




2001 Review




Jon Switzer





2001 Review



Casey Myers

The Arizona State baseball team finished the 2001 season 37-20-1 overall, 14-10 (T-3rd) in Pac-10 play. They ended the year ranked 22nd by *Baseball America* and 23rd by *Collegiate Baseball*. ASU was ranked in the top 25 the entire season, including 10 weeks in the top 10. A season full of ups and downs was ended at the NCAA Regional in Fullerton, Calif. The Devils defeated Texas Tech in the opening round, 12-3, but dropped two games the next day to No. 1 Cal State Fullerton and to Texas Tech. Despite the early exit from the NCAA Tournament, the Devils continued their streak of advancing to postseason play for the fourth time in the last five years. The 2001 season also saw the Sun Devils receive several individual awards as seven players earned freshman All-America status and four players were named to the All-Pac-10 team.

MYERS ENDS SPECTACULAR CAREER

Casey Myers completed his four-year career in style, earning All-America honors and leading the team with a .395 batting average. The senior catcher ended his career with a .384 career average and recorded 313 hits, becoming only the third Sun Devil to reach 300 hits in a career, and fell only nine RBI short of matching the Pac-10 and

ASU career record of 284 set by former teammate Andrew Beinbrink (1996-99). Myers led ASU with seven home runs and ended his career sixth in the ASU record books with 39. He repeated as the Pac-10 Player of the Year, becoming only the fourth player in Pac-10 history to repeat as Pac-10 Player of the Year, and also repeated as the Verizon Academic All-American of the Year with a 3.9 GPA in mathematics/economics. Myers earned All-America honors in three of his four years as a Sun Devil, including being named a first-team All-American by *The Sporting News*, and a second-team All-American by the NCBWA, *Collegiate Baseball Newspaper* and *Baseball Weekly* in 2001. Myers was named a semifinalist for the Rotary Smith National Player of the Year Award and a finalist for the Dick Howser Player of the Year Award (NCBWA). Myers was edged out by Baylor catcher Kelly Shoppach as the Johnny Bench Catcher of the Year.

THESE DEVILS WERE ALL-PAC-10

Senior catcher Casey Myers kept a trend alive that has seen ASU sweep the Pac-10 Player of the Year awards since the North and South Divisions combined in 1999. Willie Bloomquist was the 1999 Pac-10 Player of the Year and Myers earned the award in 2000 and 2001. He became only the fourth player in conference history to win the award twice in a career and was ASU's 10th selection as conference Player of the Year. Freshman outfielder Rod Allen, junior center fielder Chris Duffy and junior second baseman Brooks Conrad also earned first-team All-Pac-10 honors. Mike Esposito, Drew Friedberg, Aaron Klusman, Mike Lopez, Jon Switzer, Andy Torres and Dennis Wyrick all earned Pac-10 honorable mention.

continued

GAMES WITH AT LEAST ONE HIT

Allen	40 of 50 games
Conrad	36 of 48 games
Duffy	42 of 49 games
Garrabrants	26 of 47 games
Keefner	4 of 12 games
Lopez	34 of 56 games
Martin	24 of 43 games
McKenna	10 of 30 games
Myers	44 of 58 games
Phelps	33 of 50 games
Sheaffer	4 of 16 games
Stocker	18 of 43 games
Walsh	15 of 44 games
West	26 of 49 games
Wyrick	36 of 51 games

GAMES WITH AN RBI

Allen	28 of 50 games
Conrad	26 of 58 games
Duffy	23 of 49 games
Garrabrants	16 of 47 games
Keefner	2 of 12 games
Lopez	27 of 56 games
Martin	13 of 43 games
McKenna	6 of 30 games
Myers	34 of 58 games
Phelps	17 of 50 games
Sheaffer	3 of 12 games
Stocker	9 of 43 games
Walsh	10 of 44 games
West	22 of 49 games
Wyrick	18 of 51 games

EXTRA-BASE HITS

Myers	24
Phelps	23
Lopez	22
Conrad	22
Allen	21
West	18
Duffy	12
Garrabrants	10
Wyrick	8
Martin	7
Stocker	4
Walsh	4
Keefner	2
McKenna	1

HOME RUN BREAKDOWN

Total Home Runs	33
Solo Home Runs	16
2-Run Home Runs	10
3-Run Home Runs	3
Grand Slams	4
First Inning	2
Second Inning	3
Third Inning	2
Fourth Inning	4
Fifth Inning	6
Sixth Inning	2
Seventh Inning	7
Eighth Inning	5
Ninth Inning	1
Tenth or Later	1
Pinch-Hit Home Runs	1


DEVILS IN THE POLLS...

	BA	BW	CB
PS	6	6	6
2/5	6	6	6
2/12	5	4	6
2/19	5	4	6
2/26	3	3	6
3/5	8	8	6
3/12	6	4	4
3/19	5	3	3
3/26	6	4	4
4/2	10	6	9
4/9	15	12	16
4/16	15	14	17
4/23	20	16	19
4/30	20	15	16
5/7	19	19	15
5/14	18	18	15
5/21	17	19	16
Final	22	22	23

2001 Review continued

THESE FRESHMEN CAN PLAY

A total of seven Sun Devils earned freshman All-American honors in 2001, by far the most of any school in the nation. Outfielder Rod Allen was a first-team pick by both *Collegiate Baseball*



Mike Lopez

and *Baseball America*, while first baseman Jeremy West was a first-team pick by *Baseball America*. Utility players Steve Garrabrants and Nick Walsh, and pitchers Aaron Klusman, Ryan Schroyer and Mike Esposito were all named honorable mention freshman All-Americans.

A NICE DEBUT BY ROD ALLEN

Rod Allen Jr. hit .389 in his first year as a Sun Devil and was a first-team pick by *Baseball America* and *Collegiate Baseball* as a freshman All-American. Allen became the first freshman in ASU history to earn first-team All-Pac-10 honors. His .389 batting average ranked second on the team behind Casey Myers and was sixth in the Pac-10. He established an ASU freshman record with his batting average, besting the previous mark of .386 by Myers in 1998. His 70 hits ranked second in ASU freshman history, his 41 runs ranked fifth and his 53 RBI ranked fourth. Allen earned *Baseball America* second-team Summer All-American honors after hitting .314 with 24 stolen bases in the Alaskan League.

RECORDS ARE MEANT TO BE BROKEN

The 2001 Sun Devils baseball team broke some records during the season. Already having established a school and Pac-10 record for consecutive games

without being shut out, the Devils broke the NCAA mark by scoring at least one run in 375 straight games. The record breaker (No. 350) came April 7, 2001, at Dedeaux Field in Los Angeles.

Junior pitcher Jon Switzer struck out seven consecutive batters in a 10-2 win over Southern Utah (Feb. 2) to rank third in ASU single-game history. Switzer struck out 13 in that game, and combined with the bullpen to strike out 21 for the second most in single-game ASU history. Mel Stocker stole four bases vs. Southern Utah on Feb. 1 to tie the all-time single-game school record. The 10 stolen bases by ASU that game set the single-game mark in 42 years of ASU baseball.

DRAFTED DEVILS

A total of eight Sun Devils from the 2001 baseball team were selected in the annual June Amateur MLB draft, with seven signing professional contracts. Jon Switzer was the No. 47 overall pick in the draft as the second-round choice of the Tampa Bay Devil Rays. Also chosen were Drew Friedberg (6th; Pittsburgh), Brooks Conrad (8th; Houston), Chris Duffy (8th; Pittsburgh), Casey Myers (9th; Oakland), Mel Stocker (16th; Kansas City), Bryce Kartler (20th; St. Louis) and Jeff Phelps (36th; Philadelphia). Seniors Mike Lopez (Arizona) and Eric Doble (Kansas City) also signed professional free agent contracts. For a complete listing of all of ASU's current minor-league and major-league players, please see page 68.

EXTRA INNINGS

With 13 wins, junior right-handed pitcher Andy Torres recorded the most wins by a Sun Devil since Todd Douma recorded 16 in 1990...Torres was named a second-team All-American by the NCBWA...junior outfielder Chris Duffy was named to the All-Pac-10 team after hitting .373 with four home runs...Duffy led the Pac-10 in stolen bases with 20...senior relief pitcher Drew Friedberg capped his career with a stellar year, going 4-2 with a team-leading 2.03

ERA in 24 appearances out of the bullpen...Pat Murphy picked up his 100th career Pac-10 win with an 11-6 defeat of Washington (5/12)...redshirt freshman Mike Esposito battled back from Tommy John surgery to emerge as the Friday starter...Esposito went 5-2 with a 4.06 ERA and earned honorable mention Pac-10 and freshman All-American...Esposito was selected to try out for—and eventually made—the 22-man USA Baseball National Team roster that will compete on the Red, White and Blue Tour during the 2001 summer...ASU's 25-player postseason roster consisted of 10 freshmen...Esposito and senior Mike Lopez both earned Pac-10 Player of the Week honors...junior pitcher Jon Switzer (5-6, 4.04 ERA) had a tough-luck year, with ASU scoring only one run in four of his six losses...Switzer finished second in the Pac-10 with 128 strikeouts and was the 47th overall selection in the 2001 draft by the Tampa Bay Devil Rays...Switzer earned NCBWA and Collegiate Baseball National Player of the Week honors when he struck out a career-high 13 batters in five innings vs. Southern Utah on Feb. 2...the lefty had double digits in strikeouts in six games in 2001...junior Brooks Conrad started at least one game at all four infield positions and was a two-time All-Pac-10 selection at second base...sophomore shortstop Dennis Wyrick was ASU's leading regular hitter in Pac-10 play with a .389 average (28x72) in 21 conference games...Wyrick finished fourth on the team with a .360 batting average overall...ASU tied a school record with 10 stolen bases vs. Southern Utah on Feb. 1...Mel Stocker had four stolen bases in that game to rank second in single-game ASU history...the Sun Devils went 2-1 vs. rival Arizona and have still never lost a season series to the U of A under current head coach Pat Murphy...ASU beat three teams on the road that advanced to the 2001 College World Series in Omaha, Neb.



Game Results

2001

Game Date	Opposing Team	Score	R-H-E	R-H-E	Inn.	Overall	Pac-10	Pitcher of Record	Attend.	Time
Jan. 26, 2001	TEXAS-ARLINGTON	L, 3-5	3-8-0	5-9-2	9	0-1-0	0-0-0	Doble (L, 0-1)	1,901	2:53
Feb. 1, 2001	SOUTHERN UTAH	W, 18-8	18-18-2	8-8-2	9	1-1-0	0-0-0	Torres (W, 1-0)	1,711	3:22
Feb. 2, 2001	SOUTHERN UTAH	W, 10-2	10-15-1	2-4-1	9	2-1-0	0-0-0	Switzer (W, 1-0)	1,873	2:55
Feb. 3, 2001	SOUTHERN UTAH	W, 11-2	11-10-0	2-8-1	9	3-1-0	0-0-0	Schroyer (W, 1-0)	2,713	3:00
Feb. 4, 2001	SOUTHERN UTAH	W, 6-5	6-10-0	5-15-2	9	4-1-0	0-0-0	Torres (W, 2-0)	2,697	2:46
Feb. 9, 2001	DUKE	W, 8-1	8-15-4	1-5-0	9	5-1-0	0-0-0	Switzer (W, 2-0)	2,272	2:41
Feb. 10, 2001	DUKE	W, 12-5	12-16-2	5-8-4	9	6-1-0	0-0-0	Torres (W, 3-0)	-	2:43
Feb. 10, 2001	DUKE	W, 9-0	9-14-1	0-3-0	9	7-1-0	0-0-0	Schroyer (W, 2-0)	4,479	2:35
Feb. 11, 2001	DUKE	W, 11-3	11-18-1	3-9-1	9	8-1-0	0-0-0	Pezely (W, 1-0)	2,656	3:26
Feb. 13, 2001	NEW MEXICO STATE	W, 16-2	16-15-0	2-8-5	9	9-1-0	0-0-0	Torres (W, 4-0)	465	3:11
Feb. 16, 2001	CREIGHTON	W, 23-1	23-21-1	1-3-2	9	10-1-0	0-0-0	Switzer (W, 3-0)	2,813	3:05
Feb. 17, 2001	CREIGHTON	W, 15-2	15-16-0	2-6-3	9	11-1-0	0-0-0	Liebeck (W, 1-0)	3,329	2:47
Feb. 17, 2001	SAINT MARY'S	L, 4-6	4-10-0	6-8-0	9	11-2-0	0-0-0	Schroyer (L, 2-1)	746	3:13
Feb. 18, 2001	CREIGHTON	W, 14-4	14-13-2	4-11-0	9	12-2-0	0-0-0	Torres (W, 5-0)	2,894	2:40
Feb. 23, 2001	at Cal State-Fullerton	W, 5-3	5-8-3	3-9-5	9	13-2-0	0-0-0	Friedberg (W, 1-0)	843	3:38
Mar. 2, 2001	LSU	L, 11-12	11-11-3	12-13-2	9	13-3-0	0-0-0	Doble (L, 0-2)	6,043	4:01
Mar. 3, 2001	LSU	L, 7-15	7-12-1	15-17-3	9	13-4-0	0-0-0	Torres (L, 5-1)	6,457	3:54
Mar. 4, 2001	LSU	T, 5-5	5-8-0	5-11-2	8	13-4-1	0-0-0	N/A	5,965	3:33
Mar. 6, 2001	ORAL ROBERTS	W, 17-3	17-21-0	3-9-3	9	14-4-1	0-0-0	Torres (W, 6-1)	768	3:29
Mar. 9, 2001	SOUTH FLORIDA	W, 16-5	16-17-0	5-9-6	9	15-4-1	0-0-0	Friedberg (W, 2-0)	2,267	3:10
Mar. 10, 2001	SOUTH FLORIDA	W, 10-3	10-10-1	3-7-1	9	16-4-1	0-0-0	Esposito (W, 1-0)	1,697	2:39
Mar. 11, 2001	SOUTH FLORIDA	W, 12-4	12-11-2	4-8-3	9	17-4-1	0-0-0	Torres (W, 7-1)	1,632	2:56
Mar. 16, 2001*	at California	W, 7-4	7-12-4	4-4-1	9	18-4-1	1-0-0	Friedberg (W, 3-0)	329	2:58
Mar. 17, 2001*	at California	W, 4-2	4-7-2	2-6-1	9	19-4-1	2-0-0	Pezely (W, 2-0)	523	2:33
Mar. 18, 2001*	at California	L, 5-17	5-10-1	17-16-1	9	19-5-1	2-1-0	Torres (L, 7-2)	704	3:41
Mar. 24, 2001*	at Oregon State	W, 10-2	10-12-1	2-8-3	9	20-5-1	3-1-0	Switzer (W, 4-0)	596	3:11
Mar. 25, 2001*	at Oregon State	L, 1-4	1-6-2	4-7-0	9	20-6-1	3-2-0	Esposito (L, 1-1)	419	2:45
Mar. 26, 2001*	at Oregon State	L, 2-12	2-7-2	12-16-1	8	20-7-1	3-3-0	Torres (L, 7-3)	377	2:54
Mar. 30, 2001*	STANFORD	L, 2-6	2-5-4	6-11-0	9	20-8-1	3-4-0	Esposito (L, 1-2)	3,871	3:06
Mar. 31, 2001*	STANFORD	L, 2-5	2-6-2	5-7-0	9	20-9-1	3-5-0	Switzer (L, 4-1)	2,869	3:10
Apr. 1, 2001*	STANFORD	W, 6-5	6-10-2	5-7-1	9	21-9-1	4-5-0	Torres (W, 8-3)	3,284	3:22
Apr. 6, 2001*	at USC	L, 2-11	2-8-1	11-12-0	9	21-10-1	4-6-0	Schroyer (L, 2-2)	945	3:05
Apr. 7, 2001*	at USC	L, 1-5	1-9-0	5-10-0	9	21-11-1	4-7-0	Switzer (L, 4-2)	526	3:11
Apr. 8, 2001*	at USC	W, 11-1	11-17-1	1-6-1	9	22-11-1	5-7-0	Esposito (W, 2-2)	1,248	3:31
Apr. 9, 2001	at Cal State-Fullerton	L, 6-13	6-8-1	13-15-0	9	22-12-1	5-7-0	Liebeck (L, 1-1)	741	3:38
Apr. 12, 2001*	WASHINGTON STATE	L, 1-2	1-5-2	2-7-1	9	22-13-1	5-8-0	Friedberg (L, 3-1)	2,611	2:54
Apr. 13, 2001*	WASHINGTON STATE	W, 4-3	4-6-2	3-9-3	9	23-13-1	6-8-0	Torres (W, 9-3)	2,581	3:23
Apr. 14, 2001*	WASHINGTON STATE	W, 14-4	14-22-1	4-8-1	9	24-13-1	7-8-0	Klusman (W, 1-0)	2,462	3:16
Apr. 17, 2001	at New Mexico State	L, 16-19	16-21-5	19-14-3	9	24-14-1	7-8-0	Switzer (L, 4-3)	678	4:13
Apr. 18, 2001&	at Oklahoma	W, 5-3	5-14-4	3-9-4	11	25-14-1	7-8-0	Torres (W, 10-3)	3,489	3:48
Apr. 19, 2001	at Oral Roberts	W, 5-2	5-9-0	2-6-1	11	26-14-1	7-8-0	Torres (W, 11-3)	1,237	4:06
Apr. 23, 2001	GONZAGA	W, 7-6	7-12-2	6-12-2	9	27-14-1	7-8-0	Friedberg (W, 4-1)	2,162	3:02
Apr. 24, 2001	GONZAGA	W, 9-1	9-13-1	1-6-3	9	28-14-1	7-8-0	Doble (W, 1-2)	1,674	2:49
Apr. 27, 2001*	ARIZONA	W, 7-4	7-6-4	4-14-0	9	29-14-1	8-8-0	Esposito (W, 3-2)	3,108	2:35
Apr. 28, 2001*	ARIZONA	L, 1-3	1-7-0	3-9-1	9	29-15-1	8-9-0	Switzer (L, 4-4)	2,708	2:50
Apr. 29, 2001*	ARIZONA	W, 6-5	6-11-0	5-11-2	11	30-15-1	9-9-0	Pezely (W, 3-0)	2,652	3:41
May 1, 2001	at Tennessee	L, 5-9	5-10-2	9-14-2	10	30-16-1	9-9-0	Pezely (L, 3-1)	726	3:56
May 2, 2001	at Tennessee	W, 15-1	15-16-2	1-2-2	9	31-16-1	9-9-0	Esposito (W, 4-2)	1,480	3:13
May 12, 2001*	at Washington	W, 11-6	11-14-4	6-7-3	10	32-16-1	10-9-0	Torres (W, 12-3)	589	3:53
May 13, 2001*	at Washington	W, 7-3	7-7-1	3-8-1	9	33-16-1	11-9-0	Switzer (W, 5-4)	491	3:31
May 14, 2001*	at Washington	W, 17-1	17-13-1	1-6-1	7	34-16-1	12-9-0	Doble (W, 2-2)	224	2:57
May 16, 2001	at Nevada	L, 4-6	4-6-1	6-12-4	9	34-17-1	12-9-0	Torres (L, 12-4)	1,257	3:05
May 18, 2001*	UCLA	W, 7-3	7-14-0	3-8-4	9	35-17-1	13-9-0	Esposito (W, 5-2)	2,429	2:50
May 19, 2001*	UCLA	L, 1-3	1-7-0	3-7-1	9	35-18-1	13-10-0	Switzer (L, 5-5)	3,130	3:30
May 20, 2001*	UCLA	W, 12-9	12-13-1	9-14-2	9	36-18-1	14-10-0	Doble (W, 3-2)	2,813	3:21
May 25, 2001\$	vs. Texas Tech	W, 12-3	12-17-1	3-11-2	9	37-18-1	14-10-0	Torres (W, 13-4)	1,037	2:54
May 26, 2001\$	vs. Cal State-Fullerton	L, 3-13	3-4-1	13-13-3	9	37-19-1	14-10-0	Switzer (L, 5-6)	3,338	3:07
May 26, 2001\$	vs. Texas Tech	L, 8-9	8-8-3	9-16-0	9	37-20-1	14-10-0	Friedberg (L, 4-2)	985	3:11

* = Pac-10 game; & = Game played at Southwestern Bricktown Ballpark; \$ = NCAA Regional (Fullerton, Calif.); () = Extra-inning game



Overall 2001 Stats

RECORD: 37-20-1 HOME: 25-9-1 AWAY: 11-9 NEUTRAL: 1-2 PAC-10: 14-10

BY BATTING AVG.

Player	AVG.	GP	GS	AB	R	H	2B	3B	HR	RBI	TB	SLG%	BB	HBP	SO	GDP	OB%	SF	SH	SB	ATT	PO	A	E	FLD%
22 Casey Myers	.395	58	58	223	53	88	17	0	7	69	126	.565	37	12	19	8	.488	9	1	2	3	509	40	8	.986
10 Rod Allen	.389	51	42	180	41	70	14	1	6	53	104	.578	11	9	18	7	.441	4	0	6	11	38	7	2	.957
3 Chris Duffy	.373	49	48	201	46	75	6	2	4	37	97	.483	22	6	34	2	.446	2	5	20	25	93	4	2	.980
5 Dennis Wyrick	.360	52	46	172	31	62	8	0	0	27	70	.407	22	5	29	0	.447	0	2	4	6	74	134	17	.924
7 Jonah Martin	.330	45	35	106	36	35	6	1	0	20	43	.406	25	11	28	2	.497	1	7	10	13	35	1	2	.947
4 Mike Lopez	.310	56	54	184	49	57	19	0	3	49	85	.462	31	12	27	5	.431	5	5	6	8	35	80	12	.906
19 Steve Garrabrants	.307	48	33	140	31	43	5	5	0	23	58	.414	20	2	26	1	.396	2	1	16	25	39	50	6	.937
8 Jeremy West	.307	49	35	140	34	43	8	4	6	34	77	.550	21	1	23	6	.394	3	0	2	3	236	28	3	.989
20 Jeff Phelps	.307	50	47	189	26	58	20	1	2	31	86	.455	11	5	28	7	.359	1	1	4	8	221	30	5	.980
17 Ryan McKenna	.286	30	10	49	13	14	1	0	0	8	15	.306	11	1	9	1	.426	0	0	2	3	19	0	0	1.000
62 Cesar Castillo	.286	17	0	7	1	2	0	0	0	4	2	.286	1	0	0	0	.375	0	0	0	0	31	5	1	.973
15 Brooks Conrad	.278	58	57	216	49	60	15	3	4	41	93	.431	36	12	33	6	.403	4	3	16	19	96	131	15	.938
39 Nick Walsh	.264	44	21	91	26	24	3	0	1	15	30	.330	31	5	9	2	.472	0	3	2	5	10	1	1	.917
28 Jon Sheaffer	.261	30	3	23	8	6	0	0	0	3	6	.261	5	1	10	0	.400	1	0	3	3	12	0	0	1.000
6 Mel Stocker	.245	51	33	106	32	26	3	1	0	15	31	.292	23	11	13	0	.426	1	5	18	20	63	0	1	.984
44 Eric Keefner	.235	14	0	17	1	4	2	0	0	2	6	.353	1	0	7	0	.278	0	0	0	0	3	0	0	1.000
Totals	.327	58	58	2,049	479	669	127	18	33	432	931	.454	309	93	315	47	.431	33	33	111	152	1,552	624	85	.962
Opponents	.268	58	58	2,001	301	536	78	12	43	277	767	.383	224	56	541	32	.356	9	31	80	109	1,503	682	103	.955

LOB: Team (538), Opp. (468). DPs turned: Team (48), Opp. (65). CI: Team (0), Opp. (3). IBB: Team (9), Myers 6, Lopez 2, Conrad 1, Opp. (7). Picked off: Conrad 2, Stocker 1, Myers 1, Duffy 1.

BY EARNED RUN AVG.

Player	ERA	W	L	APP	GS	CG	SHO	CBO	SV	IP	H	R	ER	BB	SO	2B	3B	HR	AB	B/Avg.	WP	HBP	BK	SFA	SHA
38 Drew Friedberg	2.03	4	2	24	0	0	0	0	1	53.1	40	15	12	13	55	5	0	2	194	.206	4	3	5	1	4
59 Aaron Klusman	3.31	1	0	25	0	0	0	0	2	35.1	29	15	13	19	49	1	0	3	135	.215	2	2	0	0	2
55 Jon Switzer	4.04	5	6	19	18	1	0	0	0	100.1	95	56	45	45	128	17	3	7	376	.253	10	11	2	1	8
23 Mike Esposito	4.06	5	2	16	13	0	0	0	0	68.2	66	33	31	24	63	7	2	7	258	.256	7	8	0	2	5
54 Andy Torres	4.30	13	4	27	9	0	0	0	1	92.0	104	51	44	29	74	17	3	10	363	.287	0	8	1	1	3
47 Jered Liebeck	4.40	1	1	7	3	0	0	0	0	14.1	20	8	7	4	10	3	0	3	60	.333	1	2	0	1	0
25 Eric Doble	5.59	3	2	17	5	0	0	1	1	37.0	47	23	23	14	40	8	0	2	156	.301	5	1	0	0	2
27 Bryce Kartler	5.77	0	0	22	2	0	0	0	4	39.0	47	31	25	21	41	5	2	1	150	.313	2	6	9	1	5
11 Ty Johnson	6.00	0	0	9	1	0	0	0	0	12.0	13	8	8	9	12	1	0	2	46	.283	1	5	1	0	0
36 Angel Ramirez	6.00	0	0	5	0	0	0	0	0	6.0	6	4	4	4	5	0	0	0	22	.273	1	0	0	1	0
12 Ryan Schroyer	7.31	2	2	13	7	0	0	1	0	28.1	28	23	23	22	29	7	2	2	108	.259	1	5	0	1	2
31 Franco Pezely	8.27	3	1	18	0	0	0	0	0	20.2	30	22	19	9	22	5	0	3	89	.337	1	4	0	0	0
13 J.J. Jackson	8.68	0	0	9	0	0	0	0	0	9.1	10	11	9	9	13	1	0	1	40	.250	3	1	0	0	0
21 Jon Gutierrez	9.00	0	0	2	0	0	0	0	0	1.0	1	1	1	2	0	1	0	0	4	.250	0	0	0	0	0
Totals	4.56	37	20	58	58	1	1	1	9	517.1	536	301	262	224	541	78	12	43	2,001	.268	38	56	18	9	31
Opponents	7.31	20	37	58	58	1	0	0	11	501.0	669	479	407	309	315	127	18	33	2,049	.327	54	93	21	33	33

PB: Team (3), Myers 3, Opp. (12). Pickoffs: Team (17)—Torres 5, Kartler 4, Esposito 3, Schroyer 2, Switzer 1, Doble 1, Pezely 1, Opp. (5). SBA/ATT: Myers (78/88), Switzer (17/25), Esposito (17/20), Friedberg (11/16), Torres (8/12), Kartler (4/9), Pezely (7/8), Klusman (7/7), Schroyer (4/5), Doble (3/3), Liebeck (1/3), Castillo (2/2), Jackson (1/1).

Honors 2001



Casey Myers



Chris Duffy



Drew Friedberg



Jon Switzer

Baseball America's All-America Team

Casey Myers, C (second team)

Baseball America's Freshman All-America Team

Rod Allen, DH (first team)

Louisville Slugger/Collegiate Baseball All-America Team

Casey Myers, C (second team)

Louisville Slugger/Collegiate Baseball Freshman All-America Team

Rod Allen, OF (first team)
 Jeremy West, DH (first team)
 Mike Esposito, RHP (honorable mention)
 Aaron Klusman, RHP (honorable mention)
 Ryan Schroyer, RHP (honorable mention)
 Steve Garrabrants, INF (honorable mention)
 Nick Walsh, OF (honorable mention)

NCBWA All-America Team

Casey Myers, C (second team)
 Andy Torres, RHP (second team)

The Sporting News All-America Team

Casey Myers, DH (first team)

ABCA All-America Team

Casey Myers, C (second team)

ABCA All-West District Team

Casey Myers, C (first team)
 Rod Allen, OF (second team)

USA Today/Baseball Weekly All-America Team

Casey Myers, C (second team)

Pac-10 Player of the Year

Casey Myers, C

All-Pac-10 Team

Brooks Conrad, 2B (first team)
 Rod Allen, OF (first team)

Chris Duffy, OF (first team)
 Jon Switzer, LHP (honorable mention)
 Mike Esposito, RHP (honorable mention)
 Drew Friedberg, LHP (honorable mention)
 Mike Lopez, 3B (honorable mention)
 Aaron Klusman, RHP (honorable mention)
 Andy Torres, RHP (honorable mention)
 Dennis Wyrick, SS (honorable mention)

Pac-10 Player/Pitcher of the Week

Mike Lopez (Apr. 30)
 Mike Esposito (May 7)

Collegiate Baseball National Players of the Week

Jon Switzer (2/5)

All-Pac-10 Academic Team

Casey Myers, first team (3.97, mathematics/economics)
 Ty Johnson, first team (3.83, secondary education)
 Jon Switzer, first team (3.44, marketing)
 Jeff Phelps, second team (3.40, communications)

GTE/CoSIDA Academic All-America District 8 Team

Casey Myers
 Jeff Phelps
 Jon Switzer

GTE Academic All-American of the Year (Baseball)

Casey Myers

SUN DEVIL BASEBALL AWARDS

Mr. Fireman: Drew Friedberg
 Outstanding Offensive Player: Casey Myers
 Outstanding Defensive Player: Dennis Wyrick
 Newcomers of the Year: Rod Allen, Chris Duffy
 Pitchers of the Year: Jon Switzer, Andy Torres
 Jim Brock—Mr. Sun Devil: Mike Lopez, Brooks Conrad
 Bobby Winkles Award: Nick Walsh
 Jim Henderson Courageous Performance Award: Mike Esposito

Developmental MVP: Ryan McKenna
 On Deck Circle MVP: Casey Myers

NCAA STATISTICS

TEAM LEADERS

Batting
 18. Arizona State (.327)

Scoring
 17. Arizona State (8.26)

Stolen Bases
 27. Arizona State (1.91)

INDIVIDUAL LEADERS

Batting
 60. Casey Myers (.395)

Wins
 12. Andy Torres (13)

PAC-10 STATISTICS

TEAM LEADERS

Batting
 1. Arizona State (.327)

Runs Scored
 1. Arizona State (479)

Walks
 1. Arizona State (309)

Hit by Pitch
 1. Arizona State (93)

On-Base Percentage
 1. Arizona State (.431)

Runs Batted In
 2. Arizona State (432)

Stolen Bases
 1. Arizona State (111)

INDIVIDUAL LEADERS

Batting
 2. Casey Myers (.395)

6. Rod Allen (.389)

Runs
 9. Casey Myers (53)

Doubles
 2. Jeff Phelps (20)

4. Mike Lopez (19)

Hits
 4. Casey Myers (88)

RBI
 2. Casey Myers (69)



Pac-10 Review

2001

2001 PAC-10 BASEBALL STANDINGS

	CONFERENCE			OVERALL		
	W	L	PCT	W	L	PCT
1. USC*#!	18	6	.750	45	19	.703
2. Stanford*#!	17	7	.708	51	17	.750
3. Arizona State*	14	10	.583	37	20	.664
California*	14	10	.583	34	25	.589
5. Arizona	12	12	.500	33	23	.589
6. Oregon State	11	13	.458	31	24	.564
7. UCLA	9	15	.375	30	27	.526
8. Washington	7	17	.292	29	23	.558
9. Washington St.	6	18	.250	15	39	.278

* NCAA Tournament
 # NCAA Super Regional
 ! College World Series


2001 PAC-10 ACADEMIC TEAM

First Team

Name	School	Yr.	GPA	Major
Mike Bomar	Wash.	Sr.	3.62	Pol. Science
Stephen Copeland	OSU	So.	3.65	Mathematics
Thad Johnson	OSU	Sr.	3.62	Sociology
Ty Johnson	ASU	Sr.	3.83	Sec. Edu.
Ryan Lubner	Cal.	Sr.	3.63	Mass Comm.
Michael Moralex	USC	So.	3.75	Business
Casey Myers	ASU	Sr.	3.97	Math./Econ.
Chris O'Riordan	Stan.	Jr.	3.46	Pol. Science
Eli Stokols	Cal.	Sr.	3.59	History
Jon Switzer	ASU	Jr.	3.44	Marketing

Second Team

Name	School	Yr.	GPA	Major
Ryan Atkinson	Cal.	Jr.	3.47	Bus. Admin.
Brian Bannister	USC	So.	3.34	Fine Arts
Scott Dragicevich	Stan.	Jr.	3.34	Mathematics
Ryan Garko	Stan.	So.	3.26	Undeclared
Zach Gordon	OSU	Sr.	3.33	History
Mike Gosling	Stan.	Jr.	3.39	Human Bio.
Nick Medrano	Cal.	So.	3.42	Architecture
Jeff Phelps	ASU	Sr.	3.40	Comm.
Mark Prior	USC	Jr.	3.18	Business
Ken Riley	Ariz.	So.	3.59	Undeclared



2001 ALL-PAC-10 TEAM

PLAYER OF THE YEAR: Casey Myers, ASU
PITCHER OF THE YEAR: Mark Prior, USC
COACH OF THE YEAR: David Esquer, California

Name	School	Pos.	Yr.
Rod Allen	ASU	OF	Fr.
Stefan Bailie	WSU	1B	So.
Brian Barden	OSU	3B	So.
Brian Baron	UCLA	DH	Sr.
Brian Barre	USC	CF	Jr.
Chris Biles	OSU	OF	So.
Josh Canales	UCLA	2B	Sr.
Brooks Conrad (2)	ASU	2B	Jr.
Rik Currier (2)	USC	RHP	Sr.
Seth Davidson (2)	USC	SS	Sr.
Shelley Duncan	Ariz.	OF	Jr.
Ernie Durazo	Ariz.	1B	Sr.
Chris Duffy	ASU	CF	Jr.
Ben Francisco	UCLA	OF	So.
Sam Fuld	Stan.	OF	Fr.
Bryan Ingram	OSU	C	Jr.
Scott Nicholson	OSU	LHP	Sr.
Chris O'Riordan	Stan.	2B	Jr.
Carlos Quentin	Stan.	OF	Fr.
Carson White	Cal.	2B	Jr.

2 = Two-time all-conference selection

ASU HONORABLE MENTION

Mike Esposito, Drew Friedberg, Aaron Klusman, Mike Lopez, Jon Switzer, Andy Torres, Dennis Wyrick

PAC-10 BATTING LEADERS

Team Batting Avg.	Avg.
Arizona State	.327
Arizona	.318
Oregon State	.315
Stanford	.313
UCLA	.304
USC	.300
Washington	.292
California	.291
Washington State	.284

Individual Batting Avg.

Baron, UCLA	.443
Biles, OSU	.395
Durazo, Ariz	.395
Myers, ASU	.395
Davis, OSU	.390
Allen, ASU	.389
Canales, UCLA	.376
Duffy, ASU	.373
Anderson, Ariz	.370
Garko, Stan	.368

PAC-10 PITCHING LEADERS

Team Pitching

USC	3.46
Stanford	3.50
California	4.29
Arizona State	4.56
UCLA	4.75
Arizona	5.34
Washington	5.47
Oregon State	5.85
Washington State	7.24

Individual Pitching

Prior, USC	1.69
Kohn, Wash	2.57
Currier, USC	2.59
Guthrie, Stan	2.82
Bruksch, Stan	3.18
Karp, UCLA	3.26
Nicholson, OSU	3.58
Cunningham, Stan	3.62
Reyes, USC	3.72
Cash, Cal	3.77

PAC-10 FIELDING LEADERS

Team Fielding

Stanford	.977
USC	.973
California	.962
Arizona State	.962
Washington	.961
UCLA	.961
Arizona	.961
Oregon State	.956
Washington State	.954

Individual Fielding


Hecker, WSU	1.000
Duncan, Ariz	1.000
Hall, Stan	1.000
Baron, UCLA	1.000
VanZandt, Stan	.997
Br. Johnson, Wash	.992
Reece, UCLA	.992
Hoover, Cal	.991
Bailie, WSU	.990
Ingram, OSU	.990

Sun Devils in the Pros


2001 TEAMS AND STATISTICS



Eric Doble




Chris Duffy



Drew Friedberg




Casey Myers



Jon Switzer



Mitch Jones



Mel Stocker

Sun Devils in the Majors (6)

Pitchers

Doug Henry
Sean Lowe

MLB Team

Kansas City Royals
Chicago White Sox

W-L	ERA	G	SV	IP	H	BB	SO
2-2	6.07	53	0	75.2	75	45	57
9-4	3.61	45	3	127.0	123	32	71

Players, Pos.

Barry Bonds, LF
Jacob Cruz, CF
Paul Lo Duca, C
Fernando Viña, 2B

MLB Team

San Francisco Giants
Colorado Rockies
Los Angeles Dodgers
St. Louis Cardinals

Avg.	AB	R	H	2B	3B	HR	RBI
.328	476	129	156	32	2	73	137
.215	144	19	31	5	0	4	18
.320	460	71	147	28	0	25	90
.303	631	95	191	30	8	9	56

Sun Devils in the Minors (39)

Pitchers

Jason Bond
Ryan Bradley

Team (Class)

Yuma (Independent)
Norwich (AA, Yankees)
Tampa (A, Yankees)
Harrisburg (AA, Expos)
Jupiter (A, Expos)
Spokane (R, Royals)
Mahoning Valley (A, Indians)
Akron (AA, Indians)
Burlington (A, Royals)
Williamsport (R, Pirates)
Hickory (A, Pirates)
Charleston (A, Royals)
St. Lucie (A, Mets)
New Britain (AA, Twins)
Calgary (AAA, Marlins)
Hudson Valley (R, Tampa Bay)

W-L	ERA	G	SV	IP	H	BB	SO
5-5	6.15	23	0	101.0	99	60	91
4-5	6.63	16	0	58.1	47	48	53
3-1	3.08	7	0	38.0	27	22	32
2-6	4.32	52	4	66.2	73	25	44
0-1	1.50	3	0	6.0	4	3	3
0-3	4.46	18	3	34.1	41	11	31
4-5	3.89	14	0	69.1	80	25	53
0-1	10.80	1	0	5.0	8	2	1
1-6	3.71	33	4	43.2	46	10	37
0-0	0.00	4	3	4.0	2	0	6
0-1	6.20	17	1	20.1	26	9	15
5-7	5.65	42	3	71.2	82	32	65
5-6	4.32	22	2	100.0	109	24	47
2-5	6.42	8	0	40.2	45	14	29
5-9	5.89	40	0	107.0	126	39	105
2-0	0.63	5	0	14.1	9	2	20

Players

Andrew Beinbrink

Team (Class)

Orlando (AA, Tampa Bay)
Bakersfield (A, Tampa Bay)
San Antonio (AA, Mariners)
Charlotte (A, Rangers)
Tulsa (AA, Rangers)
Oklahoma (AAA, Rangers)
Vero Beach (A, Dodgers)
Jacksonville (AA, Dodgers)
Pittsfield (R, Astros)
Jupiter (A, Expos)
Clinton (A, Expos)
Dubois County (Independent)
Williamsport (R, Pirates)
Columbia (A, Mets)
Huntsville (AA, Brewers)
Brevard County (A, Marlins)
Harrisburg (AA, Expos)
Bowie (AA, Orioles)
Brevard County (A, Marlins)
Tulsa (AA, Rangers)
Tampa (A, Yankees)
Yuma (Independent)
Missoula (R, Diamondbacks)
Sacramento (AAA, Athletics)
Midland (AA, Athletics)
Ottawa (AAA, Expos)
Altoona (AA, Pirates)
Vancouver (R, Athletics)
Batavia (R, Phillies)
Pawtucket (AAA, Red Sox)
Clearwater (A, Phillies)
Louisville (AAA, Reds)
Spokane (R, Royals)

Avg.	AB	R	H	2B	3B	HR	RBI
.273	443	51	121	22	6	5	49
.250	24	4	6	2	0	0	3
.255	491	59	125	23	2	0	28
.279	272	39	76	14	5	1	21
.279	262	32	73	16	5	3	24
.400	5	0	2	0	0	0	0
.276	268	29	74	11	0	2	24
.128	39	1	5	0	0	0	3
.280	232	41	65	16	5	4	39
.238	227	28	54	15	3	3	30
.252	123	18	31	4	6	4	20
.331	236	44	78	16	0	6	41
.317	221	50	70	12	4	1	24
.217	318	49	69	16	8	3	23
.148	81	6	12	4	0	1	4
.226	133	19	30	12	0	2	12
.280	50	7	14	3	1	0	6
.244	135	27	33	6	1	6	26
.242	99	12	24	12	0	1	13
.232	311	34	72	13	0	4	29
.224	487	85	109	36	3	21	71
.247	296	46	73	11	3	2	34
.313	284	70	89	21	4	8	37
.263	350	36	92	19	0	6	41
.319	427	70	136	35	2	5	89
.281	360	31	101	18	6	5	39
.256	312	43	80	14	4	13	38
.278	198	24	55	15	0	7	35
.226	133	18	30	7	1	2	16
.256	125	14	32	9	1	4	14
.247	465	63	115	21	6	6	34
.163	184	22	30	7	0	5	25
.233	73	10	17	2	2	0	7

Willie Bloomquist
Brett Cadiente

Mike Collins

Brooks Conrad
Phil Downing

Dustin Delucchi
Chris Duffy
Jeff Duncan
Mark Ernster
Matt Frick
Javier Fuentes
Steve Goodell
Scott Goodman

Jeremy Jones
Mitch Jones
Rich Leon
Mike Lopez
Cody McKay

Dan McKinley
Dan Meier
Casey Myers
Jeff Phelps
Scott Samuels
Jim Sitzman
Tim Spehr
Mel Stocker