

BOSTON COLLEGE IN BOWLS



COTTON BOWL

January 1, 1940

Dallas, Texas

Clemson 6, Boston College 3

Frank Leahy came to Boston College in 1939, succeeding the immortal Gil Dobie, and immediately declared, "I did not come to BC to fail." Nor did the 29-year old protégé of Knute Rockne, who had tutored Fordham's mighty Seven Blocks of Granite.

His team was ranked 11th nationally when it faced Clemson in the Cotton Bowl — the first New England team to participate in a bowl game in 20 years. The Eagles took a 3-0 lead on Alex Lukachik's 24-yard field goal, but Clemson roared right back on its next possession and Charley Timmons ran for the score.

That was it for the day. Banks McFadden knocked down three Charley O'Rourke passes in the end zone in the fourth quarter and BC drove to the Clemson 8-yard line late in the game, but failed to score.

SCORING SUMMARY

Clemson	0	6	0	0	-	6
Boston College	0	3	0	0	-	3

Second Quarter

BC - 36 FG Alex LUKACHIK. Drive: 4 plays, 0 yards. Score: Boston College 3, Clemson 0.

CU - Charlie TIMMONS 1 run (Shad Bryant kick failed). Drive: 9 plays, 57 yards. Score: Clemson 6, Boston College 3.

Individual Rushing

CU - Timmons 27-115; Bryant 14-56; Banks McFadden 6-33.

BC - Vito Ananis 11-43; Charlie O'Rourke 8-41.

Individual Passing

CU - Bank McFadden 2-3-35, Int.; Joe Blalock 0-1-0, Int.

BC - Henry Toczowski 4-23-73, Int.

Individual Receiving

CU - Joe Blalock 1-19; Whistar Jackson 1-16.

Team Statistics	CU	BC
First Downs	11	9
Total Net Yards	239	184
Total Offensive Plays	51	60
Net Yards Rushing	204	111
Rushing Attempts	47	37
Net Yards Passing	35	73
Pass Attempts	4	23
Pass Completions	2	4
Interceptions	2	1
Number of Punts - Yards	11-42.6	10-39.3
Interceptions	1	2
Penalties	8-80	8-90
Fumbles - Lost	5-3	3-2



SUGAR BOWL

January 1, 1941

New Orleans, La.

Boston College 19, Tennessee 13

In Leahy's second year, the Eagles went unbeaten in 11 games and finished with their highest national ranking ever, thanks to a gritty come-from-behind 19-13 win over Tennessee in the Sugar Bowl.

The Volunteers, who had not lost a regular season game in three years, led 7-0 at the half but Joe Zablicki's recovery of a blocked punt set up Harry Connolly's game-tying touchdown and extra point in the third quarter.

Tennessee came back to take a 13-7 lead, but Mike Holovak ended a 60-yard drive when he scored BC's second touchdown. However, Leahy elected to run Holovak for the extra point and Mike was stopped. The score remained tied 13-13.

Don Currihan blocked a Tennessee field goal in the fourth quarter, and started BC on its winning drive. Two passes to Ed Zablicki from O'Rourke got the ball to the Vols' 30-yard line and two plays later, O'Rourke, behind Hank Toczylowski's block, ran 24 yards for the winning touchdown.

SCORING SUMMARY

Tennessee	7	0	6	0	-	13
Boston College	0	0	13	6	-	19

First Quarter

UT - Van THOMPSON 4 run (Bob FOXX kick). Score: Tennessee 7, Boston College 0.

Third Quarter

BC - Harry CONNOLLY 13 run (Francis MAZNICKI kick). Score: Boston College 7, Tennessee 7.

UT - Buist WARREN 2 run (FOXX kick failed). Score: Tennessee 13, Boston College 7.

BC - Mike HOLOVAK 1 run (MAZNICKI kick failed). Score: Boston College 13, Tennessee 13.

Fourth Quarter

BC - Charlie O'ROURKE 24 run (MAZNICKI kick failed). Score: Boston College 19, Tennessee 13.

BOSTON COLLEGE IN BOWLS



ORANGE BOWL

January 1, 1943

Miami, Fla.

Alabama 37, Boston College 21

This contest was a wild affair, as Boston College took a 14-0 lead on two of Mike Holovak's three touchdowns on the day. Holovak's first touchdown came on a 65-yard run and the other on a 34-yard sweep.


After Alabama fought back and took a 19-14 lead, Holovak scored his third touchdown of the day on a two-yard plunge. Harry Connolly's extra-point gave the Eagles a 21-19 lead. By this time, injuries had begun to pile up for BC (Mario Gianelli, one of the team's best linemen, broke his toe getting dressed for the game and never played) and Alabama took the lead for good on a field goal. The Tide soon took a 28-21 advantage and the Eagles missed their tying chance when they were unable to score from the 8-yard line in the fourth quarter.

SCORING SUMMARY

Alabama	0	22	6	9	-	37
Boston College	14	7	0	0	-	21

ALABAMA – Touchdowns: Wheeler LEETH 14 pass from Russ MOSLEY (George HECT kick). Bobby Tom JENKINS 40 run (HECT kick). JENKINS 1 run. Johnny AUGUST 15 run. Field Goals: 25 FG HECT. SAFETY: Joe DOMNANOVICH 7 tackle.

BOSTON COLLEGE – Touchdowns: Mike HOLOVAK 65 run (Harry CONNOLLY kick). HOLOVAK 35 run (CONNOLLY kick). HOLOVAK 2 run (CONNOLLY kick).



TANGERINE BOWL

December 18, 1982

Orlando, Fla.

Auburn 33, Boston College 26

Eagle quarterback Doug Flutie put on a dazzling performance, completing 22 of 38 passes for 299 yards and two touchdowns (he also scored on a 5-yard run and accounted for a pair of two-point-conversions), but the Eagles' furious second half rally fell just short of victory.

The Eagles scored on the first drive of the game, and then played tremendous defense, stopping the nationally ranked Auburn Tigers twice on drives inside their own 5-yard line without surrendering a touchdown.

The Tigers used their blinding outside speed to score three second-quarter touchdowns and increased their lead to 33-10 by the end of the third.

Boston College's coaches and players never gave up and battled back in the fourth quarter of the nationally televised game that saw Flutie throw scoring strikes to tight end Scott Nizolek and wide receiver Brian Brennan in a last-ditch effort to win.

Brennan caught seven passes for 149 yards and one touchdown in the game, but it was Flutie who was named Outstanding Offensive Player by the national broadcast crews.

SCORING SUMMARY

Boston College	7	3	0	16	-	26
Auburn	3	20	10	0	-	33

First Quarter

BC – Doug FLUTIE 5 run (Kevin SNOW kick) 10:49 left. Drive: 13 plays, 79 yards, 4:11 time of drive. Score: Boston College 7, Auburn 0.

AU – 19 FG Al DeGRECO 5:07 left. Drive: 13 plays, 72 yards, 5:42 time of drive. Score: Boston College 7, Auburn 3.

Second Quarter

AU – Bo JACKSON 1 run (DeGRECO kick) 11:34 left. Drive: 5 plays, 21 yards, 2:26 time of drive. Score: Auburn 10, Boston College 7.

AU – Willie HOWELL 2 run (DeGRECO kick) 4:49 left. Drive: 7 plays, 74 yards, 3:20 time of drive. Score: Auburn 17, Boston College 7.

BC – 34 FG SNOW 3:41 left. Drive: 6 plays, 62 yards, 1:08 time of drive. Score: Auburn 17, Boston College 14.

AU – JACKSON 6 run (Mike MANN pass failed) :46 left. Drive: 7 plays, 81 yards, 2:55 time of drive. Score: Auburn 23, Boston College 10.

Third Quarter

AU – 23 FG DeGRECO 8:44 left. Drive: 15 plays, 78 yards, 6:16 time of drive. Score: Auburn 26, Boston College 10.

AU – Greg PRATT 15 rush (DeGRECO kick) 1:10 left. Drive: 5 plays, 69 yards, 2:19 time of drive. Score: Auburn 33, Boston College 10.

Fourth Quarter

BC – Scott NIZOLEK 2 pass from FLUTIE (FLUTIE to NIZOLEK) 10:55 left. Drive: 13 plays, 80 yards, 5:15 time of drive. Score: Auburn 33, Boston College 18.

BC – Brian BRENNAN 16 pass from FLUTIE (FLUTIE run) 0:00 left. Drive: 4 plays, 50 yards, :46 time of drive. Score: Auburn 33, Boston College 26.

Rushing Leaders

BC – Troy Stradford 15-67; Brian Krystoforski 3-19; Brian Brennan 1-17; Doug Flutie 14-12, TD; Ken Bell 1-0.
AU – Lionel James 17-101; Bo Jackson 14-64, 2 TD; Greg Pratt 9-59, TD; Alan Evans 2-30; Collis Campbell 2-21; Randy Campbell 9-17; Ron O'Neal 7-17; Terry Walker 1-3; Willie Howell 1-2, TD; Pat Washington 2- -1.

Passing Leaders

BC – Doug Flutie 22-38-299, 2 Int., 2 TD.

AU – Randy Campbell 10-16-177, Int.


Receiving Leaders

BC – Brian Brennan 7-149, TD; Gerard Phalen 4-69; Paul Zdanek 1-23; Jon Schoen 2-19; Brian Krystoforski 2-15; Troy Stradford 2-13; Scott Nizolek 3-12, TD; Bob Biestek 1- -1.

AU – Christopher Woods 3-67; Mike Edwards 3-55; Clayton Beauford 1-34; Edward West 1-14; Bo Jackson 1-11; Terry Walker 1- -4.

Team Statistics	B C	AU
First Downs	24	27
Rushing	9	17
Passing	12	9
Penalty	3	1
Rushing Attempts	34	64
Net Yards Rushing	115	313
Net Yards Passing	299	177
Attempts	38	16
Completions	22	10
Had Intercepted	2	1
Total Offensive Plays	72	80
Total Net Yards	414	490
Fumbles – Lost	3-3	4-1
Penalties – Yards	2-38	3-30
Interceptions – Yards	1-8	2-29
Punts – Ave.	3-34.3	2-32.0
Punt Returns – Yards	0-0	1-0
Kickoff Returns – Yards	6-123	4-68
Third Down Conversions	7-12	8-15
Time of Possession	24:47	35:13

BOSTON COLLEGE IN BOWLS



LIBERTY BOWL December 29, 1983 Memphis, Tenn.

Notre Dame 19, Boston College 18

Despite bitter 11-degree temperatures, Flutie shined once again in post-season action, completing 16 of 37 passes for 287 yards and three touchdowns. The Fighting Irish, however, also tallied three TDs and emerged a one-point victor.

On BC's first possession, Flutie marched the Eagles 63 yards in 7 plays, culminated by a 17-yard scoring toss to Brian Brennan. Notre Dame's Allen Pinkett plunged over from the 1-yard line, and following Mike Johnston's extra-point kick (the only PAT conversion of the night), the Irish were ahead at the end of the first quarter, 7-6. Notre Dame scored twice more in the second quarter before Gerald Phelan snagged a 28-yard pass from Flutie for a touchdown which closed the gap to 19-12 at halftime.

Scott Gieselman grabbed a 3-yard touchdown flip from Flutie midway through the third quarter, but the contest was a deadlocked defensive struggle for the remainder of the evening. With 1:08 left on a fourth-down situation on Notre Dame's 35, Flutie's toss intended for Joe Giaquinto up the middle fell incomplete.

Tailback Troy Stradford was the Eagles leading ground gainer with 51 yards on 16 carries. Flutie, however, was named the game's Most Valuable Player for his aerial efforts.

SCORING SUMMARY

Boston College	6	6	6	0	-	18
Notre Dame	7	12	0	0	-	19

First Quarter

BC-Brian BRENNAN 17 pass from Doug FLUTIE (Doug WALDRON kick failed), 12:07 left. Drive: 7 plays, 63 yards, 2:53 time of drive. Score: Boston College 6, Notre Dame 0.

ND-Allen PINKETT 1 run (Mike JOHNSTON kick), 4:24 left. Drive: 16 plays, 87 yards, 7:43 time of drive. Score: Notre Dame 7, Boston College 6.

Second Quarter

ND-Alvin MILLER 13 pass from Blair KIEL (JOHNSTON kick failed), 11:49 left. Drive: 4 plays, 6 yards, 1:02 time of drive. Score: Notre Dame 13, Boston College 6.

ND-Allen PINKETT 3 run (JOHNSTON kick failed), 8:19 left. Drive: 6 plays, 53 yards, 2:11 time of drive. Score: Notre Dame 19, Boston College 6.

BC-Gerard PHALEN 28 pass from Doug FLUTIE (FLUTIE pass failed), 7:02 left. Drive: 4 plays, 69 yards, 1:08 time of drive. Score: Notre Dame 19, Boston College 12.

Third Quarter

BC-Scott GIESELMAN 3 pass from FLUTIE (FLUTIE pass failed), 7:20 left. Drive: 10 plays, 85 yards, 4:00 time of drive. Score: Notre Dame 19, Boston College 18.

Rushing Leaders

BC: Troy Stradford 16-51, Doug Flutie 5-32; Jim Browne 4-13, Bob Biestek 2-8, Ken Bell 1-3, Team 1- -14.

ND: Allen Pinkett 28-111, Chris Smith

18-104, Mark Brooks 2-26, Alvin Miller 1-7, Blair Kiel 5-23.

Passing Leaders

BC: Doug Flutie 37-16-1-287, Brian Brennan 1-0-0-0.

ND: Blair Kiel 19-11-1-151.


Receiving Leaders

BC: Brian Brennan 4-91, Gerard Phelan 4-52, Scott Geiselman 3-19, Troy

Stradford 2-17, Bob Biestek 1-42, Kelvin Martin 1-36, Brendan Murphy 1-30.

ND: Mark Bavaro 5-52, Alvin Miller 3-31, Milt Jackson 2-25, Joe Howard 1-43.

Team Statistics	ND	BC
First Downs	19	15
Rushing	12	6
Passing	7	9
Penalty	0	0
Rushing Attempts	54	29
Yards Rushing	253	126
Yards Lost Rushing	28	33
Net Yards Rushing	225	93
Net Yards Passing	151	287
Passes Attempted	19	38
Passes Completed	11	16
Had Intercepted	1	2
Total Offensive Plays	73	67
Total Net Yards	376	380
Average Per Play	5.14	5.66
Return Yards	10	0
Fumbles: No.-Lost	3-1	1-0
Penalties: No.-Yds.	5-47	7-55
Interceptions: No.-Yds.	2-3	1-0
Punts: No.-Yds.	6-17	16-168
Average Per Punt	28.5	28.0
Punt Returns: No.-Yds.	2-7	1-0
Kickoff Returns: No.-Yds.	4-55	4-83



COTTON BOWL January 1, 1985

Dallas, Texas

Boston College 45, Houston 28

Four months to the day after the memorable 1984 season began, it ended with the Eagles' first postseason Bowl victory in 44 years.

Before 56,522 (67,381 paid) at the frigid Cotton Bowl (32 windy, drizzly degrees) and another CBS-TV national audience, Heisman Trophy winner Doug Flutie (13 for 37, 180 yards) threw two scoring passes in the first quarter to boost BC to a 17-7 lead. Kelvin Martin's 63-yard touchdown grab to open the scoring was the longest aerial connection of the year for the Eagles. Flutie would add his Cotton Bowl-record third touchdown pass later in the contest.

Houston trimmed two touchdowns off BC's 31-14 halftime lead before the Eagle ground game asserted itself. Steve Strachan (23 carries, 91 yards, 2 TDs, earning him Offensive MVP honors) and Troy Stradford (CBS-Chevrolet MVP with 20 rushes, 196 yards and 2 TDs) wore down the Cougar defense with their punishing carries and both scored fourth-quarter touchdowns to ice the game.

SCORING SUMMARY

Houston	7	7	14	0	-	28
Boston College	17	14	0	14	-	45

First Quarter

BC - Kelvin MARTIN 63 pass from Doug FLUTIE (Kevin SNOW kick). Score: Boston College 7, Houston 0.

BC - Troy STRADFORD 8 pass from FLUTIE (SNOW kick). Score: Boston College 14, Houston 0.

H - Earl ALLEN 98 kickoff return (Mike CLENDENEN kick). Score: Boston College 14, Houston 7.

BC - 31 FG SNOW. Score: Boston College 17, Houston 7.

Second Quarter

BC - Gerard PHALEN 13 pass from FLUTIE (SNOW kick). Score: Boston College 24, Houston 7.

BC - Stephen STRACHEN 2 run (SNOW kick). Score: Boston College 31, Houston 7.

H - Larry SHEPHERD 15 pass from Gerald LANDRY (CLANDENEN kick). Score: Boston College 31, Houston 14.

Third Quarter

H - Raymond TATE 2 run (CLANDENEN kick). Score: Boston College 31, Houston 21.

H - Audrey MCMILLIAN 25 interception return (CLENDENEN kick). Score: Boston College 31, Houston 28.

Fourth Quarter

BC - STRACHAN 4 run (SNOW kick). Score: Boston College 38, Houston 28.

BC - STRADFORD 18 run (SNOW kick) Score: Boston College 45, Houston 28.

Rushing Leaders

H - Raymond Tate 10-71, TD.

BC - Troy Stradford 20-196, TD.

Passing Leaders

H - Gerald Landry 9-29-154, TD, 2 Int.

BC - Doug Flutie 13-37-180, 2 Int., 3 TD.

Receiving Leaders

H - Carl Hilton 5-87.

BC - Gerard Phalen 7-94, TD.

Team Statistics	BC	H
First Downs	22	15
Total Net Yards	533	321
Net Yards Rushing	353	167
Net Yards Passing	180	154
Interceptions	2	2
Penalties	7-64	7-66
Fumbles - Lost	2-1	3-2

BOSTON COLLEGE IN BOWLS



HALL OF FAME BOWL December 23, 1986

Tampa, Fla.
Boston College 27, Georgia 24

Eagle quarterback Shawn Halloran connected with wide receiver Kelvin Martin on a 5-yard touchdown pass with just 32 seconds remaining in the game to give Boston College a thrilling 27-24 victory over the Georgia Bulldogs in the first-ever Hall of Fame Bowl game to be played in Tampa, Florida. The perfectly timed touchdown toss capped a sparkling 76-yard drive that began with just 2:38 left on the clock and Georgia holding a 24-20 edge.

The Eagles started the game in high gear, with Halloran picking apart the Bulldogs' defense for 22 completions in his first 31 attempts — good for 242 yards, a touchdown and a 20-7 lead at intermission.

Georgia roared back in the second half, however, outscoring the Eagles 17-0 until BC's magical final drive.

Tailback Troy Stradford shared the spotlight with Halloran and Martin in the game, rushing for 122 yards and a touchdown on 20 carries and pulling in seven passes for 48 more — including a 12-yard reception that set up the Halloran-to-Martin game-winner.

SCORING SUMMARY

Georgia	7	0	10	7	-	24
Boston College	3	17	0	7	-	27

First Quarter

UGA – James JACKSON 7 run (Jonathan CRUMLEY kick), 5:24 left. Score: Georgia 7, Boston College 0.
BC – FG 23 Brian LOWE, 0:40 left. Score: Georgia 7, Boston College 3.

Second Quarter

BC – Peter CASPARRIELLO 4 pass from Shawn HALLORAN (LOWE kick), 7:04 left. Score: Boston College 10, Georgia 7.

BC – Troy STRADFORD 1 run (LOWE kick), 5:05 left. Score: Boston College 17, Georgia 7.

BC – FG 37 LOWE, 0:04 left. Score: Boston College 20, Georgia 7.

Third Quarter

UGA – FG 28 JACOBS, 8:29 left. Score: Boston College 20, Georgia 10.

UGA – Gary MOSS 81 interception return (JACOBS kick), 4:25 left. Score: Boston College 20, Georgia 17.

Fourth Quarter

UGA – J. JACKSON 5 run (JACOBS kick), 11:51 left. Score: Georgia 24, Boston College 20.

BC – Kelvin MARTIN 5 pass from HALLORAN (LOWE kick) 0:32 left. Score: Boston College 27, Georgia 24.

Rushing Leaders

UGA – Lars Tate 17-63; James Jackson 13-6, 2 TD; David McCluskey 5-18; Keith Henderson 8-37; Nathaniel Lewis 1-6.

BC – Troy Stradford 20-122, TD; Shawn Halloran 9-22; Jim Turner 2-10; Jon Bronner 1-1; Ken Bell 1-0.

Passing Leaders

UGA – James Jackson 13-21-178.

BC – Shawn Halloran 31-5-316, 2 Int., 2 TD.

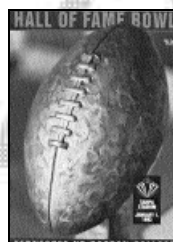
Receiving Leaders

UGA – John Thomas 7-75; Lars Tate 2-52; Keith Henderson 2-25; Nathaniel Lewis 1-12; Fred Lane 1-14.

BC – Peter Caparriello 7-75, TD; Kelvin Martin 9-98; Troy Stradford 7-48; Tom Waddle 3-48; Darren Flutie 3-34; Shawn Dombrowski 1-2; Tyrone Taylor 1-11.

Team Statistics

	UGA	BC
First Downs	18	26
Rushing	8	7
Passing	10	17
Penalty	0	2
Rushing Attempts	44	33
Net Yards Rushing	94	111
Net Yards Passing	178	316
Attempts	21	52
Completions	13	31
Had Intercepted	0	2
Total Offensive Plays	63	85
Total Net Yards	272	427
Fumbles – Lost	4-2	3-0
Penalties – Yards	3-30	6-45
Punts – Ave.	7-44.9	8-33.8
Punt Returns – Yards	1-2	4-63
Kickoff Returns – Yards	6-112	5-51
Third Down Conversions	5-14	5-18
Time of Possession	29:00	31:00



HALL OF FAME BOWL January 1, 1993

Tampa, Fla.
Tennessee 38, Boston College 23

The Eagles' first bowl appearance in six years fell short of being a success as a 17-point scoring blitz by Tennessee in the third quarter broke open a close game and gave the speedy Volunteers a lead that could not be matched. BC had some outstanding performances from TE Pete Mitchell, who set a Hall of Fame Bowl receiving record with nine catches for 100 yards (and a pair of scores), and from QB Glenn Foley, who clicked on 23 of 46 passes for 268 yards and threw a pair of two-point conversions in addition to the two TD passes to Mitchell.

Vols' QB Heath Shuler hurt the Eagles with two passing and two rushing scores, including a 69-yarder to Mose Phillips that gave Tennessee a 31-7 lead late in the third period.

BC rallied in the final quarter with Foley's 17-yard TD pass to Mitchell and Darnell Campbell's 7-yard scoring dash, each of which was followed by a successful two-point conversion play, but the clock ran out on BC's strong closing effort with the Eagles still two scores shy of victory.

SCORING SUMMARY

Boston College	0	7	0	16	-	23
Tennessee	14	0	17	7	-	38

First Quarter

UT – Heath SHULER 1 run (John BECKSVOORT kick), 9:55 left. Drive: 2 plays, 43 yards, 0:37 time of drive. Score: Tennessee 7, Boston College 0.

UT – Cory FLEMING 27 pass from SHULER (BECKSVOORT kick), 5:13 left. Drive: 7 plays, 55 yards, 2:40 time of drive. Score: Tennessee 14, Boston College 0.

Second Quarter

BC – Pete MITCHELL 12 pass from Glenn FOLEY (David GORDON kick), 10:43 left. Drive: 7 plays, 45 yards, 2:52 time of drive. Score: Tennessee 14, Boston College 7.

Third Quarter

UT – SHULER 14 run (BECKSVOORT kick), 10:17 left. Drive: 9 plays, 74 yards, 4:43 time of drive. Score: Tennessee 21, Boston College 7.

UT – FG 25 BECKSVOORT, 4:42 left. Drive: 7 plays, 20 yards, 2:27 time of drive. Score: Tennessee 28, Boston College 7.

UT – Mose PHILLIPS 69 pass from SHULER (BECKSVOORT kick), 2:01 left. Drive: 3 plays, 69 yards, 1:31 time of drive. Score: Tennessee 35, Boston College 7.

Fourth Quarter

UT – FLEMING 48 pass from Jerry COLQUITT (BECKSVOORT kick), 7:55 left. Drive: 5 plays, 66 yards, 2:53 time of drive. Score: Tennessee 38, Boston College 7.

BC – MITCHELL 17 pass from FOLEY (MITCHELL from FOLEY pass). Drive: 8 plays, 75 yards, 1:28 time of drive. Score: Tennessee 38, Boston College 15.

BC – Darnell CAMPBELL 7 run (Ivan BOYD from FOLEY pass). Drive: 12 plays, 93 yards, 2:21 time of drive. Score: Tennessee 38, Boston College 23.

Rushing Leaders

UT – Charlie Garner 10-45; Heath Shuler 6-312, 2 TD; Mose Phillips 4-26; James Stewart 7-19; Aaron Hayden 7-33; Jerry Colquitt 2-2; Mario Brunson 1-1; Cleon Mitchell 2-4.

BC – Chuckie Dukes 15-83; Darnell Campbell 11-42, TD; Glenn Foley 6-11; Jeff Beckley 1-11.

Passing Leaders

UT – Heath Shuler 18-23-245, 2TD; Jerry Colquitt 1-3-48, TD.

BC – Glenn Foley 23-46-268, 1 Int., 2 TD; Jeff Ryan 0-1-0.

Receiving Leaders

UT – Ronald Davis 3-64; Mose Phillips 3-88, TD; Cory Fleming 5-102, 2 TD; James Stewart 1-4; Craig Faulkner 4-35; Nilo Silvan 2-5; David Horn 1-5.

BC – Pete Mitchell 9-100, 2 TD; Chuckie Dukes 5-35; Clarence Cannon 3-63; Keith Miller 2-36; Ivan Boyd 2-32; Gordon Laro 1-3; Greg Grice 1-1.

Team Statistics

	UT	BC
First Downs	20	22
Rushing	8	6
Passing	12	14
Penalty	0	2
Rushing Attempts	39	33
Net Yards Rushing	157	103
Net Yards Passing	293	268
Attempts	26	47
Completions	19	23
Had Intercepted	0	1
Total Offensive Plays	65	80
Total Net Yards	450	371
Fumbles – Lost	1-1	1-0
Penalties – Yards	5-40	5-25
Punts – Ave.	4-41.3	5-37.0
Punt Returns – Yards	2-18	2-2
Kickoff Returns – Yards	2-48	3-52
Third Down Conversions	8-14	3-17
Time of Possession	29:31	30:29

BOSTON COLLEGE IN BOWLS



CARQUEST BOWL

January 1, 1994

Miami, Fla.

Boston College 31, Virginia 13

Glenn Foley put on still another masterful passing show in leading the Eagles to the Carquest Bowl championship before a CBS national television audience on Jan. 1.

The Cavaliers gave BC an early scare, picking off Foley's second pass of the game and converting it into a touchdown and 7-0 advantage just 1:05 into the game.

But Foley would make few mistakes in the ensuing 58 minutes and 55 seconds of play. In this, his final collegiate appearance, Glenn would go on to set eight Blockbuster/Carquest Bowl records, passing for 391 yards and three touchdowns and earning himself the game's Most Valuable Player Award.

Foley showcased the Eagles' lightning-like attack, firing scoring passes of 78 (to Clarence Cannon) and 46 yards (to Keith Miller), along with a 5-yarder for Cannon's second score. Fullback Darnell Campbell wrapped up the day's scoring with a 12-yard touchdown burst on the first play of the fourth quarter.

As usual, TE Pete Mitchell was Foley's favorite target, catching seven passes for 82 yards of real estate.

Overall, the Eagle offense was splendid. When the game ended, BC had gained a whopping 557 yards — nearly seven yards per play.

Defensively, Stephen Boyd once again led BC in tackles with 14. His fellow linebacker Brian Howlett chipped in with nine stops, while free safety Terence Wiggins added eight and tackle Chris Sullivan had seven. The Eagles held the Cavs to just 85 yards on the ground.

SCORING SUMMARY

Virginia	7	6	0	0	-	13
Boston College	3	14	7	7	-	31

First Quarter

UVA - Jerrod WASHINGTON 8 run (Kyle Kirkeide kick), 13:55 left. Score: Virginia 7, Boston College 0.
BC - FG 19 David GORDON, 7:39 left. Score: Virginia 7, Boston College 3.

Second Quarter

BC - Clarence CANNON 78 pass from Glenn FOLEY (GORDON kick), 14:43 left. Score: Boston College 10, Virginia 7.

UVA - Charles WAY 7 run (kick failed), 7:48 left. Score: Virginia 13, Boston College 10.

BC - CANNON 5 pass from FOLEY (GORDON kick), 3:24 left. Score: Boston College 17, Virginia 13.

Third Quarter

BC - Keith MILLER 46 pass from FOLEY (GORDON kick), 6:19 left. Score: Boston College 24, Virginia 13.

Fourth Quarter

BC - Darnell Campbell 12 run (GORDON kick), 14:56 left. Score: Boston College 31, Virginia 13.

Rushing Leaders

UVA - Charles Way 8-17; Jarrod Washington 9-40; Symmion Willis 7-6; Kevin Brooks 4-22.

BC - Darnell Campbell 22-99; David Green 10-73; Dwight Shirley 3-14; Anthony Corner 1-2; Justice Smith 2-1; Jeff Ryan 1-2; Glenn Foley 5-19.

Passing Leaders

UVA - Symmion Willis 19-34-207; Mike Grohh 2-2-6.

BC - Glenn Foley 25-36-391, 2 Int., 3 TD.

Receiving Leaders

UVA - Larry Holmes 8-93; Aaron Mundy 6-60; Tyrone Davis 2-43; Kevin Brooks 2-14; Patrick Jeffers 1-7; Charles Way 1-1; Jerrod Washington 1-5.

BC - Pete Mitchell 7-82; Darnell Campbell 6-52; Greg Grice 4-38; Clarence Cannon 3-109, 2 TD, Keith Miller 2-59, TD; Brent Gibbons 2-38; Tony Ransome 1-13.


Defensive Leaders

UVA - Randy Neal 3-14-17; Keith Lyle 6-5-11; Tom Burns 4-7-11.

BC - Stephen Boyd 10-4-14; Broan Howlett 4-5-9; Terence Wiggins 6-2-8; Chris Sullivan 5-2-7, sack.

Team Statistics

	UVA	BC
First Downs	16	27
Rushing	6	10
Passing	10	16
Penalty	0	1
Rushing Attempts	28	44
Net Yards Rushing	85	166
Net Yards Passing	213	391
Attempts	36	36
Completions	21	25
Had Intercepted	0	2
Total Offensive Plays	64	80
Total Net Yards	298	557
Fumbles - Lost	1-0	2-1
Penalties - Yards	3-35	4-33
Punts - Ave.	6-40.8	2-39.5
Punt Returns - Yards	0-0	0-0
Kickoff Returns - Yards	3-68	1-30
Third Down Conversions	5-14	8-15
Time of Possession	27:06	32:54



JEEP EAGLE ALOHA BOWL

December 25, 1994

Honolulu, Hawaii

Boston College 12, Kansas State 7

In a spectacular defensive effort, the Eagles stopped eighth-ranked Kansas State cold — completely erasing the Wildcats' ground attack (-61 yards on the day), and sacking QB Chad May eight times. The Kansas State offense could not manage a touchdown in the game; the Wildcats' only points came on a blocked punt which was recovered in the end zone.

Eagle defensive end Mike Mamula, playing in what would be his final collegiate game, was named the Aloha Bowl MVP after notching four quarterback sacks, including one for a safety that proved to be the winning points of the contest for Boston College.

Offensively, the Eagles mounted a textbook drive on their first possession of the game — covering 78 yards on five rushing attempts by David Green and Justice Smith. Green rolled off 51 of those yards on BC's first play from scrimmage, and Smith capped the quick strike with a touchdown run from two yards out. For Green, who would accumulate 121 yards on a workhorse 28 carries in this game, it was his seventh 100-plus yard performance of his fine senior season.

Kansas State scored on the blocked punt on the last play of the first quarter, and both defenses duelled in front of an ABC-TV national audience before the Eagles were able to muster another long drive in the fourth period which culminated in David Gordon's 35-yard field goal with 1:18 left on the clock. The key play of that successful late drive was a 46-yard pass from Mark Hartsell to WR Kenyatta Watson.

SCORING SUMMARY

Boston College	7	2	0	3	-	12
Kansas State	7	0	0	0	-	7

First Quarter

BC - Justice SMITH 2 run (David GORDON kick), 10:35 left. Score: Boston College 7, Kansas State 0.

KSU - Chris SUBLETTE recovered blocked punt in end zone (Martin GRAMATICA kick), 0:08 left. Score: Boston College 7, Kansas State 7.

Second Quarter

BC - Safety Chad May tackled in end zone by Mike MAMULA, 2:37 left. Score: Boston College 9, Kansas State 7.

Fourth Quarter

BC - FG 35 GORDON, 1:18 left. Score: Boston College 12, Kansas State 7.

Rushing Leaders

BC - David Green 28-127; Justice Smith 16-22, TD; Mark Hartsell 1-3; Stephen Boyd 1-1.

KSU - J.J. Smith 9-18; Leon Edwards 4-7; Eric Hickson 1-6; Chad May 9-80.

Passing Leaders

BC - Mark Hartsell 12-29-168, Int.

KSU - Chad May 13-31-185, 2 Int.

Receiving Leaders

BC - Greg Grice 3-24; Kenyatta Watson 2-80; Pete Mitchell 2-32; Steve Everson 2-14; Brian Saxton 1-16; Scott Dragos 1-3; David Green 1-1.

KSU - Kevin Lockett 5-99; Mitch Running 3-39; Brian Lojka 1-19; Ron Brown 1-15; Mike Lawrence 1-7; Tyson Schwieger 1-4; Rod Schiller 1-2.

Defensive Leaders


BC - Terance Wiggins 7-0-7; Mike Mamula 5-0-5, 4 sacks; Brian Maye 4-0-4; Stephen Boyd 3-1-4; Matt Huff 3-0-3, sack; Eric Shorter 3-0-3; Daryl Porter 3-0-3; Joe O'Brien 2-1-3.

KSU - Mari Smith 10-0-10; Chuck Marlow 8-2-10; Chris Cauty 6-2-8; Tim Colston 7-0-7.

Team Statistics

	KSU	BC
First Downs	7	13
Rushing	1	5
Passing	6	8
Penalty	0	0
Rushing Attempts	23	46
Net Yards Rushing	-61	149
Net Yards Passing	185	168
Attempts	31	29
Completions	13	12
Had Intercepted	2	1
Total Offensive Plays	54	75
Total Net Yards	124	317
Fumbles - Lost	0-0	0-0
Penalties - Yards	9-56	7-84
Punts - Ave.	11-45.5	8-40.6
Punt Returns - Yards	4-28	6-49
Kickoff Returns - Yards	3-75	3-77
Third Down Conversions	1-14	6-20
Time of Possession	24:18	35:42

BOSTON COLLEGE IN BOWLS



INSIGHT.COM BOWL

December 31, 1999

Tucson, Ariz.

Colorado 62, Boston College 28

The Eagles traveled to Tucson, Ariz., to face off with the Buffaloes of Colorado for the first time in the nationally televised Insight.com Bowl on the last day of the 20th century. Colorado, coming off a 6-5 season, was an eight-point favorite over the 8-3 Eagles. On paper, what seemed to be a great matchup turned ugly from the beginning.

Colorado began the game with a 13-play, 65-yard drive that lasted 3:55 and resulted in the first touchdown of the game. Taken by storm, the Eagles returned the favor with a drive of their own, but John Matich missed a field goal and Colorado took over again. The Buffaloes charged down the field again with a drive that included a 30-yard rush by running back Cortlen Johnson and resulted in another touchdown. The Buffaloes would score again before the first quarter was over, this time on a 29-yard return of a Tim Hasselbeck pass interception by Jashon Sykes.

The shaken Eagles found themselves down to the Buffaloes by a score of 21-0 going into the second quarter. The first quarter was dominated by the Buffaloes, who posted 138 total yards on offense.

To open the second quarter, the Buffaloes missed a 43-yard field goal attempt and BC mounted a drive. A Brian St. Pierre pass, however, was picked off at the BC 21 and returned for a touchdown by Rashidi Barnes. BC was unable to convert a first down on its next possession and CU's Ben Kelly returned the punt 88 yards for another Colorado touchdown.

The Eagles showed they would not give up when George White intercepted a pass from CU quarterback Mike Moschetti at the BC 22-yard-line and returned it 78 yards for the Eagles' first touchdown of the game. With 7:22 left in the first half, the Eagles were finally on the board but trailed by a score of 35-7. The half came to a close, however, with Colorado ahead 45-7.

The third quarter offered much the same, with Hasselbeck and St. Pierre combining to complete only nine of 28 passes. There was some excitement on the BC offensive end when Bryan Arndt recovered a fumble at the Colorado 1-yard-line and brought it across the line for a touchdown, bringing the score to 48-14, but CU would score again on an 18-yard rush by Roman Hollowell to take a 55-14 lead going into the fourth quarter.

CU wasted little time, scoring again only 47 seconds into the fourth quarter. BC showed signs of life with two consecutive touchdowns on a pass to Jamal Burke and a blocked punt return by Doug Bessette. By the end of the day, however, Colorado took a convincing 62-28 win back to Boulder.

SCORING SUMMARY

Boston College	0	7	7	14	28
Colorado	21	24	10	7	62

First Quarter

CU - Cortlen JOHNSON 10 run (Jeremy ALDRICH kick), 11:05 left. Drive: 13 plays, 65 yards, 3:55 time of drive. Key play: On 3rd and 2 at the BC10, Johnson 10 rush for TD. Score: Colorado 7, Boston College 0.
 CU - Mike MOSCHETTI 2 run (ALDRICH kick), 1:47 left. Drive: 12 plays, 74 yards, 4:58 time of drive. Key play: On 2nd and 4 at the BC 43, Johnson 30 rush. Score: Colorado 14, Boston College 0.
 CU - Jashon SYKES 29 interception return (ALDRICH kick), 1:17 left. Score: Colorado 21, Boston College 0.

Second Quarter

CU - Rashidi BARNES 21 interception return (ALDRICH kick), 10:47 left. Score: Colorado 28, Boston College 0.
 CU - Ben KELLY 88 punt return (ALDRICH kick) 8:50 left. Score: Colorado 35, Boston College 0.
 BC - George WHITE, 78 interception return (John MATICH kick) 7:22 left. Score: Colorado 35, Boston College 7.
 CU - JOHNSON, 2 run (ALDRICH kick) 5:59 left. Drive: 4 plays, 75 yards, 1:23 time of drive. Key play: ON 2nd and 4 at the BC 34, Johnson 32 rush to the BC 2. Score: Colorado 42, Boston College 7.
 CU - 26 FG ALDRICH, 0:29 left. Drive: 5 plays, 20 yards, 1:13 time of drive. Key Play: Tim Hasselbeck pass interception on BC 26. Score: Colorado 45, Boston College 7.

Third Quarter

CU - 21 FG ALDRICH, 6:40 left. Drive: 13 plays, 80 yards, 5:02 time of drive. Key play: On 3rd and 6 at the CU 31, Johnson 15 rush to CU 46. Score: Colorado 48, Boston College 7.
 BC - Bryant ARNDT fumble recovery in end zone (MATICH kick), 3:36 left. Drive: 8 plays, 57 yards, 3:04 time of drive. Key play: On 3rd and 7 at the CU 35, Dedrick Dewalt 34 pass from Hasselbeck to the CU1. Score: Colorado 48, Boston College 14.
 CU - Roman HOLLOWELL 18 run (ALDRICH kick), 2:53 left. Drive: 2 plays, 50 yards, :43 time of drive. Key plays: Two 15-yard penalties to move Colorado from the CU40 to the BC30. Score: Colorado 55, Boston College 14.

Fourth Quarter

CU - Zac Colvin 4 run (ALDRICH kick), 14:53 left. Drive: 6 plays, 72 yards, 2:26 time of drive. Score: Colorado 62, Boston College 14.
 BC - Jamal BURKE 2 pass from Tim HASSELBECK (MATICH kick), 7:37 left. Drive: 18 plays, 72 yards, 7:16 time of drive. Key play: Scoring play on 4th down. Score: Colorado 62, Boston College 21.
 BC - Doug BESSETT 9 blocked punt return (MATICH kick), 1:42 left. Score: Colorado 62, Boston College 28.

Individual Rushing

BC - William GREEN 11-32; Cedric WASHINGTON 16-30; Tim Hasselbeck 6-25; Dave Robbins 1-5; Brian St. Pierre 1-4.
 CU - Corlin JOHNSON 15-201, 2 TD; Roman Hollowell 3-32, 1 TD; Marcus Stiggers 4-24; Mike Moschetti 3-23, 1 TD; Dwayne Cherrington 3-23; Vince Reed 6-15; David Andrews 3-15; A.J. Page 2-8; Zac Colvin 2-7, 1 TD; Damien Barton 1-7; Judd Johns 2-5; Brandon Drumm 2-5.

Individual Passing

BC - Tim Hasselbeck 13-32-146, 1 TD, 2 Int.; Dave Robbins 1-1-13; Brian St. Pierre 0-2-0, 1 Int.
 CU - Mike Moschetti 14-24-149, 1 Int.; Zac Colvin 1-2-9.

Individual Receiving

BC - Dedrick Dewalt 4-70; Ryan Burch 4-47; Bryan Arndt 1-19; Josh Cervi 1-13; DuJuan Daniels 1-5; Cedric WASHINGTON 2-3; Jamal Burke 1-2, 1 TD.
 CU - Daniel Graham 3-51; Marcus Stiggers 3-41; Javon Green 3-21; Roman Hollowell 2-20; Dwayne Cherrington 1-9; Vince Reed 1-9; John Minardi 1-5; Cedric Cormier 1-2.

Defensive Leaders

BC - Doug Bessette 8-1-9; Frank Chamberlin 7-1-8; Jonathan Ordway 7-0-7; Pedro Cirino 6-1-7; George White 5-1-6; Jerome Ledbetter 4-0-4.
 CU - Robbie Robinson 9-0-9; Rashidi Barnes 4-3-7; Michael Lewis 2-5-7; Donald Strickland 4-0-4.

Team Statistics	BC	CU
First Downs	12	29
Rushing	4	19
Passing	8	8
Penalty	0	2
Third-Down Efficiency	5-18	8-15
Total Net Yards	255	523
Total Offensive Plays	70	77
Net Yards Rushing	96	365
Rushing Attempts	35	51
Net Yards Passing	159	158
Passes Attempted	35	26
Passes Completed	14	15
Had Intercepted	3	1
Number of Punts - Yards	6-246	3-83
Average Per Punt	41.0	27.7
Punt Returns	2-35	5-127
Kickoff Returns	10-212	2-17
Interceptions - Yards	1-78	3-57
Penalties - Yards	6-62	5-40
Fumbles Lost	2-1	1-0
FG Made- Attempted	0-1	2-3
Time of Possession	28:22	33:12

BOSTON COLLEGE IN BOWLS



2000 ALOHA BOWL

December 25, 2000

Honolulu, Hawaii

Boston College 31, Arizona State 17

Boston College put on a second-half offensive explosion to defeat Arizona State by a 31-17 score in the 2000 Jeep Aloha Bowl. The Eagles were making their second-consecutive post-season bowl appearance.

Amid the un-Boston like conditions of 83 degree temperatures and bright sun, the BC senior class led the Eagles in all aspects of the game: offensively, defensively and on special teams.

Though Arizona State jumped on the board first with a 14-yard run from Tom Pace for a touchdown, BC was quick to respond with 10 straight points for a 10-7 lead after one quarter.

Senior running back Cedric Washington marched into the end zone just 1:07 after the ASU score on a 10-yard run. One play earlier, facing 2nd and 10 at his own 38, senior quarterback Tim Hasselbeck scampered out of the backfield and went 52 yards to the ASU 10-yard line.

After a fumble recovery off a sack of Sun Devil quarterback Jeff Krohn, BC set up to kick a field goal – a 50-yard field goal – after a quick three-and-out. Senior Mike Sutphin connected on the try and put BC up.

Tied at the half at 10-10 after ASU kicked a 28-yard field goal in the second quarter, BC came out and tallied three successive touchdowns to take a 31-10 lead.

Boston College and Arizona State traded futile drives to open the second half, but BC struck in its second offensive opportunity. On the first play from scrimmage, Hasselbeck found wideout Dedrick Dewalt for a 58-yard pass completion and a 17-10 lead. Another member of the receiving corps got into the action when junior Ryan Read hooked up with Hasselbeck on the Eagles' next drive for a 40-yard score and the 14-point advantage.

Up 24-10 to start the fourth quarter, senior linebacker Ryan Burch intercepted a pass attempt by Griffin Goodman, who was in the game for injured starter Krohn. Washington took over, and after four rushes that gained 28 yards, he ran the final 10 yards into the end zone for the Eagles' final score of the day and a 31-10 lead.

ASU added a late score on its last possession of the game. Their third quarterback of the day, Matt Cooper, connected with Ryan Dennard on a 31-yard pass.

Boston College accumulated 180 yards on the ground, including a final 100-yard rushing game (109 yards) for Washington. Hasselbeck finished the day in the third quarter with 209 yards passing and two touchdowns. Defensively, senior safety RaMon Johnson made 12 tackles, including a sack. Burch also added eight tackles as redshirt freshman Josh Ott had 10 tackles.

SCORING SUMMARY

Team	10	0	14	7	-	31
Boston College	10	0	14	7	-	31
Arizona State	7	3	0	7	-	17

First Quarter

ASU – Tom PACE 14 run (Mike BARTH kick), 11:50 left. Drive: 6 plays, 46 yards, 1:29 time of drive. Key play: On 2nd and 3 at the BC 25, Pace rush for loss of 3, but BC commits personal foul penalty for 14 yards and first down to the BC 14. Score: Arizona State 7, Boston College 0.

BC – Cedric WASHINGTON 10 run (Mike SUTPHIN kick), 10:43 left. Drive: 5 plays, 83 yards, 1:07 time of drive. Key play: On 2nd and 10 at the BC 38, Tim Hasselbeck 52 rush to the ASU 10. Score: Boston College 7, Arizona State 7.

BC – FG 50 SUTPHIN, 8:20 left. Drive: 4 plays, -13 yards, 1:26 time of drive. Score: Boston College 10, Arizona State 7.

Second Quarter

ASU – FG 28 BARTH, 11:17 left. Drive: 8 lays, 41 yards, 4:15 time of drive. Key play: On 3rd and 7 at the BC 49, Jeff Krohn pass complete to R. Williams to the BC 37. Score: Boston College 10, Arizona State 10.

Third Quarter

BC – Dedrick DEWALT, 58 pass from HASSELBECK (SUTPHIN kick) 8:48 left. Drive: 1 play, 58 yards, :10 time of drive. Key play: scoring play. Score: Boston College 17, Arizona State 10.

BC – Ryan READ 40 pass from HASSELBECK (SUTPHIN kick), 5:52 left. Drive: 3 plays, 54 yards, 1:12 time of drive. Key play: scoring play. Score: Boston College 24, Arizona State 10.

Fourth Quarter

BC – WASHINGTON 11 run (SUTPHIN kick), 11:10 left. Drive: 5 plays, 38 yards, 1:48 time of drive. Key play: scoring play. Score: Boston College 31, Arizona State 10.

ASU – Ryan DENNARD 31 pass from Matt COOPER (BARTH kick), 0:51 left. Drive: 5 plays, 73 yards, :32 time of drive. Key play: On 1st and 10 at the ASU 27, Cooper 42 pass complete to Shaun McDonald to the BC 31. Score: Boston College 31, Arizona State 17.

Rushing Leaders

BC – Cedric Washington 22-109, 2 TD; Tim Hasselbeck 2-68; Dedrick Dewalt 1-15; Derrick Knight 6-2; Brian St. Pierre 1-11.

ASU – Tom Pace 25-139, TD; Davaren Hightower 7-34; Mike Williams 4-9; Shaun McDonald 1-9; Jeff Krohn 3-10; Justin Taplin 1-10; Griffin Goodman 6-31.

Passing Leaders

BC – Tim Hasselbeck 9-21-209, Int., 2 TD; Brian St. Pierre 0-1-0.

ASU – Griffin Goodman 9-19-73, Int.; Jeff Krohn 6-10-74, Int.; Matt Cooper 2-5-73, TD.

Receiving Leaders

BC – Dedrick Dewalt 2-88, TD; Ryan Read 2-42, TD; Robert Ellis 2-24; Ryan Utzler 1-34; Cedric Washington 1-15; Jamal Burke 1-6.

ASU – Richard Williams 6-78; Shaun McDonald 4-61; Todd Heap 3-27; Ryan Dennard 1-31, TD; Tom Pace 1-9; Mike Pinkard 1-9; Davaren Hightower 1-5.

Defensive Leaders

BC – RaMon Johnson 10-2-12, sack; Josh Ott 8-2-10; Tom Martin 9-0-9, 3 sacks; Ryan Burch 5-3-8, Int.; Willie Poole 5-3-8, Int.; Deric Rossy 4-3-7, sack.

ASU – Alfred Williams 5-5-10, Int.; Adam Archuleta 7-1-8, sack; Solomon Bates 5-1-6.

Team Statistics	BC	ASU
First Downs	14	20
Rushing	9	10
Passing	4	9
Penalty	1	1
Rushing Attempts	34	47
Net Yards Rushing	180	140
Net Yards Passing	209	220
Attempts	22	34
Completions	9	17
Had Intercepted	1	2
Total Offensive Plays	56	81
Total Net Yards	389	360
Fumbles – Lost	2-1	4-3
Penalties – Yards	6-62	3-30
Punts – Ave.	6-43.7	6-43.8
Punt Returns – Yards	4-17	5-19
Kickoff Returns – Yards	4-29	3-60
Third Down Conversions	1-11	8-19
Time of Possession	24:27	35:33