



Jimmy Adams

Jimmy Adams, C

All-Southeastern Conference Eastern Division, 1963

Year	G-GS	AB	R	H	Avg.	2B	3B	HR	RBI	SB
1963	23	76	12	22	.289	2	2	1	8	2
1964	24	94	16	24	.255	1	3	5	10	7
1965	30	105	22	27	.257	5	4	0	12	9
Total	77	274	49	73	.266	8	9	6	30	18

Lane Akers, SS

All-Southeastern Conference, 1956

Georgia Tech Hall of Fame, 1969

Year	G-GS	AB	R	H	Avg.	2B	3B	HR	RBI	SB
1954	22	89	17	27	.303	1	1	0	11	2
1955	24	99	33	35	.354	6	1	1	15	5
1956	23	81	18	26	.321	0	4	3	18	1
1957	28	110	29	38	.345	4	3	6	26	3
Total	77	379	87	126	.332	11	9	10	70	11



Lane Akers

Brian Alyea, OF

2nd team all-Atlantic Coast Conference, 1992

Year	G-GS	AB	R	H	Avg.	2B	3B	HR	RBI	SB
1990	16-10	37	6	13	.351	1	0	2	7	0
1991	62-54	183	41	57	.311	15	0	7	36	1
1992	58-57	196	36	57	.291	13	0	5	47	3
Total	136-121	416	83	127	.305	29	0	14	90	4



Brian Alyea

Jon Anderson, C

2nd team all-Atlantic Coast Conference, 1990

Year	G-GS	AB	R	H	Avg.	2B	3B	HR	RBI	SB
1989	56-55	191	29	63	.330	8	0	6	38	0
1990	46-45	146	29	42	.288	13	1	3	27	1
Total	102-100	337	58	105	.312	21	1	9	65	1



Jon Anderson

Tom Angley, OF

Georgia Tech Hall of Fame, 1970

Year	G-GS	AB	R	H	Avg.	2B	3B	HR	RBI	SB
1925	21	83	—	35	.422	7	3	7	—	—
1926	26	100	—	50	.500	10	3	9	—	—
1927	28	108	—	42	.388	8	2	2	—	—
Total	75	291	—	127	.436	25	8	18	—	—



Tom Angley

Kyle Bakker, P

2nd-team all-America, 2002

2nd-team all-Atlantic Coast Conference, 2002, 2003

Year	G-GS	W-L	SV	ERA	IP	H	R	ER	BB	SO
2001	16-5	4-1	0	2.78	45.1	49	21	14	9	49
2002	19-19	13-2	0	3.14	134.2	132	58	47	24	115
2003	18-17	8-3	0	4.35	93	97	54	45	36	80
Total	53-41	25-6	0	3.49	273	278	175	106	69	244



Kyle Bakker

Tucker Barr, C-P

1st-team all-Atlantic Coast Conference, 1995

2nd-team all-Atlantic Coast Conference, 1996

Year	G-GS	AB	R	H	Avg.	2B	3B	HR	RBI	SB
1994	45-25	80	23	22	.275	5	0	0	16	0
1995	60-59	224	54	65	.290	15	1	14	70	1
1996	64-61	219	54	65	.297	13	1	12	42	5
Total	169-145	523	131	152	.291	33	2	26	128	6



Tucker Barr

Year	G-GS	W-L	SV	ERA	IP	H	R	ER	BB	SO
1994	24-1	1-1	2	3.32	38	30	18	14	10	44
1995	17-0	0-1	12	3.38	18.2	17	7	7	1	27
1996	7-0	1-1	3	5.79	4.2	4	5	3	3	3
Total	48-1	2-3	17	3.52	61.1	51	30	24	14	74

Jason Basil, C-OF

1st-team all-Atlantic Coast Conference, 2000

2nd-team all-Atlantic Coast Conference, 2001

ACC Tournament MVP, 2000

Year	G-GS	AB	R	H	Avg.	2B	3B	HR	RBI	SB
1998	48-37	134	28	42	.313	11	1	3	27	3
1999	55-54	209	43	73	.349	18	0	8	56	5
2000	66-66	251	59	96	.382	25	2	15	83	8
2001	61-61	234	64	78	.333	12	0	14	64	8
Total	230-218	828	194	289	.349	66	3	40	230	24




Jason Basil

Jerry Bass, P

All-Metro Conference, 1977

Georgia Tech Hall of Fame, 1983

Year	G-GS	W-L	SV	ERA	IP	H	R	ER	BB	SO
1974	11-7	7-1	0	3.93	55.1	50	34	24	35	42
1975	11-10	3-6	0	3.65	69.1	58	37	28	28	66
1976	14-10	2-4	—	5.49	65.2	79	51	40	29	65
1977	16-14	10-5	—	2.78	119.2	102	53	37	50	121
Total	52-41	22-16	0	4.00	290.0	289	175	129	142	294



Jerry Bass

Bud Blemker, 1B-P

2nd-team all-America, 1957

All-Southeastern Conference, 1957, 1959

Georgia Tech Hall of Fame, 1970

Year	G-GS	AB	R	H	Avg.	2B	3B	HR	RBI	SB
1957	14	31	2	9	.290	1	1	1	5	0
1958	23	46	7	11	.239	4	0	1	10	0
1959	18	45	10	15	.333	0	2	2	8	0
Total	55	122	19	35	.287	5	3	4	23	0



Bud Blemker

Year	G-GS	W-L	SV	ERA	IP	H	R	ER	BB	SO
1957	13	8-0	-	1.36	72.2	47	13	11	28	72
1958	10	1-6	-	3.41	66.0	50	35	25	31	66
1959	12	9-3	-	2.28	95.0	59	29	21	28	54
Total	35	18-9	-	2.20	233.2	156	77	57	87	192



Brandon Boggs

Brandon Boggs, OF

1st-team all-Atlantic Coast Conference, 2004

Year	G-GS	AB	R	H	Avg.	2B	3B	HR	RBI	SB
2002	63-54	190	36	58	.305	17	0	0	35	7
2003	55-46	195	37	48	.246	8	2	9	38	11
2004	65-65	255	68	82	.322	14	1	9	58	11
Total	183-165	640	141	188	.294	39	3	18	131	29



Matthew Boggs

Matthew Boggs, 2B-3B-OF

2nd-team Academic all-America, 2002

Year	G-GS	AB	R	H	Avg.	2B	3B	HR	RBI	SB
1998	51-38	126	34	39	.310	5	1	0	16	8
1999	57-56	206	56	65	.316	5	0	0	16	14
2001	56-56	206	56	71	.345	10	1	0	35	7
2002	63-63	234	52	85	.363	12	2	1	43	12
Total	227-213	772	198	260	.337	32	4	1	110	41



Frank Bolick

Frank Bolick, 3B

Freshman all-America, 1986

Year	G-GS	AB	R	H	Avg.	2B	3B	HR	RBI	SB
1986	67-67	238	72	82	.345	8	4	16	62	6
1987	15-15	46	26	17	.370	5	1	4	23	5
Total	83-83	284	98	99	.349	13	5	20	85	11

Cam Bonifay, 3B

Honorable mention all-America, 1971

Georgia Tech Hall of Fame, 1982

Year	G-GS	AB	R	H	Avg.	2B	3B	HR	RBI	SB
1971	37	136	22	55	.404	7	2	0	35	—
1972	29	108	25	40	.370	7	4	0	18	—
1973	28	86	17	28	.326	5	4	1	19	4
1974	37	132	42	48	.364	11	3	4	36	4
Total	131	462	106	171	.370	30	13	5	108	8



Cam Bonifay

Darren Bragg, OF

3rd-team all-America, 1990

Georgia Tech Hall of Fame, 2002

Year	G-GS	AB	R	H	Avg.	2B	3B	HR	RBI	SB
1988	43-13	59	11	12	.203	1	0	4	10	3
1989	63-63	213	74	69	.324	13	1	9	42	14
1990	71-70	239	61	95	.397	17	2	10	73	14
1991	65-65	227	86	74	.326	21	2	13	69	20
Total	242-211	738	232	250	.339	52	5	36	194	51



Darren Bragg

Kevin Brown, P

1st-team all-America, 1986

2nd-team all-Atlantic Coast Conference, 1986

Georgia Tech Hall of Fame, 1991

Year	G-GS	W-L	SV	ERA	IP	H	R	ER	BB	SO
1984	11-10	7-2	0	5.56	56.2	67	41	35	32	32
1985	19-18	10-6	0	3.94	137	146	76	60	45	95
1986	21-20	11-5	0	3.57	136	113	76	54	68	122
Total	51-48	28-13	0	4.07	329.2	326	193	149	145	249



Kevin Brown

Andy Bruce, 3B

3rd-team all-America, 1990

1st-team all-America, 1991

1st-team all-Atlantic Coast Conference, 1989, 1990, 1991

ACC Player of the Year, 1991

Year	G-GS	AB	R	H	Avg.	2B	3B	HR	RBI	SB
1988	29-11	57	8	9	.158	1	0	2	5	2
1989	64-64	257	60	86	.335	14	1	11	53	2
1990	71-71	267	58	97	.363	20	5	17	78	3
1991	64-64	249	67	86	.345	19	3	22	96	3
Total	228-210	830	193	278	.335	54	9	52	232	10



Andy Bruce

Brian Burks, P

ACC Tournament MVP, 2003

Year	G-GS	W-L	SV	ERA	IP	H	R	ER	BB	SO
2001	26-0	4-1	2	4.08	35.1	42	28	16	14	22
2002	25-14	10-7	3	3.87	102.1	114	57	44	25	81
2003	23-2	5-1	8	3.92	57.1	49	31	25	13	50
2004	19-14	8-6	0	4.67	94.1	105	59	49	23	76
Total	93-30	27-15	13	4.17	289.1	310	175	134	75	229



Brian Burks

Scott Byers, 1B

2nd-team all-Atlantic Coast Conference, 1996

Year	G-GS	AB	R	H	Avg.	2B	3B	HR	RBI	SB
1993	32-19	69	8	18	.261	8	0	1	11	0
1994	65-58	244	45	80	.328	17	2	8	49	1
1995	56-56	221	57	84	.380	25	0	7	59	2
1996	64-64	262	60	85	.324	20	1	15	62	1
Total	217-197	796	170	267	.335	70	3	31	181	4



Scott Byers

Randy Carroll, 2B

3rd-team all-America, 1965

Georgia Tech Hall of Fame, 1976

Year	G-GS	AB	R	H	Avg.	2B	3B	HR	RBI	SB
1965	30	117	24	44	.376	7	8	4	15	4
1966	29	109	21	36	.330	8	2	0	21	0
Total	59	226	45	79	.350	15	10	4	36	4



Randy Carroll

Eddie Chambless, P

All-Southeastern Conference, 1960

Year	G-GS	W-L	SV	ERA	IP	H	R	ER	BB	SO
1958	6	2-3	—	4.50	31.2	33	21	16	23	21
1959	12	5-2	—	3.05	62	59	29	21	28	54
1960	11	5-1	—	2.84	69.2	43	30	23	33	73
Total	28	12-6	—	3.77	143.1	135	89	60	84	148



Eddie Chambless

Richard Conliff, C

All-Southeastern Conference Eastern Division, 1962

Year	G-GS	AB	R	H	Avg.	2B	3B	HR	RBI	SB
1961	24	93	16	24	.258	2	0	1	10	1
1962	24	91	9	28	.308	2	0	1	15	1
1963	24	98	14	26	.265	3	2	3	16	0
Total	72	282	39	78	.277	7	2	5	41	2



Richard Conliff

Doug Creek, P

Georgia Tech Hall of Fame, 2000

Year	G-GS	W-L	SV	ERA	IP	H	R	ER	BB	SO
1988	16-16	9-4	0	4.60	94	87	57	48	63	88
1989	17-16	10-6	0	4.53	115.1	108	76	58	65	116
1990	20-19	11-4	0	3.71	126	116	73	52	52	126
1991	21-19	11-5	0	4.54	136.2	142	84	69	69	128
Total	74-70	41-19	0	4.33	472	453	290	227	163	458



Doug Creek

Butch Crook, P

2nd-team all-America, 1966

Year	G-GS	W-L	SV	ERA	IP	H	R	ER	BB	SO
1966	8	1-6	-	3.46	52.0	27	23	20	48	61
Total	8	1-6	-	3.46	52.0	27	23	20	48	61



Butch Crook

Chuck Crowder, P

1st-team all-America, 1998

3rd-team all-America, 1999

1st-team all-Atlantic Coast Conference, 1999

Year	G-GS	W-L	SV	ERA	IP	H	R	ER	BB	SO
1996	22-14	10-5	0	4.30	92	87	51	44	39	98
1997	8-2	1-0	1	2.08	13	14	5	3	10	16
1998	20-19	12-4	0	3.03	124.2	105	56	42	56	133
1999	23-17	10-5	3	3.62	117	106	57	47	58	130
Total	73-52	33-14	4	3.53	346.2	312	169	136	163	377



Chuck Crowder



Jeff Distasio

Craig Day, P

Georgia Tech Hall of Fame, 1962

Year	G-GS	W-L	SV	ERA	IP	H	R	ER	BB	SO
1903	1	0-1	—	—	—	—	—	—	—	—
1904	8	5-3	—	—	62+	—	—	—	—	67
1905	13	11-2	—	—	113	—	—	—	—	70
1906	11	8-2	—	—	93	—	—	—	—	66
Total	33	24-8	—	—	268+	—	—	—	—	203

Jeff Distasio, 1B-P

2nd-team all-Atlantic Coast Conference, 1986

ACC Tournament MVP, 1986

Year	G-GS	AB	R	H	Avg.	2B	3B	HR	RBI	SB
1983	31	69	19	22	.319	5	0	4	21	0
1984	3-3	10	1	3	.300	1	0	0	2	1
1985	49-38	142	33	42	.296	8	1	13	38	1
1986	61-60	243	51	80	.329	14	0	19	82	1
Total	144-101+	464	104	147	.317	28	1	36	143	3



Marty Durkin

Year	G-GS	W-L	SV	ERA	IP	H	R	ER	BB	SO
1983	16-13	6-4	1	4.32	77.0	89	55	37	46	47
1984	5-5	4-0	0	4.18	28.0	23	15	13	24	29
1986	6-6	2-1	0	6.85	22.1	26	21	17	21	17
Total	27-24	12-5	1	4.74	127.1	138	91	67	91	93



David Elder

Marty Durkin, 3B-OF

2nd-team all-Atlantic Coast Conference, 1989

Year	G-GS	AB	R	H	Avg.	2B	3B	HR	RBI	SB
1988	67-60	217	38	68	.313	14	4	11	48	20
1989	63-62	224	37	64	.286	14	1	4	34	0
Total	130-122	441	75	132	.299	28	5	15	82	20

David Elder, P

Honorable mention all-America, 1996

2nd-team all-Atlantic Coast Conference, 1997

Year	G-GS	W-L	SV	ERA	IP	H	R	ER	BB	SO
1995	23-12	10-5	0	6.98	89	102	73	69	62	64
1996	21-18	9-5	0	5.25	106.1	111	72	62	56	123
1997	22-12	9-4	1	3.44	96.2	96	63	37	42	96
Total	66-42	28-14	1	5.18	292	309	208	168	160	283



Larry Elliott

Larry Elliott, SS

NCAA all-District, 1971

Georgia Tech Hall of Fame, 1981

Year	G-GS	AB	R	H	Avg.	2B	3B	HR	RBI	SB
1970	24	96	16	26	.271	3	2	0	4	—
1971	37	143	35	59	.413	12	1	0	19	—
1972	31	116	36	42	.362	10	4	0	11	—
Total	92	355	87	127	.358	25	7	0	34	—



Scott Erwin

Scott Erwin, P

3rd-team all-America, 1988

All-Atlantic Region, 1988

Year	G-GS	W-L	SV	ERA	IP	H	R	ER	BB	SO
1986	16-5	3-0	0	5.28	46	44	31	27	47	49
1987	10-5	3-1	0	6.21	29	30	20	20	20	30
1988	17-16	13-0	0	2.61	114	84	46	33	55	106
1989	12-11	6-2	0	3.39	61	49	29	23	59	51
Total	55-37	25-3	0	3.71	250	207	126	103	181	236

Mark Fischer, OF

3rd-team all-America, 1996

1st-team all-America, 1997

All-Atlantic Region, 1997

1st-team all-Atlantic Coast Conference, 1996

2nd-team all-Atlantic Coast Conference, 1997

Year	G-GS	AB	R	H	Avg.	2B	3B	HR	RBI	SB
1995	57-57	224	50	76	.339	12	7	4	56	5
1996	63-63	260	60	104	.400	23	5	14	66	8
1997	61-61	257	75	91	.354	10	7	24	98	17
Total	181-181	741	185	271	.366	45	19	42	220	30



Mark Fischer

Carlton Fleming, 2B

2nd-team all-Atlantic Coast Conference, 1992

All-Atlantic Region, 1992

Year	G-GS	AB	R	H	Avg.	2B	3B	HR	RBI	SB
1990	65-63	245	67	83	.339	5	0	0	29	18
1991	66-66	268	62	92	.343	7	5	0	43	26
1992	64-64	249	67	89	.357	9	2	3	32	24
Total	195-193	762	196	264	.346	21	7	3	104	68



Carlton Fleming

Keith Fleming, P

Georgia Tech Hall of Fame, 1991

Year	G-GS	W-L	SV	ERA	IP	H	R	ER	BB	SO
1983	26-1	5-1	3	3.91	50.2	59	33	22	46	50
1984	28-1	2-2	7	4.23	44.2	45	32	21	29	44
1985	21-13	10-4	3	4.67	104	126	60	54	36	81
1986	36-0	5-4	8	2.30	70.1	53	21	18	27	91
Total	111-15	22-11	21	3.84	269.2	283	136	115	138	266



Keith Fleming

Mike Fowler, OF-1B

2nd-team all-Atlantic Coast Conference, 1987

ACC all-tournament, 1987

Year	G-GS	AB	R	H	Avg.	2B	3B	HR	RBI	SB
1986	60-53	215	48	76	.353	18	1	15	61	5
1987	65-65	259	84	99	.382	25	1	18	87	19
Total	125-118	474	132	175	.369	43	2	33	153	24



Mike Fowler

Nomar Garciaparra, SS


1st-team all-America, 1993, 1994

1st-team all-Atlantic Coast Conference, 1993, 1994

GTE Academic all-America, 1993, 1994

Georgia Tech Hall of Fame, 2004

Year	G-GS	AB	R	H	Avg.	2B	3B	HR	RBI	SB
1992	61-60	226	45	82	.363	18	2	3	51	25
1993	49-47	172	39	51	.297	14	1	4	42	8
1994	64-62	274	92	117	.427	26	11	16	73	33
Total	174-169	672	176	250	.372	58	14	23	166	66



Nomar Garciaparra

Pete Geist, SS-3B-OF

All-Atlantic Region, 1984

2nd-team all-Atlantic Coast Conference, 1985

Year	G-GS	AB	R	H	Avg.	2B	3B	HR	RBI	SB
1983	51	191	52	67	.351	8	4	7	45	2
1984	55-55	225	68	79	.351	14	4	16	66	6
1985	42-37	152	41	53	.349	19	2	7	35	3
Total	148-92+	568	161	199	.350	41	10	30	146	11



Pete Geist

All-Time Greats



Al Gogolin

John Gher, OF-3B

All-Southeastern Conference, 1962

Year	G-GS	AB	R	H	Avg.	2B	3B	HR	RBI	SB
1960	25	79	23	18	.228	2	1	1	14	2
1961	24	88	18	21	.239	3	2	1	17	2
1962	24	91	17	29	.319	5	5	1	21	9
Total	73	258	58	68	.264	10	8	3	52	13

Jim Giuliani, OF

All-Metro Conference, 1976

Year	G-GS	AB	R	H	Avg.	2B	3B	HR	RBI	SB
1974	33	128	13	28	.219	7	0	0	14	0
1975	29	105	26	32	.305	9	2	1	26	1
1976	34	123	24	45	.366	22	0	1	30	3
Total	96	356	62	105	.295	38	2	2	70	4



Chris Goodman

Al Gogolin, P

Honorable Mention all-America, 1994

Year	G-GS	W-L	SV	ERA	IP	H	R	ER	BB	SO
1992	11-3	3-0	0	2.37	30.1	32	18	8	16	24
1993	16-14	8-1	0	2.75	88.1	69	36	27	31	77
1994	24-20	12-3	0	3.49	139.1	137	69	54	60	124
Total	51-37	23-4	0	3.10	258	238	123	89	107	225



Ty Griffin

Chris Goodman, P

Year	G-GS	W-L	SV	ERA	IP	H	R	ER	BB	SO
2002	21-13	8-2	0	4.41	81.2	90	54	40	16	60
2003	17-12	9-3	0	3.84	86.2	85	49	37	20	55
Total	38-25	17-5	0	4.12	168.1	175	103	77	36	115



Weldon Henley

Ty Griffin, 2B

1st-team all-America, 1988

1st-team all-Atlantic Coast Conference, 1987, 1988

ACC Tournament MVP, 1988

Golden Spikes Award finalist, 1988

Georgia Tech Hall of Fame, 1994

Year	G-GS	AB	R	H	AVG	2B	3B	HR	RBI	SB
1986	64-61	248	69	74	.298	9	1	1	23	50
1987	62-62	258	70	91	.353	19	0	7	40	39
1988	68-68	261	81	90	.345	16	8	14	68	38
Total	194-193	767	220	255	.332	44	9	22	131	127



Brandon Hensley

Weldon Henley, P

Year	G-GS	W-L	SV	ERA	IP	H	R	ER	BB	SO
1900	4-3	2-1	—	0.00	30	9	—	0	—	43
1901	8-8	6-2	—	—	63	—	—	—	—	68+
Total	12-11	8-3	—	—	93	—	—	—	—	111+

Brandon Hensley, 3B

1st-team all-Atlantic Coast Conference, 1995

Year	G-GS	AB	R	H	Avg.	2B	3B	HR	RBI	SB
1992	56-51	182	25	53	.291	12	4	2	34	0
1993	61-60	221	35	67	.303	11	1	4	37	2
1994	67-67	270	59	94	.348	18	3	10	65	1
1995	58-57	208	56	67	.322	13	1	7	48	1
Total	242-235	881	175	281	.319	54	9	23	184	4

Heath Honeycutt, 3B

3rd-team all-America, 1998

2nd-team all-Atlantic Coast Conference, 1998

Year	G-GS	AB	R	H	Avg.	2B	3B	HR	RBI	SB
1996	28-8	42	7	14	.333	2	0	0	7	9
1997	61-61	249	52	86	.345	13	5	2	50	17
1998	63-63	258	70	95	.368	18	2	14	71	13
Total	152-132	549	129	195	.355	33	7	16	128	30



Heath Honeycutt

Jay Hood, SS

2nd-team all-Atlantic Coast Conference, 1998

Year	G-GS	AB	R	H	Avg.	2B	3B	HR	RBI	SB
1996	64-64	268	43	74	.276	11	1	8	46	2
1997	34-34	141	39	48	.340	8	2	4	31	2
1998	49-49	203	44	65	.320	21	1	10	43	1
Total	147-147	612	126	187	.306	40	4	22	120	5



Jay Hood

Mike Hostetler, P

3rd-team all-America, 1990

2nd-team all-Atlantic Coast Conference, 1989

1st-team all-Atlantic Coast Conference, 1990

Year	G-GS	W-L	SV	ERA	IP	H	R	ER	BB	SO
1989	33-0	3-5	11	4.93	49.1	44	35	27	21	52
1990	18-18	12-4	0	2.76	130.1	111	61	40	37	97
1991	21-12	7-8	1	3.93	103.0	111	60	45	38	93
Total	72-30	22-17	12	3.57	282.2	266	156	112	96	242



Mike Hostetler

Riccardo Ingram, OF-1B

1st-team all-America, 1987

ACC Player of the Year, 1987

ACC Athlete of the Year, 1987

Georgia Tech Hall of Fame, 1995

Year	G-GS	AB	R	H	Avg.	2B	3B	HR	RBI	SB
1986	66-60	234	41	72	.308	9	3	10	48	7
1987	65-64	237	93	101	.426	21	3	17	99	17
Total	112-104	471	134	173	.367	30	6	27	147	24



Riccardo Ingram

George Inman, C

All-Southeastern Conference, 1959, 1960

Georgia Tech Hall of Fame, 1979

Year	G-GS	AB	R	H	Avg.	2B	3B	HR	RBI	SB
1959	26	94	22	26	.277	4	3	4	24	1
1960	24	86	29	31	.360	2	2	7	24	1
Total	50	180	51	57	.317	6	5	11	48	2



Scott Jordan

Scott Jordan, OF

3rd-team all-America, 1985

1st-team all-Atlantic Coast Conference, 1984, 1985

ACC Tournament MVP, 1985

Georgia Tech Hall of Fame, 1990

Year	G-GS	AB	R	H	Avg.	2B	3B	HR	RBI	SB
1982	37	129	33	42	.326	7	1	5	32	7
1983	52	201	68	74	.368	9	5	5	38	36
1984	52-52	206	75	84	.408	17	2	14	57	31
1985	61-60	226	77	94	.416	13	2	12	49	40
Total	202	762	253	294	.386	46	10	36	176	114




Roger Kaiser

Roger Kaiser, OF

All-Southeastern Conference, 1959

Georgia Tech Hall of Fame, 1966

Year	G-GS	AB	R	H	Avg.	2B	3B	HR	RBI	SB
1959	28	110	23	41	.373	6	4	4	32	2
1960	16	66	16	21	.318	0	1	3	17	3
1961	23	95	12	29	.305	5	2	1	12	4
Total	41	271	51	91	.336	11	7	8	61	9



Keith Kerver

Keith Kerver, SS

Year	G-GS	AB	R	H	Avg.	2B	3B	HR	RBI	SB
1984	40-25	98	27	29	.296	2	0	0	13	7
1985	49-46	159	36	47	.296	15	1	1	26	1
1986	68-68	272	64	100	.368	13	0	0	43	8
1987	64-64	241	56	76	.315	15	0	1	38	9
Total	221-203	770	183	252	.327	45	1	2	120	25

Roger Kinard, P

2nd-team all-Atlantic Coast Conference, 1987

Year	G-GS	W-L	SV	ERA	IP	H	R	ER	BB	SO
1984	9-0	1-1	1	6.19	16	19	17	11	16	22
1985	13-12	5-2	0	4.84	70.2	62	47	38	47	68
1986	18-18	8-4	0	4.06	106.1	86	57	48	71	71
1987	20-20	12-3	0	3.81	130	119	62	55	66	111
Total	60-50	26-10	1	4.24	323	286	183	152	200	272



Roger Kinard

Andrew Kown, P

2nd-team all-Atlantic Coast Conference, 2004

Year	G-GS	W-L	SV	ERA	IP	H	R	ER	BB	SO
2002	4-0	0-0	0	9.82	3.2	6	4	4	1	3
2003	18-5	3-2	1	4.65	50.1	55	35	26	13	40
2004	18-17	10-1	0	3.46	112	109	47	43	36	96
Total	40-22	13-3	1	3.96	166	170	86	73	50	139



Andrew Kown

Adam Leggett, 2B

2nd-team all-Atlantic Coast Conference, 1996

Year	G-GS	AB	R	H	Avg.	2B	3B	HR	RBI	SB
1995	60-60	228	53	62	.272	10	2	5	35	4
1996	64-62	230	58	78	.339	17	2	13	46	15
1997	61-61	267	75	91	.341	17	2	10	52	18
Total	185-183	725	186	231	.319	44	6	28	133	37



Adam Leggett

Richard Lewis, 2B-SS

2nd-team all-America, 2000

1st-team all-Atlantic Coast Conference, 2000

2nd-team all-Atlantic Coast Conference, 2001

Year	G-GS	AB	R	H	Avg.	2B	3B	HR	RBI	SB
1999	47-39	148	26	50	.338	3	0	1	14	7
2000	65-65	274	79	109	.398	17	3	4	52	10
2001	61-61	266	77	100	.376	13	6	11	64	11
Total	173-165	688	182	259	.376	33	9	16	130	28



Richard Lewis

Rick Lockwood, 3B-SS

1st-team all-Atlantic Coast Conference, 1982-83

Georgia Tech Hall of Fame, 1989

Year	G-GS	AB	R	H	Avg.	2B	3B	HR	RBI	SB
1980	23	49	14	24	.304	2	1	4	17	1
1981	36	141	31	51	.362	6	3	7	24	3
1982	49	180	42	66	.367	13	0	10	55	14
1983	53	201	62	70	.348	19	0	12	67	16
Total	160	571	139	211	.370	40	4	33	163	34



Rick Lockwood

Anthony Maisano, 1B

3rd-team all-America, 1990

1st-team all-Atlantic Coast Conference, 1989, 1990

Year	G-GS	AB	R	H	Avg.	2B	3B	HR	RBI	SB
1989	63-63	218	45	72	.330	14	0	12	59	0
1990	64-59	214	47	69	.322	10	0	25	62	0
Total	127-122	432	92	141	.326	24	0	37	121	0



Anthony Maisano

Bobby McCauley, 2B-SS-3B

All-Southeastern Conference, 1955

Georgia Tech Hall of Fame, 1975

Year	G-GS	AB	R	H	Avg.	2B	3B	HR	RBI	SB
1952	—	31	3	5	.161	2	0	0	0	—
1953	13	54	7	11	.204	1	0	2	7	2
1954	23	84	26	35	.417	4	1	2	16	8
1955	24	95	23	33	.347	3	1	11	33	1
Total	60	264	59	84	.318	10	2	15	56	11



Bobby McCauley

Walt McConnell, 2B-3B-1B

1st-team all-Atlantic Coast Conference, 1985

Georgia Tech Hall of Fame, 1993

Year	G-GS	AB	R	H	Avg.	2B	3B	HR	RBI	SB
1983	46	161	47	53	.329	8	2	9	51	5
1984	52-50	189	43	55	.291	12	2	6	49	4
1985	60-60	224	56	80	.357	12	0	10	72	6
Total	158-110+	574	146	188	.328	32	4	25	172	15




Walt McConnell

Pat McGuire, OF-1B

2nd-team all-Atlantic Coast Conference, 1988

Year	G-GS	AB	R	H	Avg.	2B	3B	HR	RBI	SB
1986	30-13	68	11	21	.309	2	0	4	13	0
1987	35-14	71	14	20	.282	2	0	2	15	2
1988	67-67	259	53	87	.336	17	1	14	58	5
Total	132-94	398	78	128	.322	21	1	20	86	7



Pat McGuire

Eric McQueen, C

2nd-team all-Atlantic Coast Conference, 1999

Year	G-GS	AB	R	H	Avg.	2B	3B	HR	RBI	SB
1996	23-12	47	7	12	.255	2	0	1	7	1
1997	55-55	206	47	65	.316	7	3	8	46	11
1998	53-52	198	48	59	.298	16	1	15	57	10
1999	56-56	216	44	68	.315	10	1	11	37	11
Total	187-175	667	146	204	.306	35	5	35	147	33



Eric McQueen



Johnny Menger

Johnny Menger, 3B

All-Southeastern Conference, 1957

Georgia Tech Hall of Fame, 1970

Year	G-GS	AB	R	H	Avg.	2B	3B	HR	RBI	SB
1954	17	61	14	16	.262	0	1	1	12	3
1955	22	90	23	23	.256	7	2	2	18	5
1956	23	98	25	26	.265	2	0	11	7	4
1957	25	93	29	37	.398	4	2	2	14	8
Total	87	287	91	87	.303	13	5	16	51	20



Victor Menocal

Victor Menocal, SS-P

1st-team all-Atlantic region, 2001

Atlanta Regional MVP, 2002

Year	G-GS	AB	R	H	Avg.	2B	3B	HR	RBI	SB
1999	50-48	149	20	29	.195	3	0	1	19	2
2000	66-66	280	66	92	.329	13	1	3	39	9
2001	60-60	268	71	102	.381	18	1	4	51	7
2002	67-67	282	63	104	.369	20	2	2	49	8
Total	243-241	979	220	327	.334	54	4	10	158	26

Year	G-GS	W-L	SV	ERA	IP	H	R	ER	BB	SO
2002	10-0	0-0	2	1.93	9.1	7	4	2	3	5



Jeff Mons

Jeff Mons, C

Freshman all-America, 1984

Year	G-GS	AB	R	H	Avg.	2B	3B	HR	RBI	SB
1984	52-50	184	38	52	.283	7	1	5	35	0
1985	55-51	166	38	42	.253	5	1	7	26	0
1986	45-44	146	16	29	.199	7	0	3	17	0
Total	152-145	496	92	123	.248	19	2	15	78	0



Larry Morris

Larry Morris, C-OF

All-Southeastern Conference, 1954

Georgia Tech Hall of Fame, 1959

Year	G-GS	AB	R	H	Avg.	2B	3B	HR	RBI	SB
1953	11	40	4	10	.250	0	0	1	5	2
1954	21	70	18	26	.371	6	0	5	25	3
1955	24	97	27	29	.299	2	1	5	25	9
Total	56	207	49	65	.314	8	1	11	55	14



Matt Murton

Matt Murton, OF

2nd-team all-Atlantic Coast Conference, 2002, 2003

Year	G-GS	AB	R	H	Avg.	2B	3B	HR	RBI	SB
2001	47-38	161	43	62	.385	14	1	7	35	3
2002	64-63	250	62	86	.344	16	1	10	58	20
2003	62-62	246	64	74	.301	10	3	13	56	19
Total	173-163	657	169	222	.338	40	5	30	149	42

Steve Newbern, OF

2nd-team all-Atlantic Coast Conference, 1985

Year	G-GS	AB	R	H	Avg.	2B	3B	HR	RBI	SB
1982	49	185	49	60	.324	7	4	11	42	16
1983	50	183	59	63	.344	11	0	2	20	26
1984	55-55	208	68	69	.332	14	2	7	37	30
1985	59-59	239	74	92	.385	16	9	8	46	15
Total	213-114+	815	250	284	.348	48	15	28	148	87



Steve Newbern

Gary Newsom, 2B

1st-team all-Atlantic Coast Conference, 1982

2nd-team all-Atlantic Coast Conference, 1980, 1981

Georgia Tech Hall of Fame, 1992

Year	G-GS	AB	R	H	Avg.	2B	3B	HR	RBI	SB
1980	15	48	10	16	.333	3	0	0	4	0
1981	38	140	29	38	.271	5	0	4	25	11
1982	49	185	49	60	.324	7	4	11	42	16
Total	102	373	88	114	.306	15	4	15	71	27

Billy Parham, 1B

2nd-team all-Atlantic Coast Conference, 1987

Year	G-GS	AB	R	H	Avg.	2B	3B	HR	RBI	SB
1986	44-21	97	20	32	.330	4	0	4	22	0
1987	63-61	230	61	75	.326	18	0	18	69	3
1988	68-68	264	62	88	.333	14	0	20	73	8
Total	175-150	591	143	195	.330	34	0	42	164	11

Tyler Parker, C

2nd-team all-Atlantic Coast Conference, 2002

Year	G-GS	AB	R	H	Avg.	2B	3B	HR	RBI	SB
2000	53-47	185	32	44	.238	8	0	11	41	5
2001	16-12	52	13	17	.327	5	0	1	16	3
2002	65-64	258	57	80	.310	19	4	11	59	13
Total	134-123	495	102	141	.285	32	4	23	116	21

Eric Patterson, 2B

1st-team all-Atlantic Coast Conference, 2002, 2003, 2004

3rd-team all-America, 2002

Year	G-GS	AB	R	H	Avg.	2B	3B	HR	RBI	SB
2002	67-65	260	73	90	.346	14	3	3	40	41
2003	59-59	248	56	68	.274	11	4	2	35	35
2004	65-64	264	76	86	.326	11	5	9	49	48
Total	191-188	772	205	244	.316	36	12	14	124	124

Jay Payton, OF

Consensus 1st-team all-America, 1994

1st-team all-Atlantic Coast Conference, 1994

2nd-team all-Atlantic Coast Conference, 1993

Year	G-GS	AB	R	H	Avg.	2B	3B	HR	RBI	SB
1992	62-60	248	46	75	.302	12	6	2	27	12
1993	61-61	240	61	83	.346	12	12	14	64	23
1994	67-67	297	78	129	.434	27	4	20	102	8
Total	190-188	785	185	287	.366	51	22	36	193	43

Marc Pisciotta, P

Year	G-GS	W-L	SV	ERA	IP	H	R	ER	BB	SO
1989	16-12	6-4	0	4.27	78	88	61	37	56	77
1990	30-4	6-4	3	4.95	63.2	56	39	35	34	74
1991	18-18	13-3	0	4.27	122.1	119	71	58	72	124
Total	63-34	25-11	3	4.43	264	263	171	130	162	275



Gary Newsom



Billy Parham



Tyler Parker



Eric Patterson



Jay Payton



Marc Pisciotta



Jim Poole

Jim Poole, P

1st-team all-Atlantic Coast Conference, 1987, 1988

Georgia Tech Hall of Fame, 1996

Year	G-GS	W-L	SV	ERA	IP	H	R	ER	BB	SO
1985	6-0	0-0	0	6.43	7	8	5	5	6	9
1986	31-1	2-0	3	4.62	39	36	24	20	22	51
1987	38-0	4-1	10	3.42	71	53	29	27	32	90
1988	45-0	4-4	9	2.03	71	62	33	16	40	113
Total	120-1	10-5	22	3.26	188	159	91	68	100	263



Scott Prather

Scott Prather, P-OF

3rd-team all-America, 1998

2nd-team all-Atlantic Coast Conference, 1998

Year	G-GS	W-L	SV	ERA	IP	H	R	ER	BB	SO
1996	21-4	5-2	1	5.89	44.1	52	33	29	27	56
1997	19-5	3-1	0	8.26	40.1	50	39	37	26	43
1998	16-11	3-4	1	6.03	77.2	87	56	52	45	98
Total	56-20	11-7	2	6.54	162.1	189	128	118	98	197



Bryan Prince

Bryan Prince, C

1st-team all-Atlantic Coast Conference, 2000, 2001

Year	G-GS	AB	R	H	Avg.	2B	3B	HR	RBI	SB
1998	49-44	172	41	58	.337	11	0	5	38	3
1999	38-32	122	26	38	.311	5	0	5	38	1
2000	64-64	256	59	99	.387	21	0	8	77	1
2001	59-58	238	54	83	.349	16	0	6	63	1
Total	210-198	788	180	278	.353	53	0	24	216	6



Clifton Remole

H.F. Reagin, C

Georgia Tech Hall of Fame, 1983

Year	G-GS	AB	R	H	Avg.	2B	3B	HR	RBI	SB
1971	32	99	11	11	.111	1	0	2	7	—
1972	20	54	5	9	.167	2	0	1	5	—
1973	28	88	8	22	.250	6	1	3	15	3
1974	36	132	22	40	.303	6	1	3	40	1
Total	116	373	46	82	.220	15	2	9	67	—

Bobby Reeves, SS

Georgia Tech Hall of Fame, 1985

Year	G-GS	AB	R	H	Avg.	2B	3B	HR	RBI	SB
1924	22	84	—	24	.286	2	1	4	—	—
1925	14	57	—	18	.316	3	3	1	—	—
1926	26	109	—	44	.404	7	8	10	—	—
Total	62	250	—	86	.344	12	12	15	—	—

Clifton Remole, 1B-OF

2nd-team all-Atlantic Coast Conference, 2004

Year	G-GS	AB	R	H	Avg.	2B	3B	HR	RBI	SB
2002	53-40	152	25	43	.283	3	0	4	34	2
2003	57-56	220	47	71	.323	14	0	4	42	1
2004	65-63	259	47	89	.344	15	2	4	56	5
Total	175-159	631	119	203	.322	32	2	12	132	8

Chappell Rhino, 2B-P-3B-OF

All-Southeastern Conference, 1951, 1953

Georgia Tech Hall of Fame, 1974

Year	G-GS	AB	R	H	Avg.	2B	3B	HR	RBI	SB
1951	—No Stats Available—									
1952	—	75	12	14	.187	1	3	0	16	—
1953	21	86	13	20	.233	3	2	0	9	0

Year	G-GS	W-L	SV	ERA	IP	H	R	ER	BB	SO
1951	—No Stats Available—									
1952	6	3-2	—	—	43.2	—	—	—	—	—
1953	8	5-1	—	—	46.2	41	27	—	14	29

Rich Robbins, OF

All-Metro Conference, 1977

Year	G-GS	AB	R	H	Avg.	2B	3B	HR	RBI	SB
1978	29	112	17	31	.277	3	2	5	27	4
1979	27	100	24	27	.270	6	3	2	17	2
1980	20	73	11	17	.233	2	1	1	6	1
Total	76	285	52	75	.263	10	6	8	77	7

Brad Rigby, P

1st-team all-America, 1994

2nd-team all-America, 1993

1st-team all-Atlantic Coast Conference, 1993

Year	G-GS	W-L	SV	ERA	IP	H	R	ER	BB	SO
1992	17-17	8-3	0	2.94	98	83	50	32	46	81
1993	17-17	13-1	0	2.46	98.2	57	33	27	56	132
1994	24-21	14-4	0	3.46	143	104	62	55	74	184
Total	58-55	35-8	0	3.02	339.2	244	145	114	176	397

Ryan Ritter, 2B-OF

2nd-team all-America, 1995

1st-team all-Atlantic Coast Conference, 1995

Year	G-GS	AB	R	H	Avg.	2B	3B	HR	RBI	SB
1993	55-51	200	41	66	.330	8	4	6	37	5
1994	53-45	178	46	53	.298	8	3	8	32	9
1995	59-59	256	76	98	.383	12	4	20	69	6
Total	167-155	634	163	217	.342	28	11	34	138	20

Matt Saier, OF-P

1st-team all-Atlantic Coast Conference, 1995

Year	G-GS	AB	R	H	Avg.	2B	3B	HR	RBI	SB
1994	48-27	107	28	20	.187	3	0	2	16	2
1995	53-25	92	25	35	.380	7	0	5	16	3
Total	101-52	199	53	55	.276	10	0	7	32	5

Year	G-GS	W-L	SV	ERA	IP	H	R	ER	BB	SO
1994	4-1	1-1	0	7.59	10.2	15	9	9	6	9
1995	25-4	7-1	2	5.18	81.2	86	54	47	40	76
Total	29-5	8-2	2	5.46	92.1	101	63	56	46	85



Chappell Rhino



Brad Rigby



Ryan Ritter



Matt Saier



Mike Schisler

Mike Schisler, P

Georgia Tech Hall of Fame, 1980

Year	G-GS	W-L	SV	ERA	IP	H	R	ER	BB	SO
1970	9-2	2-0	—	1.72	36.2	28	8	7	10	42
1971	12-9	8-0	—	2.53	67.2	56	22	19	29	65
1972	10-7	3-3	—	2.41	56	51	25	15	18	40
1973	11-10	9-0	—	1.36	86.1	80	24	13	19	69
Total	42-28	22-3	—	1.97	246.2	215	79	54	76	216



Todd Shiver

Todd Shiver, P

ACC Tournament MVP, 1987

Georgia Tech Hall of Fame, 1999

Year	G-GS	W-L	SV	ERA	IP	H	R	ER	BB	SO
1984	20-4	4-0	0	5.13	52.2	54	39	30	45	43
1985	13-0	1-0	0	7.36	18.1	16	19	15	21	16
1986	16-16	8-5	0	4.94	102	109	70	56	84	68
1987	16-16	10-3	0	3.99	103.2	101	58	46	49	82
Total	65-36	23-8	0	4.78	276.2	280	186	147	199	209



Jamie Sims

Jamie Sims, SS-OF

2nd-team all-Atlantic Coast Conference, 1985

Year	G-GS	AB	R	H	Avg.	2B	3B	HR	RBI	SB
1982	27	114	18	31	.272	6	1	3	19	5
1983	45	162	37	59	.364	17	1	10	46	8
1984	49-48	198	47	74	.374	10	1	12	50	15
1985	51-50	196	45	59	.301	13	0	9	49	13
Total	172-98+	670	147	223	.333	46	3	34	164	41



Carl Sittler

Carl Sittler, INF-OF-C

Year	G-GS	AB	R	H	Avg.	2B	3B	HR	RBI	SB
1984	36-21	91	27	33	.363	7	4	3	21	0
1985	61-58	240	43	73	.304	14	2	4	44	3
1986	44-35	138	31	35	.254	8	1	6	28	3
1987	61-48	192	43	64	.333	10	3	6	44	9
Total	202-162	661	144	205	.310	39	10	19	137	15



Michael Sorrow

Michael Sorrow, 3B-SS

2nd-team all-Atlantic Coast Conference, 1995

2nd-team all-America, 1996

1st-team all-Atlantic Coast Conference, 1996

Year	G-GS	AB	R	H	Avg.	2B	3B	HR	RBI	SB
1993	41-33	120	21	31	.258	7	1	3	22	3
1994	54-35	133	31	33	.248	9	2	1	19	0
1995	60-60	236	63	82	.347	13	5	4	41	4
1996	64-64	249	66	92	.369	18	2	11	47	3
Total	219-192	738	181	238	.322	47	10	19	129	10

Mike Sorrow, P

NCAA all-District, 1971

Georgia Tech Hall of Fame, 1979

Year	G-GS	W-L	SV	ERA	IP	H	R	ER	BB	SO
1969	10-6	4-2	—	1.83	59	44	17	12	19	55
1970	5-5	1-2	—	4.56	25.2	17	14	13	18	26
1971	12-10	7-3	—	1.07	84	57	25	10	33	93
1972	12-10	6-3	—	3.55	78.2	71	36	31	22	74
Total	39-31	18-10	—	2.40	247.1	189	92	66	92	248



Mike Sorrow

Mark Teixeira, 3B

Dick Howser Trophy, 2000

Consensus 1st-team all-America, 2000

2nd-team All-America, 1999

ACC Player of the Year, 1999

1st-team all-Atlantic Coast Conference, 1999, 2000

National Rookie of the Year, 1999

ACC Rookie of the Year, 1999

1st-team Academic all-America, 2000

Year	G-GS	AB	R	H	Avg.	2B	3B	HR	RBI	SB
1999	58-58	225	61	87	.387	18	0	13	65	11
2000	66-66	241	104	103	.427	21	4	18	80	13
2001	16-16	62	13	26	.419	5	0	5	20	3
Total	140-140	528	178	216	.409	44	4	36	165	27



Mark Teixeira

Mike Thomas, 2B

All-Southeastern Conference, 1959

Year	G-GS	AB	R	H	Avg.	2B	3B	HR	RBI	SB
1959	28	103	21	36	.350	2	4	3	27	5
1960	23	70	14	16	.229	1	2	0	10	0
Total	51	173	35	52	.301	3	6	3	37	5



Mike Thomas

J.J. Thomas, 1B-OF

Honorable mention all-America, 1996

2nd-team all-Atlantic Coast Conference, 1995, 1996

1st-team all-Atlantic Coast Conference, 1997

Year	G-GS	AB	R	H	Avg.	2B	3B	HR	RBI	SB
1995	57-52	210	57	73	.348	18	0	13	46	3
1996	63-62	228	67	77	.338	17	1	21	68	5
1997	61-61	237	70	72	.304	13	1	22	70	9
Total	181-175	675	194	222	.329	48	3	56	184	17



J.J. Thomas

Charlie Thompson, OF

All-Southeastern Conference, 1961

Year	G-GS	AB	R	H	Avg.	2B	3B	HR	RBI	SB
1960	13	25	4	6	.240	1	1	0	5	0
1961	22	72	11	26	.361	3	1	1	13	3
Total	35	97	15	31	.320	4	2	1	18	3



Tommy Thompson

Tommy Thompson, 1B

2nd-team all-America, 1979

2nd-team all-Atlantic Coast Conference, 1979

Georgia Tech Hall of Fame, 1986

Year	G-GS	AB	R	H	Avg.	2B	3B	HR	RBI	SB
1978	29	117	30	41	.350	5	1	10	35	1
1979	31	127	33	52	.409	7	1	14	51	3
1980	27	91	23	25	.275	2	0	6	24	0
1981	36	125	32	35	.280	5	0	11	33	0
Total	123	460	118	153	.333	19	2	41	143	4



Ted Tomasovich

Ted Tomasovich, OF-P

NCAA all-District, 1968

Georgia Tech Hall of Fame, 1986

Year	G-GS	AB	R	H	Avg.	2B	3B	HR	RBI	SB
1966	9	11	2	3	.273	0	2	0	4	0
1967	9	21	3	7	.333	2	0	1	5	0
1968	30	113	25	43	.381	9	6	5	38	0
Total	48	144	30	53	.368	11	8	6	47	0



Cory Vance

Year	G-GS	W-L	SV	ERA	IP	H	R	ER	BB	SO
1966	7-4	2-2	—	3.90	30	16	13	13	20	24
1967	6-6	3-2	—	3.40	45	38	23	17	12	42
1968	1-0	0-0	—	0.00	1	0	0	0	0	1
Total	14-10	5-4	—	3.55	76	54	46	30	32	67

Cory Vance, P

3rd-team all-America, 2000

1st-team all-Atlantic Coast Conference, 2000

Freshman all-America, 1998

Year	G-GS	W-L	SV	ERA	IP	H	R	ER	BB	SO
1998	19-11	6-4	0	5.96	80	95	68	53	39	102
1999	18-17	9-3	1	4.43	103.2	118	60	51	50	103
2000	16-16	13-3	0	3.40	119	97	49	45	36	123
Total	53-44	28-10	1	4.43	302.2	310	177	149	125	328

Jason Varitek, C

Golden Spikes Award winner, 1994

Dick Howser Trophy, 1994

Consensus first-team all-America, 1992, 1993, 1994

ACC Player of the Year, 1993

1st-team all-Atlantic Coast Conference, 1992, 1993, 1994

2nd-team all-Atlantic Coast Conference, 1991

Georgia Tech Hall of Fame, 2004

Year	G-GS	AB	R	H	Avg.	2B	3B	HR	RBI	SB
1991	63-61	225	42	67	.298	17	0	7	41	0
1992	62-62	212	54	86	.406	22	0	11	52	2
1993	61-61	228	78	92	.404	20	2	22	72	5
1994	67-67	249	87	106	.426	23	1	17	86	5
Total	253-251	914	261	351	.384	82	3	57	251	12

Jeff Watchko, P

2nd-team all-Atlantic Coast Conference, 2002

Year	G-GS	W-L	SV	ERA	IP	H	R	ER	BB	SO
2000	26-2	4-1	6	3.38	58.1	49	25	22	23	54
2001	31-0	1-3	6	3.31	35.1	34	14	13	18	35
2002	29-9	11-1	2	4.01	89.2	94	48	40	19	62
2003	29-1	3-3	5	4.62	48.2	50	25	25	21	41
Total	115-12	19-8	19	3.87	232.1	227	119	100	81	192

K.G. White, OF

1st-team all-Atlantic Coast Conference, 1987, 1988

Georgia Tech Hall of Fame, 1997

Year	G-GS	AB	R	H	Avg.	2B	3B	HR	RBI	SB
1985	41-24	226	77	94	.416	13	2	12	49	40
1986	64-63	267	59	83	.311	14	3	8	39	26
1987	54-53	214	73	70	.327	13	3	16	51	34
1988	65-63	231	81	90	.345	16	8	14	68	38
Total	224-203	938	290	337	.359	56	16	50	207	138

Billy Williamson, OF

All-Southeastern Conference, 1961

Year	G-GS	AB	R	H	Avg.	2B	3B	HR	RBI	SB
1961	24	92	20	23	.250	3	4	2	20	4
1962	24	93	14	23	.247	2	2	0	14	2
1963	25	104	11	20	.192	2	0	0	11	1
Total	73	289	45	66	.228	7	6	2	45	7

Kris Wilson, P-1B

1st-team all-America, 1997

1st-team all-Atlantic Coast Conference, 1997

Year	G-GS	W-L	SV	ERA	IP	H	R	ER	BB	SO
1995	18-18	8-2	0	3.46	112	109	57	43	35	101
1996	21-15	5-3	0	5.03	98.1	127	69	55	24	66
1997	19-16	12-2	2	3.12	118.1	114	50	41	30	103
Total	58-49	25-7	2	3.81	328.2	350	176	139	89	270

Year	G-GS	AB	R	H	Avg.	2B	3B	HR	RBI	SB
1997	59-59	241	45	72	.299	14	1	5	43	3

Joe Wise, P

2nd-team all-Atlantic Coast Conference, 1988

Year	G-GS	W-L	SV	ERA	IP	H	R	ER	BB	SO
1987	23-0	0-0	1	5.23	31	34	26	18	23	35
1988	28-1	4-2	4	4.31	62.2	46	37	30	36	64
1989	5-5	2-1	0	4.57	21.2	20	14	11	16	19
1990	18-7	3-5	0	4.43	61.0	44	36	30	38	51
Total	74-13	9-8	5	4.54	176.1	144	113	89	113	169

Michael Wolff, INF-OF

2nd-team all-Atlantic Coast Conference, 1992

Year	G-GS	AB	R	H	Avg.	2B	3B	HR	RBI	SB
1990	32-15	66	10	22	.333	4	0	1	12	0
1991	43-41	157	37	54	.344	9	3	9	38	10
1992	62-62	234	56	85	.363	21	3	10	51	6
Total	138-118	457	103	161	.352	34	6	20	101	16

Jase Wrigley, P

2nd-team all-Atlantic Coast Conference, 1998

Year	G-GS	W-L	SV	ERA	IP	H	R	ER	BB	SO
1995	20-2	2-1	0	8.27	37	45	40	34	25	44
1996	25-4	4-4	2	3.41	74	67	39	28	39	57
1997	28-9	7-3	3	4.67	79	72	44	41	37	66
1998	30-4	5-4	4	3.79	73.2	67	47	31	37	68
Total	103-19	18-12	9	4.57	263.2	251	170	134	138	235

Doug Wycoff, OF

Georgia Tech Hall of Fame, 1956

Year	G-GS	AB	R	H	Avg.	2B	3B	HR	RBI	SB
1924	20	76	—	32	.421	4	1	1	—	—
1925	21	81	—	33	.407	7	3	3	—	—
1926	26	98	—	43	.439	7	2	9	—	—
Total	67	255	—	108	.424	18	6	13	—	—

L.J. Yankosky, P

2nd-team all-Atlantic Coast Conference, 1998

GTE Academic all-America, 1997, 1998

Year	G-GS	W-L	SV	ERA	IP	H	R	ER	BB	SO
1994	12-7	4-0	1	2.68	53.2	47	20	16	21	32
1996	17-0	2-0	2	6.38	18.1	12	15	13	18	20
1997	19-12	8-3	2	5.03	77	79	57	43	43	51
1998	18-17	11-1	1	4.23	110.2	104	56	52	42	110
Total	66-36	25-4	6	4.30	259.2	242	148	124	124	213



Jason Varitek



Jeff Watchko



K.G. White



Billy Williamson



Kris Wilson



Joe Wise



Michael Wolff



Jase Wrigley



Doug Wycoff



L.J. Yankosky