



TURNER FIELD:
Georgia Tech defeated Georgia, 12-5, on May 11 at Turner Field in the Spring Classic For Kids. The attendance of 28,836 was the second largest regular season crowd in NCAA baseball history.

Proceeds from the event went to Children's Healthcare of Atlanta.

Season in Review

2004 Honors

2004 Atlantic Coast Conference Regular Season Champions

FINAL NATIONAL RANKINGS

Baseball America	11
Collegiate Baseball	10
USA Today/Baseball Weekly	10

ALL-AMERICA

Baseball America

Eric Patterson, 2B 3rd team

Collegiate Baseball

Eric Patterson, 2B 3rd team

ALL-ATLANTIC COAST CONFERENCE

Brandon Boggs, OF	1st team
Eric Patterson, 2B	1st team
Micah Owings, UT	1st team
Andrew Kown, P	2nd team
Clifton Remole, OF	2nd team
Steven Blackwood, OF	2nd team

ALL-NCAA ATLANTA REGIONAL

Eric Patterson, 2B (MVP)
Whit Robbins, 1B
Tyler Greene, SS
Clifton Remole, OF
Micah Owings, P
Andrew Kown, P

ALL-ACC TOURNAMENT

Clifton Remole, OF

PLAYERS DRAFTED

Brandon Boggs (4th)*	Texas Rangers
Andrew Kown (5th)*	Detroit Tigers
Mike Nickeas (5th)*	Texas Rangers
Eric Patterson (8th)*	Chicago Cubs
Clifton Remole (11th)*	Anaheim Angels
Jeremy Slayden (18th)	Oakland Athletics
Micah Owings (19th)	Chicago Cubs
Brian Burks (25th)*	San Diego Padres
Nick Wagner (28th)*	Tampa Bay Devil Rays
Aaron Walker (30th)*	Tampa Bay Devil Rays

*Signed with team



PRO BALL:
(clockwise from top left) Brandon Boggs, Eric Patterson, Clifton Remole and Mike Nickeas were among the school-record 10 players selected in the 2004 Major League Baseball draft.



A total of 47 Tech players have signed a professional contract and seven different Yellow Jackets have been first round draft picks in 11 years under head coach Danny Hall.

2004 Game by Game Results

Date	Opponent	W-L	Score	Att.	GT Pitcher	Opp. Pitcher	Record	Notes
2/15	@Georgia Southern	W	15-6	1,310	Owings (1-0)	Harrison (1-1)	1-0, 0-0	Owings: 7 IP, 1 ER; Blackwood: 3-4, HR, 3 RBI; Hodges: 2-5, GS, 4 RBI
2/15	@Georgia Southern	W	5-4 (10)	1,310	Goodman (1-0)	Evans (0-2)	2-0, 0-0	Boggs hits 2-run HR in 9th to tie, Hodges GW RBI single in 10th
2/18	SAVANNAH STATE	W	13-4	1,537	Perry (1-0)	Markyna (0-2)	3-0, 0-0	Perry: 5 IP, 4 H, 1 R, 0 BB, 6 K; Owings 3-5, HR, tied career high w/4 RBI
2/20	VILLANOVA	W	5-1	1,224	Owings (2-0)	Grodecki (0-1)	4-0, 0-0	Owings: 7 IP, 1 ER; Goodman: SV, 1.2 IP, 0 R; Patterson 3-run 2B in 7th
2/21	VILLANOVA	W	19-1	1,637	Burks (1-1)	Wolff (1-1)	5-0, 0-0	Burks: 5 IP, 1 ER, 8 K's (ties high); Hawranick HR, 4 RBI; Slayden 4-for-6
2/22	VILLANOVA	W	4-1	1,621	Kown (1-0)	Mulvey (0-1)	6-0, 0-0	Kown: 6 IP, 11 K's (career high); Neighborgall first SV; Remole 3-run HR
2/27	vs. Southern California!	L	2-9	1,081	Owings (2-1)	Kennedy (2-0)	6-1, 0-0	USC scores 3 in 1st; Metropoulos 2-3, 2 HR; Hodges HR
2/28	@Cal State Fullerton! (#13)	L	1-7	2,398	Burks (3-2)	Romero (3-2)	6-2, 0-0	Romero: CG, 4 H, 2 BB, 12 K; CSF scores 7 runs in 6-8th; GT: 0-8 w/RISP
2/29	vs. Oklahoma!	L	2-6	1,023	Kown (1-1)	Roberts (2-1)	6-3, 0-0	Roberts: 8 IP, 5 H, 2 R, 2 BB, 8 K; GT: 0-4 w/RISP; Slayden HR
3/2	@Auburn (#9)	L	2-6	4,069	Turner (0-1)	Hughey (3-0)	6-4, 0-0	GT: 1-for-13 w/RISP; Hughey: 6 IP, 1 ER; Register, 3 IP, 0 R for save
3/5	RUTGERS	W	6-5	849	Goodman (2-0)	Malafronte (0-1)	7-4, 0-0	Boggs GW RBI single in B9, 3-4, HR, 3 RBI; Goodman: 2 IP, 0 R, 4 K's
3/6	RUTGERS	L	5-7	1,392	Hyde (0-1)	Healing (2-0)	7-5, 0-0	Rutgers scores 4 in T9 to rally from 4-3 deficit; Nickeas HR
3/7	RUTGERS	W	13-6	1,460	Kown (2-1)	Dial (0-2)	8-5, 0-0	Hodges: 3-3, 3 RBI; Owings & Greene HR; GT scores 6 runs in B5
3/9	WESTERN CAROLINA	W	4-3	1,058	Turner (1-1)	Miller (0-1)	9-5, 0-0	WCU leads 3-0, GT scores 4 unanswered; Hodges 2 RBI; Turner: 7 IP, 3 R
3/10	WESTERN CAROLINA	L	5-9	1,132	Neighborgall (0-1)	Nash (1-0)	9-6, 0-0	WCU scores 5 in 2nd; Blackwood 2-3, 3 RBI; GT walks 6, hits 4 batters
3/12	VIRGINIA	L	3-4	1,271	Owings (2-2)	Lambert (2-0)	9-7, 0-1	UVA's Reynolds breaks 3-3 tie with solo HR in T8, goes 2-3, 2 HR
3/13	VIRGINIA	L	1-2	1,350	Self (0-1)	Hickman (2-1)	9-8, 0-2	UVA's Koshansky breaks 1-1 tie with solo HR in T9; Burks: 8 IP, 1 R
3/14	VIRGINIA	L	5-8 (10)	1,718	Wood (0-1)	Hickman (3-1)	9-9, 0-3	UVA scores 4 in T10 after GT ties game in B9; Kown: 7 IP, 2 R
3/16	PURDUE	W	14-4	1,147	Hyde (1-1)	Krause (0-1)	10-9, 0-3	Owings: HR, career-high 5 RBI; Robbins 3 RBI, Stanley HR 3 RBI
3/17	PURDUE	W	18-16	1,222	Crews (1-0)	Havens (1-1)	11-9, 0-3	Goodman SV: 2 IP, 0 R, 3 K; Blackwood 5-5; Owings, Greene, Nickeas HR
3/19	@Wake Forest	W	9-8 (10)	495	Goodman (3-0)	Ellis (1-1)	12-9, 1-3	Owings 2-run HR in T10 breaks 7-7 tie after WF scores 3 in B9
3/20	@Wake Forest	L	4-8	505	Burks (1-2)	Young (3-1)	12-10, 1-4	WF takes 6-0 lead through first 5 inn.; Patterson 3-5
3/21	@Wake Forest	W	9-2	455	Kown (3-1)	Bach (2-4)	13-10, 2-4	Kown CG (4 H, 2 R, 8 K), retires 20 straight from 1st to 7th; Owings HR
3/24	@Georgia (#24)	W	4-3	3,606	Owings (3-2)	Dobbs (2-1)	14-10, 2-4	Patterson hits 2-RBI single in 9th; Owings: 3.2 IP, 4H, OR, 6K, also hit HR
3/27	GEORGIA SOUTHERN	L	7-8	1,666	Turner (1-2)	Teaford (5-3)	14-11, 2-4	GSU scores seven runs in 8th and 9th to rally from 7-1 deficit
3/28	GEORGIA SOUTHERN	W	13-2	1,659	Kown (4-1)	Carroll (2-4)	15-11, 2-4	Kown: 8 IP, 6 H, 2 R, 0 BB, 4 K; Owings: 4-4; Blackwood, Greene: 3 RBI
3/30	AUBURN (#13)	W	20-5	2,174	Hyde (2-1)	Paxton (2-2)	16-11, 2-4	Owings: 3-6, 2 HR, career-high 6 RBI; Remole: 3 RBI; GT: Two 7-run inn.
4/2	MIAMI (#5)	W	17-4	1,898	Burks (2-2)	Touchet (4-1)	17-11, 2-4	Nickeas: 1st inn. GS; GT earned 10 BB, 5 runs in 1st and 7th inn, 6-run 5th
4/3	MIAMI (#5)	L	7-9	1,995	Goodman (3-1)	Gil (4-0)	17-12, 2-4	Owings: 5.2 IP, 3 H, 4 R, 7 K; GT gives up eight runs in 6th and 7th
4/4	MIAMI (#5)	L	13-16	2,380	Wagner (0-1)	Gil (5-0)	17-13, 2-4	Remole: 5-5, HR, 2B, 3 RBI, 2 R; Tech Relievers give up 12 runs in 6th & 7th
4/6	@Georgia State	W	25-3	196	Walker (1-0)	Rulon (1-6)	18-13, 2-4	Owings: GS, 5 RBI; Remole: 3-5, 6 RBI; Nickeas & Greene HR
4/9	NORTH CAROLINA (#8)	L	7-9	1,922	Burks (2-3)	Bard (6-0)	18-14, 2-5	UNC breaks open 4-3 game with six runs in 5th and 6th; Hodges: 3-4
4/10	NORTH CAROLINA (#8)	W	8-4	1,769	Owings (4-2)	Bakker (2-3)	19-14, 3-5	GT scores 6 in 6th; Owings 3.2 IP, 1 H, 0 R, 5 K in relief for win
4/11	NORTH CAROLINA (#8)	W	13-8	1,167	Hyde (3-1)	Miller (3-3)	20-14, 4-5	Patterson: 3-3, HR, 5 RBI; Hawranick: 3-4, 2 RBI; Blackwood: 2-4, 2 RBI
4/14	GEORGIA	L	5-6	2,645	Burks (2-4)	Lanier (2-1)	20-15, 4-5	UGA's Morris breaks 5-5 tie with solo HR in 8th; Owings: 3-5
4/16	WASHINGTON	W	8-4	869	Kown (5-1)	Parker (1-1)	21-15, 4-5	Kown: 6.2 IP, 3 R; GT rallies from 3-1 deficit with 5 runs in 6th
4/17	WASHINGTON	L	3-7	1,886	Hyde (3-2)	Kasser (2-0)	21-16, 4-5	UW builds 5-0 lead through first four innings; Owings: 2-for-4
4/18	WASHINGTON	L	2-16	1,928	Burks (2-5)	Lincecum (4-1)	21-17, 4-5	Lincecum: 6 IP, 1 H, 0 R, 3 BB, 9 K; UW builds 11-0 lead through 3rd inn.
4/20	WINTHROP	W	7-6 (13)	1,249	Hyatt (1-0)	Edwards (2-3)	22-17, 4-5	Owings GW RBI single in B13; Wagner & Hyatt: 4.2 IP, 2 H, 0 R; 1 BB, 5 K
4/23	@Florida State (#12)	W	11-4	3,459	Owings (5-2)	Cannon (7-4)	23-17, 5-5	Owings: 7.0 IP, 6 H, 2 ER, 3 BB, 5 K; Blackwood: 3-5; Boggs: HR, 5 RBI
4/24	@Florida State (#12)	W	12-2	5,276	Kown (6-1)	Sauls (3-4)	24-17, 6-5	Kown: 6.0 IP, 3 H, 1 R, 6 K; Greene: 3 RBI; GT builds 10-0 lead through 4th
4/25	@Florida State (#12)	W	7-6	2,607	Burks (3-5)	James (4-2)	25-17, 7-5	Burks: 7.0 IP, 3 ER, 6 K; GT takes 7-2 lead, FSU scores 4 in 8th; Wagner SV
5/2	@NC State	W	6-1	276	Owings (6-2)	Rogers (6-3)	26-17, 8-5	Owings: 7.0 IP, 5 H, 1 R, 2 BB, 8 K; Remole 2-3, HR, 2 RBI; Wagner 2 IP
5/2	@NC State	W	7-3	276	Kown (7-1)	Sterry (7-2)	27-17, 9-5	Kown: 7.0 IP, 2 R; GT: 5-0 lead thru 2nd; Boggs: 3-4; Blackwood: 3 RBI
5/7	DUKE	W	9-8 (10)	1326	Burks (4-5)	Torcise (0-2)	28-17, 10-5	Hodges: GW RBI single in B10; Patterson HR, 3 RBI; Robbins: 2-3, 2 RBI
5/8	DUKE	W	9-8	1536	Wagner (1-1)	Burke (5-5)	29-17, 11-5	Blackwood: GW RBI single in B9; Patterson: 3-3, HR, 4 RBI, 4 R, 5 SB
5/9	DUKE	W	14-3	1582	Wood (1-1)	Perry (0-1)	30-17, 12-5	Wood: 5 IP, 2 R, 1st career win; Trapani: HR, 4 RBI; Robbins 3-3, 3 RBI
5/11	vs. Georgia (#12)#	W	12-5	28,836	Burks (5-5)	Woods (2-2)	31-17, 12-5	2nd largest college baseball crowd in NCAA history; GT wins series, 2-1
5/14	CLEMSON (#20)	W	8-3	2,408	Owings (7-2)	Cribb (3-1)	32-17, 13-5	Owings: 8 IP, 4 H, 2 R, 7 K, only 1 hit after 1st inn; Boggs: 2-4, HR, 3 RBI
5/15	CLEMSON (#20)	W	11-3	2,290	Kown (8-1)	Rohrbaugh (4-4)	33-17, 14-5	Kown: 8 IP, 6 H, 1 R, 1 BB, 9 K; Boggs: HR, 3 RBI; Hawranick 3 RBI
5/16	CLEMSON (#20)	W	8-4	3,472	Burks (6-5)	Lumsden (3-3)	34-17, 15-5	Burks: 6 IP, 3 R; Owings, Remole: 2 RBI; GT sweeps CU, first time since '98
5/18	GEORGIA STATE	W	13-3	1,471	Hyde (4-2)	Burgess (0-4)	35-17, 15-5	Owings, Boggs, Patterson hit HR; Owings: 3-4, 3 RBI; Hyde: 4 IP, 1 R
5/21	@Maryland	W	10-2	2,784	Owings (8-2)	Pfingsuff (4-4)	36-17, 16-5	Owings: 7 IP, 6 H, 2 R, 6 K, no walks; Robbins, Blackwood 2 RBI each
5/22	@Maryland	W	15-1	3,162	Kown (9-1)	Clem (2-7)	37-17, 17-5	Kown: 6 IP, 0 R; Blackwood: 4 H, 3 RBI; Trapani: 4 H; Boggs: 3 H, 3 RBI
5/23	@Maryland	W	18-6	2,411	Hyde (5-2)	Bowen (4-4)	38-17, 18-5	GT clinches ACC Reg. Season Championship; Greene, Owings HR
5/26	vs Maryland ^	W	4-3	2,470	Burks (7-5)	Kane (1-8)	39-17, 18-5	Burks: 8 IP, 3 ER; Wagner SV; GT scores 4 in third inning; Blackwood: 2 RBI
5/27	vs Clemson (#22) ^	W	11-7 (13)	2,015	Goodman (4-1)	Hogan (2-3)	40-17, 18-5	CU scores 3 in B9 to tie game; GT scores 5 in T13; Owings: 8.2 IP
5/28	vs Florida State (#19) ^	W	13-4	3,298	Crews (2-0)	Hannon (8-6)	41-17, 18-5	GT breaks open 8-4 game with 5 runs in 8th; Remole: 4 RBI
5/29	vs Florida State (#19) ^	L	7-8	3,132	Walker (1-1)	Lynch (4-4)	41-18, 18-5	FSU's Eddy Martinez-Esteve hits two-run HR in B8 to give team lead
5/30	vs Florida State (#19) ^	L	17-5	1,424	Wood (1-2)	Sauls (6-4)	41-19, 18-5	FSU wins ACC Championship, outlits GT, 20-9
6/4	JACKSONVILLE STATE%	W	16-3	3,537	Burks (8-5)	Wynns (9-7)	42-19, 18-5	Patterson: 3-4, HR, 4 RBI; Remole 3-5, 3 RBI; Burks: 8 IP, 2 ER
6/5	TEXAS TECH%	W	9-3	2,889	Owings (9-2)	Thomas (3-8)	43-19, 18-5	Owings: 8 IP, 2 ER, 9 K; Blackwood, Robbins: HR, 3 RBI each
6/6	TEXAS TECH%	W	5-3	2,489	Kown (10-1)	McGowan (2-2)	44-19, 18-5	Kown: 7 IP, 1 R, 7 K; Greene: 3-5, HR; Boggs HR
6/11	GEORGIA@	L	5-7	4,157	Owings (9-3)	Dobbs (5-2)	44-20, 18-5	UGA scores 5 in 3rd; Nickeas: 3-4, HR
6/12	GEORGIA@	L	4,157	Burks (8-6)	Dobbs (4-1)	Burks (8-6)	44-21, 18-5	UGA's Jonathan Wyatt breaks 3-3 tie with 2-run HR in 8th

! - Kia Baseball Bash, Fullerton, Calif.; # - Spring Baseball Classic, Turner Field, Atlanta, Ga.; ^ - ACC Tournament, Salem, Va.; % - NCAA Atlanta Regional, Atlanta, Ga.; @ - NCAA Super Regional, Atlanta, Ga.




Season in Review

GEORGIA TECH Awards for 2004




Cameron Lane
Mr. Hustle Award

2004




Andrew Kown
Outstanding Pitcher

2004



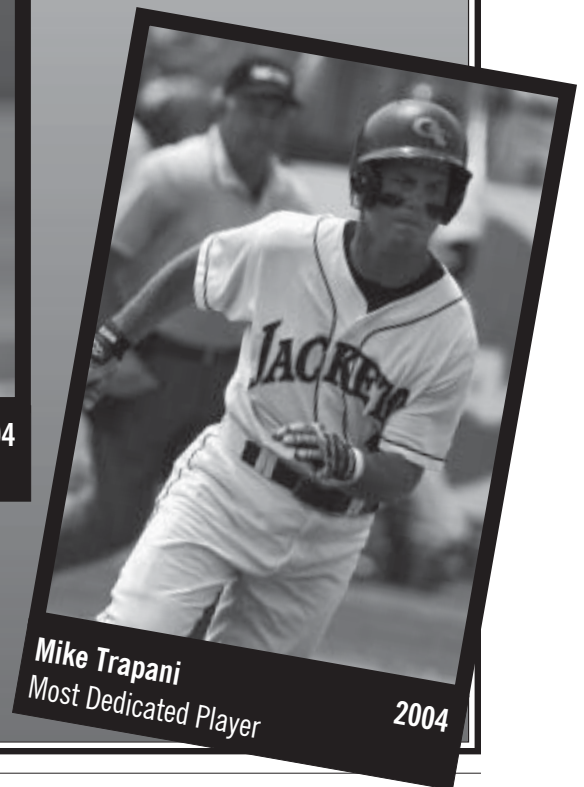
Jordan Crews
Outstanding Scholar-Athlete

2004



Wes Hodges
Rookie of the Year

2004



Mike Trapani
Most Dedicated Player

2004



2004 Statistics

Record: 44-21
 Home: 26-14; Away: 14-3; Neutral: 4-4; ACC: 18-5

Batting

Player	Avg.	GP-GS	AB	R	H	2B	3B	HR	RBI	TB	SLG%	BB	HBP	SO	GDP	OB%	SF	SH	SB-ATT	PO	A	E	FLD%
26 Steven Blackwood	.359	65-61	256	71	92	22	0	4	66	126	.492	29	9	37	5	.435	5	0	7-10	110	2	2	.982
21 Clifton Remole	.344	65-63	259	47	89	15	2	4	56	120	.463	23	2	26	6	.394	5	0	5-7	210	5	4	.982
3 Eric Patterson	.326	65-64	264	76	86	11	5	9	49	134	.508	52	0	54	0	.433	3	3	48-55	134	185	9	.973
15 Brandon Boggs	.322	65-65	255	68	82	14	1	9	58	125	.490	36	13	59	7	.428	2	1	11-19	142	6	5	.967
22 Micah Owings	.318	63-63	255	65	81	14	0	15	64	140	.549	30	4	70	6	.394	3	0	2-3	23	14	2	.949
14 Wes Hodges	.304	46-45	184	41	56	16	1	4	31	86	.467	19	7	25	4	.387	2	0	7-8	36	80	12	.906
11 Mike Nickeas	.279	60-57	226	42	63	11	1	8	33	100	.442	32	3	27	8	.370	4	1	1-3	462	22	5	.990
5 Tyler Greene	.273	64-64	256	55	70	18	1	7	52	111	.434	31	10	68	2	.371	2	2	16-21	91	189	11	.962
23 Tim Gustafson	1.000	3-0	1	1	1	0	0	0	0	1	1.000	0	0	0	0	1.000	0	0	0-0	2	5	0	1.000
4 John Goodman	.500	5-0	2	3	1	0	0	0	0	1	.500	2	1	1	0	.800	0	0	0-0	2	5	0	1.000
1 Mike Trapani	.418	32-22	79	22	33	5	0	4	17	50	.633	14	1	13	0	.511	0	3	2-4	18	37	6	.902
35 Jeff Kindel	.400	5-0	5	0	2	0	0	0	1	2	.400	0	0	0	0	.400	0	0	0-0	0	0	0	.000
2 Jake Hall	.333	23-8	33	8	11	4	0	0	5	15	.455	6	0	13	1	.436	0	0	0-0	6	0	0	1.000
12 Andy Hawranick	.330	37-26	103	24	34	7	1	2	18	49	.476	8	4	19	2	.397	1	0	1-2	182	23	2	.990
16 Whit Robbins	.313	54-38	144	34	45	10	1	2	39	63	.438	28	2	20	5	.421	4	0	4-6	309	27	6	.982
19 Jeremy Slayden	.286	9-9	35	7	10	1	0	1	8	14	.400	4	1	8	0	.366	1	0	0-0	11	0	0	1.000
6 Cameron Lane	.250	24-0	28	3	7	1	0	0	5	8	.286	0	1	8	1	.276	0	0	2-2	6	3	0	1.000
38 Ryan Stanley	.250	10-0	8	3	2	0	0	2	7	8	1.000	3	0	4	0	.417	1	0	0-0	6	0	1	.857
27 Lee Hyde	.250	4-1	4	1	1	0	0	0	0	1	.250	0	0	0	1	.250	0	0	0-0	2	3	1	.833
Totals	.319	65-65	2399	571	766	149	13	71	509	1154	.481	317	58	452	48	.406	33	10	106-140	1770	655	70	.972
Opponents	.267	65-65	2279	359	609	137	14	64	320	966	.424	226	57	521	51	.345	23	32	54-72	1711	658	109	.956

LOB - Team (535), Opp (488). **DPs turned** - Team (59), Opp (69). **IBB** - Team (12), Owings, M. 4, Blackwood, S. 2, Patterson, E. 2, Hodges, W. 1, Greene, T. 1, Robbins, W. 1, Boggs, B. 1, Opp (12). **Picked off** - Boggs, B. 4, Nickeas, M. 2, Greene, T. 2, Patterson, E. 1, Remole, C. 1, Hodges, W. 1.

Pitching

Pitcher	ERA	W-L	APP	GS	CG	SHO/CBO	SV	IP	H	R	ER	BB	SO	2B	3B	HR	BF	B/Avg	WP	HBP	BK	SFA	SHA
34 Jordan Crews	1.48	2-0	19	0	0	0/0	0	24.1	23	5	4	6	17	5	0	2	90	.256	1	3	0	0	1
31 Nick Wagner	2.22	1-1	19	0	0	0/0	3	28.1	29	11	7	10	14	6	0	0	106	.274	3	1	0	1	2
18 Ryan Self	3.24	0-1	26	0	0	0/0	2	16.2	11	9	6	5	14	2	0	2	54	.204	2	2	1	0	3
37 Andrew Kown	3.46	10-1	18	17	1	0/0	0	112.0	109	47	43	36	96	26	3	10	427	.255	10	4	1	2	5
39 Jared Hyatt	3.71	1-0	16	0	0	0/0	0	17.0	17	8	7	3	22	4	0	2	66	.258	2	0	0	1	0
22 Micah Owings	3.89	9-3	18	15	0	0/0	0	113.1	93	57	49	43	112	24	1	14	422	.220	4	11	0	3	3
32 Philip Perry	3.95	1-0	10	1	0	0/0	0	13.2	14	9	6	12	15	3	0	0	51	.275	2	1	0	1	1
20 Brian Burks	4.67	8-6	19	14	0	0/0	0	94.1	105	59	49	23	76	21	3	14	376	.279	2	12	0	1	6
27 Lee Hyde	5.73	5-2	16	9	0	0/0	0	48.2	53	38	31	20	47	15	0	6	191	.277	3	3	0	6	4
23 Tim Gustafson	6.23	0-0	14	0	0	0/0	0	21.2	30	17	15	7	15	5	3	2	91	.330	1	3	1	2	2
4 John Goodman	6.43	4-1	18	0	0	0/0	3	21.0	25	15	15	5	25	6	2	3	86	.291	3	1	0	0	0
29 Aaron Walker	6.75	1-1	20	0	0	0/0	0	18.2	25	14	14	6	12	5	0	2	73	.342	0	5	0	4	2
30 Blake Wood	7.84	1-2	15	4	0	0/0	0	31.0	40	30	27	14	23	9	0	4	131	.305	0	3	0	0	1
36 Ryan Turner	7.94	1-2	15	4	0	0/0	0	22.2	29	20	20	12	22	5	2	3	93	.312	2	5	1	2	1
7 Jason Neighborgall	27.00	0-1	9	1	0	0/0	1	6.2	6	20	20	24	11	1	0	0	22	.273	13	3	0	0	1
Totals	4.77	44-21	65	65	1	0/0	9	590.0	609	359	313	226	521	137	14	64	2279	.267	48	57	4	23	32
Opponents	7.59	21-44	65	65	3	0/0	10	570.1	766	571	481	317	452	149	13	71	2399	.319	57	58	22	33	10

PB - Team (6), Hawranick, A. 4, Nickeas, M. 2, Opp (12). **Pickoffs** - Team (6), Kown, A. 2, Burks, B. 1, Perry, P. 1, Hawranick, A. 1, Nickeas, M. 1, Opp (11). **SBA/ATT** - Nickeas, M. (27-38), Hawranick, A. (27-33), Kown, A. (12-16), Burks, B. (9-13), Owings, M. (8-10), Hyde, L. (4-6), Goodman, J. (5-5), Crews, J. (2-4), Perry, P. (3-3), Wood, B. (1-3), Walker, A. (3-3), Wagner, N. (3-3), Hyatt, J. (1-3), Self, R. (1-1), Gustafson, T. (1-1), Neighborgall (1-1).

Score by Innings

Inning	1	2	3	4	5	6	7	8	9	Ex	Tot.
Georgia Tech	72	65	72	58	67	70	67	66	23	11	571
Opponents	47	34	33	35	27	49	47	44	37	6	359

Attendance

Record	Site	Dates	Attendance	Average
44-21	Total	65	153,013	2,354
26-14	Home	40	75,139	1,878
18-7	Away/Neutral	25	77,874	3,114

Season in Review

Tech Batters

Game-by-Game Batting in 2004 [AB-R-H-RBI *HR]

Date	Opponent	Blackwood	Boggs	Greene	Goodman	Hall	Hawranick	Hodges	Lane	Nickeas	Owings	Patterson	Remole	Robbins	Slayden	Trapani
2/15	@Georgia Southern	4-3-3-3*	3-2-1-0	4-1-2-1	dnp	1-1-1-0	dnp	5-3-2-4*	2-0-1-2	4-1-0-1	3-0-1-0	5-1-1-0	5-1-2-2	1-0-0-0	5-1-0-0	0-1-0-0
2/15	@Georgia Southern	4-0-0-0	4-1-2-3*	5-1-2-0	dnp	dnp	2-0-1-0	5-0-1-1	1-1-0-0	1-0-0-0	4-0-0-0	4-0-1-1	5-1-2-0	dnp	3-1-1-0	dnp
2/18	SAVANNAH STATE	5-2-2-2	4-1-1-1	4-1-2-1	dnp	0-0-0-0	dnp	3-1-1-1	0-0-0-0	4-1-1-1	5-2-3-4*	4-3-3-0	4-2-1-2	0-0-0-0	4-0-0-1	0-0-0-0
2/20	VILLANOVA	4-0-1-1	4-0-2-0	4-0-1-1	dnp	dnp	dnp	3-0-1-0	dnp	4-0-0-0	0-1-0-0	3-2-2-3	4-1-1-0	2-0-0-0	3-1-0-0	dnp
2/21	VILLANOVA	0-1-0-1	2-2-2-1	3-1-1-2*	1-2-1-0	3-1-1-0	4-3-3-4*	2-3-2-0	2-0-0-1	4-0-0-0	4-0-1-2	3-0-0-1	2-2-1-0	2-1-0-0	6-2-4-3	1-1-1-1
2/22	VILLANOVA	4-0-0-0	4-0-2-0	3-0-0-0	dnp	dnp	dnp	3-0-1-0	dnp	4-0-0-0	4-1-1-0	4-1-2-0	3-1-2-3	dnp	3-1-2-1	dnp
2/27	vs. Southern California	3-0-0-0	4-0-1-0	2-1-1-0	dnp	dnp	0-0-0-0	4-1-1-1	1-0-0-0	4-0-1-0	4-0-0-0	5-0-1-0	4-0-1-1	dnp	4-0-1-0	dnp
2/28	@Cal State Fullerton	0-0-0-0	3-0-0-0	3-0-0-0	dnp	dnp	3-1-1-0	4-0-0-0	dnp	2-0-1-0	3-0-0-0	3-0-0-0	4-0-1-0	dnp	3-0-1-1	dnp
2/29	vs. Oklahoma	4-0-0-0	4-1-0-0	4-1-0-0	dnp	dnp	3-0-1-0	4-0-0-0	0-0-0-0	2-0-0-0	dnp	3-0-1-0	4-0-1-0	dnp	4-1-1-2*	dnp
3/2	@Auburn	4-1-1-0	3-0-0-0	4-0-0-0	dnp	2-0-0-0	dnp	4-0-3-0	inj	4-1-2-0	4-0-1-0	5-0-1-1	4-0-0-0	2-0-0-0	inj	dnp
3/5	RUTGERS	3-1-1-1	4-2-3-3*	5-0-1-0	dnp	dnp	dnp	3-0-2-2	inj	5-2-4-0	4-0-0-0	3-0-0-0	5-0-0-0	4-0-1-0	inj	dnp
3/6	RUTGERS	3-0-0-1	4-1-2-1	5-0-1-0	dnp	dnp	4-0-0-0	3-0-2-0	inj	4-1-1-1*	4-1-1-1	5-2-2-0	4-0-0-0	dnp	inj	dnp
3/7	RUTGERS	5-1-1-0	3-1-0-0	4-2-2-2*	dnp	dnp	dnp	3-2-3-3	inj	4-1-2-1	3-2-1-2*	4-2-2-0	5-1-2-1	4-1-2-1	inj	dnp
3/9	WESTERN CAROLINA	1-0-0-0	3-0-1-0	4-1-1-0	dnp	2-1-1-0	1-1-0-0	4-0-2-2	inj	3-0-0-0	4-0-0-0	4-0-1-0	4-0-0-0	1-1-1-1	inj	dnp
3/10	WESTERN CAROLINA	3-1-2-3	5-0-1-1	3-1-1-0	dnp	1-0-1-1	dnp	5-0-2-0	inj	4-1-1-0	3-1-1-0	4-1-2-0	4-0-0-0	3-0-0-0	inj	dnp
3/12	VIRGINIA	3-0-1-0	3-2-2-1*	2-0-0-0	dnp	3-0-0-0	dnp	4-0-0-0	inj	4-1-2-1	4-0-1-1	4-0-0-0	4-0-0-0	dnp	inj	dnp
3/13	VIRGINIA	4-0-2-0	2-0-0-0	4-0-2-1	dnp	dnp	dnp	3-0-0-0	inj	3-0-0-0	2-0-0-0	3-0-0-0	2-0-0-0	4-1-1-0	inj	dnp
3/14	VIRGINIA	5-0-2-0	5-0-1-2	3-1-2-3*	dnp	5-1-2-0	3-1-1-0	5-0-1-0	inj	5-1-3-0	dnp	2-1-0-0	2-0-0-0	0-0-0-0	inj	1-0-0-0
3/16	PURDUE	4-1-1-0	3-2-2-0	2-3-1-2	dnp	dnp	dnp	4-1-0-0	1-0-0-0	4-2-2-0	5-1-3-5*	4-0-1-0	4-0-1-0	2-2-2-3	inj	0-1-0-0
3/17	PURDUE	5-4-5-0	4-1-1-3	5-2-2-4*	dnp	dnp	5-1-3-1	4-2-0-0	dnp	2-2-1-2*	5-2-2-3*	6-1-2-1	4-2-2-0	1-1-1-2	inj	dnp
3/19	@Wake Forest	5-0-1-0	4-2-2-0	4-0-1-2	dnp	dnp	dnp	4-0-2-1	dnp	5-1-0-0	5-1-2-2*	4-2-3-3*	5-1-2-0	3-2-0-0	inj	dnp
3/20	@Wake Forest	5-0-2-2	4-1-2-0	3-0-1-0	dnp	dnp	dnp	5-1-2-0	dnp	4-0-0-0	4-1-2-1	5-1-3-0	4-0-1-0	4-0-1-1	inj	dnp
3/21	@Wake Forest	4-2-1-1	4-2-1-0	5-1-2-1	dnp	dnp	4-1-0-0	4-2-3-1*	dnp	5-1-4-0	4-1-1-2*	4-0-1-0	5-0-0-1	dnp	inj	dnp
3/24	@Georgia	4-0-0-0	5-0-0-0	3-1-1-0	dnp	1-0-0-0	3-0-0-0	4-0-1-1	0-1-0-0	2-0-1-0	4-1-2-1*	5-1-3-2	1-0-0-0	0-0-0-0	inj	dnp
3/27	GEORGIA SOUTHERN	3-1-1-1	4-0-3-4	5-0-1-0	dnp	1-0-0-0	dnp	4-1-1-1	2-0-0-0	5-0-1-1	5-1-3-1	5-3-3-0	5-0-3-0	2-1-0-0	inj	dnp
3/28	GEORGIA SOUTHERN	5-3-3-3	3-2-2-1	5-1-2-3	1-0-0-0	1-0-0-0	4-0-1-0	4-2-1-0	1-0-0-0	dnp	4-3-4-1	4-2-2-0	5-0-1-2	4-0-1-1	inj	1-0-1-0
3/30	AUBURN	3-3-2-1	5-2-3-2	3-1-0-0	dnp	1-1-1-2	dnp	5-2-1-1	2-1-0-0	5-2-2-1	6-3-3-6**	5-2-2-0	4-2-2-3	4-0-2-2	inj	1-0-0-0
4/2	MIAMI	3-4-1-2	4-2-1-0	4-1-2-4	dnp	1-0-0-0	dnp	4-1-3-2	1-0-0-0	3-2-1-4*	3-3-1-1	6-2-2-0	5-2-1-1	4-0-1-0	inj	dnp
4/3	MIAMI	3-1-1-1	4-1-0-0	5-1-1-2	dnp	dnp	dnp	5-1-2-0	dnp	4-2-2-1	5-0-1-1	4-1-1-0	3-0-3-1	4-0-1-1	inj	dnp
4/4	MIAMI	5-1-1-1	5-2-3-2	5-1-1-0	dnp	dnp	3-1-2-0	6-1-0-0	dnp	4-2-1-1	6-1-2-2*	5-1-2-3*	5-2-5-3*	1-1-1-0	inj	dnp
4/6	@Georgia State	4-2-1-0	3-2-1-0	6-1-2-1*	dnp	0-1-0-0	7-3-3-3	3-4-2-0	3-0-1-1	3-2-1-3*	4-4-2-5*	3-2-1-1	5-0-3-6	2-1-1-1	inj	1-2-1-1
4/9	NORTH CAROLINA	4-0-1-0	3-2-1-2*	4-0-1-0	dnp	dnp	dnp	4-2-3-2	dnp	3-0-0-1	4-1-1-1*	5-1-1-0	4-0-1-1	2-1-0-0	inj	dnp
4/10	NORTH CAROLINA	3-1-2-1	4-1-1-0	2-0-0-1	dnp	dnp	dnp	3-1-0-0	dnp	3-2-1-0	3-1-1-0	5-0-0-0	4-1-1-1	3-1-1-1	inj	dnp
4/11	NORTH CAROLINA	4-2-2-2	5-0-1-2	3-3-2-0	dnp	dnp	4-2-3-2	5-0-1-2	dnp	5-1-0-0	4-1-0-0	3-3-3-5*	5-1-1-0	dnp	inj	dnp
4/14	GEORGIA	3-1-1-1	4-1-0-0	3-0-1-0	dnp	dnp	1-0-0-0	4-0-1-0	dnp	3-0-0-0	5-2-3-0	3-1-0-0	4-0-1-0	4-0-1-2	inj	dnp
4/16	WASHINGTON	4-2-2-0	4-0-1-1	5-1-1-2	dnp	dnp	4-1-1-2	5-0-0-1	dnp	3-0-0-1	5-2-2-0	4-1-1-0	2-1-2-0	dnp	inj	dnp
4/17	WASHINGTON	4-1-1-0	4-0-1-0	4-1-1-0	dnp	dnp	2-0-0-0	3-0-1-0	dnp	3-0-1-0	4-1-2-1	2-0-1-1	3-0-0-0	2-0-0-0	inj	0-0-0-0
4/18	WASHINGTON	4-0-1-0	5-0-1-1	3-1-1-0	dnp	0-0-0-0	2-0-0-0	3-0-0-0	1-0-0-0	2-1-1-1*	4-0-0-0	3-0-1-0	1-0-0-0	2-0-0-0	inj	inj
4/20	WINTHROP	3-0-0-1	7-2-1-0	5-1-1-0	dnp	dnp	3-0-1-0	7-3-3-1*	2-0-0-0	6-0-1-0	7-0-2-2	6-1-1-1*	6-0-1-0	1-0-1-0	inj	dnp
4/23	@Florida State	5-2-3-3	3-3-2-5*	3-1-1-0	dnp	dnp	2-1-0-0	4-1-0-0	dnp	5-0-0-0	3-1-1-1	4-1-1-0	5-0-2-1	2-1-0-0	inj	0-0-0-0
4/24	@Florida State	4-2-2-2*	5-0-1-2	5-2-2-3	dnp	dnp	4-1-0-0	inj	dnp	4-1-1-1	3-1-1-0	4-3-2-1	4-1-3-1	0-0-0-0	inj	3-1-1-0
4/25	@Florida State	3-1-1-1	4-1-0-0	5-0-1-0	dnp	dnp	dnp	inj	dnp	3-0-1-0	3-2-1-2*	3-1-0-0	5-2-2-0	2-0-0-2	inj	4-0-1-1
5/2	@NC State	4-1-0-0	3-2-1-0	5-0-0-0	dnp	dnp	dnp	4-0-0-0	dnp	4-0-1-0	4-0-2-1	4-0-1-1	3-2-2-2*	4-1-1-1	inj	dnp
5/2	@NC State	3-1-1-3	4-0-3-2	4-0-0-0	dnp	dnp	3-1-2-0	3-2-2-1	dnp	dnp	4-1-2-0	4-2-1-0	4-0-0-1	4-0-0-0	inj	dnp
5/7	DUKE	5-0-2-1	4-0-1-0	3-3-2-1	dnp	dnp	dnp	6-0-1-1	dnp	4-1-1-0	5-0-1-0	4-1-1-3*	5-2-2-0	3-2-2-2	inj	dnp
5/8	DUKE	5-1-3-2	4-0-0-0	4-0-1-0	dnp	dnp	4-1-1-0	4-1-1-1	dnp	4-0-0-0	4-0-0-0	3-4-3-4*	4-0-0-0	3-2-2-0	inj	dnp
5/9	DUKE	4-1-1-1	4-2-2-2	inj	dnp	1-1-1-0	dnp	4-1-0-0	1-0-0-0	5-0-1-0	3-1-1-0	3-2-0-0	4-2-3-1	3-2-3-3	inj	4-1-2-4*
5/11	vs. Georgia	4-2-1-2	4-2-2-0	4-0-0-1	dnp	1-0-0-0	1-0-1-0	2-2-1-1	1-0-1-0	3-0-1-2	5-1-1-2	5-2-2-0	4-1-3-2	4-1-1-0	inj	1-1-0-0
5/14	CLEMSON	5-1-3-2	4-1-2-3*	3-2-0-0	dnp	dnp	dnp	inj	dnp	4-0-1-0	4-2-1-1	4-1-1-1	3-0-1-1	4-0-1-0	inj	4-1-2-0
5/15	CLEMSON	4-1-0-0	5-3-2-3*	4-1-0-0	dnp	dnp	3-2-1-3	inj	dnp	4-1-2-0	3-1-0-0	3-1-0-0	4-1-3-1	dnp	inj	4-0-0-0
5/16	CLEMSON	4-2-2-0	5-1-0-1	4-1-1-0	dnp	3-1-2-0	dnp	inj	dnp	4-2-2-0	4-2-2-2	4-1-0-0	4-0-2-2	0-0-0-1	inj	2-0-1-1
5/18	GEORGIA STATE	5-3-2-1	3-3-3-1*	4-1-1-0	0-0-0-0	1-0-0-0	5-1-3-2	inj	2-0-1-1	4-0-0-0	4-3-3-3*	4-1-1-1*	2-1-2-2	0-0-0-0	inj	4-0-2-1
5/21	@Maryland	5-1-0-2	4-1-2-0	3-1-1-0	dnp	dnp	dnp	inj	dnp	4-1-1-1	5-1-1-1	5-2-0-1	5-1-1-1	3-1-2-2	inj	4-1-2-1*
5/22	@Maryland	6-2-4-3	4-3-3-3	5-2-1-2	dnp	1-0-1-2	5-0-0-0	inj	1-0-1-0	0-0-0-0	5-2-1-0	5-2-2-0	5-1-3-1	3-0-0-0	inj	5-3-4-2*
5/23	@Maryland	6-2-4-3	3-1-1-0	6-2-3-5*	0-1-0-0	2-0-0-0	2-0-1-0	inj	2-0-0-0	4-1-1-0	4-2-3-2*	4-3-3-4	3-1-1-1	6-3-3-2	inj	2-1-1-1
5/26	vs Maryland	4-0-1-2	4-0-1-0	3-1-1-0	dnp	dnp	dnp	inj	dnp	4-0-0-0	3-0-1-1	3-1-2-1	3-0-2-0	2-1-0-0	inj	3-1-1-0
5/27	vs Clemson	5-2-2-0	3-2-0-0	6-0-1-0	dnp	dnp	1-0-0-0	inj	0-0-0-0	5-1-2-1	7-2-2-2	7-1-2-1	6-2-2-3	5-0-2-2	inj	6-1-3-1*
5/28	vs Florida State	5-2-3-2	4-1-0-1	5-2-3-2	dnp	dnp	4-1-2-1	inj	dnp	dnp	3-2-1-0	5-1-1-0	5-1-2-4	5-2-1-1	inj	4-1-2-1
5/29	vs Florida State	5-1-3-2*	3-0-0-0	5-0-0-0	dnp	dnp	dnp	inj	dnp	4-2-2-2*	3-0-0-0	4-2-1-1	3-1-0-0	4-0-2-0	inj	4-1-1-0
5/30	vs Florida State	4-0-2-0	4-1-1-0	3-1-1-1	dnp	1-0-0-0	1-0-1-0	inj	1-0-1-0	4-1-1-1	5-0-0-0	4-1-0-0	4-1-1-0	4-1-1-2	inj	2-0-0-0
6/4	JACKSONVILLE STATE	4-3-1-0	3-2-2-1	6-2-1-1	0-0-0-0	1-0-0-0	1-0-0-0	inj	1-0-1-0	6-0-2-1	5-1-2-1	4-2-3-4*	5-3-3-3*	5-2-3-2*	inj	5-1-2-1
6/5	TEXAS TECH	4-1-2-3*	5-0-0-1	3-1-1-0	dnp	dnp	dnp	inj	dnp	4-1-2-2*	5-1-2-0	5-1-3-0	4-2-1-0	4-1-2-3*	inj	4-1-2-0
6/6	TEXAS TECH	4-1-1-0	5-2-2-													



Tech Pitchers

Game-by-Game Pitching in 2004 (Returning in 2005)

Jordan Crews

Date	Opp.	S/R	W/L	IP	H	R	ER	BB	SO	NP
2/15	Ga. Southern	R	—	0.1	1	0	0	0	0	3
2/21	Villanova	R	—	1.0	0	0	0	1	0	18
2/27	USC	R	—	1.0	0	0	0	0	1	8
3/7	Rutgers	R	—	0.1	1	0	0	0	1	12
3/10	Western Carolina	R	—	1.0	2	1	1	0	1	13
3/17	Purdue	R	W	0.1	3	1	0	0	0	12
4/6	Georgia State	R	—	1.0	0	0	0	0	0	13
4/18	Washington	R	—	1.0	1	0	0	0	0	6
4/23	Florida State	R	—	1.2	0	0	0	2	14	4/20
5/9	Duke	R	—	1.0	0	0	0	0	1	9
5/11	Georgia	R	—	1.0	0	0	0	0	1	10
5/18	Georgia State	R	—	1.0	1	0	0	0	1	17
5/21	Maryland	R	—	2.0	2	0	0	0	0	26
5/27	Clemson (ACC)	R	—	0.2	0	0	0	1	2	10
5/28	Florida State (ACC)	R	W	4.2	2	0	0	1	1	47
5/29	Florida State (ACC)	R	—	0.2	2	1	1	0	2	15
6/5	Texas Tech (NCAA)	R	—	1.0	2	0	0	0	2	23
6/6	Texas Tech (NCAA)	R	—	2.0	3	2	2	2	0	29

Jared Hyatt

Date	Opp.	S/R	W/L	IP	H	R	ER	BB	SO	NP
2/18	Savannah State	R	—	1.0	0	0	0	0	0	1
2/20	Villanova	R	—	0.1	1	0	0	1	0	14
2/27	USC	R	—	0.2	1	1	1	0	0	6
3/10	Western Carolina	R	—	1.0	0	0	0	0	1	9
3/14	Virginia	R	—	0.1	0	0	0	0	0	2
4/2	Miami	R	—	1.0	0	0	0	0	2	12
4/6	Georgia State	R	—	1.0	0	0	0	0	2	14
4/18	Washington	R	—	2.0	2	0	0	0	3	31
4/20	Winthrop	R	W	2.2	1	0	0	0	3	27
4/25	Florida State	R	—	0.1	2	1	1	0	0	10
5/9	Duke	R	—	1.0	2	1	1	1	2	30
5/11	Georgia	R	—	1.0	1	2	2	1	2	19
5/18	Georgia State	R	—	1.0	1	0	0	0	1	13
5/22	Maryland	R	—	1.0	1	1	0	0	0	16
5/30	Florida State (ACC)	R	—	1.2	5	2	2	0	3	41
6/4	Jax State (NCAA)	R	—	1.0	0	0	0	0	2	11

Lee Hyde

Date	Opp.	S/R	W/L	IP	H	R	ER	BB	SO	NP
2/21	Villanova	R	—	1.0	0	0	0	0	2	11
2/27	USC	R	—	1.0	1	2	1	2	0	22
2/29	Oklahoma	R	—	1.0	1	0	0	0	0	13
3/2	Auburn	R	—	1.0	0	0	0	2	2	22
3/6	Rutgers	R	L	2.0	1	2	2	2	3	32
3/10	Western Carolina	R	—	2.2	4	2	2	1	0	42
3/16	Purdue	S	W	5.0	4	2	0	1	5	78
3/24	Georgia	S	—	5.1	5	3	3	1	5	82
3/30	Auburn	S	W	5.0	5	4	2	5	4	90
4/4	Miami	R	—	1.0	4	3	2	0	1	31
4/11	North Carolina	S	W	5.0	7	6	6	2	8	86
4/16	Washington	S	L	2.0	6	4	4	1	2	44
5/11	Georgia	S	—	3.1	4	3	3	0	5	58
5/18	Georgia State	S	W	4.0	3	1	1	1	4	58
5/23	Maryland	S	W	5.0	4	3	2	0	5	68
5/29	Florida State (ACC)	S	—	4.1	4	3	3	2	1	87

Jason Neighborgall

Date	Opp.	S/R	W/L	IP	H	R	ER	BB	SO	NP
2/18	Savannah State	R	—	1.0	0	3	3	5	2	36
2/22	Villanova	R	S	1.0	0	0	0	1	3	19
2/29	Oklahoma	R	—	0.0	1	2	2	2	0	17
3/10	Western Carolina	S	L	1.1	1	5	5	4	1	48
3/16	Purdue	R	—	1.0	1	0	0	0	1	7
3/27	Ga. Southern	R	—	0.0	0	2	2	2	0	11
4/6	Georgia State	R	—	1.0	1	0	0	1	2	26
4/18	Washington	R	—	0.1	0	5	5	7	0	38
5/30	Florida State (ACC)	R	—	1.0	2	3	3	2	2	32

Ryan Self

Date	Opp.	S/R	W/L	IP	H	R	ER	BB	SO	NP
2/15	Ga. Southern	R	S	0.1	0	0	0	0	0	3
2/22	Villanova	R	—	0.2	1	0	0	0	0	12
2/27	USC	R	—	0.1	1	2	2	0	0	13
3/6	Rutgers	R	—	0.1	0	0	0	0	1	4
3/7	Rutgers	R	—	1.0	0	0	0	0	1	5
3/9	Western Carolina	R	—	1.0	0	0	0	0	0	6
3/10	Western Carolina	R	—	0.2	0	0	0	0	0	6
3/12	Virginia	R	—	1.1	0	0	0	0	2	12
3/13	Virginia	R	L	0.1	1	1	1	0	0	5
3/14	Virginia	R	—	0.1	1	0	0	0	0	9
3/17	Purdue	R	—	0.2	2	2	0	0	0	15
3/19	Wake Forest	R	S	0.1	0	0	0	0	0	4
3/27	Ga. Southern	R	—	0.2	0	0	0	0	0	4
3/30	Auburn	R	—	2.0	1	0	0	0	4	35

4/4	Miami	R	—	0.0	0	1	0	2	0	10
4/6	Georgia State	R	—	1.0	0	0	0	0	1	19
4/9	North Carolina	R	—	2.0	0	0	0	0	2	17
4/11	North Carolina	R	—	0.1	1	1	1	1	0	11
4/16	Washington	R	—	0.1	0	0	0	0	0	5
4/20	Winthrop	R	—	0.0	1	0	0	0	0	2
4/25	Florida State	R	—	0.0	1	1	1	0	0	7
5/8	Duke	R	—	0.0	0	1	1	1	0	5
5/18	Georgia State	R	—	1.0	1	0	0	1	1	18
5/22	Maryland	R	—	1.0	0	0	0	0	1	8
5/27	Clemson (ACC)	R	—	0.1	0	0	0	0	0	1
5/30	Florida State (ACC)	R	—	0.2	0	0	0	0	1	9

Ryan Turner

Date	Opp.	S/R	W/L	IP	H	R	ER	BB	SO	NP
2/15	Ga. Southern	R	—	1.0	0	0	0	0	3	18
2/22	Villanova	R	—	1.0	0	0	0	0	2	15
2/28	Cal St. Fullerton	R	—	0.1	0	0	0	1	0	5
3/2	Auburn	S	L	3.0	7	5	5	2	5	79
3/9	Western Carolina	S	W	7.0	6	3	3	0	5	105
3/14	Virginia	R	—	0.0	1	0	0	0	0	4
3/17	Purdue	S	—	2.0	6	7	7	1	4	52
3/27	Ga. Southern	R	L	0.0	2	1	1	1	0	13
4/6	Georgia State	S	—	3.0	3	3	3	4	2	71
4/18	Washington	R	—	0.2	1	0	0	0	0	7
5/9	Duke	R	—	1.0	0	0	0	0	0	5
5/11	Georgia	R	—	1.0	2	0	0	0	1	18
5/15	Clemson	R	—	1.0	0	0	0	0	0	13
5/23	Maryland	R	—	1.0	0	0	0	1	0	17
5/30	Florida State (ACC)	R	—	0.2	1	1	1	2	0	19

Blake Wood

2004	Opp.	S/R	W/L	IP	H	R	ER	BB	SO	NP
2/15	Ga. Southern	R	—	1.0	4	3	3	1	2	30
2/21	Villanova	R	—	1.0	1	0	0	0	3	16
2/29	Oklahoma	R	—	1.0	1	0	0	0	0	12
3/2	Auburn	R	—	3.0	2	1	1	1	3	48
3/5	Rutgers	R	—	1.0	2	1	1	0	0	21
3/14	Virginia	R	L	2.0	4	4	4	0	3	33
3/19	Wake Forest	R	—	1.2	2	0	0	0	0	23
3/27	Ga. Southern	R	—	0.2	1	3	3	2	1	28
4/3	Miami	R	—	1.0	2	1	1	0	1	14
4/14	Georgia	S	—	3.2	4	4	1	1	1	67
4/20	Winthrop	S	—	5.0	4	3	3	3	2	76
5/9	Duke	S	W	5.0	4	2	2	2	3	88
5/18	Georgia State	R	—	2.0	2	2	2	1	2	29
5/23	Maryland	R	—	1.0	1	1	1	1	0	17
5/30	Florida State (ACC)	S	L	2.0	6	5	5	2	2	45

(ACC) — ACC Tournament
 (NCAA) — NCAA Regional
 (NCAA SR) — NCAA Super Regional
 (CWS) — College World Series

John Goodman

Date	Opp.	S/R	W/L	IP	H	R	ER	BB	SO	NP
2/15	Ga. Southern	R	W	1.1	1	0	0	0	1	22
2/20	Villanova	R	S	1.2	0	0	0	1	3	24
2/29	Oklahoma	R	—	1.0	0	0	0	0	2	20
3/2	Auburn	R	—	1.0	0	0	0	0	1	11
3/5	Rutgers	R	W	2.0	1	0	0	0	4	27
3/7	Rutgers	R	—	1.0	1	0	0	0	0	12
3/9	Western Carolina	R	S	1.0	0	0	0	0	3	13
3/13	Virginia	R	—	0.2	1	0	0	0	1	13
3/14	Virginia	R	—	0.1	2	2	2	0	0	11
3/17	Purdue	R	S	2.0	0	0	0	0	3	22
3/19	Wake Forest	R	W	1.2	3	4	4	1	1	35
3/27	Ga. Southern	R	—	0.1	3	1	1	0	1	10
4/3	Miami	R	L	1.1	3	4	4	1	0	16
4/18	Washington	R	—	1.0	2	3	3	1	1	25
4/24	Florida State	R	—	1.0	1	0	0	0	1	14
5/9	Duke	R	—	1.0	2	0	0	1	1	21
5/22	Maryland	R	—	1.0	2	0	0	0	1	16
5/27	Clemson (ACC)	R	W	2.2	3	1	1	0	1	34

Tim Gustafson

Date	Opp.	S/R	W/L	IP	H	R	ER	BB	SO	NP
2/21	Villanova	R	—	1.0	1	0	0	0	1	12
3/7	Rutgers	R	—	1.0	3	2	2	1	0	23
3/10	Western Carolina	R	—	2.1	2	1	1	1	0	34
3/17										