



2014 @GEORGIA TECH FB NOTES

Georgia Tech Athletic Association Communications & Public Relations • 150 Bobby Dodd Way NW • Atlanta, GA 30332 • RamblinWreck.com
Primary Contact: Chris Yandle, Assistant AD • Office: 404-894-6283 • Cell: 404-702-7886 • Email: cyandle@athletics.gatech.edu • @ChrisYandle
Secondary Contact: Mike DeGeorge • Office: 404-894-5445 • Cell: 404-263-9478 • Email: mdegeorge@athletics.gatech.edu • @MikeDeGeorge
Tertiary Contact: Brittany McCormick • Office: 404-894-5445 • Cell: 908-839-7274 • Email: bmcormick@athletics.gatech.edu • @britt_mccormick

FINAL RANKINGS: 7 (COACHES), 8 (AP)

GEORGIA TECH
YELLOW JACKETS (11-3, 6-2 ACC)



2014 SCHEDULE / RESULTS

11-3 overall • 6-2 ACC • 5-1 home • 5-1 road • 1-1 neutral

AUGUST 30	WOFFORD	W, 38-19
SEPTEMBER 6	at TULANE	W, 38-21
SEPTEMBER 13	GEORGIA SOUTHERN	W, 42-38
SEPTEMBER 20	at VIRGINIA TECH ACC	W, 27-24
OCTOBER 4 (#GTWHITEOUT)	MIAMI ACC	W, 28-17
OCTOBER 11	DUKE ACC	L, 25-31
OCTOBER 18	at NORTH CAROLINA ACC	L, 43-48
OCTOBER 25	at PITTSBURGH ACC	W, 56-28
NOVEMBER 1 (HOMECOMING)	VIRGINIA ACC	W, 35-10
NOVEMBER 8	at NC STATE ACC	W, 56-23
NOVEMBER 15	19 CLEMSON ACC	W, 28-6
NOVEMBER 29	9 GEORGIA	W, 30-24 OT
2014 DR PEPPER ACC CHAMPIONSHIP GAME		
DECEMBER 6 (CHARLOTTE, N.C.)	4 FLORIDA STATE	L, 35-37
2014 CAPITAL ONE ORANGE BOWL		
DECEMBER 31 (MIAMI GARDENS, FLA.)	7 MISSISSIPPI STATE	W, 49-34

#5THINGS

COMING UP ORANGES

After capturing the ACC Coastal Division crown, Georgia Tech, who made its seventh Orange Bowl appearance, posted a 49-34 win over Mississippi State on New Year's Eve. It was the Yellow Jackets' first Orange Bowl win since 1952.

TOP 10 FIRST SINCE 1990

Georgia Tech finished ranked in the final top 10 of both the AP (No. 8) and USA TODAY Coaches (No. 7) polls for the first time since 1990. It is the eighth time in program history that Georgia Tech has finished in the top 10 of the final coaches poll and the ninth time its finished in the top 10 of the AP poll.

POSTSEASON FORMULA


Paul Johnson has led his teams to either the FCS playoffs or an FBS bowl game in 17 of his 18 years as a college football head coach. The only season that a Johnson-led team did not make the postseason was 2002, his first at Navy. Johnson led Navy to the 2007 Poinsettia Bowl, but he did not coach in the bowl game after taking the Georgia Tech job.

THE RUSHING KINGS

For the second time in five seasons, Georgia Tech led FBS in rushing offense. The Jackets averaged a school-record 342.1 yards per game. Tech has ranked in the top six nationally in rushing offense in each of Paul Johnson's seven seasons. Georgia Tech also leads the nation with 14 straight games of 200+ rushing yards.

BOWL STREAK-ING

With Georgia Tech's appearance in the 2014 Capital One Orange Bowl, the Yellow Jackets' streak of consecutive bowl appearances now stands at 18, which is tied for the second-longest active streak in the nation.



Orange Bowl MVP Justin Thomas



WHEN OPPORTUNITY KNOCKS

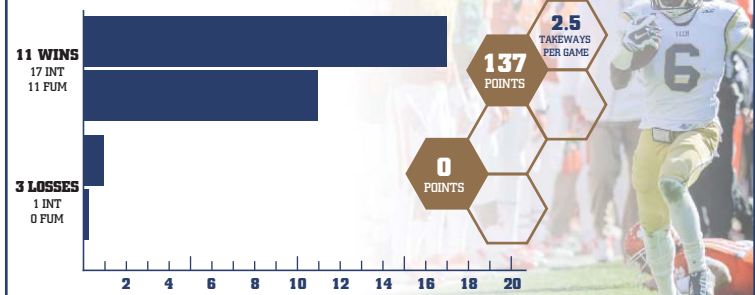
41 of Georgia Tech's 137 points off turnovers have come via a defensive TD. Georgia Tech has converted 21 of its 29 takeaways into points (19 TD, 2 FG).



👍 Touchdown 🏈 Field Goal 🙅 No Points 🙋 Defensive TD

TAKEAWAYS CHART

Georgia Tech's opportunistic defense recorded 28 takeaways in the Yellow Jackets' 11 wins, resulting in 137 points off turnovers. Tech finished second in the nation with a school-record six defensive touchdowns in 2014.



GEORGIA TECH RECORDS SET IN 2014

TEAM RECORDS, SEASON

GENERAL

Most Games Played: 14 (tied)
 Most Points Scored: 530
 Most Touchdowns: 72
 Most Interception Return Touchdowns: 5

RUSHING

Most Rushing Yards: 4,789
 Most Rushing Yards Per Game: 342.1
 Most Rushing Yards Per Attempt: 6.06

PASSING

Most Yards Per Pass Completion: 17.75 (200+ attempts)

TOTAL OFFENSE

Most Total Offense Yards: 6,671
 Most First Downs: 350
 Most First Downs by Rushing: 259

KICKING/PUNTING

Most PATs Made: 65
 Most PATs Attempted: 66

TEAM RECORDS, GAME

RUSHING

Most Rushing Yards (ACC): 479 at NC State, Nov. 8, 2014
 Most Rushing Yards (Orange Bowl): 452 vs. Miss. State, Dec. 31, 2014

TOTAL OFFENSE

Most First Downs by Rushing: 24 at NC State, Nov. 8, 2014 (tied)

DEFENSE

Most Opponent Fumbles Recovered: 6 at Pitt, Oct. 25, 2014 (tied)*
 Most Opponent Fumbles Recovered (ACC): 6 at Pitt, Oct. 25, 2014

INDIVIDUAL RECORDS, SEASON

RUSHING

Most Rushing Yards by QB: 1,086 by Justin Thomas

KICKING

Most PATs Made: 65 by Harrison Butker

INDIVIDUAL RECORDS, CAREER

DEFENSE

Most Tackles by DB: 283 by Isaiah Johnson

* - tied *FBS* single-game record

GEORGIA TECH SEASON HONORS

FREDDIE BURDEN, C

All-ACC, honorable mention (media)

BRYAN CHAMBERLAIN, OT

All-ACC, honorable mention (media)

P.J. DAVIS, LB

All-ACC, honorable mention (media)
 ACC Linebacker of the Week (Sept. 22, Nov. 17)

SYNJYN DAYS, B-BACK

All-ACC, honorable mention (coaches, media)
 ACC Offensive Back of the Week (Nov. 10)
 Medal of Honor Bowl participant

KeSHUN FREEMAN, DE

Freshman All-America (*Phil Steele, USA TODAY*)
 True Freshman All-America (ESPN, 247Sports)
 All-ACC, honorable mention (media)
 ACC Defensive Lineman of the Week (Nov. 3)

JAMAL GOLDEN, DB

All-ACC, third team (*Phil Steele, coaches, media*)
 All-ACC, honorable mention (media) - specialist

ADAM GOTSIS, DL

All-ACC, second team (*Phil Steele, coaches, media*)

ISAIAH JOHNSON, DB

ACC Defensive Back of the Week (Oct. 27)

PAUL JOHNSON

ACC Coach of the Year (media, coaches)

ZACH LASKEY, B-BACK

All-ACC, second team (*Phil Steele, coaches, media*)

SHAQUILLE MASON, OL

All-America, first team (*USA TODAY*)
 All-America, second team (SI, FWAA, *Phil Steele*)
 All-America, third team (AP)
 All-Bowl Team (AP)
 All-ACC (ESPN)
 All-ACC, first team (*Phil Steele*)
 All-ACC, second team (coaches, media)
 ACC Offensive Lineman of the Week (Oct. 6, Nov. 10)
 ACC Co-Offensive Lineman of the Week (Dec. 1)
 Senior Bowl participant

QUAYSHAWN NEALY, LB

All-ACC, second team (*Phil Steele, media*)
 All-ACC, third team (coaches)
 ACC Linebacker of the Week (Nov. 10)
 East-West Shrine Game participant

DeANDRE SMELTER, WR

All-ACC, second team (*Phil Steele, coaches*)
 All-ACC, third team (media)
 ACC Receiver of the Week (Nov. 17)

JUSTIN THOMAS, QB

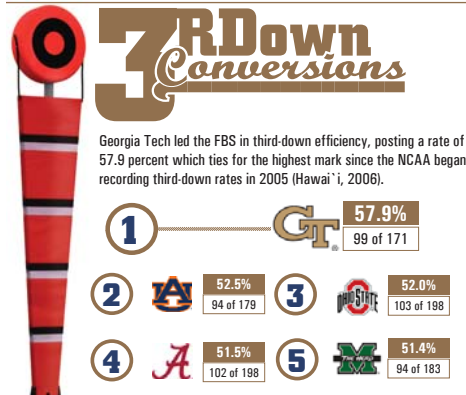
All-ACC, second team (*Phil Steele, coaches*)
 All-ACC, third team (media)
 ACC Offensive Back of the Week (Sept. 22)
 Orange Bowl MVP

DARREN WALLER, WR

East-West Shrine Game participant

D.J. WHITE, DB

All-ACC, honorable mention (media)
 ACC Defensive Back of the Week (Dec. 1)



GEORGIA TECH ALLOWED AN ACC-LOW 11 SACKS IN 14 GAMES, THIRD-FEWEST IN FBS.



#JT1K AND COUNTING



QB Justin Thomas rushed for a career-high 1,086 rushing yards – the most by a Georgia Tech QB in a single season. He became only the second Georgia Tech QB to rush for 1,000 yards in a season.

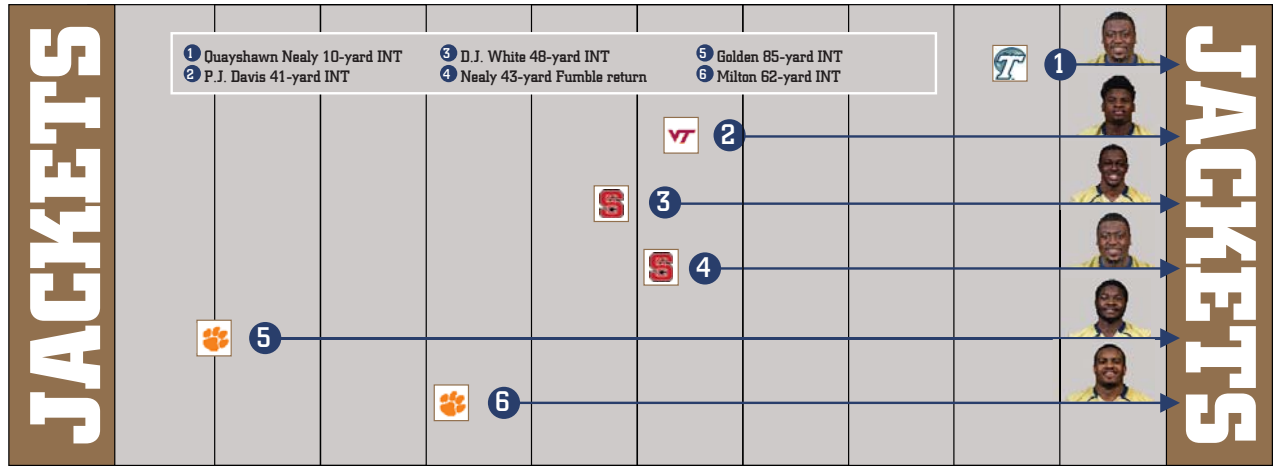
Thomas will enter the 2015 season ranked 33rd on Georgia Tech's career rushing list with 1,320 yards.

11-WIN SEASONS

YEAR	COACH	RECORD	BOWL / POSTSEASON
1951	Bobby Dodd	11-0-1	Orange Bowl
1952	Bobby Dodd	12-0	Sugar Bowl / Co-National Champions
1990	Bobby Ross	11-0-1	Citrus Bowl / National Champions
2009	Paul Johnson	11-3	Orange Bowl
2014	PAUL JOHNSON	11-3	ORANGE BOWL

With its 49-34 win over Mississippi State in the 2014 Capital One Orange Bowl, the Georgia Tech Yellow Jackets secured the program's fifth 11-win season – the second under head coach Paul Johnson. Three of Tech's five 11-win seasons have ended with a trip to the Orange Bowl (1951, 2009, 2014).





DEFENSIVE OPPORTUNITY Georgia Tech finished tied for second nationally with six defensive TDs this season – tops among ACC schools. Tech tallied a school-record five interception returns for TD. Five different Yellow Jackets have scored a defensive TD – Quayshawn Nealy (2), P.J. Davis, D.J. White, Jamal Golden, and Chris Milton.



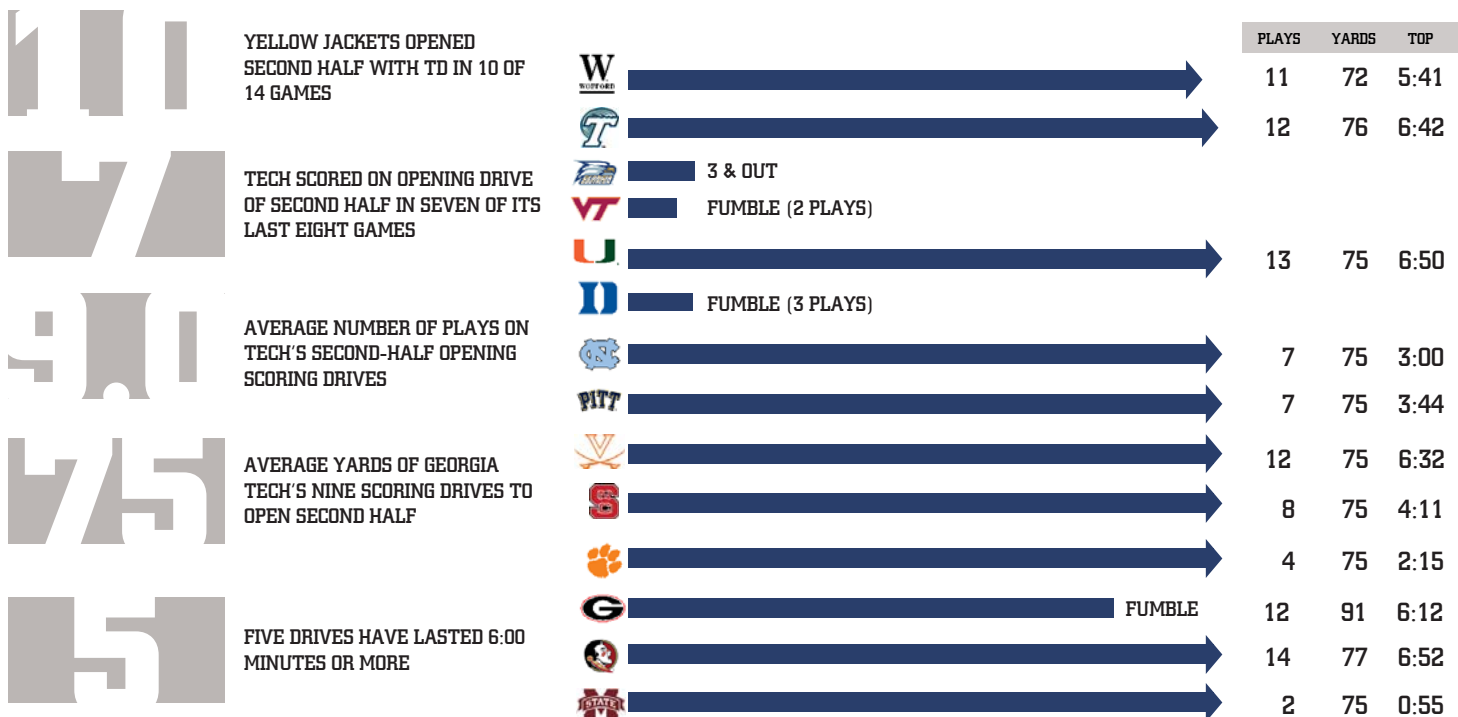
CUT YOUR LOSSES

Synjyn Days, Zach Laskey, and Charles Perkins combined for 2,218 rushing yards and combined to only lose 15 total yards in 14 games.

DAYS	924
2	
LASKEY	851
2	
PERKINS	443
11	

YARDS GAINED
 YARDS LOST


SECOND HALF ADJUSTMENTS



#GT300

Georgia Tech has rushed for 300 or more yards in **48** of **94** games and 400 or more yards **15** times in the **Paul Johnson** era. The Yellow Jackets are **38-10** when rushing for 300+ yards, including an **13-3** mark in the last **16** games. Johnson is **73-19** at the FBS level when his teams rush for 300+ yards.

Georgia Tech has now rushed for 200 or more yards in 14 consecutive games – the longest active streak among FBS schools.




1,000-YARD RUSHERS IN JOHNSON ERA

Forty-five (45) Georgia Tech Yellow Jackets have rushed for 1,000 or more yards in their careers on the Flats. In the first seven seasons of the **Paul Johnson** era, Georgia Tech has produced 13 1,000-yard rushers, including three on the 2014 team (**Zach Laskey**, **Synjyn Days**, **Justin Thomas**). Nearly 30 percent of Tech's 1,000-yard rushers have come under Johnson.

CAREER 1,000-YARD RUSHERS (with GT career rank)

	Player	Years	Att.	TD	Yards
6.	Jonathan Dwyer	2007-09	517	35	3,226
7.	Joshua Nesbitt	2007-10	653	35	2,806
11.	David Sims	2010-13	438	23	2,252
12.	Tevin Washington	2009-12	542	38	2,225
13.	Zach Laskey	2011-14	388	17	2,033
15.	Anthony Allen	2009-10	304	13	1,934
16.	Roddy Jones	2008-11	243	14	1,846
17.	Orwin Smith	2009-12	198	20	1,839
31.	Synjyn Days	2011-14	255	18	1,396
33.	Justin Thomas	2013-	223	10	1,320
38.	Robert Godhigh	2010-13	135	11	1,191
42.	Vad Lee	2012-13	278	17	1,057
44.	Embry Peebles	2008-11	138	4	1,035



5
100-yard games this season

5.72
6th in ACC in rushing yards per carry

RUN JT, RUN

Redshirt sophomore **Justin Thomas** finished the 2014 season ranked fourth among FBS quarterbacks (and second in the ACC) with 1,086 rushing yards. He was one of only five quarterbacks in FBS to rush for more than 1,000 yards in 2014.

PLAYER	SCHOOL	GP	ATT	YDS
Keenan Reynolds, Jr.	Navy	11	250	1,191
Tyler Murphy, Sr.	Boston College	13	181	1,184
Kevin Ellison, Jr.	Georgia Southern	12	172	1,096
JUSTIN THOMAS, RSo.	GEORGIA TECH	14	190	1,086
Cody Fajardo, Sr.	Nevada	13	177	1,046

Thomas led the Yellow Jackets with five 100-yard rushing games in 2014. Nearly 60 percent of Thomas' season rushing total came in his five 100-yard rushing games (646 yards, 129.2 yards per game average).

THOMAS' 100-YARD RUSHING GAMES

Sept. 13 vs. Georgia Southern	20 rushes, 137 yards, 1 TD
Sept. 20 at NC State	22 rushes, 165 yards, 1 TD
Oct. 11 vs. Duke	15 rushes, 119 yards
Dec. 6 vs. Florida State	11 rushes, 104 yards
Dec. 31 vs. Mississippi State	14 rushes, 121 yards, 3 TD




ZACH LASKEY NET-WORKING

388 CARRIES

2,033 RUSHING YARDS

CAREER NEGATIVE CARRIES

CAREER YARDS LOST



PERCENTAGE OF LASKEY'S CARRIES TO GO FOR NEGATIVE YARDS

JUSTIN THOMAS is one of six Georgia Tech quarterbacks to amass 1,000 or more rushing yards in a career, joining **Josh Nesbitt**, **Tevin Washington**, **Joe Hamilton**, **Reggie Ball**, and **Vad Lee**.

1,000-YARD RUSHING QBs IN TECH HISTORY

2,806 | 2,225 | 1,758 | 1,451 | 1,320 | 1,057

MOST TD PASSES IN SEASON

1.	Joe Hamilton, 1999	29
2.	George Godsey, 2000	23
3.	Reggie Ball, 2006	20
4.	George Godsey, 2001	18
	JUSTIN THOMAS, 2014	18
6.	Joe Hamilton, 1998	17
7.	Eddie McAshan, 1972	16
	Reggie Ball, 2004	16
9.	Shawn Jones, 1992	15
	Frank Broyles, 1944	15

NUMBERS GAME

PAUL JOHNSON'S RECORD BREAKDOWN

Current Streak.....	Won 1
Current Home Streak.....	Won 2
Current Road/Neutral Streak.....	Won 1
Last Win.....	49-34 vs. #7 Mississippi State (Dec. 31, 2014)
Last Home Win.....	28-6 vs. #19 Clemson (Nov. 15, 2014)
Last Home Loss.....	35-37 vs. #4 Florida State (Dec. 6, 2014)
Last Road Win.....	30-24 at #9 Georgia (Nov. 29, 2014)
Last Road Loss.....	43-48 at North Carolina (10/18/14)

	2014	GT	FBS TOTAL
Overall.....	11-3	59-35	104-64
Playing at home.....	5-1	34-12	54-24
Playing on the road.....	5-1	22-16	38-27
Playing at a neutral site.....	1-1	3-7	12-13
In bowl games.....	1-0	2-5	4-7
In overtime.....	1-0	2-4	4-6
More than 7 days to prepare.....	3-0	16-9	34-17
In August.....	1-0	3-0	6-0
In September.....	3-0	18-8	30-18
In October.....	2-2	19-10	28-22
In November.....	4-0	16-10	27-16
In December.....	1-1	3-5	11-7
In January.....	0-0	0-2	0-2

Outrushing opponent.....	10-3	57-26	103-45
When rushing for 300 yards.....	6-3	38-10	73-19
When rushing for 400 yards.....	3-0	14-1	25-2
When rushing for 500 yards.....	0-0	1-0	1-0
When rushing for 600 yards.....	0-0	1-0	1-0
Outrushed by opponent.....	1-0	1-8	1-18
When allowing 300 yards rushing.....	0-0	1-1	1-2
Rushing yards the same.....	0-0	0-1	0-1
Outpassing opponent.....	2-1	12-3	17-7
When passing for 300 yards.....	0-0	1-0	1-1
Outpassed by opponent.....	9-2	46-32	87-57
When allowing 300 yards passing.....	2-2	8-7	13-12
When allowing 400 yards passing.....	1-0	2-1	5-3

More total offense than opponent.....	9-2	50-11	89-20
When having 400+ total offense.....	7-3	42-17	71-26
When having 500+ total offense.....	5-1	21-2	32-5
When having 600+ total offense.....	1-1	4-1	4-1
Less total offense than opponent.....	2-1	9-24	15-44
When allowing 400+ total offense.....	4-0	11-17	20-38
When allowing 500+ total offense.....	3-0	4-7	8-15

Committing fewer turnovers.....	10-0	34-5	59-9
Committing more turnovers.....	0-2	10-20	23-42
Turnovers are even.....	1-1	14-10	22-13

< 30:00 of time of possession.....	1-0	16-16	46-34
> 30:00 of time of possession.....	10-3	42-19	58-30

Scoring first.....	7-3	42-11	69-20
Opponent scores first.....	4-0	16-24	35-44

Leading after the 1st quarter.....	7-1	38-8	64-15
Trailing after the 1st quarter.....	3-1	9-20	20-34
Tied after the 1st quarter.....	1-1	11-5	20-13
Leading at halftime.....	8-0	45-6	76-9
Trailing at halftime.....	1-3	8-26	16-47
Tied at halftime.....	2-0	5-3	12-8
Leading after the 3rd quarter.....	9-0	51-5	91-9
Trailing after the 3rd quarter.....	1-3	4-29	9-51
Tied after the 3rd quarter.....	1-0	3-1	4-4

Scoring 0-10 points.....	0-0	1-6	1-13
Scoring 11-20 points.....	0-0	1-12	2-18
Scoring 21-30 points.....	4-1	16-10	30-22
Scoring 31-40 points.....	3-1	16-6	37-9
Scoring 41-plus points.....	4-1	24-1	39-2

Opponent scores 0-10 points.....	2-0	15-0	26-0
Opponent scores 11-20 points.....	2-0	17-4	31-6
Opponent scores 21-30 points.....	5-0	18-12	30-20
Opponent scores 31-40 points.....	2-2	7-8	9-14
Opponent scores 41-plus points.....	0-1	3-14	7-24

Individual 100-yard rusher.....	8-2	35-13	69-23
With two 100-yard rushers.....	1-0	10-1	21-3

FEWEST FIRST-TEAM ALL-CONFERENCE PLAYERS IN BCS/NEW YEAR'S SIX

Georgia Tech became the first team to win a BCS or New Year's Six bowl game with **no first-team all-conference players**. Prior to the 2014 season, three teams had won a BCS or New Year's Six bowl game with only one first-team all-conference selection – Georgia (2007), Virginia Tech (2008), and Michigan (2011).

FEWEST FIRST-TEAM ALL-CONFERENCE SELECTIONS

NO.	TEAM (RECORD)	SEASON	BOWL GAME
0	GEORGIA TECH (11-3)	2014	ORANGE BOWL
1	Michigan (11-2)	2011	Sugar Bowl
1	Virginia Tech (10-4)	2008	Orange Bowl
1	Georgia (11-2)	2007	Sugar Bowl
2	Clemson (11-2)	2013	Orange Bowl
2	Ohio State (11-2)	2009	Rose Bowl
2	Ohio State (11-2)	2003	Fiesta Bowl
3	LSU (13-1)	2003	Sugar Bowl
3	Tennessee (13-0)	1998	Fiesta Bowl

GEORGIA TECH LEAD THE IN 15 MAJOR CATEGORIES



	ACC RANK	FBS RANK
3RD DOWN CONVERSION PCT (57.9)	1ST	1ST
4TH DOWN CONVERSION PCT (70.6)	1ST	9TH
BLOCKED KICKS (6)	1ST	1ST
BLOCKED PUNTS (2)	1ST	4TH
DEFENSIVE TDs (6)	1ST	2ND
FIRST DOWNS, OFFENSE (350)	1ST	7TH
FEWEST PASSES INTERCEPTED (6)	1ST	10TH
PASSING YARDS PER COMPLETION (17.75)	1ST	1ST
RUSHING OFFENSE (342.1)	1ST	1ST
SACKS ALLOWED (0.79)	1ST	2ND
SCORING OFFENSE (37.9)	1ST	11TH
TEAM PASSING EFFICIENCY (155.07)	1ST	12TH
TIME OF POSSESSION (34:09)	1ST	3RD
TOTAL OFFENSE (476.5)	1ST	19TH
TURNOVER MARGIN (0.79)	1ST	14TH

INDIVIDUAL TOP 10 NATIONAL RANKINGS

	ACC RANK	FBS RANK
CHRIS MILTON, BLOCKED KICKS (2)	2ND	8TH
DeANDRE SMELTER, YARDS PER RECEPTION (20.43)	2ND	8TH
QUAYSHAWN NEALY, FUMBLES RECOVERED (3)	2ND	10TH



2014 STATISTICS

11-3 OVERALL / 6-2 ACC / 5-1 HOME / 5-1 ROAD / 1-1 NEUTRAL

RESULTS

DATE	OPPONENT	SCORE	OVERALL	ACC	ATT.	TV
Aug. 30	Wofford	W 38-19	1-0		45,403	RSN
Sep. 6	at Tulane	W 38-21	2-0		30,000	ESPNews
Sep. 13	Georgia Southern	W 42-38	3-0		53,173	RSN
Sep. 20	at Virginia Tech	W 27-24	4-0	1-0	62,328	ESPN
Oct. 4	Miami	W 28-17	5-0	2-0	52,221	ESPN2
Oct. 11	Duke	L 25-31	5-1	2-1	44,281	ACC Net
Oct. 18	at North Carolina	L 43-48	5-2	2-2	53,000	ESPNU
Oct. 25	at Pittsburgh	W 56-28	6-2	3-2	44,734	ESPNU
Nov. 1	Virginia	W 35-10	7-2	4-2	46,857	ESPNU
Nov. 8	at NC State	W 56-23	8-2	5-2	54,653	ACC Net
Nov. 15	#19 Clemson	W 28-6	9-2	6-2	49,378	ESPN
Nov. 29	at #9 Georgia	Wo 30-24	10-2		92,746	SEC Net
Dec. 6	vs. #4 Florida St. (ACCFG)	L 35-37	10-3		64,808	ABC
Dec. 31	vs. #7 Miss. St. (Orange Bowl)	W 49-34	11-3		58,211	ESPN

TEAM STATISTICS

	Georgia Tech	Opponents
SCORING	530	360
Points Per Game	37.9	25.7
Points Off Turnovers	137	51
FIRST DOWNS	350	300
Rushing	259	125
Passing	78	160
Penalty	13	15
RUSHING YARDAGE	4789	2346
Yards gained rushing	5048	2615
Yards lost rushing	259	269
Rushing Attempts	790	463
Average Per Rush	6.1	5.1
Average Per Game	342.1	167.6
TDs Rushing	47	24
PASSING YARDAGE	1882	3412
Comp-Att-Int	106-203-6	282-448-18
Average Per Pass	9.3	7.6
Average Per Catch	17.8	12.1
Average Per Game	134.4	243.7
TDs Passing	19	19
TOTAL OFFENSE	6671	5758
Total Plays	993	911
Average Per Play	6.7	6.3
Average Per Game	476.5	411.3
KICK RETURNS: #-Yards	41-892	33-747
PUNT RETURNS: #-Yards	12-97	16-105
INT RETURNS: #-Yards	18-338	6-27
KICK RETURN AVERAGE	21.8	22.6
PUNT RETURN AVERAGE	8.1	6.6
INT RETURN AVERAGE	18.8	4.5
FUMBLES-LOST	20-12	20-11
PENALTIES-Yards	69-576	75-616
Average Per Game	41.1	44.0
PUNTS-Yards	32-1285	41-1608
Average Per Punt	40.2	39.2
Net punt average	35.6	35.4
KICKOFFS-Yards	87-5506	72-4484
Average Per Kick	63.3	62.3
Net kick average	39.8	39.5
TIME OF POSSESSION/Game	34:09	25:51
3RD-DOWN Conversions	99/171	77/167
3rd-Down Pct	58%	46%
4TH-DOWN Conversions	12/17	12/22
4th-Down Pct	71%	55%
SACKS BY-Yards	20-127	11-65
MISC YARDS	0	16
TOUCHDOWNS SCORED	72	44
FIELD GOALS-ATTEMPTS	11-18	18-21
ON-SIDE KICKS	1-5	0-2
RED-ZONE SCORES	(59-73) 81%	(42-53) 79%
RED-ZONE TOUCHDOWNS	(51-73) 70%	(28-53) 53%
PAT-ATTEMPTS	(65-66) 98%	(38-40) 95%
ATTENDANCE	291113	337451
Games/Avg Per Game	6/48519	6/56242
Neutral Site Games		2/6151

SCORING	1st	2nd	3rd	4th	OT	Total
Georgia Tech	138	126	114	146	6	530
Opponents	92	111	70	87	0	360

RUSHING	GP	Att	Gain	Loss	Net	Avg	TD	Long	Avg/G
Justin Thomas	14	190	1248	162	1086	5.7	8	65	77.6
Synjyn Days	14	157	926	2	924	5.9	9	69	66.0
Zach Laskey	11	171	853	2	851	5.0	9	26	77.4
Charles Perkins	11	49	454	11	443	9.0	0	63	40.3
Tony Zenon	13	45	325	32	293	6.5	4	57	22.5
Broderick Snoddy	10	28	286	3	283	10.1	3	46	28.3
Deon Hill	14	34	238	6	232	6.8	3	18	16.6
Tim Byerly	6	45	221	17	204	4.5	7	37	34.0
B.J. Bostic	14	22	140	6	134	6.1	1	19	9.6
Matt Connors	14	21	113	0	113	5.4	2	25	8.1
Dennis Andrews	11	16	113	7	106	6.6	0	30	9.6
DeAndre Smelter	12	3	103	0	103	34.3	1	75	8.6
Isiah Willis	9	2	18	0	18	9.0	0	9	2.0
Ryan Rodwell	14	1	10	0	10	10.0	0	10	0.7
TEAM	7	6	0	11	-11	-1.8	0	0	-1.6
TOTAL	14	790	5048	259	4789	6.1	47	75	342.1
OPPONENTS	14	463	2615	269	2346	5.1	24	92	167.6

PASSING	G	Effic	Comp-Att-Int	Pct	Yds	TD	Lng	Avg/G
Justin Thomas	14	153.90	96-187-6	51.3	1719	18	79	122.8
Tim Byerly	6	190.25	9-13-0	69.2	148	1	30	24.7
TEAM	7	0.00	0-2-0	0.0	0	0	0	0.0
B.J. Bostic	14	226.00	1-1-0	100.0	15	0	15	1.1
TOTAL	14	155.07	106-203-6	52.2	1882	19	79	134.4
OPPONENTS	14	132.88	282-448-18	62.9	3412	19	68	243.7

RECEIVING	G	No.	Yds	Avg	TD	Long	Avg/G
DeAndre Smelter	12	35	715	20.4	7	71	59.6
Darren Waller	12	26	442	17.0	6	55	36.8
Deon Hill	14	10	178	17.8	1	47	12.7
Tony Zenon	13	8	161	20.1	1	33	12.4
Micheal Summers	14	7	45	6.4	0	13	3.2
Zach Laskey	11	6	49	8.2	1	24	4.5
Broderick Snoddy	10	3	100	33.3	0	65	10.0
Charles Perkins	11	3	84	28.0	1	79	7.6
Synjyn Days	14	3	33	11.0	1	17	2.4
B.J. Bostic	14	2	37	18.5	0	24	2.6
Antonio Messick	5	1	16	16.0	1	16	3.2
Tim Byerly	6	1	15	15.0	0	15	2.5
Corey Dennis	14	1	7	7.0	0	7	0.5
TOTAL	14	106	1882	17.8	19	79	134.4
OPPONENTS	14	282	3412	12.1	19	68	243.7

TOTAL OFFENSE	G	Plays	Rush	Pass	Total	Avg/G
Justin Thomas	14	377	1086	1719	2805	200.4
Synjyn Days	14	157	924	0	924	66.0
Zach Laskey	11	171	851	0	851	77.4
Charles Perkins	11	49	443	0	443	40.3
Tim Byerly	6	58	204	148	352	58.7
Tony Zenon	13	45	293	0	293	22.5
Broderick Snoddy	10	28	283	0	283	28.3
Deon Hill	14	34	232	0	232	16.6
B.J. Bostic	14	23	134	15	149	10.6
Matt Connors	14	21	113	0	113	8.1
Dennis Andrews	11	16	106	0	106	9.6
DeAndre Smelter	12	3	103	0	103	8.6
Isiah Willis	9	2	18	0	18	2.0
Ryan Rodwell	14	1	10	0	10	0.7
TEAM	7	8	-11	0	-11	-1.6
TOTAL	14	993	4789	1882	6671	476.5
OPPONENTS	14	911	2346	3412	5758	411.3



2014 STATISTICS

11-3 OVERALL / 6-2 ACC / 5-1 HOME / 5-1 ROAD / 1-1 NEUTRAL

SCORING	TD	FGs	PAT						Points
			Kick	Rush	Rcv	Pass	DXP	Saf	
Harrison Butker	0	11-18	65-66	0-0	0	0-0	0	0	98
Zach Laskey	10	0-0	0-0	0-1	0	0-0	0	0	60
Synjyn Days	10	0-0	0-0	0-0	0	0-0	0	0	60
Justin Thomas	8	0-0	0-0	0-2	0	0-1	0	0	48
DeAndre Smelter	8	0-0	0-0	0-0	0	0-0	0	0	48
Tim Byerly	7	0-0	0-0	0-0	0	0-1	0	0	42
Darren Waller	6	0-0	0-0	0-0	0	0-0	0	0	36
Tony Zenon	5	0-0	0-0	0-0	0	0-0	0	0	30
Deon Hill	4	0-0	0-0	0-0	0	0-0	0	0	24
Broderick Snoddy	3	0-0	0-0	0-0	0	0-0	0	0	18
Quayshawn Nealy	2	0-0	0-0	0-0	0	0-0	0	0	12
Matt Connors	2	0-0	0-0	0-0	0	0-0	0	0	12
B.J. Bostic	1	0-0	0-0	0-0	0	0-0	0	0	6
Charles Perkins	1	0-0	0-0	0-0	0	0-0	0	0	6
Antonio Messick	1	0-0	0-0	0-0	0	0-0	0	0	6
Chris Milton	1	0-0	0-0	0-0	0	0-0	0	0	6
P.J. Davis	1	0-0	0-0	0-0	0	0-0	0	0	6
D.J. White	1	0-0	0-0	0-0	0	0-0	0	0	6
Jamal Golden	1	0-0	0-0	0-0	0	0-0	0	0	6
Ryan Rodwell	0	0-0	0-0	0-1	0	0-0	0	0	0
TOTAL	72	11-18	65-66	0-4	0	0-2	0	0	530
OPPONENTS	44	18-21	38-40	0-1	2	2-3	0	0	360

PUNT RETURNS	No.	Yds	Avg	TD	Long
Jamal Golden	11	45	4.1	0	28
Matt Connors	1	6	6.0	0	0
Beau Hankins	0	46	0.0	0	46
TOTAL	12	97	8.1	0	46
OPPONENTS	16	105	6.6	0	34

INTERCEPTIONS	No.	Yds	Avg	TD	Long
Jamal Golden	4	87	21.8	1	85
D.J. White	4	48	12.0	1	48
Quayshawn Nealy	2	81	40.5	1	69
Chris Milton	2	62	31.0	1	62
Lawrence Austin	1	0	0.0	0	0
Adam Gotsis	1	0	0.0	0	0
Corey Griffin	1	0	0.0	0	0
P.J. Davis	1	41	41.0	1	41
Demond Smith	1	0	0.0	0	0
Isaiah Johnson	1	19	19.0	0	19
TOTAL	18	338	18.8	5	85
OPPONENTS	6	27	4.5	0	23

KICK RETURNS	No.	Yds	Avg	TD	Long
Jamal Golden	30	710	23.7	0	68
Broderick Snoddy	5	112	22.4	0	29
Deon Hill	2	19	9.5	0	12
Matt Connors	2	26	13.0	0	18
Anthony Harrell	2	25	12.5	0	16
TOTAL	41	892	21.8	0	68
OPPONENTS	33	747	22.6	0	39

FUMBLE RETURNS	No.	Yds	Avg	TD	Long
Quayshawn Nealy	1	43	43.0	1	43
Isaiah Johnson	1	7	7.0	0	7
TOTAL	2	50	25.0	1	43
OPPONENTS	2	109	54.5	1	99

KICKOFFS	No.	Yds	Avg	TB	OB	Retn	Net	YdLn
Harrison Butker	87	5506	63.3	52	1			
TOTAL	87	5506	63.3	52	1	747	39.8	25
OPPONENTS	72	4484	62.3	30	1	892	39.5	25

ALL PURPOSE	G	Rush	Rec	PR	KOR	IR	Tot	Avg/G
Justin Thomas	14	1086	0	0	0	0	1086	77.6
Synjyn Days	14	924	33	0	0	0	957	68.4
Zach Laskey	11	851	49	0	0	0	900	81.8
Jamal Golden	14	0	0	45	710	87	842	60.1
DeAndre Smelter	12	103	715	0	0	0	818	68.2
Charles Perkins	11	443	84	0	0	0	527	47.9
Broderick Snoddy	10	283	100	0	112	0	495	49.5
Tony Zenon	13	293	161	0	0	0	454	34.9
Darren Waller	12	0	442	0	0	0	442	36.8
Deon Hill	14	232	178	0	19	0	429	30.6
Tim Byerly	6	204	15	0	0	0	219	36.5
B.J. Bostic	14	134	37	0	0	0	171	12.2
Matt Connors	14	113	0	6	26	0	145	10.4
Dennis Andrews	11	106	0	0	0	0	106	9.6
Quayshawn Nealy	14	0	0	0	0	81	81	5.8
Chris Milton	14	0	0	0	0	62	62	4.4
D.J. White	14	0	0	0	0	48	48	3.4
Beau Hankins	14	0	0	46	0	0	46	3.3
Micheal Summers	14	0	45	0	0	0	45	3.2
P.J. Davis	14	0	0	0	0	41	41	2.9
Anthony Harrell	13	0	0	0	25	0	25	1.9
Isaiah Johnson	13	0	0	0	0	19	19	1.5
Isiah Willis	9	18	0	0	0	0	18	2.0
Antonio Messick	5	0	16	0	0	0	16	3.2
Ryan Rodwell	14	10	0	0	0	0	10	0.7
Corey Dennis	14	0	7	0	0	0	7	0.5
TEAM	7	-11	0	0	0	0	-11	-1.6
TOTAL	14	4789	1882	97	892	338	7998	571.3
OPPONENTS	14	2346	3412	105	747	27	6637	474.1

PUNTING	No.	Yds	Avg	Long	TB	FC	I20	Blkd
Ryan Rodwell	32	1285	40.2	55	2	7	13	0
TOTAL	32	1285	40.2	55	2	7	13	0
OPPONENTS	41	1608	39.2	61	3	16	9	2

FIELD GOALS	M-A	Pct	01-19	20-29	30-39	40-49	50-99	Lg	Blk
Harrison Butker	11-18	61.1	0-0	5-5	2-7	3-4	1-2	53	1

FIELD GOAL SEQUENCE	Georgia Tech	Opponents
Wofford	31,(30)	(39),(51)
Tulane	33,(46)	27
Georgia Southern	-	(27)
Virginia Tech	(43),30,(24)	(42),(33),(36),32
Miami	(27)	-
Duke	(27),(26),52	(34)
North Carolina	(27)	-
Pittsburgh	37	-
Virginia	-	(22)
NC State	-	(46)
Clemson	(25),48,(32),(42)	(27),(32)
Georgia	37,(53)	49,(19)
Florida State	-	(33),(32),(28)
Mississippi State	-	(32),(30)

Numbers in parentheses indicate field goal was made



2014 STATISTICS

11-3 OVERALL / 6-2 ACC / 5-1 HOME / 5-1 ROAD / 1-1 NEUTRAL

DEFENSE	GP-S	Tackles			TFL/Yds	Sacks		Pass Def		QBH	Fumbles		Blkd Kick	Saf
		Solo	Ast	Total		No-Yards	Int-Yds	BrUp	Rcv-Yds		FF			
P.J. Davis	14-13	82	37	119	8.5-37	4.0-25	1-41	.	2	.	3	.	.	
Quayshawn Nealy	14-14	57	35	92	6.0-35	1.5-8	2-81	5	1	3-43	1	.	.	
Demond Smith	14-10	54	19	73	2.0-5	.	1-0	4	.	1-0	1	.	.	
Isaiah Johnson	13-12	51	21	72	3.0-4	.	1-19	5	.	2-7	2	.	.	
D.J. White	14-14	52	14	66	2.5-3	.	4-48	8	1	.	1	.	.	
Jamal Golden	14-12	43	18	61	4.0-12	.	4-87	3	.	.	3	.	.	
KeShun Freeman	14-12	37	17	54	9.5-35	4.5-23	.	1	3	1-0	1	1	.	
Adam Gotsis	14-14	23	13	36	6.5-30	3.0-23	1-0	3	1	.	.	2	.	
Chris Milton	14-14	25	7	32	1.0-4	.	2-62	4	.	.	.	2	.	
Tyler Marcordes	14-7	20	11	31	5.5-30	2.0-23	.	.	.	1-0	1	.	.	
Shawn Green	13-13	18	9	27	4.5-10	1.5-5	4	1	
Patrick Gamble	14-4	14	11	25	1.5-5	.	1	.	.	1	.	.	.	
Lawrence Austin	14-1	11	8	19	.	.	1-0	1	.	.	1	.	.	
Anthony Harrell	13-0	14	5	19	1	
Rod Rook-Chungong	12-6	15	3	18	2.5-15	1.5-10	.	1	.	1-0	.	.	.	
Corey Griffin	14-1	11	4	15	.	.	1-0	2	
Beau Hankins	14-0	5	6	11	
Lance Austin	14-0	7	4	11	.	.	.	1	
Kyle Travis	11-4	5	5	10	1.5-5	.	.	1	.	1-0	.	.	.	
Tremayne McNair	12-0	4	3	7	1.0-2	1.0-2	.	1	
Tyler Stargel	14-2	5	1	6	1.0-8	1.0-8	.	1	
Antonio Simmons	8-0	3	2	5	0.5-2	
Lynn Griffin	12-0	4	1	5	
Domonique Noble	10-0	5	.	5	
Chase Alford	14-0	1	3	4	
Step Durham	8-0	4	.	4	.	.	.	1	
Francis Kallon	6-0	1	2	3	
Shaquille Mason	14-14	1	1	2	
Harrison Butker	14-0	1	1	2	
Zach Laskey	11-7	1	1	2	
Tyler Merriweather	5-0	1	1	2	
Sean Tobin	13-0	1	.	1	
Ryan Rodwell	14-0	1	.	1	
Micheal Summers	14-8	1	.	1	
Matt Connors	14-0	.	1	1	1	.	
Andrew Marshall	10-0	1	.	1	
Tony Zenon	13-12	1	.	1	
TEAM	7-0	1	.	1	1-0	1	.	.	
Chaz Cheeks	7-0	1	
TOTAL	14-0	581	264	845	61-242	20-127	18-338	48	10	11-50	16	6	.	
OPPONENTS	14-0	673	326	999	65-192	11-65	6-27	20	16	12-109	10	2	.	



2014 STATISTICS

11-3 OVERALL / 6-2 ACC / 5-1 HOME / 5-1 ROAD / 1-1 NEUTRAL

GAME-BY-GAME COMPARISON

	FINAL SCORE	QUARTERS					1ST DOWNS			RUSHING		PASSING		TOTAL OFF		PENALTY		3RD	4TH	RED	SACK BY	FIELD	POSSESSION TIME				
		1	2	3	4	OT	R-P-P-E	TOT	NO-YDS-TD	C-A-I	YDS	TD	ATT-YDS	F-FL	NO-YDS	DNS	DNS	ZONE	NO-YDS	GOALS	1	2	3	4	TOTAL		
Wofford	19	3	6	3	7	--	12-3-1-0	16	47-271-2	7-13-0	55	0	60-326	1-0	5-46	5-13	1-2	1-1	0-0	2-2	8:57	6:15	8:45	7:29	31:26		
Ga Tech <	31	7	3	14	14	--	12-9-0-0	21	43-226-3	11-16-0	282	2	59-508	1-0	5-50	5-10	2-2	5-6	0-0	1-2	6:03	8:45	6:15	7:31	28:34		
Tulane	21	14	7	0	0	--	6-10-1-0	17	25-96-1	17-35-3	231	2	60-327	0-0	10-69	5-11	0-2	1-2	1-7	0-1	7:53	5:51	6:11	7:10	27:05		
Ga Tech <	38	7	17	7	7	--	20-2-2-0	24	57-344-4	3-8-1	15	0	65-359	3-2	4-35	10-12	0-0	4-6	3-17	1-2	7:07	9:09	6:49	7:50	32:55		
Ga Southern	38	7	3	20	8	--	12-9-1-0	22	38-283-4	13-22-0	245	1	60-528	3-1	5-60	5-10	1-1	3-3	1-8	1-1	2:46	5:45	8:31	8:16	25:18		
Ga Tech <	42	14	21	0	7	--	19-7-2-0	28	53-348-2	11-24-0	188	4	77-536	0-0	4-55	8-14	1-1	5-5	1-7	0-0	12:14	9:15	6:29	6:44	34:42		
Va Tech	24	3	13	0	8	--	7-17-0-0	24	33-127-2	28-39-3	297	0	72-424	1-0	12-79	8-14	0-0	3-4	1-4	3-4	8:53	7:07	8:11	6:29	30:40		
Ga Tech <	27	3	7	0	17	--	12-6-1-0	19	44-250-1	7-18-0	125	1	62-375	1-1	8-60	4-12	1-2	2-3	1-8	2-3	6:07	7:53	6:49	8:31	29:20		
Miami	17	14	0	3	0	--	6-11-2-0	19	19-107-1	16-25-2	245	1	44-352	0-0	5-38	1-5	1-1	1-2	1-8	1-1	5:13	4:37	4:45	4:40	19:15		
Ga Tech <	28	7	7	7	7	--	18-2-1-0	21	65-318-4	4-7-0	53	0	72-371	0-0	7-69	9-14	2-2	4-4	2-9	0-0	9:47	10:23	10:15	10:20	40:45		
Duke <	31	7	7	10	7	--	16-5-4-0	25	48-242-3	15-25-0	131	1	73-373	0-0	5-35	6-13	0-1	5-5	1-8	1-1	5:46	7:31	7:52	8:35	29:44		
Ga Tech	26	3	9	0	13	--	17-9-0-0	26	46-282-3	14-26-2	201	0	72-483	1-1	8-69	7-11	0-0	5-6	0-0	2-3	9:14	7:29	7:08	6:25	30:16		
UNC <	48	7	14	14	13	--	12-19-0-0	31	41-189-3	38-47-1	390	4	88-579	0-0	4-35	10-15	2-2	5-5	2-4	0-0	6:53	5:57	7:52	7:48	28:30		
Ga Tech <	43	7	10	7	19	--	22-7-0-0	29	51-376-3	8-18-0	235	3	69-611	1-1	5-32	5-8	0-0	4-4	1-1	1-1	8:07	9:03	7:08	7:12	31:30		
Pitt	28	0	14	7	7	--	5-14-0-0	19	31-198-3	23-35-0	328	1	66-526	7-6	2-15	8-12	0-1	3-4	0-0	0-0	6:18	9:01	4:55	6:14	26:28		
Ga Tech <	56	28	0	7	21	--	23-4-0-0	27	64-465	5-12-0	147	1	76-612	2-1	3-15	6-12	1-2	4-7	3-20	0-1	8:42	5:59	10:05	8:46	33:32		
Virginia	10	7	3	0	0	--	1-14-0-0	15	16-22-0	23-41-2	262	1	57-284	4-0	6-61	3-12	1-3	2-3	0-0	1-1	7:07	5:25	5:41	2:52	21:05		
Ga Tech <	35	14	7	7	7	--	15-6-2-0	23	63-268-2	7-13-1	141	3	76-409	2-0	4-30	8-15	2-3	5-6	2-16	0-0	7:53	9:35	9:19	12:08	38:55		
NC State	23	13	3	0	7	--	9-13-1-0	23	28-155-2	18-35-2	213	1	63-368	1-1	6-52	6-12	1-1	3-4	0-0	1-1	6:45	11:26	2:13	3:06	23:30		
Ga Tech <	56	14	21	14	7	--	24-4-2-0	30	64-479-5	7-8-0	70	1	72-549	3-2	8-62	8-10	0-0	5-6	1-11	0-0	8:15	3:34	12:47	11:54	36:30		
Clemson	6	3	0	3	0	--	7-3-0-0	10	33-131-0	11-21-3	59	0	54-190	0-0	3-21	3-13	0-0	2-3	3-23	2-2	10:03	4:07	6:38	4:04	24:52		
Ga Tech <	28	6	3	16	3	--	9-6-1-0	16	50-251-0	8-11-0	102	1	61-353	2-2	2-10	7-14	0-1	4-5	2-21	3-4	4:57	10:53	8:22	10:56	35:08		
Georgia	24	7	0	7	10	0	8-12-1-0	21	39-194-1	18-28-1	194	1	67-388	2-2	2-20	4-11	4-4	3-6	0-0	1-2	8:55	4:58	3:40	6:04	23:37		
Ga Tech <	30	0	7	7	10	6	27-4-1-0	32	70-399-3	6-16-0	64	1	86-463	3-2	5-24	8-16	2-2	4-7	2-9	1-2	6:05	10:02	11:20	8:56	36:23		
Fla. St.	37	7	21	3	6	--	12-11-1-0	24	33-179-1	12-30-0	309	3	63-488	0-0	5-45	7-12	0-0	5-5	0-0	3-3	5:15	5:08	4:59	9:43	25:05		
Ga Tech <	35	14	7	7	7	--	19-8-1-0	28	59-331-4	8-14-1	134	1	73-465	0-0	3-20	5-10	1-2	4-4	0-0	0-0	9:45	9:52	10:01	5:17	34:55		
Miss. St.	34	0	20	0	14	--	12-19-2	33	33-152-1	33-51-1	453	3	84-605	1-1	5-40	6-14	1-4	5-6	1-3	2-2	7:06	5:40	8:36	3:51	25:13		
Ga Tech <	49	14	7	21	7	--	22-4-0	26	61-452-6	7-12-1	125	1	73-577	1-0	3-45	9-13	0-0	4-4	2-12	0-0	7:54	9:20	6:24	11:09	34:47		

GEORGIA TECH IN THE RED ZONE 59 of 73 (80.8%) -- TD PCT: 51 of 73 (69.9%)

	TIMES		TOT	RUSH		PASS		FGS	 FAILED TO SCORE INSIDE RZ			
	IN RZ	SCORED PTS	TDS	TDS	TDS	MADE	FGA	DOWN	INT	FUMB	HALF	GAME	
Wofford	6	5	31	4	3	1	1	0	0	0	0	0	
at Tulane	6	4	28	4	4	0	0	1	0	0	0	1	
Ga Southern	5	5	35	5	2	3	0	0	0	0	0	0	
Va Tech	3	2	10	1	1	0	1	1	0	0	0	0	
Miami	4	4	28	4	4	0	0	0	0	0	0	0	
Duke	6	5	25	3	3	0	2	0	0	1	0	0	
North Carolina	4	4	23	3	2	1	1	0	0	0	0	0	
Pitt	7	4	28	4	4	0	0	1	1	0	1	0	
Virginia	6	5	35	5	2	3	0	0	0	0	0	1	
NC State	6	5	35	5	4	1	0	0	0	0	0	1	
Clemson	5	4	16	1	0	1	3	0	0	0	0	1	
Georgia	7	4	27	4	3	1	0	1	0	0	2	0	
Fla. State	4	4	28	4	4	0	0	0	0	0	0	0	
Miss. State	4	4	28	4	4	0	0	0	0	0	0	0	
Totals	73	59	377	51	40	11	8	5	1	1	3	4	

OPPONENTS IN THE RED ZONE 42 of 53 (79.2%) -- TD PCT: 28 of 53 (52.8%)

	TIMES		TOT	RUSH		PASS		FGS	 FAILED TO SCORE INSIDE RZ			
	IN RZ	SCORED PTS	TDS	TDS	TDS	MADE	FGA	DOWN	INT	FUMB	HALF	GAME	
Wofford	1	1	7	1	1	0	0	0	0	0	0	0	
at Tulane	2	1	7	1	0	1	0	1	0	0	0	0	
Ga Southern	3	3	18	2	2	0	1	0	0	0	0	0	
Va Tech	4	3	13	1	1	0	2	1	0	0	0	0	
Miami	2	1	3	0	0	0	1	0	0	1	0	0	
Duke	5	5	31	4	3	1	1	0	0	0	0	0	
North Carolina	5	5	34	5	3	2	0	0	0	0	0	0	
Pitt	4	3	21	3	3	0	0	0	1	0	0	0	
Virginia	3	2	10	1	0	1	1	0	0	0	1	0	
NC State	4	3	20	3	2	1	0	0	0	1	0	0	
Clemson	3	2	6	0	0	0	2	0	0	1	0	0	
Georgia	6	3	17	2	1	1	1	0	0	1	2	0	
Fla. State	5	5	23	2	1	1	3	0	0	0	0	0	
Miss. State	6	5	27	3	1	2	2	0	1	0	0	0	
Totals	53	42	237	28	18	10	14	2	2	5	2	0	



2014 STATISTICS

11-3 OVERALL / 6-2 ACC / 5-1 HOME / 5-1 ROAD / 1-1 NEUTRAL

INDIVIDUAL GAME-BY-GAME PASSING

THOMAS, J.	ATT	COMP	INT	PCT	YARDS	TD	LONG	SACK	YDS	EFFIC	BYERLY, T.	ATT	COMP	INT	PCT	YARDS	TD	LONG	SACK	YDS	EFFIC	
Wofford	15	11	0	73.3	282	2	71	0	0	275.3	Wofford	DNP										
at Tulane	8	3	1	37.5	15	0	11	1	7	28.2	at Tulane	0	0	0	--	0	0	--	--	--	--	--
Georgia Southern	24	11	0	45.8	188	4	57	1	8	166.6	Georgia Southern	0	0	0	--	0	0	--	--	--	--	--
at Virginia Tech	18	7	0	38.9	125	1	31	1	4	115.6	at Virginia Tech	DNP										
Miami	7	4	0	57.1	53	0	30	1	8	120.7	Miami	DNP										
Duke	15	6	2	40.0	61	0	26	0	0	47.5	Duke	10	7	0	70.0	125	0	30	1	8	175.0	
at North Carolina	18	8	0	44.4	235	3	55	2	4	209.1	at North Carolina	DNP										
at Pittsburgh	10	5	0	50.0	147	1	79	0	0	206.5	at Pittsburgh	1	0	0	0.0	0	0	0	0	0	0.0	
Virginia	13	7	1	53.8	141	3	65	0	0	205.7	Virginia	0	0	0	--	0	0	--	--	--	--	
at NC State	6	5	0	83.3	47	0	16	0	0	149.1	at NC State	2	2	0	100.0	23	1	16	0	0	361.6	
Clemson	11	8	0	72.7	102	1	19	3	23	180.6	Clemson	DNP										
at Georgia	16	6	0	37.5	64	1	17	0	0	91.7	at Georgia	DNP										
vs. Florida State	14	8	1	57.1	134	1	27	0	0	146.8	vs. Florida State	DNP										
vs. Miss. State	12	7	1	58.3	125	1	41	1	3	156.7	vs. Miss. State	DNP										
TOTALS	187	96	6	51.3	1,719	18	79	10	57	153.9	TOTALS	13	9	0	69.2	148	1	30	1	8	190.2	

INDIVIDUAL GAME-BY-GAME RUSHING

	No-Yds/TD	WOFF	TUL	GSU	VT	MIAMI	DUKE	UNC	PITT	UVA	NCST	CLEM	UGA	FSU	MSU
Thomas, J. QB	190-1086/8	13-71/0	10-70/0	20-137/1	22-165/1	13-27/1	15-119/0	15-36/0	15-92/1	13-4/0	6-60/1	11-46/0	12-34/0	11-104/0	14-121/3
Days, S. RB	157-924/9	5-23/1	1-3/0	2-12/0	1-6/0	3-19/0	1-1/0	3-25/0	22-110/0	24-147/1	19-157/1	20-89/0	16-94/0	19-67/3	21-171/3
Laskey, Z. RB	171-851/9	15-70/2	12-86/0	17-80/0	17-80/0	29-133/0	15-72/1	15-74/2	DNP	DNP	DNP	4-13/0	26-140/3	11-40/1	10-63/0
Perkins, C. RB	49-443/0	3-19/0	4-33/0	2-59/0	DNP	7-65/0	1-6/0	7-79/0	-	DNP	DNP	3-11/0	6-48/0	9-64/0	7-59/0
Zenon, T. RB	45-293/4	1-14/0	8-62/2	2-11/0	2-3/0	5-22/1	4-6/0	4-36/0	3-66/1	3-10/0	6-54/0	5-5/0	1-2/0	1-6/0	DNP
Snoddy, B. RB	28-283/3	1-9/0	2-13/0	-	-	DNP	-	5-39/0	6-82/3	7-52/0	5-37/0	2-51/0	DNP	DNP	DNP
Hill, D. RB	34-232/3	-	6-43/0	4-18/0	-	2-16/1	1-5/0	1-12/0	4-17/1	2-17/1	-	1-6/0	5-56/0	3-19/0	5-23/0
Byerly, T. QB	45-204/7	DNP	10-21/2	2-1/1	DNP	DNP	6-30/2	DNP	7-33/0	7-32/0	13-87/2	DNP	DNP	DNP	DNP
Bostic, B. RB	22-134/1	3-17/0	4-13/0	2-16/0	1-2/0	2-21/1	2-22/0	-	1-6/0	-	2-20/0	1-1/0	-	2-7/0	2-15/0
Connors, M. RB	21-113/2	1-4/0	-	-	-	-	-	-	5-56/1	4-7/0	11-46/1	-	-	-	-
Andrews, D. RB	16-106/0	DNP	DNP	2-14/0	-	1-9/0	DNP	-	1-3/0	3-1/0	-	2-34/0	3-22/0	3-24/0	1-1/0
Smelter, D. WR	3-103/1	-	-	-	-	-	1-21/0	1-75/1	-	-	-	-	1-7/0	DNP	DNP
Willis, I. RB	2-18/0	-	-	DNP	DNP	DNP	DNP	DNP	-	-	2-18/0	-	-	-	-
Rodwell, R.	1-10/0	-	-	-	-	1-10/0	-	-	-	-	-	-	-	-	-

INDIVIDUAL GAME-BY-GAME RECEIVING

	No-Yds/TD	WOFF	TUL	GSU	VT	MIAMI	DUKE	UNC	PITT	UVA	NCST	CLEM	UGA	FSU	MSU
Smelter, D. WR	35-715/7	5-132/2	-	4-106/1	5-101/1	-	2-21/0	2-58/1	2-44/0	4-107/1	3-25/0	5-77/1	3-44/0	DNP	DNP
Waller, D. WR	26-442/6	DNP	DNP	2-30/1	-	-	5-96/0	1-55/1	2-24/0	2-17/1	1-16/0	2-10/0	1-7/1	5-73/1	5-114/1
Hill, D. RB	10-178/1	-	1-11/0	1-13/1	1-19/0	-	3-48/0	1-47/0	-	-	-	-	2-13/0	1-27/0	-
Zenon, T. RB	8-161/1	3-70/0	-	-	-	2-39/0	-	2-37/1	-	-	-	1-15/0	-	-	DNP
Snoddy, B. RB	3-100/0	1-65/0	-	1-2/0	-	DNP	-	1-33/0	-	-	-	-	DNP	DNP	DNP
Perkins, C. RB	3-84/1	-	1-4/0	1-1/0	DNP	-	-	-	1-79/1	DNP	DNP	-	-	-	-
Laskey, Z. RB	6-49/1	-	1-0/0	2-36/1	1-5/0	-	1-3/0	1-5/0	DNP	DNP	DNP	-	-	-	-
Summers, M. WR	7-45/0	2-15/0	-	-	-	2-14/0	1-5/0	-	-	-	-	-	-	-	2-11/0
Bostic, B. RB	2-37/0	-	-	-	-	-	1-13/0	-	-	-	-	-	-	1-24/0	-
Days, S. RB	3-33/1	-	-	-	-	-	-	-	-	1-17/1	1-6/0	-	-	1-10/0	-
Messick, A. WR	1-16/1	-	-	DNP	DNP	DNP	DNP	DNP	-	-	1-16/1	DNP	DNP	DNP	DNP
Byerly, T. QB	1-15/0	DNP	-	-	DNP	DNP	1-15/0	DNP	-	-	-	DNP	DNP	DNP	DNP
Dennis, C. WR	1-7/0	-	-	-	-	-	-	-	-	-	1-7/0	-	-	-	-



2014 STATISTICS

11-3 OVERALL / 6-2 ACC / 5-1 HOME / 5-1 ROAD / 1-1 NEUTRAL

INDIVIDUAL GAME-BY-GAME PUNT RETURNS

	No-Yds	WOFF	TUL	GSU	VT	MIAMI	DUKE	UNC	PITT	UVA	NCST	CLEM	UGA	FSU	MSU
Golden, J.	12-46	2-24	-	-	-	-	-	1-5	1-0	1-0	3-17	2-8	-	1-1	-
Connors, M.	1-6	-	1-6	-	-	-	-	-	-	-	-	-	-	-	-

INDIVIDUAL GAME-BY-GAME KICKOFF RETURNS

	No-Yds	WOFF	TUL	GSU	VT	MIAMI	DUKE	UNC	PITT	UVA	NCST	CLEM	UGA	FSU	MSU
Golden, J.	30-710	5-140	2-51	2-36	1-21	2-67	2-119	2-43	2-33	2-35	1-26	2-40	2-20	3-45	2-34
Snoddy, B.	5-112	-	1-18	2-39	1-29	DNP	-	1-26	-	-	-	-	DNP	DNP	DNP
Connors, M.	2-26	-	-	-	1-8	-	-	-	-	-	-	-	1-18	-	-
Harrell, A.	2-25	DNP	-	-	-	-	-	1-9	-	-	-	-	1-16	-	-
Hill, D.	2-19	-	-	-	-	-	2-19	-	-	-	-	-	-	-	-

INDIVIDUAL GAME-BY-GAME ALL-PURPOSE YARDS

	No-Yds	WOFF	TUL	GSU	VT	MIAMI	DUKE	UNC	PITT	UVA	NCST	CLEM	UGA	FSU	MSU
Thomas, J.	1086	71	70	137	165	27	119	36	92	4	60	46	34	104	121
Days, S.	957	23	3	12	6	19	1	25	110	164	163	89	94	77	171
Laskey, Z.	900	70	86	116	85	133	75	79	DNP	DNP	-	13	140	40	63
Golden, J.	843	164	51	36	21	67	119	40	33	36	43	133	20	46	34
Smelter, D.	818	132	-	106	101	-	42	133	44	107	25	77	51	DNP	DNP
Perkins, C.	527	19	37	60	-	65	6	79	79	DNP	DNP	11	48	64	59
Snoddy, B.	495	74	31	41	29	DNP	-	98	82	52	37	51	DNP	DNP	DNP
Zenon, T.	454	84	62	11	3	61	6	73	66	10	54	20	-2	6	DNP
Waller, D.	442	DNP	DNP	30	-	-	96	55	24	17	16	10	7	73	114
Hill, D.	429	-	54	31	19	16	72	59	17	17	-	6	69	46	23
Byerly, T.	219	DNP	21	1	DNP	DNP	45	DNP	33	32	87	DNP	DNP	DNP	DNP
Bostic, B.	171	17	13	16	-2	21	35	-	6	-	20	-1	-	31	15
Connors, M.	145	4	6	-	8	-	-	-	56	7	46	-	18	-	-
Andrews, D.	106	DNP	DNP	14	-	9	DNP	DNP	3	-1	-	34	22	24	1
Nealy, Q.	81	-	10	-	-	-	-	-	-	-	71	-	-	-	-
Milton, C.	62	-	-	-	-	-	-	-	-	-	-	62	-	-	-
White, D.	48	-	-	-	-	-	-	-	-	-	48	-	-	-	-
Hankins, B.	46	-	46	-	-	-	-	-	-	-	-	-	-	-	-
Summers, M.	45	15	-	-	-	14	5	-	-	-	-	-	-	-	11
Davis, P.	41	-	-	-	41	-	-	-	-	-	-	-	-	-	-
Harrell, A.	25	DNP	-	-	-	-	-	9	-	-	-	-	16	-	-
Johnson, I.	19	-	DNP	-	-	19	-	-	-	-	-	-	-	-	-
Willis, I.	18	-	DNP	DNP	DNP	DNP	DNP	DNP	-	-	18	-	-	-	-
Messick, A.	16	-	DNP	DNP	DNP	DNP	DNP	DNP	-	-	16	DNP	DNP	DNP	DNP
Rodwell, R.	10	-	-	-	-	10	-	-	-	-	-	-	-	-	-
Dennis, C.	7	-	-	-	-	-	-	-	-	-	7	-	-	-	-

INDIVIDUAL GAME-BY-GAME INTERCEPTIONS

	No-Yds	WOFF	TUL	GSU	VT	MIAMI	DUKE	UNC	PITT	UVA	NCST	CLEM	UGA	FSU	MSU
White, D.	4-48	-	-	-	1-0	-	-	-	-	-	1-48 (td)	1-0	1-0	-	-
Golden, J.	4-87	-	-	-	-	1-0	-	1-2	-	1-0	-	1-85 (td)	-	-	-
Nealy, Q.	2-81	-	1-10 (td)	-	-	-	-	-	-	-	1-71	-	-	-	-
Milton, C.	2-62	-	-	-	-	-	-	-	-	-	-	1-62 (td)	-	-	1-0
Gotsis, A.	1-0	-	-	-	-	-	-	-	-	1-0	-	-	-	-	-
Johnson, I.	1-19	-	DNP	-	-	1-19	-	-	-	-	-	-	-	-	-
Davis, P.	1-41	-	-	-	1-41 (td)	-	-	-	-	-	-	-	-	-	-
Griffin, Co.	1-0	-	-	-	1-0	-	-	-	-	-	-	-	-	-	-
Smith, D.	1-0	-	1-0	-	-	-	-	-	-	-	-	-	-	-	-
Austin, Law.	1-0	-	1-0	-	-	-	-	-	-	-	-	-	-	-	-

INDIVIDUAL GAME-BY-GAME FUMBLES

	Force-Rec	WOFF	TUL	GSU	VT	MIAMI	DUKE	UNC	PITT	UVA	NCST	CLEM	UGA	FSU	MSU
Golden, J.	3-0	-	-	1-0	-	-	-	-	1-0	-	-	-	-	-	1-0
Davis, P.	3-0	-	-	-	-	-	-	-	2-0	1-0	-	-	-	-	-
Johnson, I.	2-2	-	-	-	-	-	-	-	1-1	-	-	-	1-1	-	-
Nealy, Q.	1-3	-	-	-	-	-	-	-	0-2	-	0-1	-	1-0	-	-
Smith, D.	1-1	-	-	1-0	-	-	-	-	0-1	-	-	-	-	-	-
Freeman, K.	1-1	-	-	0-1	-	-	-	-	-	1-0	-	-	-	-	-
Marcordes, T.	1-1	-	-	-	-	-	-	-	-	-	1-0	-	0-1	-	-
Gamble, P.	1-0	1-0	-	-	-	-	-	-	-	-	-	-	-	-	-
Austin, Law.	1-0	-	-	-	1-0	-	-	-	-	-	-	-	-	-	-
White, D.	1-0	-	-	-	-	-	-	-	1-0	-	-	-	-	-	-
Travis, K.	0-1	-	-	-	-	-	-	-	0-1	-	-	-	-	-	DNP
Rook-Chungong, R.	0-1	-	-	-	-	-	-	-	-	-	-	-	-	-	0-1



2014 STATISTICS

11-3 OVERALL / 6-2 ACC / 5-1 HOME / 5-1 ROAD / 1-1 NEUTRAL

INDIVIDUAL GAME-BY-GAME TACKLES

	Solo-Assist	Total	WOFF	TUL	GSU	VT	MIAMI	DUKE	UNC	PITT	UVA	NCST	CLEM	UGA	FSU	MSU
Davis, P. LB	82-37	119	5-0	5-0	6-1	4-5	9-0	6-2	11-3	5-1	5-0	2-7	6-7	4-3	7-4	7-4
Nealy, Q. LB	57-35	92	5-1	4-0	8-0	3-5	3-1	8-2	7-2	3-4	2-1	4-2	3-7	5-4	0-6	2-0
Smith, D. DB	54-19	73	5-1	3-2	4-0	3-2	2-1	6-1	9-1	3-1	2-1	1-4	2-1	2-4	10-0	2-0
Johnson, I. DB	51-21	72	3-0	DNP	2-0	3-3	5-0	5-0	6-1	8-6	1-1	1-3	3-0	6-4	3-0	5-3
White, D. DB	52-14	66	2-1	4-0	2-0	7-3	2-0	5-0	8-3	1-2	6-0	6-1	2-2	2-2	1-0	4-0
Golden, J. DB	43-18	61	1-0	2-0	5-1	2-4	4-0	1-0	5-2	4-1	2-0	2-2	2-3	2-1	4-3	7-1
Freeman, K. DL	37-17	54	4-0	1-1	4-0	1-4	1-0	6-0	3-1	3-0	4-1	1-3	2-1	2-3	3-2	2-1
Gotsis, A. DL	23-13	36	3-0	-	2-0	1-4	2-0	1-0	2-1	2-0	3-0	-	1-2	1-3	3-1	2-2
Milton, C. DB	25-7	32	1-0	3-0	3-0	2-0	-	1-0	1-1	2-1	1-0	-	2-0	4-1	1-0	4-4
Marcordes, T. LB	20-11	31	1-1	1-2	3-0	0-2	-	-	2-1	1-0	1-0	3-1	1-0	3-4	1-0	3-0
Green, S. DL	18-9	27	4-0	2-0	0-1	3-1	1-0	2-0	2-1	0-1	-	-	DNP	0-2	1-1	3-2
Gamble, P. DL	14-11	25	4-0	0-2	1-0	0-2	1-0	1-0	-	-	2-0	1-2	2-1	1-1	1-1	0-2
Harrell, A. LB	14-5	19	DNP	3-0	1-0	-	2-0	-	-	1-0	2-0	2-1	-	2-2	1-2	-
Austin, Law. DB	11-8	19	0-1	0-1	1-0	1-2	DNP	4-1	-	DNP	-	1-3	2-0	-	1-0	1-0
Chungong, R. DL	15-3	18	4-1	2-0	0-1	1-0	-	1-0	DNP	-	DNP	1-0	2-0	-	1-1	3-0
Griffin, Co. DB	11-4	15	-	-	1-0	3-1	-	1-0	1-0	-	-	-	-	1-0	1-2	2-1
Hankins, B. LB	5-6	11	-	-	-	-	-	1-0	1-1	-	2-0	0-2	-	1-2	0-1	-
Austin, Lan. DB	7-4	11	2-0	0-1	-	0-1	DNP	1-0	-	-	-	2-1	-	-	-	2-1
Travis, K. LB	5-5	10	-	-	DNP	0-2	-	4-0	1-2	0-1	-	-	DNP	DNP	-	DNP
McNair, T. LB	4-3	7	-	1-0	-	-	DNP	DNP	-	1-0	1-0	0-1	-	1-2	-	-
Stargel, T. DL	5-1	6	2-0	1-1	-	1-0	-	-	-	-	-	-	-	-	-	1-0
Griffin, L. DB	4-1	5	DNP	DNP	1-0	1-0	-	-	-	0-1	-	-	-	-	1-0	1-0
Noble, D. DB	5-0	5	3-0	1-0	DNP	-	1-0	-	-	DNP	-	-	DNP	DNP	DNP	-
Simmons, A. DL	3-2	5	DNP	DNP	DNP	-	-	DNP	DNP	-	-	1-0	2-2	DNP	-	-
Alford, C. LB	1-3	4	-	DNP	-	-	-	-	0-1	-	-	1-1	-	-	-	0-1
Chau, A.	3-0	3	DNP	DNP	DNP	DNP	DNP	-	DNP	-	1-0	-	DNP	DNP	-	2-0
Kallon, F. DL	1-2	3	DNP	DNP	DNP	1-1	DNP	DNP	DNP	-	DNP	0-1	DNP	DNP	DNP	DNP
Butker, H.	1-1	2	-	-	-	-	-	-	-	0-1	1-0	-	-	-	-	-
Mason, S.	1-1	2	-	1-0	-	-	-	-	-	-	-	-	-	-	0-1	-
Merriweather, T. DL	1-1	2	1-0	DNP	DNP	DNP	DNP	DNP	-	DNP	DNP	0-1	DNP	DNP	DNP	DNP
Laskey, Z.	1-1	2	-	-	-	-	-	1-0	-	DNP	DNP	-	-	-	0-1	-
TEAM	1-0	1	-	-	-	-	-	-	-	1-0	-	-	-	-	-	-
Durham, S. DB	1-0	1	-	1-0	DNP	DNP	DNP	DNP	DNP	DNP	DNP	DNP	DNP	DNP	DNP	DNP
Connors, M.	0-1	1	-	-	-	-	-	-	0-1	-	-	-	-	-	-	-
Summers, M.	1-0	1	-	1-0	-	-	-	-	-	-	-	-	-	-	-	-
Rodwell, R.	1-0	1	-	-	-	-	1-0	-	-	-	-	-	-	-	-	-
Zenon, T.	1-0	1	-	-	-	-	-	-	-	-	1-0	-	-	-	-	DNP
Marshall, A.	1-0	1	DNP	-	-	DNP	DNP	-	-	-	-	-	-	1-0	-	DNP
Tobin, S.	1-0	1	-	-	-	-	-	-	-	1-0	-	DNP	-	-	-	-

INDIVIDUAL GAME-BY-GAME SACKS

	Solo-Assist	Total	WOFF	TUL	GSU	VT	MIAMI	DUKE	UNC	PITT	UVA	NCST	CLEM	UGA	FSU	MSU
Freeman, K. DL	4-1	4.5	-	1.0-3	-	0.5-4	1.0-3	-	-	-	1.0-6	-	-	1.0-7	-	-
Davis, P. LB	3-2	4.0	-	-	-	-	1.0-6	-	0.5-1	1.0-3	1.0-10	-	0.5-5	-	-	-
Gotsis, A. DL	3-0	3.0	-	-	-	-	-	-	-	2.0-17	-	-	-	-	-	1.0-6
Marcordes, T. LB	2-0	2.0	-	-	-	-	-	-	-	-	-	1.0-11	1.0-12	-	-	-
Green, S. DL	1-1	1.5	-	1.0-2	0.5-3	-	-	-	-	-	-	-	DNP	-	-	-
Nealy, Q. LB	0-3	1.5	-	-	-	0.5-4	-	-	0.5-0	-	-	-	0.5-4	-	-	-
Chungong, R. DL	1-1	1.5	-	-	0.5-4	-	-	-	DNP	-	DNP	-	-	-	-	1.0-6
Stargel, T. DL	1-0	1.0	-	1.0-8	-	-	-	-	-	-	-	-	-	-	-	-
McNair, T. LB	1-0	1.0	-	-	-	-	DNP	DNP	-	-	-	-	-	1.0-2	-	-

INDIVIDUAL GAME-BY-GAME TACKLES FOR LOSS

	Solo-Assist	Total	WOFF	TUL	GSU	VT	MIAMI	DUKE	UNC	PITT	UVA	NCST	CLEM	UGA	FSU	MSU
Freeman, K. DL	8-3	9.5	1.0-7	1.0-3	-	1.0-4	1.0-3	1.0-2	2.0-3	-	1.0-6	-	-	1.0-7	-	0.5-0
Davis, P. LB	6-5	8.5	-	-	-	-	1.0-6	1.0-1	0.5-1	3.0-10	1.0-10	0.5-1	1.0-7	-	-	0.5-1
Gotsis, A. DL	6-1	6.5	-	-	1.0-3	0.5-1	1.0-1	-	-	2.0-17	-	-	-	1.0-2	-	1.0-6
Nealy, Q. LB	4-4	6.0	-	1.0-4	-	2.0-10	-	2.0-17	0.5-0	-	-	-	0.5-4	-	-	-
Marcordes, T. LB	5-1	5.5	-	-	-	-	-	-	-	-	-	2.5-13	1.0-12	1.0-1	1.0-4	-
Green, S. DL	4-1	4.5	2.0-3	1.0-2	0.5-3	-	-	-	1.0-2	-	-	-	DNP	-	-	-
Golden, J. DB	4-0	4.0	-	-	2.0-7	-	-	-	-	-	-	-	-	1.0-1	-	1.0-4
Johnson, I. DB	3-0	3.0	1.0-1	DNP	-	-	-	-	-	-	-	-	-	2.0-3	-	-
Chungong, R. DL	2-1	2.5	-	1.0-5	0.5-4	-	-	-	DNP	-	DNP	-	-	-	-	1.0-6
White, D. DB	2-1	2.5	-	-	-	1.5-2	-	-	-	-	-	-	-	1.0-1	-	-
Smith, D. DB	2-0	2.0	1.0-1	-	-	-	-	-	-	-	-	-	1.0-4	-	-	-
Travis, K. LB	1-1	1.5	-	-	DNP	0.5-1	-	1.0-4	-	-	-	-	DNP	DNP	-	DNP
Gamble, P. DL	1-1	1.5	1.0-5	-	-	0.5-0	-	-	-	-	-	-	-	-	-	-
Stargel, T. DL	1-0	1.0	-	1.0-8	-	-	-	-	-	-	-	-	-	-	-	-
Milton, C. DB	1-0	1.0	-	-	-	1.0-4	-	-	-	-	-	-	-	-	-	-
McNair, T. LB	1-0	1.0	-	-	-	-	DNP	DNP	-	-	-	-	-	1.0-2	-	-
Simmons, A. DL	0-1	0.5	DNP	DNP	DNP	-	-	DNP	DNP	-	-	-	0.5-2	DNP	-	-



2014 STATISTICS

11-3 OVERALL / 6-2 ACC / 5-1 HOME / 5-1 ROAD / 1-1 NEUTRAL

GEORGIA TECH SCORING DRIVES

	QTR	TD	FG	PLAYERS	PLAY	PLAYS	YDS	TIME
Wofford	1	X		Zach Laskey	4-yard rush	9	78	4:25
	2		X	Harrison Butker	30-yard FG	4	37	0:41
	3	X		Justin Thomas to DeAndre Smelter	19-yard pass	11	72	5:41
	3	X		Justin Thomas to DeAndre Smelter	71-yard pass	1	71	0:17
	4	X		Zack Laskey	11-yard rush	3	80	1:08
Tulane	4	X		Synjyn Days	4-yard rush	10	54	5:19
	1	X		Tim Byerly	1-yard rush	10	75	5:57
	2	X		Quayshawn Nealy	10-yard INT return			
	2	X		Tony Zenon	19-yard rush	3	30	1:28
	2		X	Harrison Butker	46-yard FG	4	16	0:21
Ga So	3	X		Tony Zenon	2-yard rush	12	76	6:42
	4	X		Tim Byerly	1-yard rush	3	1	1:25
	1	X		Justin Thomas	8-yard rush	3	75	1:15
	1	X		Justin Thomas to Zach Laskey	12-yard pass	10	84	4:16
	2	X		Tim Byerly	1-yard rush	14	84	7:20
Va Tech	2	X		Justin Thomas to Darren Waller	4-yard pass	9	68	4:58
	2	X		Justin Thomas to DeAndre Smelter	57-yard pass	5	86	2:28
	4	X		Justin Thomas to Deon Hill	13-yard pass	11	72	3:49
	1		X	Harrison Butker	43-yard FG	7	52	4:04
	2	X		Justin Thomas	2-yard rush	7	70	2:27
Miami	4	X		Paul Davis	41-yard INT return			
	4	X		Justin Thomas to DeAndre Smelter	31-yard pass	9	67	3:18
	4		X	Harrison Butker	24-yard FG	7	33	1:58
	1	X		Justin Thomas	1-yard rush	8	62	4:19
	2	X		Tony Zenon	6-yard rush	9	69	4:55
Duke	3	X		B.J. Bostic	2-yard rush	13	75	6:50
	4	X		Deon Hill	8-yard rush	13	75	6:54
	1	X		Harrison Butker	27-yard FG	14	70	6:39
	2	X		Harrison Butker	26-yard FG	6	20	3:09
	2	X		Zach Laskey	4-yard rush	12	75	3:56
UNC	4	X		Tim Byerly	11-yard rush	9	73	3:09
	4	X		Tim Byerly	1-yard rush	9	89	1:52
	1	X		Zach Laskey	3-yard rush	12	70	6:13
	2		X	Harrison Butker	27-yard FG	10	63	5:21
	2	X		Justin Thomas to Tony Zenon	12-yard pass	5	75	1:25
Pitt	3	X		Justin Thomas to Darren Waller	55-yard pass	7	75	3:00
	4	X		Justin Thomas to DeAndre Smelter	46-yard pass	6	83	2:46
	4	X		Zach Laskey	14-yard rush	9	72	4:28
	4	X		DeAndre Smelter	75-yard rush	5	87	2:17
	1	X		Broderick Snoddy	4-yard rush	3	38	1:22
Virginia	1	X		Justin Thomas to Charles Perkins	79-yard pass	3	80	1:37
	1	X		Justin Thomas	14-yard rush	1	14	0:06
	1	X		Broderick Snoddy	34-yard rush	2	35	0:43
	3	X		Broderick Snoddy	28-yard rush	7	75	3:44
	4	X		Tony Zenon	57-yard rush	1	57	0:10
NC State	4	X		Deon Hill	8-yard rush	1	8	0:08
	4	X		Matt Connors	6-yard rush	7	75	3:18
	1	X		Deon Hill	14-yard rush	6	42	2:43
	1	X		Justin Thomas to DeAndre Smelter	18-yard pass	9	78	4:00
	2	X		Justin Thomas to Darren Waller	11-yard pass	4	71	1:11
Clemson	3	X		Synjyn Days	4-yard rush	12	75	6:32
	4	X		Synjyn Days	17-yard pass	9	37	5:39
	1	X		Justin Thomas	16-yard rush	7	56	3:30
	1	X		Synjyn Days	53-yard rush	4	75	1:43
	2	X		D.J. White	48-yard INT ret.			
Georgia	2	X		Quayshawn Nealy	43-yard FUM ret.			
	2	X		Tim Byerly	2-yard rush	9	48	3:34
	3	X		Tim Byerly	1-yard rush	8	75	4:11
	3	X		Matt Connors	3-yard rush	12	79	6:12
	4	X		Tim Byerly to Antonio Messick	16-yard pass	14	65	7:13
Fla. State	1	X		Jamal Golden	85-yard INT ret.			
	2		X	Harrison Butker	25-yard FG	8	70	4:06
	3	X		Justin Thomas to DeAndre Smelter	5-yard pass	4	75	2:15
	3		X	Harrison Butker	32-yard FG	6	29	3:24
	3	X		Chris Milton	62-yard INT ret.			
Miss. State	4	X		Harrison Butker	42-yard FG	7	45	4:24
	2	X		Justin Thomas to Darren Waller	7-yard pass	14	80	2:56
	3	X		Zach Laskey	4-yard rush	8	63	3:52
	4	X		Zach Laskey	8-yard rush	13	80	6:51
	4		X	Harrison Butker	53-yard FG	2	21	0:13
Va Tech	OT1	X		Zach Laskey	2-yard rush	5	25	--
	1	X		Synjyn Days	1-yard rush	8	71	3:48
	1	X		Synjyn Days	1-yard rush	11	75	5:50
	2	X		Zach Laskey	4-yard rush	11	75	6:08
	3	X		Synjyn Days	1-yard rush	14	77	6:52
Duke	4	X		Justin Thomas to Darren Waller	25-yard pass	6	97	1:09
	1	X		Synjyn Days	3-yard rush	4	36	1:27
	1	X		Justin Thomas to Darren Waller	41-yard pass	9	88	4:59
	2	X		Justin Thomas	13-yard rush	12	82	4:43
	3	X		Synjyn Days	69-yard rush	2	75	0:55
UNC	3	X		Justin Thomas	32-yard rush	7	81	3:05
	3	X		Justin Thomas	15-yard rush	6	52	2:24
	4	X		Synjyn Days	4-yard rush	7	46	2:59

OPPONENT SCORING DRIVES

	QTR	TD	FG	PLAYERS	PLAY	PLAYS	YDS	TIME
Wofford	1		X	David Marvin	39-yard FG	10	53	6:00
	2	X		Ray Smith	92-yard rush	3	94	0:24
	3	X		David Marvin	51-yard FG	11	41	4:43
	4	X		Octavius Harden	4-yard rush	16	75	9:13
Tulane	1	X		Tanner Lee to Justyn Shackelford	12-yard pass	3	8	1:20
	1	X		Teddy Veal	24-yard rush	9	75	5:02
	2	X		Tanner Lee to Xavier Rush	61-yard pass	4	75	1:32
Ga So	1	X		Matt Breida	69-yard rush	3	72	0:52
	2		X	Alex Hanks	27-yard FG	9	65	3:01
	3	X		Kevin Ellison	32-yard rush	11	75	4:56
	3	X		Matt Breida	2-yard rush	4	85	1:46
	3	X		Kevin Ellison to BJ Johnson	68-yard pass	7	94	3:16
Va Tech	4	X		L.A. Ramsby	11-yard rush	7	94	3:16
	1		X	Joey Slye	42-yard FG	10	46	4:08
	2	X		Joey Slye	33-yard FG	12	54	4:48
	2		X	Marshawn Williams	6-yard rush	10	63	4:32
Miami	2	X		Joey Slye	36-yard FG	8	56	0:55
	4	X		Michael Brewer	21-yard rush	7	75	3:19
	1	X		Brad Kaaya to Braxton Berrios	21-yard pass	6	75	2:41
	1	X		Duke Johnson	24-yard rush	3	92	1:25
Duke	3	X		Michael Badgley	27-yard FG	10	71	4:39
	1	X		Anthony Boone to Max McCaffrey	4-yard pass	11	75	4:40
	2	X		Thomas Sirk	3-yard rush	12	82	4:37
	3	X		Josh Snead	4-yard rush	9	46	3:10
UNC	3	X		Ross Martin	34-yard FG	8	50	2:53
	4	X		Thomas Sirk	1-yard rush	3	23	0:57
	1	X		Marquise Williams to Bug Howard	8-yard pass	13	76	4:28
	2	X		Marquise Williams to Ryan Switzer	68-yard pass	4	79	1:30
Pitt	2	X		Marquise Williams to Ryan Switzer	15-yard pass	9	65	3:18
	3	X		Marquise Williams	13-yard rush	11	75	3:47
	3	X		Romar Morris	3-yard rush	11	66	4:05
	4	X		Marquise Williams to Mack Hollins	36-yard pass	7	52	2:14
Virginia	4	X		T.J. Logan	2-yard rush	12	75	2:56
	2	X		James Conner	1-yard rush	10	79	5:04
	2	X		James Conner	4-yard rush	5	71	2:30
	3	X		James Conner	16-yard rush	10	76	4:55
Fla. State	4	X		Trey Anderson to Isaac Bennett	35-yard pass	6	75	1:42
	1	X		Greyson Lambert to Zach Swanson	13-yard pass	8	75	2:54
	2		X	Ian Frye	22-yard FG	6	21	1:51
	1	X		Jacoby Brissett	15-yard rush	9	75	2:55
NC State	1	X		Matt Dayes	17-yard rush	12	71	2:52
	2	X		Niklas Sade	46-yard FG	3	40	0:19
	4	X		Jacoby Brissett to David Grinnage	19-yard pass	6	75	3:06
	1	X		Ammon Lakip	27-yard FG	11	41	4:33
Clemson	3	X		Ammon Lakip	32-yard FG	8	56	3:18
	1	X		Nick Chubb	1-yard rush	10	75	4:03
	3	X		Damian Swann	99-yard FUM ret.			
	4		X	Marshall Morgan	19-yard FG	15	73	5:54
Georgia	4	X		Hutson Mason to Malcolm Mitchell	3-yard pass	12	69	2:23
	1	X		Jameis Winston to Nick O'Leary	46-yard pass	5	74	2:03
	2	X		Dalvin Cook	1-yard rush	7	75	2:30
	2	X		Jameis Winston to Rashaad Greene	44-yard pass	6	71	2:15
Fla. State	2	X		Jameis Winston to Rashaad Greene	9-yard pass	10	75	1:56
	3	X		Roberto Aguayo	33-yard FG	10	59	4:48
	4	X		Roberto Aguayo	32-yard FG	12	75	4:46
	4	X		Roberto Aguayo	28-yard FG	6	36	2:55
Miss. State	2	X		Evan Sobiesk	32-yard FG	13	60	3:40
	2	X		Dak Prescott	5-yard run	4	55	1:07
	2	X		Evan Sobiesk	30-yard FG	8	62	2:01
	2	X		Dak Prescott to Fred Ross	42-yard pass	5	72	0:29
Va Tech	4	X		Dak Prescott to D. Wilson	7-yard pass	13	85	4:24
	4	X		Dak Prescott to D. Wilson	12-yard pass	6	52	1:38

SCORING DRIVES SUMMARY

	Georgia Tech	Opponents
Touchdown plays of 20-plus yards	19	16
Touchdown plays of 50-plus yards	10	6
Touchdown drives of 80-plus yards	14	7
Touchdown drives of 90-plus yards	1	3
Touchdown drives of 20 yards or less	3	1
Touchdown drives of 5:00 or more	16	4
Touchdown drives of 7:00 or more	2	1
Touchdown drives of 3:00 or less	29	24
Touchdown drives of 2:00 or less	20	14
Touchdown drives of 1:00 or less	7	4
Touchdown drives of 5 plays or less	21	12
Touchdown drives of 10 plays or more	20	20
Touchdown drives of 1 play	4	0



2014 STATISTICS

11-3 OVERALL / 6-2 ACC / 5-1 HOME / 5-1 ROAD / 1-1 NEUTRAL

GEORGIA TECH BIG PLAYS (25+ YARDS)

* Touchdown

NO.	OPPONENT	PLAYER(S)	PLAY	DOWN/DIST	YDS
1	Wofford (7)	Jamal Golden	KO Ret.	--	40
2		Justin Thomas to Tony Zenon	Pass	1st/20	33
3		Jamal Golden	KO Ret.	--	28
4		Jamal Golden	KO Ret.	--	29
5		Justin Thomas to DeAndre Smelter	Pass	1st/10	71*
6		Justin Thomas to Broderick Snoddy	Pass	2nd/6	65
7		Jamal Golden	Punt Ret.	--	28
8	Tulane (4)	Jamal Golden	KO Ret.	--	
9		Justin Thomas	Rush	1st/10	27
10		Jamal Golden	KO Ret.	--	26
11		Tony Zenon	Rush	1st/10	41
12	Ga Southern (5)	Charles Perkins	Rush	1st/10	63
13		Justin Thomas	Rush	1st/10	33
14		Justin Thomas to Darren Waller	Pass	3rd/8	26
15		Justin Thomas to DeAndre Smelter	Pass	2nd/9	57*
16		Broderick Snoddy	KO Ret.	--	25
17	Va Tech (7)	Justin Thomas	Rush	2nd/8	29
18		Zach Laskey	Rush	2nd/6	26
19		Justin Thomas	Rush	1st/10	26
20		Justin Thomas	Rush	2nd/8	32
21		Paul Davis	INT Ret.	--	41*
22		Broderick Snoddy	KO Ret.	--	29
23		Justin Thomas to DeAndre Smelter	Pass	2nd/10	31*
24	Miami (4)	Jamal Golden	KO Ret.	--	37
25		Jamal Golden	KO Ret.	--	30
26		Charles Perkins	Rush	3rd/4	25
27		Justin Thomas to Tony Zenon	Pass	3rd/16	30
28	Duke (6)	Jamal Golden	KO Ret.	--	68
29		Jamal Golden	KO Ret.	--	51
30		Justin Thomas to Darren Waller	Pass	1st/10	26
31		Tim Byerly to Darren Waller	Pass	3rd/18	30
32		Tim Byerly to Deon Hill	Pass	1st/10	29
33	UNC (8)	Justin Thomas to Deon Hill	Pass	1st/10	47
34		Justin Thomas to Tony Zenon	Pass	3rd/13	25
35		Broderick Snoddy	KO Ret.	--	26
36		Justin Thomas to Broderick Snoddy	Pass	1st/10	33
37		Justin Thomas to Darren Waller	Pass	2nd/12	55*
38		Justin Thomas to DeAndre Smelter	Pass	2nd/5	46*
39		Jamal Golden	KO Ret.	--	26
40		DeAndre Smelter	Rush	1st/25	75*
41	Pitt (7)	Justin Thomas	Rush	1st/10	33
42		Justin Thomas to Charles Perkins	Pass	3rd/9	79*
43		Broderick Snoddy	Rush	2nd/9	34*
44		Justin Thomas to DeAndre Smelter	Pass	1st/10	26
45		Broderick Snoddy	Rush	1st/10	28*
46		Tony Zenon	Rush	1st/10	57*
47		Matt Connors	Rush	2nd/4	25
48	Virginia (4)	Justin Thomas to DeAndre Smelter	Pass	1st/10	65
49		Jamal Golden	KO Ret.	--	25
50		Synjyn Days	Rush	1st/10	31
51		Synjyn Days	Rush	1st/10	33
52	NC State (7)	Jamal Golden	KO Ret.	--	26
53		Synjyn Days	Rush	2nd/7	53*
54		Quayshawn Nealy	INT Ret.	--	71
55		D.J. White	INT Ret.	--	48*
56		Quayshawn Nealy	FUM Ret.	--	43*
57		Justin Thomas	Rush	2nd/5	30
58		Tim Byerly	Rush	2nd/11	37
59	Clemson (5)	Jamal Golden	INT Ret.	--	85*
60		Broderick Snoddy	Rush	2nd/5	46
61		Justin Thomas	Rush	1st/10	65
62		Chris Milton	INT Ret.	--	62*
63		Dennis Andrews	Rush	1st/10	30
64	Georgia (1)	Charles Perkins	Rush	2nd/10	25
65	Fla. State (2)	Justin Thomas to Deon Hill	Pass	2nd/9	27
66		Justin Thomas to Darren Waller	Pass	1st/10	25*
67	Miss. State (5)	Synjyn Days	Rush	2nd/4	69*
68		Justin Thomas to Darren Waller	Pass	1st/10	41*
69		Justin Thomas to Darren Waller	Pass	3rd/3	39
70		Justin Thomas	Rush	1st/10	32*
71		Jamal Golden	KO Ret.	--	25

OPPONENT BIG PLAYS (25+ YARDS)

* Touchdown

NO.	OPPONENT	PLAYER(S)	PLAY	DOWN/DIST	YDS
1	Wofford (2)	Lorenzo Long	KO Ret.	--	34
2		Ray Smith	Rush	3rd/8	92*
3	Tulane (3)	Tanner Lee to Xavier Rush	Pass	1st/10	61*
4		D. Hilliard	KO Ret.	--	28
5		Devin Powell to Justyn Shackelford	Pass	1st/10	27
6	Ga Southern (8)	Derek Keaton	KO Ret.	--	27
7		Matt Brieda	Rush	3rd/7	69*
8		Kevin Ellison	Rush	4th/1	32*
9		Kevin Ellison	Rush	2nd/8	38
10		Kevin Ellison to Kentrellis Showers	Pass	1st/10	43
11		Kevin Ellison to BJ Johnson	Pass	1st/10	68*
12		Kevin Ellison	Rush	3rd/5	25
13		Kevin Ellison to Matt Brieda	Pass	2nd/5	28
14	Va Tech (3)	Demetri Knowles	KO Ret.	--	29
15		Michael Brewer to Isaiah Ford	Pass	2nd/14	25
16		Michael Brewer to Cam Phillips	Pass	3rd/15	30
17	Miami (3)	Stacy Coley	KO Ret.	--	39
18		Brad Kaaya to Phillip Dorsett	Pass	1st/10	37
19		Stacy Coley	KO Ret.	--	25
20		Brad Kaaya to Duke Johnson	Pass	2nd/7	28
21	Duke (2)	Anthony Boone to Shaun Wilson	Pass	2nd/22	29
22		Anthony Boone to Max McCaffrey	Pass	3rd/36	30
23	UNC (2)	Marquise Williams to Ryan Switzer	Pass	1st/10	68*
24		Marquise Williams to Mack Hollins	Pass	4th/6	36*
25	Pitt (4)	James Conner	Rush	1st/10	74
26		Raschid Ibrahim	Rush	2nd/2	50
27		Trey Anderson to Isaac Bennett	Pass	2nd/10	35*
28		Trey Anderson to Kevin Weatherspoon	Pass	3rd/10	39
29	Virginia (3)	Greyson Lambert to Canaan Severin	Pass	1st/10	28
30		Darius Jennings	KO Ret.	--	34
31		Greyson Lambert to Darius Jennings	Pass	1st/10	42
32	NC State (2)	D. Nichols	KO Ret.	--	29
33		Jacoby Brissett to Bra'lon Cherry	Pass	1st/10	35
34	Clemson (3)	T.J. Green	KO Ret.	--	25
35		T.J. Green	KO Ret.	--	29
36		Wayne Gallman	Rush	2nd/2	34
37	Georgia (3)	Nick Chubb	Rush	1st/10	65
38		Damian Swann	FUM Ret.	--	99*
39		Marshall Morgan	Rush	4th/12	28
40	Fla. State (7)	Kermit Whitfield	KO Ret.	--	26
41		Jameis Winston to Nick O'Leary	Pass	1st/10	46*
42		Kermit Whitfield	KO Ret.	--	25
43		Dalvin Cook	Rush	2nd/3	26
44		Jesus Wilson	KO Ret.	--	28
45		Jameis Winston to Rashaad Greene	Pass	3rd/11	44*
47		Jameis Winston to Nick O'Leary	Pass	1st/10	29
48	Miss. State (5)	Dak Prescott to Fred Ross	Pass	1st/10	42*
49		Dak Prescott to Joe Morrow	Pass	1st/10	35
50		Fred Ross	Punt Ret.	--	34
51		Dak Prescott to Joe Morrow	Pass	1st/10	32
52		Dak Prescott to Joe Morrow	Pass	1st/10	26

BIG PLAYS FROM SCRIMMAGE SUMMARY

	RUSH/CATCH	25-29	30-39	40-49	50-59	60-69	70-79	80-89	90-99	TOTAL								
Smelter	0/1	0/1	0/1	0/1	0/1	0/1	1/1	0/0	0/0	1/6								
Snoddy	1/0	1/1	1/0	0/0	0/1	0/0	0/0	0/0	0/0	3/2								
Zenon	0/1	0/1	1/0	1/0	0/0	0/0	0/0	0/0	0/0	2/2								
Thomas	3/0	4/0	0/0	0/0	1/0	0/0	0/0	0/0	0/0	8/0								
Perkins	2/0	0/0	0/0	0/0	1/0	0/1	0/0	0/0	0/0	3/1								
Waller	0/3	0/2	0/1	0/1	0/0	0/0	0/0	0/0	0/0	0/5								
Laskey	1/0	0/0	0/0	0/0	0/0	0/0	0/0	0/0	0/0	1/0								
Hill	0/2	0/0	0/1	0/0	0/0	0/0	0/0	0/0	0/0	0/3								
Connors	1/0	0/0	0/0	0/0	0/0	0/0	0/0	0/0	0/0	1/0								
Days	0/0	2/0	0/0	1/0	0/0	0/0	0/0	0/0	0/0	3/0								
Byerly	0/0	1/0	0/0	0/0	0/0	0/0	0/0	0/0	0/0	1/0								
Andrews	0/0	1/0	0/0	0/0	0/0	0/0	0/0	0/0	0/0	1/0								
TOTAL	15	(8/7)	14	(9/5)	5	(2/3)	4	(2/2)	3	(1/2)	0	(0/0)	0	(0/0)	42	(23/19)		
<i>Opponents</i>	<i>11</i>	<i>(3/8)</i>	<i>10</i>	<i>(3/7)</i>	<i>5</i>	<i>(0/5)</i>	<i>0</i>	<i>(0/0)</i>	<i>5</i>	<i>(2/3)</i>	<i>0</i>	<i>(0/0)</i>	<i>0</i>	<i>(0/0)</i>	<i>1</i>	<i>(1/0)</i>	<i>28</i>	<i>(9/19)</i>
PASSING	25-29	30-39	40-49	50-59	60-69	70-79	80-89	90-99	TOTAL									
Thomas	6	5	3	2	2	2	0	0	18									
Byerly	1	1	0	0	0	0	0	0	2									
TOTAL	7	6	3	2	2	2	0	0	20									



2014 STATISTICS

11-3 OVERALL / 6-2 ACC / 5-1 HOME / 5-1 ROAD / 1-1 NEUTRAL

POINTS OFF GEORGIA TECH TAKEAWAYS

OPPONENT	QTR	TURNOVER	DEFENDER(S)	LED TO	PTS	
Wofford	None					
Tulane	2	Interception	Quayshawn Nealy	Touchdown	7*	
	2	Interception	Demond Smith	Touchdown	7	
	3	Interception	Lawrence Austin	Touchdown	7	
Ga So	4	Fumble	Golden (F), Freeman (R)	Touchdown	7	
Va Tech	2	Interception	Corey Griffin	Touchdown	7	
	4	Interception	Paul Davis	Touchdown	7*	
	4	Interception	D.J. White	Field Goal	3	
Miami	2	Interception	Isaiah Johnson	Punt	0	
	4	Interception	Jamal Golden	End of game	0	
Duke	None					
North Carolina	1	Interception	Jamal Golden	Touchdown	7	
Pitt	1	Fumble	Johnson (F), Nealy (R)	Touchdown	7	
	1	Fumble	White (F), Team (R)	Touchdown	7	
	1	Fumble	Davis (F), Nealy (R)	Touchdown	7	
	1	Fumble	Golden (F), Johnson (R)	Touchdown	7	
	1	Fumble	D. Smith (R)	Downs	0	
	3	Fumble	Travis (R)	Touchdown	7	
Virginia	3	Interception	Adam Gotsis	Punt	0	
	3	Interception	Jamal Golden	Punt	0	
NC State	2	Interception	Quayshawn Nealy	Fumble	0	
	2	Interception	D.J. White	Touchdown	7*	
	2	Fumble	Marcordes (F), Nealy (R)	Touchdown	7*	
Clemson	1	Interception	Jamal Golden	Touchdown	6*	
	3	Interception	D.J. White	Field Goal	3	
	3	Interception	Chris Milton	Touchdown	7*	
Georgia	1	Fumble	Johnson (F), Marcordes (R)	Missed FG	0	
	2	Fumble	Nealy (F), Johnson (R)	Touchdown	7	
	OT1	Interception	D.J. White	--	--	
Fla. State	None					
Miss. State	1	Interception	Chris Milton	Touchdown	7	
	3	Fumble	Golden (F), (R) Rook-Chungong	Touchdown	7	
					Points	137

* Defensive touchdown

POINTS OFF GEORGIA TECH GIVEAWAYS

OPPONENT	QTR	TURNOVER	PLAYER(S)	LED TO	PTS	
Wofford	None					
Tulane	1	Fumble	Justin Thomas	Touchdown	7	
	1	Fumble	Tony Zenon	Missed FG	0	
	3	Interception	Justin Thomas	Punt	0	
Ga So	None					
Va Tech	3	Fumble	Justin Thomas	Missed FG	0	
Miami	None					
Duke	3	Fumble	Zach Laskey	Touchdown	7	
	3	Interception	Justin Thomas	Downs	0	
	4	Interception	Justin Thomas	Touchdown	7	
North Carolina	1	Fumble	Justin Thomas	Interception	0	
Pitt	4	Fumble	Synjyn Days	Punt	0	
Virginia	2	Interception	Justin Thomas	Field Goal	3	
NC State	1	Fumble	Synjyn Days	Touchdown	7	
	2	Fumble	Quayshawn Nealy	Interception	0	
Clemson	1	Fumble	Tony Zenon	Field Goal	3	
	3	Fumble	Zach Laskey	Interception	0	
Georgia	3	Fumble	Justin Thomas	Touchdown	7*	
	4	Fumble	Justin Thomas	Touchdown	7	
Fla. State	4	Interception	Justin Thomas	Punt	0	
Miss. State	2	Interception	Justin Thomas	Field Goal	3	
					Points	51

GEORGIA TECH FUMBLES

OPPONENT	QTR	PLAYER	RESULT
Wofford	2	Jamal Golden	Recovered
Tulane	1	Justin Thomas	Lost
	1	Tony Zenon	Lost
	4	Tim Byerly	Recovered
Ga So	None		
Va Tech	3	Justin Thomas	Lost
Miami	None		
Duke	3	Zach Laskey	Lost
North Carolina	1	Justin Thomas	Lost
Pitt	2	Tim Byerly	Recovered
	4	Synjyn Days	Lost
Virginia	1	Jamal Golden	Recovered
	2	Justin Thomas	Recovered
NC State	1	Synjyn Days	Lost
	2	Quayshawn Nealy	Lost
	3	Corey Dennis	Recovered
Clemson	1	Tony Zenon	Lost
	3	Zach Laskey	Lost
Georgia	3	Synjyn Days	Recovered
	3	Justin Thomas	Lost
	4	Justin Thomas	Lost
Fla. State	None		
Miss. State	1	Justin Thomas	Recovered

GEORGIA TECH PUNT-BY-PUNT

RODWELL, R.	QTR	FROM	TO	YARDS	RETURN	NET	FP
Wofford	1	GT30	OP30	40	Downed	40	OP30
	2	GT46	OP9	45	3	42	OP6
Tulane	2	OP45	OP10	35	Downed	35	OP10
Ga So	2	OP47	EZ	47	TB	27	OP20
	3	GT37	OP14	49	11	48	OP15
	3	GT47	OP17	36	Downed	36	OP17
	4	OP48	OP5	43	Downed	43	OP5
4	GT41	OP15	44	Downed	44	OP15	
Va Tech	1	GT26	OP32	42	-2	44	OP30
	2	GT36	OP17	47	3	54	OP10
	4	GT20	OP25	55	7	48	OP32
	4	GT25	OP32	43	9	44	OP31
Miami	1	GT38	OP12	50	4	46	OP8
	2	OP48	OP12	36	Downed	36	OP12
	4	OP45	OP16	29	OB	29	OP16
Duke	2	GT49	OP08	43	10	33	OP18
North Carolina	2	GT46	OP35	19	OB	19	OP35
	3	GT25	OP34	41	Downed	41	OP34
Pitt	2	GT27	OP29	44	Downed	44	OP29
	2	GT33	OP28	39	6	33	OP34
Virginia	2	OP43	OP16	27	0	27	OP16
	3	GT29	OP33	38	1	37	OP34
	4	GT23	OP23	54	-6	60	OP17
NC State	None						
Clemson	1	GT11	OP44	45	6	39	50
Georgia	1	OP48	OP0	48	TB	28	OP20
	1	GT33	OP21	46	1	45	OP22
	3	GT06	GT36	30	Downed	30	GT36
Fla. State	2	GT40	OP25	35	OB	35	OP25
	3	OP44	OP10	34	Downed	34	OP10
Miss. State	1	GT38	MS41	21	OB	21	MS41
	2	GT40	MS28	32	17	15	MS45
	4	GT38	MS14	48	34	14	MS48



2014 STATISTICS

11-3 OVERALL / 6-2 ACC / 5-1 HOME / 5-1 ROAD / 1-1 NEUTRAL

OFFENSIVE STARTERS	QB	AB	AB	BB	WR	WR	LT	LG	C	RG	RT
Wofford	Thomas	Zenon	Perkins	Laskey	Smelter	Summers	Chamberlain	Braun	Burden	Mason	Griffin
at Tulane	Thomas	Zenon	Perkins	Laskey	Smelter	Summers	Chamberlain	Braun	Burden	Mason	Griffin
Georgia Southern	Thomas	Zenon	Perkins	Laskey	Smelter	Summers	Chamberlain	Braun	Burden	Mason	Griffin
at Virginia Tech	Thomas	Zenon	Hill	Laskey	Smelter	Summers	Chamberlain	Braun	Burden	Mason	Griffin
Miami	Thomas	Zenon	Perkins	Laskey	Smelter	Summers	Chamberlain	Braun	Burden	Mason	Griffin
Duke	Thomas	Zenon	Perkins	Laskey	Smelter	Summers	Fromayan	Braun	Burden	Mason	Griffin
at North Carolina	Thomas	Hill	Perkins	Laskey	Smelter	Waller	Chamberlain	Braun	Burden	Mason	Griffin
at Pittsburgh	Thomas	Zenon	Perkins	Days	Smelter	Waller	Chamberlain	Braun	Burden	Mason	Joe
Virginia	Thomas	Zenon	Snoddy	Days	Smelter	Waller	Chamberlain	Braun	Burden	Mason	Joe
at NC State	Thomas	Zenon	Snoddy	Days	Smelter	Waller	Chamberlain	Braun	Burden	Mason	Joe
Clemson	Thomas	Zenon	Snoddy	Days	Smelter	Waller	Chamberlain	Braun	Burden	Mason	Joe
at Georgia	Thomas	Zenon	Perkins	Days	Smelter	Waller	Chamberlain	Braun	Burden	Mason	Joe
Florida State	Thomas	Zenon	Perkins	Days	Summers	Waller	Chamberlain	Braun	Burden	Mason	Joe
Mississippi State	Thomas	Bostic	Perkins	Days	Summers	Waller	Chamberlain	Brain	Burden	Mason	Joe

DEFENSIVE STARTERS	DE	DT	NT	DE	LB	LB	LB	CB	SS	FS	CB
Wofford	Stargel	Gotsis	Green	Rook-Chungong	D. Smith	Nealy	Davis	Milton	Johnson	Golden	White
at Tulane	Stargel	Gotsis	Green	Rook-Chungong	Marcordes	Nealy	Davis	Milton	D. Smith	Golden	White
Georgia Southern	Freeman	Gotsis	Green	Rook-Chungong	Marcordes	Nealy	Davis	Milton	D. Smith	Golden	White
at Virginia Tech	Freeman	Gotsis	Green	Rook-Chungong	Marcordes	Nealy	Davis	Milton	Johnson	Golden	White
Miami	Freeman	Gotsis	Green	Travis	Marcordes	Nealy	Davis	Milton	Johnson	Golden	White
Duke	Freeman	Gotsis	Green	Travis	D. Smith	Nealy	Davis	Milton	Johnson	Golden	White
at North Carolina	Freeman	Gotsis	Green	Travis	D. Smith	Nealy	Davis	Milton	Johnson	Golden	White
at Pittsburgh	Freeman	Gotsis	Green	Travis	Marcordes	Nealy	Davis	Milton	Johnson	Golden	White
Virginia	Freeman	Gotsis	Green	Gamble	D. Smith	Nealy	Davis	Milton	Johnson	Co. Griffin	White
at NC State	Freeman	Gotsis	Green	Marcordes (LB)	D. Smith	Nealy	Davis	Durham	Johnson	Law. Austin	White
Clemson	Freeman	Gotsis	Gamble	Rook-Chungong	D. Smith	Nealy	Davis	Milton	Johnson	Golden	White
at Georgia	Freeman	Gotsis	Green	Gamble	Marcordes	Nealy	Davis	Milton	Johnson	Golden	White
Florida State	Freeman	Gotsis	Green	Gamble	D. Smith	Nealy	Davis	Milton	Johnson	Golden	White
Mississippi State	Freeman	Gotsis	Green	Rook-Chungong	D. Smith	Nealy	Davis	Milton	Johnson	Golden	White

GAME INFORMATION

	TECH CAPTAINS	COIN TOSS	TECH KO/REC.	TECH FIRST PLAY	TECH 1ST POSSESSION	OPP. 1ST POSSESSION	KICKOFF TIME	GAME LENGTH	TECH HELMET	TECH JERSEY	TECH PANTS	RESULT
Wofford	^Mason, Perkins, Johnson, Connors	GT	Kickoff	Thomas pass to Smelter, 21 yds	Touchdown	Punt	12:33 p.m.	3:04	Gold	White	Gold	W, 38-19
at Tulane	^Bostic, Dennis, Nealy, Zenon	TUL	Receive	Thomas sacked	Lost fumble	Touchdown	3:03 p.m.	3:15	Gold	White	White	W, 38-21
Ga. So.	^Days, Smelter, McNearney, Travis, Rogers	GSU	Receive	Perkins rush, 63 yards	Touchdown	Punt	12:03 p.m.	3:30	Gold	White*	Gold*	W, 42-38
at VT	^Green, Hill, Laskey, McNair	VT	Receive	Thomas rush, 14 yards	Field Goal	Field Goal	12:01 p.m.	3:27	Gold	White	White	W, 27-24
Miami	+Mason, Nealy, Thomas	UM	Kickoff	Laskey rush, 8 yards	Touchdown	Touchdown	7:36 p.m.	2:58	White	White	White	W, 28-17
Duke	+Mason, Nealy, Thomas	DU	Kickoff	Laskey rush, 9 yards	Field Goal	Punt	12:30 p.m.	3:14	Gold	White*	Gold*	L, 25-31
at UNC	+Mason, Nealy, Thomas	GT	Kickoff	Thomas pass to Hill, 47 yards	Lost fumble	Punt	7:02 p.m.	3:22	White	White	White	L, 43-48
at Pitt	+Mason, Nealy, Thomas	GT	Kickoff	Thomas rush, 33 yards	Touchdown	Fumble	3:33 p.m.	3:20	White	White	Gold	W, 56-28
Virginia	+Mason, Nealy, Thomas	GT	Kickoff	Days rush, 7 yards	Touchdown	Punt	3:32 p.m.	3:08	Gold	White	Gold	W, 35-10
at NC St.	+Mason, Nealy, Thomas	GT	Kickoff	Thomas pass to Smelter, 6 yards	Touchdown	Punt	12:30 p.m.	3:10	Gold	White	Gold	W, 56-23
Clemson	+Mason, Nealy, Thomas	CLEM	Kickoff	Days rush, 0 yards	Fumble	Punt	12:01 p.m.	2:56	White	White	Gold	W, 28-6
at Georgia	+Mason, Nealy, Thomas	GT	Kickoff	Thomas rush, 1 yard	Punt	Touchdown	12:01 p.m.	3:32	Gold	White	White	W, 30-24
Florida St.	+Mason, Nealy, Thomas	GT	Kickoff	Thomas rush, 14 yards	Touchdown	Punt	8:14 p.m.	3:14	White	White	Gold	L, 35-37
Miss. State	+Mason, Nealy, Thomas	GT	Kickoff	Perkins rush, -4 yards	Touchdown	Interception	8:20 p.m.	3:28	White	Blue	Gold	W, 49-34

^ Game captains + Permanent captains * Throwback jerseys

PLAYERS OF THE WEEK (WINS ONLY)

	OFFENSE	DEFENSE	SPECIAL TEAMS
Wofford	DeAndre Smelter	Shawn Green	Corey Griffin
at Tulane	Charles Perkins	Quayshawn Nealy	Matt Connors
Georgia Southern	Justin Thomas	KeShun Freeman	Ryan Rodwell
at Virginia Tech	Shaquille Mason	P.J. Davis	Chris Milton
Miami	Zach Laskey	Isaiah Johnson	Ryan Rodwell
at Pittsburgh	Broderick Snoddy	Isaiah Johnson	Matt Connors
Virginia	Synjyn Days	KeShun Freeman	Beau Hankins
at NC State	Tony Zenon	D.J. White	Trevor Stroebel
Clemson	DeAndre Smelter	P.J. Davis	Lawrence Austin
at Georgia	Zach Laskey	Isaiah Johnson	Harrison Butker

ACC PLAYERS OF THE WEEK

	OFFENSE	DEFENSE	SPECIAL TEAMS
Sept. 22 (Virginia Tech win)	Justin Thomas -- Offensive Back (1)	P.J. Davis -- Linebacker (1)	
Oct. 6 (Miami win)	Shaquille Mason -- Offensive Lineman (3)		
Oct. 27 (Pittsburgh win)		Isaiah Johnson -- Defensive Back (2)	
Nov. 3 (Virginia win)		KeShun Freeman -- Defensive Lineman (1)	
Nov. 10 (NC State win)	Synjyn Days -- Offensive Back (1)	Quayshawn Nealy -- Linebacker (3)	
	Shaquille Mason -- Offensive Lineman (4)		
Nov. 17 (Clemson win)	DeAndre Smelter - Wide Receiver (1)	P.J. Davis - Linebacker (2)	
Nov. 29 (Georgia win)	Shaquille Mason -- Offensive Line (5)	D.J. White -- Defenisve Back (1)	

Number of career awards in parenthesis



2014 STATISTICS

11-3 OVERALL / 6-2 ACC / 5-1 HOME / 5-1 ROAD / 1-1 NEUTRAL

PARTICIPATION

Table listing player participation across various teams (GP/GS, WOFF, TUL, GSU, VT, MIAMI, DUKE, UNC, PITT, UVA, NCST, CLEM, UGA, FSU, MSU).

CAREER STARTS

Table showing career starts for various players across years '10-'14 and total counts.

CAREER GAMES

Table showing career games played by various players across years '10-'14 and total counts.



2014 STATISTICS

11-3 OVERALL / 6-2 ACC / 5-1 HOME / 5-1 ROAD / 1-1 NEUTRAL

GEORGIA TECH INDIVIDUAL GAME HIGHS

Rushes	29	Zach Laskey vs Miami (Oct 04, 2014)
Yards Rushing	171	Synjyn Days vs Mississippi State (Dec 31, 2014)
TD Rushes	3	Broderick Snoddy at Pittsburgh (Oct 25, 2014)
		Zach Laskey at Georgia (Nov 29, 2014)
		Synjyn Days vs Florida State (Dec 06, 2014)
		Justin Thomas vs Mississippi State (Dec 31, 2014)
		Synjyn Days vs Mississippi State (Dec 31, 2014)
Long Rush	75	DeAndre Smelter at North Carolina (Oct 18, 2014)
Pass attempts	24	Justin Thomas vs Georgia Southern (Sep 13, 2014)
Pass completions	11	Justin Thomas vs Wofford (Aug 30, 2014)
		Justin Thomas vs Georgia Southern (Sep 13, 2014)
Yards Passing	282	Justin Thomas vs Wofford (Aug 30, 2014)
TD Passes	4	Justin Thomas vs Georgia Southern (Sep 13, 2014)
Long Pass	79	Justin Thomas at Pittsburgh (Oct 25, 2014)
Receptions	5	DeAndre Smelter vs Wofford (Aug 30, 2014)
		DeAndre Smelter at Virginia Tech (Sep 20, 2014)
		Darren Waller vs Duke (Oct 11, 2014)
		DeAndre Smelter vs Clemson (Nov 15, 2014)
		Darren Waller vs Florida State (Dec 06, 2014)
		Darren Waller vs Mississippi State (Dec 31, 2014)
Yards Receiving	132	DeAndre Smelter vs Wofford (Aug 30, 2014)
TD Receptions	2	DeAndre Smelter vs Wofford (Aug 30, 2014)
Long Reception	79	Charles Perkins at Pittsburgh (Oct 25, 2014)
Field Goals	3	Harrison Butker vs Clemson (Nov 15, 2014)
Long Field Goal	53	Harrison Butker at Georgia (Nov 29, 2014)
Punts	5	Ryan Rodwell vs Georgia Southern (Sep 13, 2014)
Punting Avg	46.8	Ryan Rodwell at Virginia Tech (Sep 20, 2014)
Long Punt	55	Ryan Rodwell at Virginia Tech (Sep 20, 2014)
Punts inside 20	4	Ryan Rodwell vs Georgia Southern (Sep 13, 2014)
Long Punt Return	46	Beau Hankins at Tulane (Sep 06, 2014)
Long Kickoff Return	68	Jamal Golden vs Duke (Oct 11, 2014)
Tackles	14	P.J. Davis at North Carolina (Oct 18, 2014)
		Isaiah Johnson at Pittsburgh (Oct 25, 2014)
Sacks	2.0	Adam Gotsis at Pittsburgh (Oct 25, 2014)
Tackles For Loss	3.0	P.J. Davis at Pittsburgh (Oct 25, 2014)
Interceptions	1	18 times

GEORGIA TECH TEAM GAME HIGHS

Rushes	70	at Georgia (Nov 29, 2014)
Yards Rushing	479	at NC State (Nov 08, 2014)
Yards Per Rush	7.5	at NC State (Nov 08, 2014)
TD Rushes	7	at Pittsburgh (Oct 25, 2014)
Pass attempts	26	vs Duke (Oct 11, 2014)
Pass completions	14	vs Duke (Oct 11, 2014)
Yards Passing	282	vs Wofford (Aug 30, 2014)
Yards Per Pass	17.6	vs Wofford (Aug 30, 2014)
TD Passes	4	vs Georgia Southern (Sep 13, 2014)
Total Plays	86	at Georgia (Nov 29, 2014)
Total Offense	612	at Pittsburgh (Oct 25, 2014)
Yards Per Play	8.9	at North Carolina (Oct 18, 2014)
Points	56	at Pittsburgh (Oct 25, 2014)
		at NC State (Nov 08, 2014)
Sacks By	3	at Tulane (Sep 06, 2014)
		at Pittsburgh (Oct 25, 2014)
First Downs	32	at Georgia (Nov 29, 2014)
Penalties	8	at Virginia Tech (Sep 20, 2014)
		vs Duke (Oct 11, 2014)
		at NC State (Nov 08, 2014)
Penalty Yards	69	vs Miami (Oct 04, 2014)
		vs Duke (Oct 11, 2014)
Turnovers	3	at Tulane (Sep 06, 2014)
		vs Duke (Oct 11, 2014)
Interceptions By	3	at Tulane (Sep 06, 2014)
		at Virginia Tech (Sep 20, 2014)
		vs Clemson (Nov 15, 2014)
Punts	5	vs Georgia Southern (Sep 13, 2014)
Punting Avg	46.8	at Virginia Tech (Sep 20, 2014)
Long Punt	55	at Virginia Tech (Sep 20, 2014)
Punts inside 20	4	vs Georgia Southern (Sep 13, 2014)
Long Punt Return	46	at Tulane (Sep 06, 2014)

OPPONENT INDIVIDUAL GAME HIGHS

Rushes	31	Cook, D., vs Florida State (Dec 06, 2014)
Yards Rushing	177	Cook, D., vs Florida State (Dec 06, 2014)
TD Rushes	3	Conner, J., at Pittsburgh (Oct 25, 2014)
Long Rush	92	Ray Smith, vs Wofford (Aug 30, 2014)
Pass attempts	51	Dak Prescott, vs Mississippi State (Dec 31, 2014)
Pass completions	38	Williams, M, at North Carolina (Oct 18, 2014)
Yards Passing	453	Dak Prescott, vs Mississippi State (Dec 31, 2014)
TD Passes	4	Williams, M, at North Carolina (Oct 18, 2014)
Long Pass	68	Ellison, Kevin, vs Georgia Southern (Sep 13, 2014)
		Williams, M, at North Carolina (Oct 18, 2014)
Receptions	9	Switzer, R, at North Carolina (Oct 18, 2014)
		Boyd, T., at Pittsburgh (Oct 25, 2014)
		D. Wilson, vs Mississippi State (Dec 31, 2014)
Yards Receiving	137	Boyd, T., at Pittsburgh (Oct 25, 2014)
TD Receptions	2	Switzer, R, at North Carolina (Oct 18, 2014)
		Greene, R., vs Florida State (Dec 06, 2014)
		D. Wilson, vs Mississippi State (Dec 31, 2014)
Long Reception	68	Johnson, B.J, vs Georgia Southern (Sep 13, 2014)
		Switzer, R, at North Carolina (Oct 18, 2014)
Field Goals	3	Slye, J, at Virginia Tech (Sep 20, 2014)
		Aguayo, R., vs Florida State (Dec 06, 2014)
Long Field Goal	51	David Marvin, vs Wofford (Aug 30, 2014)
Punts	6	PINION, vs Clemson (Nov 15, 2014)
Punting Avg	51.0	Devon Bell, vs Mississippi State (Dec 31, 2014)
Long Punt	61	Monday, W, vs Duke (Oct 11, 2014)
Punts inside 20	2	Hughes, A.J, at Virginia Tech (Sep 20, 2014)
Long Punt Return	34	Fred Ross, vs Mississippi State (Dec 31, 2014)
Long Kickoff Return	39	Stacy Coley, vs Miami (Oct 04, 2014)
Tackles	19	Ramik Wilson, at Georgia (Nov 29, 2014)
		Amarlo Herrera, at Georgia (Nov 29, 2014)
Sacks	1.0	11 times
Tackles For Loss	3.0	Moore, M, vs Virginia (Nov 01, 2014)
Interceptions	1	NICKERSON, P., at Tulane (Sep 06, 2014)
		Cash, J, vs Duke (Oct 11, 2014)
		Carmichael, Z, vs Duke (Oct 11, 2014)
		Harris, A, vs Virginia (Nov 01, 2014)
		Brutus, L., vs Florida State (Dec 06, 2014)
		Beniquez Brown, vs Mississippi State (Dec 31, 2014)

OPPONENT TEAM GAME HIGHS

Rushes	47	vs Wofford (Aug 30, 2014)
		vs Duke (Oct 11, 2014)
Yards Rushing	283	vs Georgia Southern (Sep 13, 2014)
Yards Per Rush	7.4	vs Georgia Southern (Sep 13, 2014)
TD Rushes	4	vs Georgia Southern (Sep 13, 2014)
Pass attempts	51	vs Mississippi State (Dec 31, 2014)
Pass completions	38	at North Carolina (Oct 18, 2014)
Yards Passing	453	vs Mississippi State (Dec 31, 2014)
Yards Per Pass	11.1	vs Georgia Southern (Sep 13, 2014)
TD Passes	4	at North Carolina (Oct 18, 2014)
Total Plays	88	at North Carolina (Oct 18, 2014)
Total Offense	605	vs Mississippi State (Dec 31, 2014)
Yards Per Play	8.8	vs Georgia Southern (Sep 13, 2014)
Points	48	at North Carolina (Oct 18, 2014)
Sacks By	3	vs Clemson (Nov 15, 2014)
First Downs	33	vs Mississippi State (Dec 31, 2014)
Penalties	12	at Virginia Tech (Sep 20, 2014)
Penalty Yards	79	at Virginia Tech (Sep 20, 2014)
Turnovers	6	at Pittsburgh (Oct 25, 2014)
Interceptions By	2	vs Duke (Oct 11, 2014)
Punts	6	vs Clemson (Nov 15, 2014)
Punting Avg	51.0	vs Mississippi State (Dec 31, 2014)
Long Punt	61	vs Duke (Oct 11, 2014)
Punts inside 20	2	at Virginia Tech (Sep 20, 2014)
Long Punt Return	34	vs Mississippi State (Dec 31, 2014)



2014 STATISTICS

11-3 OVERALL / 6-2 ACC / 5-1 HOME / 5-1 ROAD / 1-1 NEUTRAL

SUPERLATIVES: Paul Johnson Era (2008-Present)

Most Points In A Game 70, vs. Elon, Aug. 31, 2013	Fewest Points In A Win 10, vs. Gardner-Webb, Oct. 11, 2008	Highest Average Per Rush 12.1 (604/50), vs. Kansas, Sept. 17, 2011	Lowest Avg. Punt Return Yds (Min. 2 Returns) -4.0 (2), vs. Air Force (Indep. Bowl), Dec. 27, 2010
Fewest Points In A Game 3, vs. LSU (Chick-fil-A Bowl), Dec. 31, 2008	Largest Margin Of Victory In An ACC Game 56 (56-0), vs. Syracuse, Oct. 19, 2013	Lowest Average Per Rush 1.7, vs. Gardner-Webb, Oct. 11, 2008	Most Kickoff Returns 9, at Clemson, Nov. 14, 2013
Most Points In A Half 52 (1st), vs. Alabama A&M, Nov. 23, 2013	Largest Margin Of Defeat In An ACC Game 25 (10-35), vs. Miami, Nov. 13, 2010	Most Pass Completions 18, vs. Middle Tenn. State, Sept. 29, 2012	Fewest Kickoff Returns 0, three times
Fewest Points In A Half 0, five times	Most Touchdowns Scored 10, vs. Elon, Aug. 31, 2013	Fewest Pass Completions 1, vs. Virginia Tech, Oct. 17, 2009 1, at Georgia, Nov. 29, 2008	Most Kickoff Return Yards 230 (7), at North Carolina, Nov. 10, 2012
Most Points In A Quarter 30 (3rd), at North Carolina, Nov. 10, 2012	Fewest Touchdowns Scored 0, vs. LSU (Chick-fil-A Bowl), Dec. 31, 2008	Most Pass Attempts 26, at Clemson, Nov. 14, 2013 26, vs. Middle Tenn. State, Sept. 29, 2012	Fewest Kickoff Return Yards 0 (0), three times
Largest Deficit Overcome For A Win 16 (12-28), at Georgia, Nov. 29, 2008	Most Touchdowns Scored In A Quarter 4, six times	Fewest Pass Attempts 4, at Maryland, Nov. 3, 2012 4, at North Carolina, Sept. 18, 2010	Highest Kickoff Return Average (Min. 2 Att.) 46.3, at Duke, Nov. 14, 2009
Largest First-Qtr Deficit Overcome For A Win 13 (0-13), vs. North Carolina, Sept. 21, 2013	Most Touchdowns Scored In A Half 7 (1st), vs. Alabama A&M, Nov. 23, 2013	Most Passes Intercepted 2, 10 times	Lowest Kickoff Return Average 3.5 (2), vs. Jacksonville State, Aug. 28, 2008
Largest Halftime Deficit Overcome For A Win 16 (12-28), at Georgia, Nov. 29, 2008	Most Rushing Touchdowns Scored 8, vs. Alabama A&M, Nov. 23, 2013	Most Yards Passing 365, vs. Western Carolina, Sept. 1, 2011	Most Interceptions (by Georgia Tech) 4, vs. Middle Tennessee State, Oct. 16, 2010 4, at Clemson, Oct. 18, 2008
Largest Third-Qtr Deficit Overcome For A Win 11 (6-17), at Wake Forest, Oct. 2, 2010	Most Passing Touchdowns Scored 4, at Duke, Sept. 14, 2013 4, vs. Georgia Southern, Sept. 13, 2014	Fewest Yards Passing 12, vs. South Carolina State, Sept. 4, 2010 12, vs. Iowa (Orange Bowl), Jan. 5, 2010	Most Interception Return Yards 173 (3), vs. Elon, Aug. 31, 2013
Biggest Lead Blown In A Loss 20 (20-0), vs. Georgia (ot), Nov. 30, 2013	Most Field Goals Made 4, vs. Clemson (ACCCG), Dec. 5, 2009	Highest Pass Completion Percentage .875 (7-8), at NC State, Nov. 8, 2014	Most Third-Down Conversions 13 (of 20), three times
Biggest First-Quarter Lead Blown In A Loss 17 (17-0), vs. Georgia, Nov. 30, 2013	Most Field Goals Attempted 5, vs. Utah (ot), Dec. 31, 2012	Lowest Pass Completion Percentage .143 (1-7), vs. Virginia Tech, Oct. 17, 2009	Highest Pct. Of Third-Down Conversions .889 (8-9), vs. Elon, Aug. 31, 2013
Biggest Halftime Lead Blown In A Loss 13 (30-7), vs. Georgia, Nov. 30, 2013	Two-Point Conversions Attempted 3 (converted 2), at Georgia, Nov. 29, 2008	Highest Average Per Attempt 23.4, vs. Kansas, Sept. 17, 2011	Fewest Third-Down Conversions 0 (of 10), vs. BYU, Oct. 27, 2012
Biggest Third-Quarter Lead Blown In A Loss 14 (36-22), vs. Miami (ot), Sept. 22, 2012 14 (24-10), vs. Utah (ot), Dec. 31, 2012	Safeties Scored 1, at Boston College, Sept. 6, 2008	Lowest Average Per Attempt 1.3, vs. Iowa (Orange Bowl), Jan. 5, 2010	Lowest Pct. Of Third-Down Conversions .000 (0 of 10), vs. BYU, Oct. 27, 2012
Largest Lead Before Opponent Scores 70-0, vs. Elon, Aug. 31, 2013	Safeties Allowed 1, four times	Highest Average Per Completion 51.0 (1), vs. Virginia Tech, Oct. 17, 2009	Most Third-Down Attempts 20, four times
Largest First-Quarter Lead 28 (28-0), at Pitt, Oct. 25, 2014 28 (28-0), vs. Elon, Aug. 31, 2013 28 (28-0), vs. Western Carolina, Sept. 1, 2011	Punt Returns For A Touchdown 1 (85), vs. Clemson, Sept. 10, 2009 1 (68), vs. Jacksonville State, Sept. 5, 2009	Lowest Average Per Completion 6.0, vs. South Carolina State, Sept. 4, 2010 6.0, vs. Iowa (Orange Bowl), Jan. 5, 2010	Most Fourth-Down Conversions 4, three times
Largest Halftime Lead 52 (52-0), vs. Alabama A&M, Nov. 23, 2013	Fumble Returns For A Touchdown 1 (43), at NC State, Nov. 8, 2014 1 (18), vs. Alabama A&M, Nov. 23, 2013 1 (40), at Mississippi State, Oct. 3, 2009	Most Fumbles 6, vs. Western Carolina, Sept. 1, 2011	Most Fourth-Down Conversion Attempts 7 (3), at Georgia, Nov. 24, 2012
Largest Third-Quarter Lead 63 (63-0), vs. Elon, Aug. 31, 2013	Most First Downs 32, at Georgia, Nov. 27, 2010	Most Fumbles Lost 3, eight times	Most Time Of Possession 43:45, vs. Boston College, Oct. 20, 2012
Largest Margin Of Victory 70 (70-0), vs. Elon, Aug. 31, 2013	Fewest First Downs 9, vs. Iowa (FedEx Orange Bowl), Jan. 5, 2010 9, vs. Gardner-Webb, Oct. 11, 2008	Most Turnovers 5, at Virginia, Oct. 26, 2013	Lowest Time Of Possession 21:01, vs. BYU, Oct. 27, 2012
Largest Margin Of Defeat 35 (3-38), vs. LSU (Chick-fil-A Bowl) Dec. 31, 2008	Biggest First-Down Margin 16 (26-10), vs. Syracuse, Oct. 19, 2013 16 (24-8), vs. North Carolina, Sept. 26, 2009	Fewest Turnovers 0, 14 times	Most Tackles For Loss (by Georgia Tech) 14, vs. Gardner-Webb, Oct. 11, 2008
Most Points vs. A Ranked Opponent 45, at 13/13 Georgia, Nov. 29, 2008	Most Yards Of Total Offense 768, vs. Kansas, Sept. 17, 2011	Most Penalties 10, at BYU, Oct. 12, 2013	Most Passes Broken-Up (by Georgia Tech) 8, vs. USC (Sun Bowl), Dec. 31, 2012
Fewest Points vs. An Unranked Opponent 3, vs. LSU (Chick-fil-A Bowl), Dec. 31, 2008	Fewest Yards Of Total Offense 155, vs. Iowa (Orange Bowl), Jan. 5, 2010	Fewest Penalties 0, vs. Syracuse, Oct. 19, 2013	Most Sacks (by Georgia Tech) 7, vs. North Carolina, Sept. 24, 2011
Most Points At Home 70, vs. Elon, Aug. 31, 2013	Most Yards Of Total Offense In A Half 431 (2nd), vs. Kansas, Sept. 17, 2011	Most Penalty Yards 97, at Virginia, Oct. 26, 2013	Most Sack Yards (by Georgia Tech) 49 (6), vs. Gardner-Webb, Oct. 11, 2008
Fewest Points At Home 10, vs. Virginia Tech, Sept. 26, 2013 10, vs. Miami, Nov. 13, 2010 10, vs. Gardner-Webb, Oct. 11, 2008	Fewest Yards Of Total Offense In A Half 29 (2nd), vs. Gardner-Webb, Oct. 11, 2008	Fewest Penalty Yards 0, vs. Syracuse, Oct. 19, 2013	Most Players To Score A Touchdown 9, vs. Elon, Aug. 31, 2013
Most Points In A Road Game 68, at North Carolina, Nov. 10, 2012	Most Plays 92, at Georgia, Nov. 27, 2010	Most Punts 7, five times	Most Players To Rush For A Touchdown 6, four times
Fewest Points In A Road Game 7, at Miami, Oct. 22, 2011 7, at North Carolina, Nov. 8, 2008	Fewest Plays 47, vs. BYU, Oct. 27, 2012	Fewest Punts 0, four times	Most Players To Catch A Touchdown Pass 4, vs. Georgia Southern, Sept. 13, 2014
Most Points In A Bowl Game 49, vs. Miss. State (Orange), Dec. 31, 2014	Highest Average Per Play 13.5 (768/50), vs. Kansas, Sept. 17, 2011	Highest Average Punting Yards (Min. 2 Att.) 52.5 (2), at Duke, Sept. 14, 2013	Longest Scoring Drive (Time) 10:47, at Virginia, Oct. 24, 2009
Fewest Points In A Bowl Game 3, vs. LSU (Chick-fil-A), Dec. 31, 2008	Lowest Average Per Play 3.1, vs. Iowa (Orange Bowl), Jan. 5, 2010	Lowest Average Punting Yards (Min. 2 Att.) 24.5 (2), vs. Alabama A&M, Nov. 23, 2013	Longest Scoring Drive (Yards) 99, vs. Elon, Aug. 31, 2013
Most Points In An ACC Game 68, at North Carolina, Nov. 10, 2012	Most Yards Rushing 604, vs. Kansas, Sept. 17, 2011	Most Punt Returns 6, vs. Syracuse, Oct. 19, 2013 6, vs. Gardner-Webb, Oct. 11, 2008	Shortest Scoring Drive (Plays) 1, 29 times
Fewest Points In An ACC Game 7, at Miami, Oct. 22, 2011 7, at North Carolina, Nov. 8, 2008	Fewest Yards Rushing 79, vs. Gardner-Webb, Oct. 11, 2008	Most Punt Return Yards 87 (3), vs. Jacksonville State, Sept. 5, 2009	Shortest Scoring Drive (Time) 0:03, at Duke, Nov. 14, 2009
Most Points In A Loss 43 (43-48), at North Carolina, Oct. 18, 2014	Most Rushing Attempts 77, at Georgia, Nov. 27, 2010	Highest Avg. Punt Return Yards (Min. 2 returns) 42.0 (2), vs. Miami (ot), Sept. 22, 2012	Shortest Scoring Drive (Yards) 1 (td), at Tulane, Sept. 6, 2014 1 (td), vs. USC (Sun Bowl), Dec. 31, 2012 1 (fg), at NC State, Oct. 1, 2011



2014 STATISTICS

11-3 OVERALL / 6-2 ACC / 5-1 HOME / 5-1 ROAD / 1-1 NEUTRAL

THE LAST TIME (TEAM)

	GEORGIA TECH	OPPONENT
Scored 50 Points	Nov. 8, 2014 at NC State (56)	Nov. 14, 2013 at Clemson (55)
Scored 50 Points in an ACC Game	Nov. 8, 2014 at NC State (56)	Nov. 14, 2013 at Clemson (55)
Scored 0 Points	Oct. 18, 1997 at Florida State	Oct. 19, 2013 by Syracuse (0-56)
Overcame a 4th-Quarter Deficit to Win	Nov. 29, 2014 at Georgia (30-24, ot)	Nov. 30, 2013 by Georgia (27-17)
Scored 7 Touchdowns	Nov. 8, 2014 at NC State (8)	Oct. 18, 2014 at North Carolina (7)
Scored 0 Touchdowns	Dec. 31, 2008 vs. LSU (Chick-fil-A Bowl)	Nov. 15, 2014 vs. Clemson (6-28)
Interception Return for Touchdown	Nov. 15, 2014 vs. Clemson Jamal Golden (85 yards) (Cole Stoudt pass) Chris Milton (62 yards) (Cole Stoudt pass)	Oct. 12, 2013 by BYU Alani Fua (51 yards) (Vad Lee pass)
Fumble Return for Touchdown	Nov. 8, 2014 at NC State Quayshawn Nealy (43 yards) (Jacoby Brissett fumble)	Nov. 29, 2014 at Georgia Damian Swann (99 yards) (Justin Thomas fumble)
Punt Return for Touchdown	Sept. 10, 2009 vs. Clemson Jerrard Tarrant (85 yards)	Sept. 25, 2010 by NC State Williams blocked punt return
Blocked Punt Return for Touchdown	Sept. 27, 1997 vs. Clemson Block by Ajenavi Eziemefe, Djay Jones recovered for TD	Sept. 25, 2010 by NC State Asa Watson blocked and recovered for a touchdown
Kickoff Return for Touchdown	Nov. 10, 2012 at North Carolina Jamal Golden (100 yards)	Nov. 4, 2010 by Virginia Tech David Wilson (90 yards)
2 Non-Offensive Touchdowns	Nov. 15, 2014 vs. Clemson (two INT returns)	Nov. 4, 2006 by NC State (INT return, KO return)
4 Field Goals Made	Dec. 5, 2009 vs. Clemson (4) (ACC Championship)	Nov. 17, 2007 by North Carolina (4)
3 Field Goals Missed	Dec. 1 vs. Florida State (3) (ACC Championship)	Sept. 29, 2007 by Clemson (4)
5 Field Goals Attempted	Dec. 31, 2011 vs. Utah (5) (Hyundai Sun Bowl)	Nov. 17, 2007 by North Carolina (5)
50-yard Field Goal Made	Nov. 29, 2014 at Georgia (Harrison Butker, 53 yards)	Aug. 30, 2014 by Wofford (51 yards)
Missed PAT	Nov. 29, 2014 at Georgia (Harrison Butker, blocked)	Nov. 8, 2014 at NC State (Niklas Sade)
Made 2-Point Conversion	Sept. 22, 2012 vs. Miami (Robert Godhigh pass)	Sept. 20, 2014 by Virginia Tech (Bucky Hodges pass)
Failed 2-Point Conversion	Nov. 15, 2014 vs. Clemson (rush failed)	Oct. 18, 2014 at North Carolina (rush failed)
Defensive Extra Point Scored	Oct. 28, 1989 at Duke Ken Swilling 99-yard INT return (Steve Prince pass)	None recorded
Recorded a Safety	Sept. 6, 2008 at Boston College Yance Walker tackled Chris Crane in end zone	Dec. 30, 2013 by Ole Miss Ray Beno recovered fumble in end zone
Blocked a Field Goal	Nov. 29, 2014 at Georgia Adam Gotsis blocked Marshall Morgan attempt	Nov. 29, 2014 at Georgia Ray Drew blocked Harrison Butker attempt
Blocked a PAT	Nov. 8, 2014 at NC State (Adam Gotsis blocked Niklas Sade)	Nov. 29, 2014 at Georgia (Ray Drew blocked Harrison Butker)
Blocked a Punt	Nov. 1, 2014 vs. Virginia (KeShun Freeman blocked Alec Vozenilek)	Oct. 27, 2012 vs. BYU (Kyle Van Noy blocked Ryan Rodwell)
Blocked 2 Kicks/Punts	Dec. 30, 2013 vs. Ole Miss (1 FG; 1 PAT)	Nov. 4, 1989 by Western Carolina (2 FGAs)
500 Yards Total Offense	Dec. 31, 2014 vs. Mississippi State (577)	Dec. 31, 2014 by Mississippi State (605)
600 Yards Total Offense	Oct. 25, 2014 at Pitt (612)	Dec. 31, 2014 by Mississippi State (605)
Less than 200 Yards Total Offense	Oct. 27, 2012 vs. BYU (157)	Nov. 15, 2014 by Clemson (190)
Less than 100 Yards Total Offense	Nov. 18, 1961 at Alabama (96)	Oct. 9, 2004 by Maryland (82)
300 Yards Rushing	Dec. 31, 2014 vs. Mississippi State (452)	Nov. 28, 2009 by Georgia (339)
400 Yards Rushing	Dec. 31, 2014 vs. Mississippi State (452)	N/A
300 Yards Passing	Sept. 1, 2011 vs. Western Carolina (365)	Dec. 31, 2014 by Mississippi State (453)
400 Yards Passing	Nov. 10, 2001 at Virginia (486)	Dec. 31, 2014 by Mississippi State (453)
Won an Overtime Game	Nov. 29, 2014 at Georgia (10T) (30-24)	Nov. 30, 2013 by Georgia (20T) (41-34)
Game Won on Final Play	Sept. 20, 2014 at Virginia Tech (Harrison Butker 24-yard FG)	Sept. 22, 2012 by Miami (OT) (Mike James 25-yard run)

THE LAST TIME (INDIVIDUAL)

	GEORGIA TECH	OPPONENT
30 Rushing Attempts	Oct. 8, 2011 vs. Maryland, Tevin Washington (32)	Dec. 6, 2014 by Florida State (ACCCG), Dalvin Cook (31)
150 Yards Rushing	Dec. 31, 2014 vs. Mississippi State, Synjyn Days (171)	Dec. 6, 2014 by Florida State (ACCCG), Dalvin Cook (177)
200 Yards Rushing	Nov. 29, 2008 at Georgia, Roddy Jones (214)	Sept. 29, 2012 by Middle Tennessee State, Benny Cunningham (217)
50 Pass Attempts	Oct. 6, 2005 vs. NC State, Reggie Ball (53)	Dec. 31, 2014 by Mississippi State, Dak Prescott (51)
40 Pass Attempts	Sept. 22, 2007 at Virginia, Taylor Bennett (40)	Dec. 31, 2014 by Mississippi State, Dak Prescott (51)
25 Pass Completions	Nov. 8, 2003 vs. Duke, Reggie Ball (27)	Dec. 31, 2014 by Mississippi State, Dak Prescott (51)
Threw 3 Interceptions	Nov. 1, 2007 vs. Virginia Tech, Taylor Bennett (4)	Dec. 31, 2014 by Mississippi State, Dak Prescott (33)
400 Yards Passing	Nov. 10, 2001 at Virginia, George Godsey (486)	Dec. 31, 2014 by Mississippi State, Dak Prescott (453)
300 Yards Passing	Oct. 6, 2007 vs. Maryland, Taylor Bennett (309)	Dec. 31, 2014 by Mississippi State, Dak Prescott (453)
Rushed and Passed for 100 Yards	Dec. 31, 2014 vs. Mississippi State, Justin Thomas (121/125)	Sept. 13, 2014 by Georgia Southern, Kevin Ellison (107/164)
Rushed and Received for 100 Yards	Nov. 14, 2013 by Clemson, Robert Godhigh (126/103)	Oct. 30, 1997 by North Carolina, J. Linton (138/137)
400 Yards Total Offense	Nov. 10, 2001 vs. Virginia, George Godsey (477)	Dec. 31, 2014 by Mississippi State, Dak Prescott (500)
300 Yards Total Offense	Sept. 13, 2014 vs. Georgia Southern, Justin Thomas (325)	Dec. 31, 2014 by Mississippi State, Dak Prescott (500)
10 Receptions	Oct. 7, 2006 vs. Maryland, Calvin Johnson (10)	Nov. 2, 2013 vs. Pittsburgh, Tyler Boyd (11)
200 Yards Receiving	Oct. 4, 2008 vs. Duke, Demaryius Thomas (230)	Dec. 29, 2005 by Utah, Travis Latendresse (214)
100 Yards Receiving	Dec. 31, 2014 vs. Mississippi State, Darren Waller (114)	Dec. 31, 2014 by Mississippi State, Morrow (117), Wilson (105), Ross (102)
4 Touchdowns	Sept. 29, 2012 vs. Middle Tennessee State, Tevin Washington (4)	Nov. 30, 2013 by Georgia, Todd Gurley (4)
3 Touchdowns Rushing	Dec. 31, 2014 vs. Mississippi State, Justin Thomas (3), Synjyn Days (3)	Oct. 25, 2014 at Pitt, James Conner (3)
3 Touchdowns Receiving	Sept. 11, 2008 vs. Clemson, Calvin Johnson (3)	Nov. 29, 2008 by Georgia, Mohamed Massaquoi (3)
4 Touchdowns Passing	Sept. 13, 2014 vs. Georgia Southern, Justin Thomas (4)	Oct. 18, 2014 at North Carolina, Marquise Williams (4)
Rushing and Receiving Touchdowns	Nov. 1, 2014 vs. Virginia, Synjyn Days (1/1)	Nov. 30, 2013 by Georgia, Todd Gurley (3/1)
Rushing and Passing Touchdowns	Nov. 8, 2014 at NC State, Tim Byerly (2/1)	Nov. 8, 2014 at NC State, Jacoby Brissett (1/1)
Passing and Receiving Touchdowns	Nov. 17, 2007 vs. North Carolina, Taylor Bennett	Nov. 10, 1984 by North Carolina, Kevin Anthony (2/1)
4 Field Goals	Dec. 5, 2009 vs. Clemson, Scott Blair (4-4)	Nov. 17, 2007 by North Carolina, Connor Barth (4-5)
3 Field Goals	Nov. 15, 2014 vs. Clemson, Harrison Butker (3-of-4)	Dec. 6, 2014 by Florida State (ACCCG), Roberto Aguayo (3-for-3)
5 Field Goal Attempts	Sept. 1, 2007 vs. Notre Dame, Travis Bell (5)	Nov. 17, 2007 by North Carolina, Connor Barth (5)
Made a 50-yard Field Goal	Nov. 29, 2014 at Georgia, Harrison Butker (53)	Aug. 30, 2014 by Wofford, David Marvin (51)
10 Punts	Sept. 15, 2007 vs. Boston College, Durant Brooks (10)	N/A
70-yard Punt	Nov. 17, 2007 vs. North Carolina, Durant Brooks (77)	Oct. 15, 1994 by Virginia, Brice (78)
60-yard Punt	Sept. 14, 2013 at Duke, Sean Poole (66)	Dec. 30, 2013 by Ole Miss, Tyler Campbell (68)
100 Punt Return Yards	Aug. 31, 2002 vs. Vanderbilt, Kelley Rhino (5-110)	N/A
70-yard Punt Return	Sept. 10, 2009 vs. Clemson, Jerrard Tarrant (85 TD)	Sept. 14, 2002 by Clemson, Derrick Hamilton (79)
90-yard Kickoff Return	Nov. 10, 2012 at North Carolina, Jamal Golden (100 TD)	Nov. 4, 2010 by Virginia Tech, David Wilson (90)
70-yard Interception Return	Nov. 15, 2014 vs. Clemson, Jamal Golden (85)	Nov. 9, 2002 by Florida State, S. Samuels (82 TD)
15 Tackles	Dec. 30, 2013 vs. Ole Miss, Jemea Thomas (15)	Nov. 29, 2014 at Georgia, Amario Herrera (19), Ramik Wilson (19)
3.0 Sacks	Nov. 30, 2013 vs. Georgia, Jeremiah Attaochu (4.0)	Sept. 22, 2012 by Miami, Anthony Chickillo (3.0)
2 Interceptions	Oct. 29, 2011 vs. Clemson, Jemea Thomas (2)	Sept. 10, 2009 by Clemson, DeAndre McDaniel (2)
2 Fumble Recoveries	Oct. 25, 2014 at Pitt, Quayshawn Nealy (2)	N/A
2 Forced Fumbles	Oct. 25, 2014 at Pitt, P.J. Davis (2)	Sept. 21, 2013 by North Carolina, Norkeithus Otis (2)

THE LAST TIME (TWO PLAYERS)

	GEORGIA TECH	OPPONENT
2 100-yard Rushers	Dec. 31, 2014 vs. Mississippi State, Days (171), Thomas (121)	Sept. 13, 2014 by Georgia Southern, Breida (111) and Ellison (107)
2 100-yard Receivers	Sept. 10, 2005 vs. N. Carolina, Bilbo (131), C. Johnson (114)	Dec. 31, 2014 by Mississippi State, Morrow (117), Wilson (105), Ross (102)
100-yard Rusher/100-yard Receiver	Dec. 31, 2014 vs. Mississippi State, Days (171), Thomas (121), Waller (114)	Oct. 5, 2013 by Miami, Duke Johnson (184) and Allen Hurns (108)
250 Combined Yards Rushing	Dec. 31, 2014 vs. Mississippi State, Days (171), Thomas (121)	Nov. 28, 2008 by Georgia, Ealey and King (349)
250 Combined Yards Receiving	Jan. 1, 2007 vs. W. Virginia, C. Johnson and J. Johnson (254)	Dec. 31, 2014 by Mississippi State, Morrow (117), Wilson (105), Ross (102)
20 Combined Receptions	Nov. 10, 2001 at Virginia, Glover and Watkins (21)	Dec. 31, 2014 by Mississippi State, Wilson (9), Morrow (6), Ross (6)

