



INDIANA HOOSIERS

ATHLETIC MEDIA RELATIONS • JEFF KEAG • ASSOC. DIRECTOR/MBB CONTACT
PHONE - (812) 855-6209 • FAX - (812) 855-9401 • IUHOOSIERS.COM

2006-07 INDIANA MEN'S BASKETBALL SCHEDULE

Date	Opponent	Time/Result	TV
November			
13	Lafayette #	W, 91-66	ESPN2
14	Butler #	L, 60-55	ESPN
17	Indiana State	W, 73-66	ESPN Plus
19	Chicago State	W, 90-69	ESPN Plus
28	at No. 10/11 Duke \$	L, 54-51	ESPN
December			
2	Charlotte	W, 74-57	ESPN Plus
6	Western Illinois	W, 92-40	ESPN Plus/ ESPNU
9	at Kentucky	L, 59-54	CBS
17	Southern Illinois	W, 57-47	ESPN
20	Western Michigan	W, 77-69	ESPN Plus
22	vs. IUPUI^	W, 86-57	ESPN Plus
30	Ball State	W, 71-57	ESPN Plus
January			
2	at No. 6/6 Ohio State	L, 74-67	ESPN
7	No. 24 Michigan State	W, 73-51	CBS
10	Purdue	W, 85-58	ESPNU
13	at Penn State	W, 84-74	ESPN Plus
16	Iowa	W, 71-64	ESPN
20	at Connecticut	3:45 p.m.	CBS
23	at Illinois	7 p.m.	ESPN
27	Michigan	12 p.m.	ESPN
31	Wisconsin	7 p.m.	ESPN Plus
February			
3	at Iowa	2 p.m.	ESPN
10	Illinois	1 p.m.	CBS
14	at Purdue	7 p.m.	ESPN Plus
17	at Michigan	4 p.m.	ESPN
21	Minnesota	7 p.m.	ESPN Plus
24	at Michigan State	9 p.m.	ESPN
27	at Northwestern	7 p.m.	ESPN Plus -or-
28	at Northwestern	7 p.m.	ESPN Plus
March			
3	Penn State	8 p.m.	ESPN Plus
8-11	Big Ten Tournament		Chicago, Ill.

! - Exhibition

- Dick's Sporting Goods NIT Season Tip-off

\$ - Big Ten/ACC Challenge

^ - Game Played at Conseco Fieldhouse

-All times are EST and subject to change

-Tip times and television information are predicated by the Big Ten Conference's agreements with CBS, ESPN, ESPN2, ESPN Plus & ESPNU

-Rankings according to ESPN/USA Today Coaches Poll/Associated Press



INDIANA HOOSIERS (13-4, 4-1 BIG TEN)

AT

CONNECTICUT HUSKIES (13-4, 2-2 BIG EAST)

JAN. 20, 2007 • 3:45 P.M. EST • CBS

HARTFORD CIVIC CENTER (16,294)

HARTFORD, CONN.



SETTING THE SCENE

The Indiana men's basketball team heads to Hartford, Conn., for the second time in three seasons when it takes on Connecticut on Saturday, Jan. 20. Winner of four straight and eight of its last nine, IU trails the all-time series against UConn, 4-2. Saturday afternoon marks the third consecutive season the teams have met.

On Tuesday, Jan. 16, D.J. White matched his career highs in points and rebounds, as Indiana won its fourth consecutive Big Ten contest with a 71-64 victory over Iowa on Tuesday, Jan. 16 on Branch McCracken Court. White had 23 points and 12 rebounds for his second straight double-double, as IU moved to 13-4 (4-1 Big Ten) with the victory.

Roderick Wilmont added 15 points for the Hoosiers, following up a career-high 25 scored at Penn State on Saturday, Jan. 13, while Armon Bassett scored in double figures for the third game in a row with 10 points. Earl Calloway posted eight points, eight assists and three steals, and White added a pair of blocks for the Hoosiers. Indiana shot 46 percent from the field, including a 14-for-27 (51.9 percent) effort in the second half.

IU entered the break with a 29-17 lead by holding the Hawks to just 7-for-22 from the field in the half and forcing 10 turnovers. The Hoosiers held Adam Haluska, the Big Ten's leading scorer, to 1-for-7 shooting with five points in the frame.

ON THE AIR

The Indiana University Radio Network will air every Hoosier game, as WHCC (105.1 FM) serves as the flagship station for a network that has more than 40 statewide affiliates. Don Fischer is in his 34th season as the play-by-play man, with former IU guard Todd Leary in his sixth season as color analyst and Joe Smith in his 24th season as the pregame, halftime and postgame host.

The Indiana-Connecticut game will be televised nationally on CBS, with Gus Johnson (play-by-play) and Clark Kellogg on the call.

POSTGAME PROCEDURES

Indiana Associate Director of Athletics Media Relations Jeff Keag (812-855-6209-direct; 812-219-2925-cell; jkeag@indiana.edu) is the Hoosiers' primary contact. Head Coach Kelvin Sampson and select players will be available in the postgame press conference following Sampson's IU Radio Network interview.

PROBABLE STARTING LINEUPS

INDIANA HOOSIERS

Pos.	No.	Name	Ht.	Wt.	Cl./Elig.	PPG	RPG	APG	Other
F	3	D.J. White	6-9	251	Jr./Jr.	13.9	7.5	1.5	2.6 BPG
F	22	Lance Stemler	6-8	210	Jr./Jr.	9.0	4.7	1.1	.377 3FG%
G	10	Roderick Wilmont	6-4	203	Sr./5th	11.0	6.3	0.9	26.8 MPG
G	1	Armon Bassett	6-1	176	Fr./Fr.	8.8	2.3	2.5	.800 FT%
G	51	Earl Calloway	6-3	173	Sr./Sr.	10.2	2.9	4.2	.483 FG%

CONNECTICUT HUSKIES

Pos.	No.	Name	Ht.	Wt.	Cl.	PPG	RPG	APG	Other
F	4	Jeff Adrien	6-7	238	So.	13.0	9.4	0.4	.524 FG%
F	21	Stanley Robinson	6-9	210	Fr.	5.4	4.6	0.8	.467 3FG%
C	34	Hasheem Thabeet	7-3	255	Fr.	6.8	6.9	0.7	4.1 BPG
G	11	Jerome Dyson	6-3	190	Fr.	12.4	3.5	2.3	2.0 SPG
G	12	A.J. Price	6-2	187	So.	11.2	3.4	4.7	1.6 SPG

THE INDIANA-CONNECTICUT SERIES

Indiana and Connecticut will meet for the third straight season and the seventh time overall, with the Huskies holding a 4-2 edge in the series. UConn has won the last three meetings between the two teams, including a 74-69 victory the last time the clubs got together in Hartford. Last season, IU fell to the top-ranked Huskies, 88-80, in Bloomington on Feb. 4, 2006.

Hoosier Head Coach Kelvin Sampson owns a 3-1 mark against Connecticut, including a 1-1 mark on the Huskies' home turf.

Below is a look at the series history between Indiana and Connecticut:

Date	Outcome	Location
Dec. 17, 1938	W, 71-38	Bloomington
Nov. 25, 1995	L, 86-52	Anchorage
Nov. 15, 1996	W, 68-61	Indianapolis
March 14, 1998	L, 78-68	Washington D.C.
Dec. 4, 2004	L, 74-69	Hartford
Feb. 4, 2006	L, 88-80	Bloomington

SCOUTING CONNECTICUT

Connecticut had been ranked as high as No. 8 (ESPN/USA Today Poll) the week of Dec. 11, but has since dropped out of the rankings of both polls after dropping four of its last six games. UConn started the season 11-0, but has struggled since starting BIG EAST play. The Huskies' most recent loss came at No. 6/6 Pittsburgh on Jan. 16, 64-53. West Virginia, LSU and Marquette have also handed UConn losses over the past three weeks. The Huskies' most recent win was a 68-59 victory over St. John's on Jan. 13.

UConn is outscoring its opponents by a 17.7 point margin, led by Jeff Adrien, who sits atop the team with 13.0 points and 9.4 rebounds per game. Jerome Dyson and A.J. Price are also averaging in double figures in scoring, with 12.4 and 11.2 points per game, respectively. Dyson leads the team with 34 steals, while Price has a team-high 79 assists. Hasheem Thabeet has 69 blocks for the Huskies.

Jim Calhoun is in his 21st season as the head coach at UConn. He ranks among the top 15 in all-time Division I coaching win leaders, with 746 victories to his credit. Calhoun led the Huskies to NCAA titles in 1999 and 2004.

CONNECTICUT LAST TIME OUT

Senior All-American Aaron Gray scored 22 points and grabbed 19 rebounds to lead No. 6/6 Pittsburgh to a 63-54 BIG EAST men's basketball win over Connecticut in Pittsburgh on Tuesday, Jan. 16.

With the loss, UConn fell to 13-4 on the season, 2-3 in the league, while Pittsburgh improved to 17-2 and a perfect 5-0 in conference play.

Sophomore Jeff Adrien (Brookline, Mass.) led the Huskies with 13 points on the night, but struggled from the free throw line, hitting on only 3-of-10 attempts. Freshman Jerome Dyson (Rockville, Md.) also added 11 points to help pace the Huskies. UConn shot only 35.6 percent from the field for the game.

Ronald Ramon was the only other Panther in double figures, scoring 17 points and hitting on a perfect 4-of-4 from 3-point range.

LAST TIME VS. CONNECTICUT

Rudy Gay quieted a hostile crowd by scoring 19 points and No. 1 Connecticut beat No. 22 Indiana, 88-80, on Feb. 4, 2006. Josh Boone added 16 points and Hilton Armstrong had 14 for the Huskies.

UConn shot 54.2 percent from the field and had a 45-35 rebounding advantage that was even larger until the final minutes.

Marshall Strickland led Indiana with 18 points but it wasn't enough to avert a second loss in the 2005-06 season to a No. 1 team. It marked the second time in school history Indiana played two top-ranked teams in the regular season. The Hoosiers, who lost 75-67 to then-No. 1 Duke on Nov. 30, dropped to 1-5 all-time against No. 1 teams in Bloomington.

Marco Killingsworth added 15 points and Roderick Wilmont had 14 for Indiana.

INSIDE THE GAME

SERIES FACTS

All-Time Series Connecticut leads, 4-2
Last Meeting UConn, 88-80 - Feb. 4, 2006 (H)

2006-07 STATS

IU	Category	UConn
73.6	Points Per Game	76.2
60.1	Points Allowed Per Game	58.5
+13.5	Scoring Difference	+17.7
.455	FG Percentage	.459
.403	Opp. FG Percentage	.356
.372	3-Point FG Percentage	.351
.279	Opp. 3-Point FG Percentage	.290
.708	Free Throw Percentage	.641
35.9	Rebounding	43.8
+5.0	Rebounding Margin	+10.2
13.8	Assists Per Game	13.9
12.6	Turnovers Per Game	15.5
7.1	Steals Per Game	8.9
5.2	Blocks Per Game	9.2

NOTES OF INTEREST

- Indiana and Connecticut will meet for the third consecutive year. Last season, the top-ranked Huskies defeated Indiana in Bloomington, 88-80, on Feb. 4, 2006.
- This is the second meeting between the two clubs in Hartford, with UConn winning the first meeting, 74-69, on Dec. 4, 2004.
- The Hoosiers have won four straight and eight of their last nine, while the Huskies have dropped three of their last four and four of six.

2006-07 INDIANA ROSTER

No.	Name	Pos.	Ht.	Wt.	Yr./Elig.	Hometown/High School
1	Armon Bassett	G	6-1	176	Fr./Fr.	Terre Haute, Ind./Hargrave (Va.) Military Academy
3	D.J. White	F	6-9	251	Jr./Jr.	Tuscaloosa, Ala./Hillcrest
10	Roderick Wilmont	G	6-4	203	Sr./5th	Miramar, Fla./Miramar
11	Errek Suhr	G	5-9	156	Sr./Sr.	Bloomington, Ind./North
20	A.J. Ratliff	G	6-3	188	Jr./Jr.	Indianapolis, Ind./North Central
21	Ben Allen	C	6-11	256	So./So.	Melbourne, Australia/Institute of Sport
22	Lance Stemler	F	6-8	210	Jr./Jr.	Columbia, Ill./Southwestern Illinois CC
30	Mike White	F	6-6	232	Jr./Jr.	Springhill, La./Lee (Texas) College
32	Joey Shaw	G	6-6	193	So./Fr.	Glendale, Ariz./Deer Valley
33	Xavier Keeling	F	6-6	230	Fr./Fr.	Huntsville, Ala./J.O. Johnson
34	Adam Ahlfeld	G	6-0	193	Jr./Jr.	Indianapolis, Ind./North Central
44	Kyle Taber	F	6-7	226	Jr./So.	Evansville, Ind./Evansville Central
51	Earl Calloway	G	6-3	173	Sr./Sr.	Atlanta, Ga./Georgia Perimeter JC

Head Coach:Kelvin Sampson (First year at Indiana; 24th as head coach)

Assistant Coaches:.....Ray McCallum, Jeff Meyer, Rob Senderoff

Strength and ConditioningJeff Watkinson

Director of Basketball Operations:.....Jerry Green

PRONUNCIATIONS

Armon Bassett.....AHR-mahn
Errek SuhrSUE-urr
Xavier Keelingek-ZAY-vee-urr

SHOWING SOME SWAGGER

Junior forward D.J. White carded his second straight double-double, tying career highs with 23 points and 12 rebounds against Iowa. He hit 10-of-13 from the floor and added two blocks in 35 minutes. This came on the heels of a 14-point, 11-board performance at Penn State. White became the first Hoosier since Marco Killingsworth (March 10-11, 2006) to record back-to-back double-doubles and now has five this season and seven in his career.

In Big Ten play, the Tuscaloosa, Ala, native is showing why he was a preseason All-Big Ten selection, leading the team with 15.4 points, 7.4 rebounds (fourth in the league), 2.2 blocks (third) and is shooting 57.4 percent (fifth) in 31.4 minutes. He has recorded two 20-point games, four games in double figures and two 10-plus rebounding outings.

Overall, White leads the Hoosiers with 13.9 points, 7.5 boards (second in Big Ten), 2.53 blocks (first) and 30.1 minutes per tilt.

HOT ROD

Senior guard Roderick Wilmont turned in a career day at Penn State. The Miramar, Fla., native set career highs with 25 points and 12 rebounds for the second double-double of his career and this campaign. Wilmont hit 7-of-17 treys and pulled down five offensive rebounds in 37 minutes. His seven 3-pointers are the second most in a single game in IU history, while his 17 attempts are the most in Indiana lore.

Wilmont kept the Hoosiers in the game in the opening 20 minutes, recording 20 of the team's 40 points on 6-of-12 shooting from beyond the arc. The last time a Hoosier scored 20 points in a half came on Jan. 17,

2006, when Marco Killingsworth went for 20 vs. Illinois. Wilmont also became the first IU player to ring up six 3s in a half since Bracey Wright did so in the first 20 minutes on Dec. 29, 2003 at North Texas.

In the Hoosiers' win over Iowa, Wilmont netted his ninth double-digit scoring game this season and the 25th of his career, as he poured in 15 points. Indiana is 7-2 when Wilmont hits 10 points and 19-6 in his career.

Along with his recent scoring splurge, Wilmont is averaging 6.3 rebounds (13th in Big Ten). He came into his senior season averaging 3.0 per game his first three seasons. Wilmont has recorded four double-digit rebounding games this season and is eighth in the Big Ten with 6.4 boards in conference play.

STIFLING "D"

Indiana held Iowa to just 17 points in the first half and 31.8 percent. It marked the fewest single-half points IU has held an opponent to since Dec. 19, 2004, when the Hoosiers limited Missouri to 16 points in the first half. Iowa was held without a field goal for 8:25 (15:42 to 7:17) and went 0-for-6 during the span. Additionally, Indiana corralled the Big Ten's leading scorer, Adam Haluska, to just five points on 1-of-7 shooting in the opening 20 minutes.

DOUBLE YOUR PLEASURE

Junior forward D.J. White and senior guard Roderick Wilmont registered double-doubles at Penn State. White netted 14 points and 11 rebounds, while Wilmont finished with career bests in points (25) and rebounds (12) for his second-career double-double. The last time Indiana had two players secure double-doubles in the same game came on Jan. 17, 2001,

INDIANA'S RECORD WHEN...

Leads At Half	10-1
Trails At Half	3-3
Is Tied At Half	0-0
Outrebounds An Opponent	10-3
Gets Outrebounded	3-1
Ties In Rebounds	0-0
Shoots Less Than 40 Percent From The Floor	1-2
Shoots Between 40 and 50 Percent From The Floor	8-2
Shoots Better Than 50 Percent From The Floor	4-0
Opponent Shoots Less Than 40 Percent From The Floor	5-2
Opponent Shoots Between 40 and 50 Percent From The Floor	8-2
Opponent Shoots Better Than 50 Percent From The Floor	0-0
Shoots Less Than 70 Percent From The Line	5-2
Shoots 70 Percent Or Better From The Line	8-2
Opponent Shoots Less Than 70 Percent From The Line	6-2
Opponent Shoots 70 Percent Or Better From The Line	7-2
Hits At Least Eight Three-Pointers	8-1
Scores 70-plus points	12-0
Scores 80-plus points	6-0
Scores 90-plus points	3-0
Game Is Decided By Five Points Or Fewer	0-2
Wins Offensive Glass	7-3
Loses Offensive Glass	5-1
Ties Offensive Glass	1-0
Wins Defensive Glass	9-1
Loses Defensive Glass	4-2
Ties Defensive Glass	0-1
Less Than 10 Turnovers	4-0
10 or More Turnovers	8-4
Leads With Five Minutes Left	13-1
Trails With Five Minutes Left	0-3
Tied With Five Minutes Left	0-0
Three Or More Players Score In Double Figures	12-1
Four Or More Players Score In Double Figures	8-1
Five Or More Players Score in Double Figures	4-0

QUICK FACTS

UNIVERSITY INFORMATION

School	Indiana University
Location	Bloomington, Ind.
Enrollment	38,903
Founded	1820
Nickname	Hoosiers
Colors	Cream and Crimson
Conference	Big Ten
Arena (Capacity)	Assembly Hall (17,542)
Assembly Hall Press Row	812-855-2754
University President	Dr. Adam W. Herbert
Director of Athletics	Rick Greenspan

COACHING STAFF

Head Coach	Kelvin Sampson (1st Year)
Alma Mater	Pembroke State University
Record at Indiana (Years)	13-4 - .765 (1st Year)
Career Record (Years)	468-261 - .642 (24 Years)
Assistant Coach	Ray McCallum (1st Year)
	Jeff Meyer (1st Year)
	Rob Senderoff (1st Year)
Strength and Conditioning	Jeff Watkinson (1st Year)
Director of Operations	Jerry Green (1st Year)
Basketball Office Phone	812- 855-2238

2005-06 TEAM INFORMATION

Overall Record	19-12
Big Ten Record (Regular Season Finish)	9-7 (4th)
Final AP Ranking	Not Ranked
Final ESPN/USA Today Ranking	Not Ranked
Starters Returning/Lost	2/3
Letterwinners Returning/Lost	7/5
Newcomers	4
NCAA Tournament	Lost to Gonzaga, 90-80

TEAM HISTORY

First Season of Men's Basketball	1900-01
Record (Seasons)	1602-869 - .648 (107)
Big Ten Record (Seasons)	824-553 - .598 (106)
Big Ten Regular-Season Titles	20 (Last in 2002)
Big Ten Tournament Titles	None (N/A)
NCAA Tournament Appearances	33
NCAA Tournament Record	59-28
Last NCAA Tournament Appearance	2006

MEDIA RELATIONS

Contact	Jeff Keag
Office Phone	812-855-6209
Cell Phone	812-219-2925
SID E-mail	jkeag@indiana.edu
SID Fax	812-855-9401
Press Row Phone	812-855-2754
SID Mailing Address	Media Relations
	Assembly Hall
	1001 East 17th St.
	Bloomington, IN 47408
Athletics Website	iuhoosiers.com

when Kirk Haston (22 points and 13 rebounds) and Jared Jeffries (15 and 17) pulled off the feat vs. PSU.

QUICK STARTS

With its 4-1 start in the Big Ten, Kelvin Sampson is the first Indiana head coach since Branch McCracken in 1938-39 to win four of his first five conference games. McCracken opened his first Big Ten campaign 9-1 before finishing 9-3.

Additionally, the Hoosiers have won four of their first five conference games five straight seasons.

RAT RETURNS

Sophomore guard A.J. Ratliff returned to the floor against Purdue after missing the previous two games with a wrist injury. After scoring just three points in the first half, he exploded in the second half with 13 to finish with 16 points. He went 6-of-6 from the floor, including 4-of-4 from 3-point range. Up next, Ratliff added 14 points on 5-of-8 shooting and 4-of-7 from beyond the arc at Penn State. This marked the third time this season he's had back-to-back double-digit efforts. Ratliff has scored in double figures seven times this season, and the Hoosiers own a perfect 7-0 mark in those contests.

In his three games back - all Hoosier wins, Ratliff is averaging 12.7 points in 18.3 minutes. The Indianapolis native is shooting 70.0 percent (14-20), including 66.7 percent from 3-point range (10-15).

GETTING OFFENSIVE

En route to its 4-1 start in league play, the Indiana offense has picked up the pace. The Hoosiers lead the league averaging 76.0 points per game (72.6) and own the top spot in the conference at 81.2 percent from the charity stripe (67.1). IU is second in the league shooting 47.1 percent (44.9) and 41.2 percent from 3-point range (35.3). In taking care of the ball, the Hoosiers are second with a +2.4 turnover margin (+3.16), third with 14.4 assists (13.5) and third with a 1.31 assist/turnover ratio (1.01). The numbers in parenthesis show Indiana's averages in non-conference play.

DEFENDING THE TREY

Entering the game leading the Big Ten in 3-point field goal defense, the Hoosiers stymied its fifth straight conference opponent from downtown. Indiana held Iowa to 2-of-10 from beyond the arc, its fifth straight opponent under 27 percent. The Hoosiers are limiting conference foes to 22.8 percent (13-of-57), which has lowered the Hoosiers' Big Ten-leading average to 27.9 percent.

FROM WAY DOWNTOWN

Three times in five conference games Indiana has hit at least 10 3-point field goals. The Hoosiers hit a season-high 14 at Penn State - tying the eighth most in school history - on 34 attempts, which matches the third-highest total in the Hoosier record book. IU hit 10 3-pointers against Purdue and at Ohio State, shooting 54.5 percent (12-of-22) vs. the Buckeyes and 50.0 percent in the win over Purdue. Six times this season IU has hit at least 10 treys, posting a 5-1 record in those games and nine times Indiana has nailed at least eight, including 8-of-21 in its victory over Iowa, winning eight of the nine matchups. The Hoosiers have raised their season 3-point percentage to 37.2, which is fourth in the Big Ten, and second in the conference averaging 7.94 3-pointers per game.

WALKING THE LINE

The Hoosiers have improved drastically from the line since the beginning of the season as evidenced

by their 81.2-percent shooting in Big Ten games. After opening conference play with a perfect 11-for-11 performance against Ohio State, IU's first perfect shooting night from the free throw line since March 7, 1987 against Ohio State (18-for-18), the Hoosiers have been hot from the line. Following its 13-of-17 performance against Iowa, IU is 69-of-85 from the charity stripe in league ballgames.

Over the last seven games, the Hoosiers are just under 80 percent at 79.5 (101-127) after reaching the 80-percent plateau just once in their first 10 games, where they only shot 65.1 percent.

SAMPSON SINCE 2000

Since the 2000-01 season, Kelvin Sampson-coached teams are 35-19 (.648) in games decided by five points or fewer and 106-12 (.898) when they score 70 points or more in a game. This season, 70 seems to be the magic number, as the Hoosiers are a perfect 12-0 when reaching the benchmark.

WIN NO. 1,600

Indiana's win over Purdue marked the 1,600th victory for the program. Only eight other programs can boast that accomplishment, including Kentucky, North Carolina, Kansas, Duke, Syracuse, Temple, St. John's and Penn. Indiana owns a 1,602-869 (.648) all-time record in its 107th season of basketball.

EARL THE PEARL

After coming off the bench with 25 active minutes at Kentucky, senior guard Earl Calloway has responded to Head Coach Kelvin Sampson's challenge of putting consecutive productive games together and has earned starts the last nine outings and solidified his spot as the Hoosiers' point guard. In the nine games since the UK contest, IU is 8-1 and Calloway is second on the club with 11.7 points per game, averaging 29.8 minutes, shooting 83.3 percent from the foul line to go along with 4.7 assists, 2.9 rebounds, 1.6 steals and four blocks.

The Atlanta native turned in a productive evening against Iowa, posting eight assists to go along with eight points and three steals in 31 minutes.

BIG SHOT BASSETT

Freshman guard Armon Bassett notched his seventh double-figure scoring effort in nine games and third straight with 10 points against Iowa. In the last nine games, the Terre Haute, Ind., native is averaging 13.0 points per game in 29.0 minutes while shooting 47.5 percent from the floor and 52.8 percent from beyond the arc. Through the first eight games, Bassett averaged 5.5 points in 21.9 minutes on 31.4 percent shooting and 25.0 percent from 3-point range.

Bassett has recorded double digits nine times this season, doing most of his work in the second half. In the nine games, Bassett leads the team with 8.1 second-stanza points and is shooting 53.5 percent from the field, 60.0 from 3-point range and 83.3 from the charity stripe. In the first 20 minutes, Bassett's numbers are reduced to 4.9 points, 40.5 percent shooting, 43.8 from deep and 77.8 from the free throw line.

FINDING CONSISTENCY

While the defense and rebounding has shown up all season, there is quite a disparity in Indiana's offensive numbers in the team's 13 wins and four losses. In the Hoosiers' victories, the team is averaging 78.8 points, shooting 47.9 percent from the floor and 38.2 percent from beyond the arc. In the team's four losses, those numbers drop to 56.8 points per game, 37.5 percent shooting and 32.9 percent from 3-point range.

MISC. RECORDS

All Games	13-4
Home Games.....	10-0
Road Games	1-3
Neutral Site Games	2-1
Big Ten Games	4-1
Big Ten Home Games	3-0
Big Ten Road Games.....	1-1
Big Ten Neutral Site Games.....	0-0
November Games	3-2
December Games	6-1
January Games	4-1
February Games.....	0-0
March Games	0-0
Monday Games	1-0
Tuesday Games	1-3
Wednesday Games	3-0
Thursday Games	0-0
Friday Games	2-0
Saturday Games.....	3-1
Sunday Games	3-0
Overtime Games.....	0-0
Night Games	10-3
Day Games	3-1
Against the A.P. Top 10	0-1
Against the A.P. Top 25	0-2
Against the ESPN/USA Today Top 10	0-2
Against the ESPN/USA Today Top 25	1-2
TV Games	13-4
National TV Games	5-4
ESPN Plus Games	8-0
ESPN Games.....	2-3
ESPN2 Games.....	1-0
ESPNU Games	1-0
CBS Games	1-1

BY THE NUMBERS

CAREER DOUBLE-FIGURE SCORING

D.J. White	36
Roderick Wilmont.....	25
A.J. Ratliff	14
Earl Calloway.....	13
Armon Bassett	9
Lance Stemler.....	8
Joey Shaw.....	4
Errek Suhr	4
Ben Allen	2
Mike White	1

CAREER 20-PLUS POINT SCORING

D.J. White	9
Earl Calloway.....	3
Ben Allen	1
Armon Bassett	1
A.J. Ratliff	1
Lance Stemler.....	1
Roderick Wilmont.....	2

CAREER 20-PLUS POINT & 10-PLUS REBOUNDING

D.J. White	3
Roderick Wilmont.....	2

CAREER DOUBLE-FIGURE REBOUNDING

D.J. White	7
Roderick Wilmont.....	4

CAREER DOUBLE-FIGURE ASSISTS

Earl Calloway.....	1
A.J. Ratliff	1

Breaking it down even further, junior guard A.J. Ratliff (11.7 ppg in wins, 3.3 ppg in losses), senior guard Earl Calloway (11.6, 5.8) and junior forward Lance Stemler (9.8, 5.7) show significant scoring differences in wins vs. losses.

LOPSIDED VICTORIES

With its 73-51 win against Michigan State and 85-58 victory against Purdue, Indiana recorded its largest margins of victory against both schools since 1992. During that season, the Hoosiers defeated the Boilermakers, 106-65, on Jan. 28 and posted a 103-73 win over MSU on Feb. 19.

Indiana followed those victories with its third straight double-digit conference win at Penn State (84-74). The last time IU won three straight conference games by 10-plus points came during the 2001-02 campaign.

TOUGH LOSSES

The Hoosiers' four losses have come by a combined 20 points (5.0 per game), with three sustained on the road (Duke, Kentucky and Ohio State) and one in a neutral setting (Butler). Ohio State (7/7), Duke (14/17) and Butler (18/15) each appear in the current top 25s, while Kentucky is No. 25 in the Associated Press Top 25.

IN THE POLLS

The Hoosiers received votes in both the Associated Press Top 25 and the ESPN/USA Today Coaches' Poll this week. They received 17 votes in the A.P. Poll and 10 votes in the Coaches' Poll.

Five of the Hoosiers' 2006-07 opponents appear in the A.P. Top 25 and four in the Coaches' Poll. Indiana has already faced No. 7/7 Ohio State, No. 14/17 Duke and No. 18/15 Butler and No. 24/RV Kentucky this season. Additionally, two foes are receiving votes in the A.P. poll, while four are receiving votes in the Coaches' poll.

TALE OF TWO HALVES

In Indiana's first road victory of the season, the Penn State game was a tale of two halves. PSU entered the locker room with a 41-40 lead after shooting 53.8 percent overall and 37.5 from 3-point range. The Hoosiers committed seven turnovers, produced five points off the bench and only attempted four free throws.

In the second stanza, IU outscored the Nittany Lions, 44-33, holding PSU to 34.4 percent shooting and 14.3 from deep (1-of-7). Meanwhile, Indiana trimmed its turnovers to three, got a lift from its bench (15-2 edge) and hit 10-of-14 free throws (71.4 percent).

CRASHING THE BOARDS

Indiana has gained a rebounding advantage in 13 of its 17 games this season (10-3 record), including three of its last four outings. Last year, IU won the rebounding battle only 12 times in 31 contests.

The Hoosiers are averaging 35.9 boards per contest and hold a 5.0 advantage over their opponents this season. Indiana owns a 13.05 average on the offensive glass (second in Big Ten), besting its opponents by 2.4 per contest. Junior forward D.J. White paces the Hoosiers with 7.5 rebounds per game, which ranks second in the league, and a 4.94 average on the defensive glass, which also sits second in the conference.

This comes as no surprise, as Kelvin Sampson-coached teams are known for their rebounding. They have now outrebounded 43 of their last 53 opponents, posting a 35-8 (.814) record in the process. Sampson's

teams have also been dominant on the offensive glass, outrebounding 37 of their last 45 opponents in that category (26-11), including 10 foes this season (7-3 record).

DEFENSE LEADS THE CHARGE

After nearly storming back to defeat Duke at Cameron Indoor Stadium, the Hoosiers have captured 10 of their last 12 games, spearheaded by a swarming defensive effort. Despite allowing a season-high 74 points at Ohio State and Penn State, Indiana is holding its opponents to 58.9 points per game and 26.9 percent from 3-point range during the run. The Hoosiers are outscoring its opponents by a 15.3 margin in the games, averaging 74.2 points per contest. While posting a 3-2 record through the first five games, IU allowed 63.0 points per contest.

In the 12 games, Indiana has held five opponents under 40 percent from the field and 10 under 35 percent from downtown, including eight under 30 percent.

BALANCED ATTACK

One of the most impressive facets about this Hoosier team is its offensive distribution. Seven different players have led the team in scoring, five times four players have scored in double digits and on four occasions five players have posted 10-plus points. The Hoosiers are 8-1 when at least four players score in double figures and undefeated when five post 10 or more, as was the case at Penn State.

Overall, four players are averaging double digits led by junior forward D.J. White (13.9), senior guard Roderick Wilmont (11.0), senior guard Earl Calloway (10.2) and junior guard A.J. Ratliff (10.0). Junior forward Lance Stemler (9.0) and freshman guard Armon Bassett (8.8) are knocking on the door as well.

10-SPOT

A.J. Ratliff has reached the 10-point plateau seven times this season, including in back-to-back efforts against Purdue and at Penn State. In those games, Indiana is 7-0, and in the junior guard's career, IU owns a 12-2 record when he scores 10-plus points. Senior guard Earl Calloway has hit the 10-point mark eight times this season, and the Hoosiers are undefeated in those games. Meanwhile, IU is 7-1 when junior forward Lance Stemler scores at least 10 points.

MAKING OPPORTUNITIES

After outscoring Lafayette, 48-15, in points off turnovers in the season opener, the Hoosiers trailed in that category the next five games. Through its first six games, Indiana averaged 18.0 turnovers.

However, IU set a school record with just three turnovers against Western Illinois and has turned it over more than 11 times just once in the 10 games since. Over its last 11 games, Indiana has committed just 9.7 turnovers per game compared to a 14.8 average by its opponents.

In taking care of the ball and tallying 7.3 steals per contest, the Hoosiers have outscored seven of their

THE POLLS (JANUARY 15, 2006)

ASSOCIATED PRESS

1. Florida (43)	16-2	1,761
2. <i>Wisconsin (21)</i>	17-1	1,722
3. UCLA (7)	15-1	1,666
4. North Carolina (1)	15-2	1,552
5. Kansas	15-2	1,527
6. Pittsburgh	16-2	1,396
7. <i>Ohio State</i>	14-3	1,348
8. Texas A&M	15-2	1,310
9. Oregon	16-1	1,204
10. Alabama	14-2	1,139
11. Arizona	13-3	997
12. Oklahoma State	15-2	894
13. Air Force	17-1	786
14. <i>Duke</i>	14-3	758
15. Nevada	16-1	699
16. LSU	12-4	658
17. Memphis	13-3	642
18. <i>Butler</i>	15-2	620
19. Clemson	17-1	508
20. Notre Dame	15-2	466
21. Texas	13-3	404
22. Tennessee	13-4	295
23. Virginia Tech	13-4	250
24. Marquette	15-4	185
25. <i>Kentucky</i>	14-3	168

OTHERS RECEIVING VOTES

Washington State 128, Maryland 81, *Connecticut 71*, West Virginia 21, Georgia Tech 18, Georgetown 17, **Indiana 17**, Boston College 17, USC 15, Syracuse 14, Creighton 13, *Southern Illinois 11*, Arkansas 7, New Mexico State 5, Northern Iowa 2, UNLV 2, Virginia Commonwealth 2, Old Dominion 1, Missouri State 1, Davidson 1, Gonzaga 1.

ESPN/USA TODAY COACHES POLL

1. Florida (23)	16-2	764
2. UCLA (6)	15-1	738
3. <i>Wisconsin (2)</i>	17-1	714
4. North Carolina	15-2	683
5. Kansas	15-2	631
6. Pittsburgh	16-2	590
7. <i>Ohio State</i>	14-3	581
8. Texas A&M	15-2	553
9. Alabama	14-2	459
10. Oregon	16-1	458
11. Air Force	17-1	448
12. Arizona	13-3	435
13. Nevada	16-1	392
14. Oklahoma State	15-2	334
15. <i>Butler</i>	15-2	323
16. Clemson	17-1	307
17. <i>Duke</i>	14-3	304
18. Memphis	13-3	264
19. LSU	12-4	226
20. Notre Dame	15-2	160
21. Washington State	15-3	100
22. Maryland	15-3	95
23. Texas	13-3	90
24. Tennessee	13-4	79
25. Virginia Tech	13-4	66

OTHERS RECEIVING VOTES

Connecticut 62, Kentucky 43, West Virginia 37, Marquette 31, Syracuse 14, UNLV 13, **Indiana 10**, Boston College 10, USC 9, New Mexico State 8, Georgia Tech 7, Stanford 6, *Southern Illinois 5*, Arkansas 5, Creighton 5, *Michigan State 4*, Missouri State 4, Northern Iowa 3, Georgetown 2, Washington 2, Virginia Commonwealth 1.

-Italics indicates 2006-07 Indiana opponent

opponents in points off turnovers in the 11 games by a 6.5 average (176-105).

PLAYING SMART

Beginning with its school-record setting three turnovers against Western Illinois, Indiana has a 1.47 assist/turnover ratio (157-107) in its last 11 ballgames. Four times the Hoosiers have kept their miscues under double figures in the 11 games, and they recorded a season-best 20 assists to just nine turnovers vs. IUPUI. Through the first six games, IU held a 1.05 ratio, turning it over 102 times to 108 assists.

TO THE DEPTHS

Led by redshirt freshman guard Joey Shaw's 19 points and junior guard A.J. Ratliff's 16, the Hoosiers tallied 46 points off the bench against Purdue, outscoring the starters, 46-39.

Shaw and Ratliff's combined 35 points came in 36 minutes (18 each). The duo shot 11-of-12 from the floor (91.6 percent), 6-of-6 from 3-point range, and 7-of-8 from the charity stripe. Overall, the bench shot 15-of-19 (78.9 percent) for the game.

IU has held an advantage in bench scoring 12 times in 17 games this season, with five of those margins of 25 points or more. The Hoosiers enjoy a 382-165 bench advantage this season (12.8 per game).

Indiana has played at least nine players in 16 contests this season, used 10 men 14 times and cleared the bench four times, including the Purdue game. Eight players are averaging at least 10 minutes per contest, while senior guard Errek Suhr (9.8), freshman forward Xavier Keeling (8.8) and junior forward Mike White (8.6) are providing quality minutes.

HOME COOKING

Branch McCracken Court has been friendly to the Hoosiers this season. IU holds a 10-0 record on its home court, has won its last 12 games overall played in Assembly Hall and is outscoring its opponents by a 18.5 margin in Bloomington. The Hoosiers are averaging 76.3 points and shooting 46.8 percent on their home court while those numbers fall to 69.7 and 43.8 on the road or at neutral sites.

Defensively, Indiana is limiting opponents to 57.8 points and 40.5-percent shooting at home compared to 63.4 points and 39.9 percent away from Assembly Hall.

FORCING MISTAKES

The Hoosiers forced Michigan State to commit 20 turnovers while making just eight of their own. MSU came into the game averaging 14.8 turnovers per game. Indiana has forced its opponent into 20 or more turnovers in four games this season, forcing a season-high 26 against Lafayette on Nov. 13.

IU added 12 steals, matching its season high set against Western Michigan. Indiana's highest turnover differential is a plus-15, when it committed just three turnovers to Western Illinois' 18 on Dec. 6.

BLOCK PARTY

Led by junior forward D.J. White's Big Ten-leading 2.52 blocks per game, the Hoosiers are averaging 5.24 blocks per game, which ranks fifth in the league. Indiana registered nine against Purdue – the sixth time IU has recorded at least eight in a game. Seven of those blocks came in the first half, where the Hoosiers held the Boilermakers to just seven field goals. White led IU by tying his career high of five - all of which came in the first half. The Tuscaloosa, Ala., native sits ninth on IU's career list with 114.

SHAW STEPPING UP

Playing in his first career Big Ten games this season, redshirt freshman guard Joey Shaw has played like a veteran. After setting a then-career high with 16 points at Ohio State, Shaw poured in 19 points against Purdue. In the two games, Shaw averaged a team-best 17.5 points per game, shooting 64.7 percent (11-of-17) from the floor, 66.7 percent (6-of-9) from 3-point range and 87.5 percent (7-of-8) from the free throw line. All of this has come in just 20.5 minutes of action.

IU IS RED HOT

Behind a season-high 68.0-percent shooting in the second half (17-of-25) vs. Purdue, the Hoosiers shot over 50 percent (56.9) from the floor for the fourth time this season and matched their season-best total set in the opener against Lafayette. The 68.0 percent is the highest field goal percentage in 20 minutes since IU shot 71.4 percent in the second half at Purdue on March 1, 2006. Indiana also poured in 51 second-half points, marking the third time this year it has posted at least 50 points in a half.

The Hoosiers also went for 51.9 percent in the second half of their victory over Iowa, marking the fifth half this year it has eclipsed 50 percent.

STARTING LINEUPS

Head Coach Kelvin Sampson has employed nine different starting lineups this season but has sent out the same five in all five Big Ten contests in forwards D.J. White and Lance Stemler along with guards Roderick Wilmont, Armon Bassett and Earl Calloway. For a breakdown of game-by-game starts, please see page seven.

Each member of the quintet played over 30 minutes in the team's victory over Iowa, the first time that has occurred this season.

ON THE RUN

Indiana has benefited from major runs in 12 of its games this season, 11 of which have resulted in victories. Below is a look at each of the runs:

Opp.	Before Run	Time	Run	Result
Lafayette	IU, 63-60	7:47, 2nd	28-6	W, 91-66
Chicago St.	IU, 27-17	8:45, 1st	20-7	47-24, half
Duke	Duke, 30-15	3:23, 1st	25-10	40-40, 12:12
Charlotte	Char, 16-13	10:47, 1st	21-5	34-21, 2:47
Western Ill.	IU, 18-16	10:43, 1st	23-5	41-21, half
Western Ill.	IU, 57-32	15:35, 2nd	35-8	W, 92-40
Southern Ill.	39-39	8:03, 2nd	12-0	51-39, 3:32
IUPUI	0-0	-	15-2	15-2, 15:02
Ball State	BSU, 16-11	12:25, 1st	23-6	34-22, half
Michigan St.	IU, 20-19	8:04, 1st	15-4	35-23, 2:16
Purdue	IU, 45-32	13:21, 2nd	14-0	59-32, 10:47
Penn State	PSU, 52-48	14:36, 2nd	13-3	61-55, 8:35
Iowa	Iowa, 10-8	14:19, 1st	11-0	19-10, 7:31
Iowa	IU, 47-35	12:15, 2nd	9-0	56-35, 9:58

SPARK PLUG SUHR

Errek Suhr has stepped up for Indiana on defense in some of its biggest games this season against Duke, Kentucky and Michigan State.

Entering the half trailing by 12 points at Duke, Suhr played 19 of his season-high 24 minutes in the second half, giving the team a huge spark while running the show at the point. Suhr's biggest impact was made on defense, taking three charges on the evening.

The Bloomington native earned his second-career start at Kentucky and posted six points, four rebounds and a pair of steals in 21 minutes.

Suhr tallied 13 minutes against Michigan State, making one of Indiana's three 3-pointers in the game,

BIG TEN STATS

Team Stats (IU In Top Five Only) - (through 1/17/07)

<u>Scoring Offense</u>	
3. Indiana	73.6
<u>Scoring Margin</u>	
3. Indiana	+13.5
<u>3-Point Field Goal Percentage</u>	
4. Indiana	.372
<u>Free Throw Percentage</u>	
4. Indiana	.708
<u>3-Point Field Goal Percentage Defense</u>	
1. Indiana	.279
<u>Turnover Margin</u>	
4. Indiana	+2.94
<u>Offensive Rebounds</u>	
2. Indiana	13.06
<u>3-Point Field Goals Made</u>	
2. Indiana	7.94
<u>Blocked Shots</u>	
5. Indiana	5.24
<u>Steals</u>	
5. Indiana	7.12

Individual Stats

<u>Scoring</u>	
t10. D.J. White	13.9
21. Roderick Wilmont	11.0
23. Earl Calloway	10.2
25. A.J. Ratliff	10.0

Field Goal Percentage

8. D.J. White	.536
---------------	------

Free Throw Percentage

7. Earl Calloway	.785
9. Joey Shaw	.761

Rebounding

2. D.J. White	7.5
13. Roderick Wilmont	6.3

Assists

7. Earl Calloway	4.24
------------------	------

Steals

6. Earl Calloway	1.47
12. Roderick Wilmont	1.24

3-Point Field Goal Percentage

12. Armon Bassett	.397
15. A.J. Ratliff	.388

Blocked Shots

1. D.J. White	2.53
---------------	------

Offensive Rebounds

t6. D.J. White	2.59
----------------	------

3-Point Field Goals Made

9. Roderick Wilmont	2.06
14. Lance Stemler	1.81
15. A.J. Ratliff	1.73

Assist/Turnover Ratio

8. Earl Calloway	1.85
------------------	------

Defensive Rebounds

2. D.J. White	4.94
5. Roderick Wilmont	4.41

STARTING LINEUPS GAME-BY-GAME

Opponent	Forward	Center/Forward	Guard	Guard	Guard	Record	Top Scorer	Top Reserve
vs. Lafayette	D.J. White	Allen	Ratliff	Calloway	Wilmont	1-0	Wilmont (24)	Stemler/M. White (10)
vs. Butler	D.J. White	Stemler	Ratliff	Calloway	Wilmont	0-1	D.J. White (22)	Bassett (4)
Indiana State	D.J. White	Stemler	Ratliff	Calloway	Wilmont	1-1	Stemler (18)	Shaw (11)
Chicago State	D.J. White	Stemler	Ratliff	Bassett	Shaw	1-0	D.J. White (18)	Wilmont (15)
at Duke	D.J. White	Allen	Ratliff	Calloway	Bassett	0-1	Bassett (16)	Shaw (9)
Charlotte	D.J. White	Allen	Suhr	Bassett	Shaw	1-0	Ratliff (18)	Ratliff (18)
Western Illinois	D.J. White	Allen	Bassett	Calloway	Wilmont	1-0	Wilmont (20)	Stemler/Shaw (14)
at Kentucky	D.J. White	Stemler	Suhr	Bassett	Wilmont	0-1	D.J. White (23)	Calloway (6)
Southern Illinois	D.J. White	Stemler	Shaw	Calloway	Wilmont	1-0	Ratliff (14)	Ratliff (14)
Western Michigan	D.J. White	Stemler	Ratliff	Calloway	Wilmont	2-1	Calloway (20)	Bassett (2)
vs. IUPUI	D.J. White	Stemler	Ratliff	Calloway	Wilmont	3-1	Stemler/Calloway (21)	Bassett (20)
Ball State	D.J. White	Stemler	Ratliff	Calloway	Wilmont	4-1	D.J. White (16)	Bassett/Shaw (9)
at Ohio State	D.J. White	Stemler	Bassett	Calloway	Wilmont	0-1	Shaw (16)	Shaw (16)
Michigan State	D.J. White	Stemler	Bassett	Calloway	Wilmont	1-1	D.J. White (21)	M. White/Shaw (4)
Purdue	D.J. White	Stemler	Bassett	Calloway	Wilmont	2-1	Shaw (19)	Shaw (19)
at Penn State	D.J. White	Stemler	Bassett	Calloway	Wilmont	3-1	Wilmont (25)	Ratliff (14)
Iowa	D.J. White	Stemler	Bassett	Calloway	Wilmont	4-1	D.J. White (23)	Ratliff (8)
at Connecticut								
at Illinois								
Michigan								
Wisconsin								
at Iowa								
Illinois								
at Purdue								
at Michigan								
Minnesota								
at Michigan State								
at Northwestern								
Penn State								

and pulled down a rebound. Suhr was again a key defender in his limited minutes, helping hold the Spartans to their second-lowest scoring total of the year.

PLAYING BIG

When looking at the Hoosiers' dominance in the post, it is interesting to point out the team's lack of size. At 6-9, D.J. White is the team's only true "big man" as sophomore Ben Allen (6-11) is learning to play on the block and battling back from illness, and junior forward Lance Stemler (6-8) is the only other contributor rising above 6-6.

Despite the height disadvantage most nights, Indiana continues to enjoy success in the paint, including a 36-26 edge against one of the Big Ten's toughest teams in the post, Michigan State. IU has outscored its opponents by an average of 2.9 (470-420) per game down low and in 10 games this season. Indiana and Purdue battled to a 30-30 tie.

YOUNG GUNS

Getting their first taste of Big Ten action against Ohio State, freshmen Armon Bassett and Joey Shaw combined for 29 points on 10-of-19 shooting (7-of-11 from 3-point range) in 61 minutes of play. Shaw, a red-shirt freshman, carded 16 points before fouling out in 23 minutes. Bassett, a true freshman, added 13 along with four rebounds and two assists in a career-best and game-high 38 minutes.

HAT TRICK

Senior guard Earl Calloway (21), junior forward Lance Stemler (21) and freshman guard Armon Bassett (20) each reached the 20-point mark in IU's win over IUPUI. The last time a trio of Hoosiers accomplished that feat came on March 12, 1998, when Indiana knocked off Oklahoma, 94-87, in over-

time in an NCAA Tournament first-round meeting. Andrae Patterson (26), A.J. Guyton (23) and Luke Recker (21) each scored 20-plus.

BIG TEN HOME OPENERS

With its 73-51 victory over Michigan State, Indiana has won nine straight Big Ten home openers, with its last loss coming to No. 14 Iowa, 89-76, on New Year's Eve, 1997. The Hoosiers own a 31-5 mark in home conference openers since the inception of Assembly Hall prior to the 1971-72 season.

DID YOU KNOW?

Kelvin Sampson is one of six active coaches nationally to record at least 20 wins each of the last nine seasons. The others are Arizona's Lute Olson (19), Kentucky's Tubby Smith (13), Duke's Mike Krzyzewski (10), Syracuse's Jim Boeheim and Connecticut's Jim Calhoun (nine each).

SHUTTING THE DOOR

With the score tied 39-39 at the 8:03 mark in the second half against Southern Illinois, the Hoosier defense took over and held SIU without a point over the next 4:39. During that span, IU scored 12 unanswered points to put away the scrappy Salukis.

In fact, Indiana held Southern Illinois without a field goal for 9:22 in the second half and limited its second opponent this season under 50 points (Western Illinois - 40). The last time IU held two opponents under 50 points in a season came back in 2002-03.

POINTS HARD TO COME BY

Both Indiana and Southern Illinois entered the Dec. 17 matchup holding opponents under 60 points and both defenses lived up to their billing. SIU - surrendering 51.8 points per game (second-lowest total in the country) - stepped off the court at the end of the

first half with a 23-22 edge. It marked the lowest combined first-half total at Assembly Hall since Dec. 8, 2004, when Indiana and Notre Dame combined to score 43 points.

The Hoosiers held the Salukis to 47 points, nearly 12 below the 58.9 they had surrendered through their first eight ballgames. IU only mustered 57 points and the two teams' combined 104 points signified the lowest total in a game on Branch McCracken Court since the aforementioned battle against the Fighting Irish (100 points).

COMPLETE VICTORY

Taking out Western Illinois in one of the most resounding wins in recent memory, Indiana posted many impressive superlatives. IU...

- recorded its largest margin of victory since a 102-46 win over Drake on Dec. 27, 1998
- posted a school-record low three turnovers
- hit a season-high 13 3-pointers
- held WIU to 40 points, the lowest total in a game since Dec. 2, 1978, when the Hoosiers defeated Morehead State, 80-37
- limited Western to 19 second-half points, a season low
- held the Leathernecks to 0-for-10 from the floor for the final 6:14 of the first half
- minimized Western Illinois to 29 percent from the floor, which is a season-best for the Hoosiers

AROUND THE BIG TEN

Teams	BIG TEN			OVERALL		
	W	L	PCT	W	L	PCT
Wisconsin	4	0	1.000	18	1	.947
Indiana	4	1	.800	13	4	.765
Ohio State	3	1	.750	15	3	.833
Michigan	3	1	.750	15	4	.789
Michigan St.	2	2	.500	15	4	.789
Iowa	2	2	.500	10	8	.556
Illinois	2	3	.400	14	6	.700
Purdue	2	3	.400	13	6	.684
Penn State	1	3	.250	10	7	.588
Minnesota	1	3	.250	7	11	.389
Northwestern	0	5	.000	10	8	.556

Tuesday, Jan. 16
Iowa 64 at Indiana 71, ESPN

Wednesday, Jan. 17
Illinois 64 at Minnesota 52, ESPN2
Purdue 64 at Wisconsin 69, ESPN+
Penn State 57 at Michigan 77, ESPN+
Northwestern 41 at Ohio State 73, ESPN+

Saturday, Jan. 20
Purdue at Michigan, 12:17 p.m., ESPN+
Wisconsin at Illinois, 1 p.m., ESPN
Northwestern at Minnesota, 1:30 p.m., ESPN+
Michigan State at Penn State, 3:30 p.m., ESPN +
Indiana at Connecticut, 3:45 p.m., CBS

-All times are local to game site

INDIANA VS. OPPONENTS

Below is a game-by-game breakdown of how Indiana has fared against opponents in the following categories: Free Throws, Bench Points, Points in the Paint, Second Chance Points and Fast Break Points (Shown as IU stats first, followed by opponents).

Game	FT	Bench	Paint	Off TO	2nd Chance	FB
vs. Lafayette	8-22	29-21	48-20	48-15	18-6	11-0
vs. Butler	12-21	5-8	20-14	11-19	6-8	4-0
Indiana State	20-8	15-26	16-32	14-13	7-18	0-0
Chicago State	13-15	31-4	38-32	13-16	14-5	0-0
at Duke	7-15	18-11	30-16	13-16	3-5	6-2
Charlotte	12-16	49-5	22-18	15-24	13-12	12-2
Western Illinois	15-12	47-9	30-16	29-2	14-8	16-2
at Kentucky	6-14	12-11	26-34	14-11	14-9	2-8
Southern Illinois	19-14	31-6	12-18	19-8	10-4	6-6
Western Michigan	15-13	12-14	38-22	21-6	12-25	13-5
vs. IUPUI	18-15	26-13	30-14	7-14	22-8	10-8
Ball State	14-10	21-1	30-28	16-7	12-15	12-12
at Ohio State	11-24	16-26	14-32	10-13	4-14	0-7
Michigan State	16-14	12-14	36-26	24-4	17-2	10-5
Purdue	17-18	46-8	30-30	18-15	6-13	8-2
at Penn State	12-20	20-9	28-36	7-13	24-13	14-4
Iowa	13-12	8-5	22-32	11-12	11-17	11-4
at Connecticut						
at Illinois						
Michigan						
Wisconsin						
at Iowa						
Illinois						
at Purdue						
at Michigan						
Minnesota						
at Michigan State						
at Northwestern						
Penn State						

SPECIALTY STATS

Here is a look at Indiana's record when certain players post double figures in scoring and rebounding, double-doubles and six-plus assists.

DOUBLE-FIGURE SCORING

	03-04	04-05	05-06	06-07	Total
D.J. White		13-10	2-0	8-3	23-13
Wilmont	1-1	1-0	10-3	7-2	19-6
Ratliff		4-1	1-1	7-0	12-2
Calloway			2-3	8-0	10-3
Stemler				7-1	7-1
Bassett				7-2	7-2
Suhr			4-0		4-0
Shaw				3-1	3-1
Allen			1-1		1-1
M. White				1-0	1-0

DOUBLE-FIGURE REBOUNDING

	03-04	04-05	05-06	06-07	Total
D.J. White		1-1		4-0	5-1
Wilmont				4-0	4-0
Calloway			0-1		0-1
Ratliff		0-1			0-1

DOUBLE-DOUBLES

	03-04	04-05	05-06	06-07	Total
D.J. White		1-1		5-0	6-1
Calloway			0-1		0-1
Ratliff		0-1			0-1
Wilmont				2-0	2-0

SIX-PLUS ASSISTS

	03-04	04-05	05-06	06-07	Total
Calloway			0-2	4-1	4-3
Bassett				1-0	1-0

LEAD/DEFICIT COMPARISON

Opponent	Largest Lead	Largest Deficit	Result
vs. Lafayette	91-65 (1:28 left in game)	3-0 (19:02 left in 1st half)	W, 91-66
vs. Butler	47-35 (11:45 left in game)	54-49 (3:14 left in game)	L, 60-55
Indiana State	53-33 (13:37 left in game)	3-0 (18:22 left in 1st half)	W, 73-66
Chicago State	76-47 (7:21 left in game)	None	W, 90-69
at Duke	None	30-15 (3:23 left in 1st half)	L, 54-51
Charlotte	74-54 (1:05 left in game)	8-3 (16:08 left in game)	W, 74-57
Western Illinois	92-40 (0:26 left in game)	3-2 (18:40 left in 1st half)	W, 92-40
at Kentucky	16-9 (9:50 left in 1st half)	32-26 (19:01 left in game)	L, 59-54
Southern Illinois	53-40 (3:05 left in game)	11-3 (13:54 left in game)	W, 57-47
Western Michigan	19-12 (9:56 left in 1st half)	76-64 (0:59 in game)	W, 77-69
vs. IUPUI	86-53 (1:22 left in game)	None	W, 86-57
Ball State	53-28 (12:23 left in game)	16-11 (12:25 left in 1st half)	W, 71-57
at Ohio State	47-43 (12:08 left in game)	12-4 (12:12 left in 1st half)	L, 74-67
Michigan State	69-47 (3:37 left in game)	2-1 (18:55 left in first half)	W, 73-51
Purdue	79-48 (4:22 left in game)	None	W, 85-58
at Penn State	84-74 (0:14 left in game)	32-20 (6:09 left in 1st half)	W 84-74
Iowa	56-35 (9:58 left in game)	4-0 (18:38 left if 1st half)	W, 71-64
at Connecticut			
at Illinois			
Michigan			
Wisconsin			
at Iowa			
Illinois			
at Purdue			
at Michigan			
Minnesota			
at Michigan State			
at Northwestern			
Penn State			

HEAD COACH KELVIN SAMPSON



Kelvin Sampson, a two-time national coach of the year who led Oklahoma to 11 NCAA Tournament appearances (three Sweet 16, two Elite Eight and one Final Four), ten 20-plus win seasons, three Big 12 Tournament titles and a share of the 2004-05

regular season league crown in his 12-year Sooner tenure, was named Indiana University's 26th head basketball coach on March 29, 2006.

Sampson boasts a 468-261 (.642) overall head coaching record and a 279-109 (.719) ledger at OU. Sampson averaged 23 wins per season during his 12-year Oklahoma career, and the Sooners were sixth in the nation with 156 victories and a .776 winning percentage from 1999-00 to 2004-05. OU finished among the top three of the Big 12 Conference eight of the last 10 years, and have won 12 of their last 17 overtime games (18-11 total).

With a 20-9 record in 2005-06, Sampson coached OU to its ninth consecutive 20-win season. Including this season, only five other coaches have posted 20 victories each of the last nine years: Lute Olson (16), Tubby Smith (13), Mike Krzyzewski (10), Jim Boeheim (nine) and Jim Calhoun (nine).

Sampson's club was productive on the court and in the classroom. The squad posted a 3.14 grade point average (GPA) for the 2005 fall semester, setting a single-semester record for the 12-year Sampson era. Eight of the 12 team members recorded a GPA of 3.0 or higher.

Sampson amassed 111 regular season Big 12 victories, the most in league history. He was 111-49 (.694) in conference play since the formation of the Big 12 in 1996-97. Sampson also holds the Big 12 record for most combined regular season and conference tournament wins (he was 128-56) as well as the mark for most overall wins by a conference coach since the Big 12 inception (he was 239-87).

Under Sampson's leadership, Oklahoma enjoyed one of the most successful three-year runs in school history from 2000-03. The Sooners were 84-19 (.816), won three-straight Big 12 Tournament titles and advanced to the 2002 NCAA Final Four (before losing to Indiana in the national semifinals) and the 2003 NCAA Elite Eight.

Sampson was named Oklahoma's coach on April 25, 1994, after seven successful seasons at Washington State. One of only four men to win 20 or more games in a single season in Washington State history, Sampson directed the 22-11 Cougars to the 1992 National Invitation Tournament (NIT), and earned Pac 10 Conference Coach of the Year honors in the process. Sampson concluded his stay in Pullman by leading Washington State to a 20-11 mark and the 1994 NCAA Tournament, the Cougars' first NCAA Tournament appearance in 11 years.

Sampson served as an assistant coach at WSU from 1985-87. He began his head coaching career at the helm of the Montana Tech program from 1981-85. After spending the 1981-82 campaign as the interim head coach, Sampson led the Orediggers to a 73-45 mark in his final four years. Montana Tech had won just 17 games in the three years combined prior to Sampson's arrival. He closed his Montana Tech tenure with three-straight Frontier League titles.

THE SAMPSON FILE

PERSONAL

Date of Birth	Oct. 5, 1955
Birthplace	Laurinburg, N.C.
Wife	Karen
Children	Lauren, Kellen
High School	Pembroke High School, Pembroke, N.C., 1974
College	Pembroke State University, Pembroke, N.C., 1978; B.S., Health, Physical Education, Political Science; Michigan State University, East Lansing, Mich., 1980; M.S., Coaching and Administration

COACHING EXPERIENCE

Michigan State University	
1979-80	Graduate Assistant Coach
Montana Tech University	
1980	Assistant Coach
1981-85	Head Coach
Washington State University	
1986-87	Assistant Coach
1988-94	Head Coach
University of Oklahoma	
1995-2006	Head Coach
Indiana University	
2006-Present	Head Coach

Sampson also boasts an extensive background with USA Basketball. He was the head coach of the 2004 USA Basketball World Championship for Young Men qualifying team that posted a 5-0 record and earned a gold medal in Halifax, Nova Scotia. That 2004 squad featured former Hoosier standout Bracey Wright and captured the United States' first gold medal in the event since 1996.

Sampson, San Antonio Spurs coach Gregg Popovich and Golden State Warriors coach Mike Montgomery were assistant coaches to George Karl on the 2002 USA Men's World Championship team in Indianapolis. That squad included current NBA stars Paul Pierce, Michael Finley, Elton Brand and Baron Davis.

In the summer of 1995, Sampson served as head coach of the USA Men's Junior World Championship team that played in Larissa and Athens, Greece. That team featured current NBA players Vince Carter and Stephon Marbury.

Sampson was an assistant coach to George Raveling on the 1994 USA Goodwill Games team that competed in St. Petersburg, Russia. Damon Stoudemire, Shawn Respert, Finley and Tim Duncan led that club to the bronze medal.

Sampson began his USA Basketball tenure as the head coach of the 1993 Olympic Festival West team in San Antonio, Texas. Jerod Haase, Charles O'Bannon and Jerald Honeycutt helped that club to the silver medal.

For each of the past two years, Sampson has been among the nation's top college coaches participating in "Operation Hardwood - Hoops with the Troops," an eight-team U.S. Army troops' basketball tournament in Kuwait. In August of 2005, Sampson joined Michigan State's Tom Izzo, Alabama's Mark Gottfried, South

Carolina's Dave Odom, Charlotte's Bobby Lutz, former Georgia Tech coach Bobby Cremins, former St. John's coach Mike Jarvis and ESPN analyst Jay Bilas for the debut event. This past May, Sampson, returned to Kuwait and directed his team to the tournament title, but the reward went well beyond the trophy.

"I met 12-15 soldiers from the state of Indiana. When you greet them, you can just feel that kinship. They just want to stop and talk to you and ask questions about the team and how things are going. They were telling me the Indy 500 was that particular weekend, and were asking if I had ever been to the race. Even though they are racing fans, you can tell they are passionate about IU Basketball, which was great to see.

"There is such a sense of gratification when you go to bed at night, and a sense of excitement when you wake up in the morning. Last year's experience was amazing, but this one tops it. You just feel so good about what you are doing, and what you have been able to give back to these young men and women."

Sampson-coached basketball teams are known for their competitiveness, discipline and unselfishness on the court as well as their strong presence in the local community.

Not only do IU coaches and players make weekly appearances at local elementary schools to emphasize the value of reading and education, but they also spend an hour each Friday serving lunch at the Shalom Community Center. The Shalom Community Center is a daytime resource center for those experiencing poverty and homelessness.

Sampson said that the outreach activities are just one component of the Hoosiers' broad-based program.

"Indiana fans have such a passion for Hoosier basketball, which is why it is so important that we touch every base of the community," Sampson said. "It warms our players' and coaches' hearts to see the reception that they get from the elementary school students or how happy the visitors at the Shalom Center are to see us at lunch."

Sampson was born on Oct. 5, 1955, in Laurinburg, N.C. He was raised in Pembroke, N.C. and was an all-league three-sport star (football, basketball and baseball) at Pembroke High School. He captained his high school basketball team for two years, coached by his father, John W. "Ned" Sampson.


Sampson enrolled at Pembroke State University (now UNC Pembroke) where he earned four letters in basketball and three in baseball. He was a Dean's List student and received the Gregory Lowe Memorial Award as the school's outstanding physical education major as a senior.

Sampson received bachelor's degrees in health and physical education and political science in 1978 and his master's degree in coaching and administration from Michigan State in 1980. During his stay in East Lansing, he served as a graduate assistant to Jud Heathcote.

Sampson, who was inducted into the Montana Tech Hall of Fame in 1996 and the Pembroke State Hall of Fame in 1998, is married to the former Karen Lowery. They have one daughter, Lauren, and one son, Kellen. Lauren is an account executive with IU Sports Properties, a division of Learfield Communications. Kellen is a walk-on senior for the Oklahoma basketball team.

THE LAST TIME...

TEAM	
IU ranked in A.P. top 25:	24, 2/6/06
IU ranked in coaches' top 25:	21, 2/6/06
Played A.P. No. 1 team:	2/4/06 vs. Connecticut (L, 88-80)
Defeated A.P. No. 1 team:	3/21/02 vs. Duke, 74-73
Defeated team ranked 2-10 by A.P.:	1/17/06 vs. Illinois (7), 62-60
Defeated A.P. top 25 on the road:	1/13/02 at Iowa (13), 77-66
INDIANA INDIVIDUAL(S)	
Had a triple-double:	Steve Downing 28 pts., 17 rebs., 10 blks., vs. Michigan, 2/23/71
Had a double-double:	D.J. White (23 pts., 12 rebs.) vs. Iowa, 1/16/07
Had 30-plus points and 10-plus rebounds:	Marco Killingsworth (34 pts., 10 reb.) vs. Duke, 11/30/05
Four players in double figures:	Joey Shaw (19), A.J. Ratliff (16), Earl Calloway (13), Armon Bassett (11) vs. Purdue (1/10/07)
Five players in double figures:	Rod Wilmont (25), D.J. White (14), A.J. Ratliff (14), Armon Bassett (14), Earl Calloway (11) vs. Penn State (1/13/07)
Six players in double figures:	Luke Recker (13), Andrae Patterson (10), A.J. Guyton (23), Luke Jimenez (11), William Gladness (11) and Michael Lewis (16) vs. Minnesota, 1/31/98
Scored 30-39 points:	34, Marco Killingsworth vs. Duke, 11/30/05
Scored 40-49 points:	41, Alan Henderson at Michigan State, 3/9/94
Two or more Hoosiers score 20-29 points in the same game:	Earl Calloway (21), Lance Stemler (21), Armon Bassett (20) vs. IUPUI, 12/22/06
Perfect beyond 3-point line (5 att.):	6-6, Robert Vaden at Ball State, 12/31/05
Perfect at FT line (10 att.):	11-11, Kirk Haston vs. Michigan, 2/11/01
Had 15-19 Rebounds:	17, Marco Killingsworth vs. Iowa, 2/11/06
Had 10 or more assists:	10, Earl Calloway vs. Gonzaga, 3/18/06
Had 6 or more steals:	6, Earl Calloway vs. San Diego State, 3/18/06
Had 5 or more blocked shots:	5, D.J. White vs. Purdue, 1/10/07
TEAM FIELD GOAL SHOOTING	
Shot 50 percent or better:	.569 vs. Purdue, 1/10/07
Shot 60 percent or better:	.610 vs. Florida A&M, 11/21/05
Shot 70 percent or better:	.702 vs. Wisconsin, 2/24/01
Made 30-39 field goals:	32 vs. Western Illinois, 12/6/06
Made 40-49 field goals:	45 vs. Buffalo, 12/10/99
Made 50 or more field goals:	52 vs. South Dakota, 11/27/76
Attempted 60-69 field goals:	64 vs. Penn State 1/13/07
Attempted 70-79 field goals:	72 vs. Kentucky, 12/9/06
Attempted 80-89 field goals:	83 vs. Buffalo, 12/10/99
Attempted 90 or more field goals:	92 vs. Iowa, 1/11/75
TEAM THREE-POINT SHOOTING	
Shot 50 percent or better:	.500 (10-20) vs. Purdue, 1/10/07
Shot 60 percent or better:	.600 (12-20) at Ball State, 12/31/05
Shot 70-79 percent:	.714 (5-7) vs. Butler, 12/23/05
Shot 80 percent or better:	.889 (8-9) vs. San Francisco, 12/20/98
Made 10-14 3-point field goals:	14 vs. Penn State, 1/13/07
Made 15 or more 3-point field goals:	16 vs. Gonzaga, 3/18/06
Attempted 20-29 3-point field goals:	21 vs. Iowa, 1/16/07
Attempted 30-39 3-point field goals:	34 vs. Penn State, 1/13/07
TEAM FREE THROW SHOOTING	
Shot 80 percent or better:	.850 (17-20) vs. Purdue, 1/10/07
Shot 90 percent or better:	1.000 (11-11) at Ohio State, 1/2/07
Shot 100 percent:	11-11 at Ohio State, 1/2/07
Made 20-29 free throws:	21 vs. Ohio State, 1/7/06
Made 30-39 free throws:	32 vs. Penn State, 1/5/02
Made 40 or more free throws:	43 vs. Ohio State, 1/4/87
Attempted 10 or fewer free throws:	6 vs. Gonzaga, 3/18/06
Attempted 30-39 free throws:	31 vs. Southern Illinois, 12/17/06
Attempted 40-49 free throws:	44 vs. Ohio State, 2/19/00
Attempted 50-59 free throws:	52 vs. Ohio State, 2/8/97
Attempted 60 or more free throws:	60 vs. Michigan, 2/15/65
TEAM SCORING	
Scored 80-89 points:	84 vs. Penn State, 1/13/07
Scored 90-99 points:	92 vs. Western Illinois, 12/6/06
Scored 100-109 points:	102 at Western Illinois, 11/26/05
Scored 110 or more points:	110 vs. Iowa, 3/12/95
TEAM REBOUNDING	
Had 40-49 rebounds:	42 vs. Penn State, 1/13/07
Had 50-59 rebounds:	55 vs. Nicholls State, 11/18/05
Had 60 or more rebounds:	66 vs. Illinois, 2/9/74
TEAM ASSISTS	
Had 20-29 assists:	20 vs. IUPUI, 12/22/06
Had 30 or more assists:	31 at Alaska Anchorage, 11/21/01
TEAM BLOCKED SHOTS	
Had 10 or more blocked shots:	10 vs. Indiana State, 11/17/06
TEAM STEALS	
Had 10 or more steals:	11 vs. Purdue, 1/10/07
Had 15 or more steals:	15 vs. Michigan, 2/11/01
MISCELLANEOUS	
TWO IU PLAYERS HAD A DOUBLE-DOUBLE IN THE SAME GAME:	
	1/13/07 Rod Wilmont (25 pts., 12 rebs.) and D.J. White (14 pts., 11 rebs.) – W, 84-74 vs. Penn State
THREE PLAYERS SCORED 20 OR MORE POINTS IN THE SAME GAME:	
	12/22/06 - Lance Stemler (21 pts.), Earl Calloway (21 pts.), Armon Bassett (20 pts.) vs. IUPUI
IU PLAYER HAD DOUBLE DIGIT ASSISTS IN CONSECUTIVE GAMES:	
	Jamal Meeks (12/1/90 – 12 assists and 12/4/90 – 11 assists)
IU PLAYER LED THE TEAM IN POINTS, REBOUNDS AND ASSISTS IN THE SAME GAME:	
	11/13/06 - Earl Calloway (22 points, five rebounds and nine assists vs. Lafayette)*
	*- Tied for rebounding lead
IU PLAYER MADE 10 CONSECUTIVE THREE-POINTERS	
	12/23/05 - 1/3/06 Robert Vaden (12 straight over three-game stretch)
IU PLAYED 20T:	
	1/15/05 at Purdue W, 75-73
IU PLAYED 30T:	
	2/16/87 at Wisconsin, W, 86-85
IU PLAYED 40T:	
	Never
IU SHOT 60 PERCENT FROM THE FLOOR IN A HALF:	
	1/10/07 vs. Purdue (Second Half - .680 - 17-of-25)
IU SHOT 70 PERCENT FROM THE FLOOR IN A HALF:	
	3/1/06 at Purdue (Second Half - .714 - 15-of-21)
IU SHOT LESS THAN 30 PERCENT FROM THE FLOOR IN A HALF:	
	12/9/06 at Kentucky (Second Half - .289 - 11-of-38)
IU SHOT LESS THAN 40 PERCENT FROM THE FLOOR IN A HALF:	
	12/17/06 vs. Southern Illinois (First Half - .300 - 6-of-20)
IU FAILED TO MAKE AT LEAST ONE 3-POINTER:	
	3/9/01 vs. Wisconsin, Big Ten Tournament (160 games)
IU HAD FOUR PLAYERS PLAY AT LEAST 40 MINUTES IN A SINGLE GAME:	
	1/15/05 at Purdue, (Bracey Wright (48), D.J. White (46), Marshall Strickland (46), Robert Vaden (45) and A.J. Ratliff (40))
IU HAD FIVE PLAYERS PLAY AT LEAST 40 MINUTES IN A SINGLE GAME:	
	1/15/05 at Purdue, (Bracey Wright (48), D.J. White (46), Marshall Strickland (46), Robert Vaden (45) and A.J. Ratliff (40))
OVERCAME A DEFICIT WITH FIVE MINUTES LEFT:	
	3/16/06 vs. San Diego State (down 76-71 and came back to win, 87-83)
OVERCAME A HALFTIME DEFICIT IN TWO CONSECUTIVE GAMES:	
	3/4/06 at Michigan (trailing 30-27 and won 69-67) and 3/10/06 vs. Wisconsin (trailing 19-15 and won 61-56)
OVERCAME A HALFTIME DEFICIT IN TWO CONSECUTIVE ROAD GAMES:	
	3/1/06 at Purdue (trailing 27-25 and won 70-59) and 3/4/06 at Michigan (trailing 30-27 and won 69-67)
OVERCAME A HALFTIME DEFICIT IN THREE CONSECUTIVE GAMES:	
	3/1/06 at Purdue (trailing 27-25 and won 70-59), 3/4/06 at Michigan (trailing 30-27 and won 69-67) and 3/10/06 vs. Wisconsin (trailing 19-15 and won 61-56)



ARMON BASSETT

GUARD • 6-1 • 176 • FRESHMAN
TERRE HAUTE, IND.
HARGRAVE (VA.) MILITARY ACADEMY



- recorded third straight double-figure scoring effort with 10 points against Iowa (1/16/07)
- scored 14 points at Penn State, 11 in the second half, for his second straight game in double figures (1/13/07)
- had a strong game against Purdue, scoring 11 points - all in the opening 20 minutes (1/10/07)
- tallied 13 points in his Big Ten debut at Ohio State, including a 3-of-4 performance from beyond the arc (1/2/07)
- recorded third straight game in double figures with a career-high 20 points vs. IUPUI (12/22/06) on 7-of-10 shooting to go along with five assists
- scored in double figures for the second consecutive game, scoring all 12 of his points in the second half vs. Western Michigan (12/20/06)
- was one of two players in double figures vs. Southern Illinois with 11 points (12/17/06)
- scored a team and career-high 16 points at No. 10/11 Duke, going 4-of-5 from 3-point range (11/28/06)
- tallied a then-career high in points (10) and a career-best in assists (nine) in his first collegiate start against Chicago State (11/19/06)
- dished out four assists against Indiana State (11/17/06)
- scored four points and grabbed four rebounds against Butler (11/14/06)
- played 17 minutes in the victory over Lafayette (11/13/06), recording three assists
- earned a four star rating from *Scout.com* and three stars from *Rivals.com*
- dished out 14 assists and had five turnovers in the Hoosiers' exhibition games
- averaged 24 points, six rebounds and six assists for a Hargrave Military Academy team that ranked second nationally among prep schools
- was among 10 prep school teammates to earn Division I scholarships, including Marreese Speights (Florida), Jonathan Mandelove (Connecticut) and Vernon Macklin (Georgetown)
- as a senior at Terre Haute South Vigo High School, Bassett averaged 22.5 points, 6.0 rebounds and 6.0 assists to earn a spot on the 2005 Indiana All-Star Team
- Bassett was a McDonald's All-America Nominee as a senior and competed on the Indiana Junior All-Star Team in 2004
- Bassett played four years of varsity basketball and was a three-time all-conference and all-star honoree who led his team to the 2005 semi-state final four
- born on 12/28/86, Bassett is enrolled in University Division

2006-07	FG	3FG	FT	PTS	OFF	DEF	TOT	PF	A	TO	BLK	STL	MIN
vs. Lafayette	0-3	0-2	0-0	0	0	1	1	1	3	2	0	0	17
vs. Butler	2-8	0-3	0-0	4	2	2	4	2	1	1	0	0	16
Indiana State	0-2	0-1	0-2	0	0	1	1	1	4	3	0	0	10
Chicago State	4-7	0-3	2-2	10	0	4	4	2	9	2	0	0	29
at Duke	6-15	4-5	0-0	16	0	5	5	4	0	0	0	2	37
Charlotte	2-7	1-4	0-0	5	0	3	3	2	2	4	0	0	22
Western Illinois	2-5	1-3	4-4	9	2	1	3	1	3	0	0	0	19
at Kentucky	0-4	0-3	0-0	0	2	1	3	0	0	0	0	0	25
Southern Illinois	3-9	1-3	4-4	11	0	0	0	4	3	1	0	0	24
Western Michigan	5-7	1-2	1-2	12	0	0	0	3	1	0	0	1	29
vs. IUPUI	7-10	4-6	2-2	20	1	2	3	3	5	1	0	0	23
Ball State	3-8	1-3	2-2	9	0	4	4	1	2	2	0	2	26
at Ohio State	4-8	3-4	2-2	13	0	4	4	3	2	2	0	0	38
Michigan State	2-7	1-3	0-0	5	0	1	1	2	2	2	0	2	29
Purdue	3-7	2-4	3-4	11	1	0	1	0	1	3	0	0	21
at Penn State	4-12	2-6	4-7	14	0	1	1	2	3	1	0	1	30
Iowa	2-5	2-3	4-4	10	0	1	1	1	1	1	0	0	30
at Connecticut													
at Illinois													
Michigan													
Wisconsin													
at Iowa													
Illinois													
at Purdue													
at Michigan													
Minnesota													
at Michigan State													
at Northwestern													
Penn State													

2006-07 HIGHS

Points20 vs. IUPUI, 12/22/06
 Rebounds5 at Duke, 11/28/06
 Assists9 Chicago State, 11/19/06
 BlocksN/A
 Steals2 (3x) last Mich. State, 1/7/07
 Minutes38 at Ohio State, 1/2/07

CAREER HIGHS

Points20 vs. IUPUI, 12/22/06
 Rebounds5 at Duke, 11/28/06
 Assists9 Chicago State, 11/19/06
 BlocksN/A
 Steals2 (3x) last Mich. State, 1/7/07
 Minutes38 at Ohio State, 1/2/07


BASSETT'S CAREER STATS

OVERALL

YEAR	GP	GS	MIN	AVG	FG	FGA	PCT	3FG	3FGA	PCT	FT	FTA	PCT	OFF	DEF	TOT	AVG	PF	FO	AST	TO	BLK	STL	PTS	AVG
2006-07	17	10	425	25.0	49	124	.395	23	58	.397	28	35	.800	8	31	39	2.3	32	0	42	25	0	8	149	8.8
TOTAL	17	10	425	25.0	49	124	.395	23	58	.397	28	35	.800	8	31	39	2.3	32	0	42	25	0	8	149	8.8

BIG TEN

YEAR	GP	GS	MIN	AVG	FG	FGA	PCT	3FG	3FGA	PCT	FT	FTA	PCT	OFF	DEF	TOT	AVG	PF	FO	AST	TO	BLK	STL	PTS	AVG
2006-07	5	5	148	29.6	15	39	.385	10	20	.500	13	17	.765	1	7	8	1.6	8	0	9	9	0	3	53	10.6
TOTAL	5	5	148	29.6	15	39	.385	10	20	.500	13	17	.765	1	7	8	1.6	8	0	9	9	0	3	53	10.6



3

D.J. WHITE

FORWARD • 6-9 • 251 • JUNIOR
TUSCALOOSA, ALA. • HILLCREST H.S.



- recorded his second career double-double, tying his career highs with 23 points and 12 rebounds against Iowa (1/16/07)
- posted a double-double with 14 points and 11 rebounds at Penn State, including six offensive boards (1/13/07)
- tallied five blocks with eight points, three rebounds and three assists against Purdue (1/10/07)
- led all players with 21 points, tying his career high, with two steals against Michigan State (1/7/07). Moved into sole possession of ninth place on the school's career blocks list.
- scored 11 points at Ohio State, pulling down a team-high eight rebounds in the loss (1/2/07)
- tallied a team-best 16 points against Ball State (12/30/06)
- distributed a career-best five assists with eight rebounds and three blocks vs. IUPUI (12/22/06)
- recorded fifth career double-double with 16 points and a career-high-tying 12 rebounds against Western Michigan, tying a career high with five blocks (12/20/06)
- tied a career high and set a season high with 23 points at Kentucky (12/9/06) to go along with nine boards, four blocks and two steals in 39 minutes
- pulled down a career-high 12 rebounds en route to his fourth career double-double against Charlotte, scoring 13 points (12/2/06)
- recorded third double-double of his career with 18 points and 11 rebounds against Chicago State (11/19/06)
- posted 12 points, nine rebounds and five blocked shots against Indiana State (11/17/06)
- scored 22 points and had seven rebounds, shooting 9-of-14 against Butler (11/14/06)
- was one of the Hoosiers' top performers in the offseason conditioning program, boasting a 7-3.5 wingspan, 35.5-inch vertical jump and 23 reps in the 185-pound bench press
- sidelined during the exhibition win over Saint Joseph's (Ind.) (11/4/05) and was out until mid-December with broken left foot
- returned from injury against Charlotte (12/19/05) and finished with eight points, five rebounds and two blocks in 17 minutes of action
- returned to the starting lineup for first time in 2005-06 against Ball State (12/31/05) and had 16 points, nine rebounds and two blocks in 23 minutes
- suffered a second injury to a different part of his left foot vs. Ohio State (1/7/06) to end his season
- tabbed a Freshman All-American by *Rivals.com* and *collegeinsiders.com* in 2004-05
- also named the 2005 Big Ten Freshman of the Year
- led all Big Ten freshmen in scoring (13.3), blocks (2.2) and field goal percentage (.572) on his way to all-league honors
- born on 8/31/86, White is majoring in general studies

2006-07	FG	3FG	FT	PTS	OFF	DEF	TOT	PF	A	TO	BLK	STL	MIN
vs. Lafayette	2-3	0-0	0-2	4	1	2	3	4	0	2	0	0	8
vs. Butler	9-14	0-0	4-4	22	3	4	7	4	0	1	1	1	29
Indiana State	4-12	0-0	4-8	12	2	7	9	2	2	3	5	1	32
Chicago State	8-12	0-0	2-3	18	3	8	11	1	2	2	1	2	29
at Duke	3-11	0-0	1-2	7	1	5	6	1	1	2	3	1	38
Charlotte	4-6	0-0	5-7	13	2	10	12	2	2	3	2	0	32
Western Illinois	6-10	0-0	0-1	12	3	3	6	2	1	0	3	0	24
at Kentucky	10-19	0-0	3-3	23	4	5	9	2	2	1	4	2	39
Southern Illinois	3-6	0-0	2-6	8	2	2	4	2	0	4	0	0	36
Western Michigan	6-12	0-0	4-6	16	4	8	12	3	1	0	5	1	35
vs. IUPUI	3-10	0-0	2-4	8	4	4	8	2	5	1	3	0	27
Ball State	7-10	0-0	2-2	16	2	2	4	3	3	0	3	0	25
at Ohio State	3-14	0-0	5-5	11	2	6	8	4	2	2	1	1	36
Michigan State	8-12	0-0	5-6	21	0	3	3	3	0	1	1	2	27
Purdue	4-6	0-0	0-0	8	1	2	3	3	3	1	5	1	26
at Penn State	6-9	0-0	2-4	14	6	5	11	4	1	1	2	0	33
Iowa	10-13	0-0	3-5	23	4	8	12	0	1	3	2	0	35
at Connecticut													
at Illinois													
Michigan													
Wisconsin													
at Iowa													
Illinois													
at Purdue													
at Michigan													
Minnesota													
at Michigan State													
at Northwestern													
Penn State													

2006-07 HIGHS

Points	.23 (2x) last Iowa, 1/16/07
Rebounds	.12 (3x) last Iowa, 1/16/07
Assists	.5 vs. IUPUI, 12/22/06
Blocks	.5 (3x) last Purdue, 1/10/07
Steals	.2 (3x) last Mich. State, 1/7/07
Minutes	.39 at Kentucky, 12/9/06

CAREER HIGHS

Points	.23 (5x) last Iowa, 1/16/07
Rebounds	.12 (3x) last Iowa, 1/16/07
Assists	.5 vs. IUPUI, 12/22/06
Blocks	.5 (3x) last Purdue, 1/10/07
Steals	2 (4x) 2 (3x) last Mich. State, 1/7/07
Minutes	.46 at Purdue, 1/15/05


WHITE'S CAREER STATS

OVERALL

YEAR	GP	GS	MIN	AVG	FG	FGA	PCT	3FG	3FGA	PCT	FT	FTA	PCT	OFF	DEF	TOT	AVG	PF	FO	AST	TO	BLK	STL	PTS	AVG
2004-05	29	29	814	28.1	143	250	.572	0	0	.000	100	141	.709	56	87	143	4.9	76	3	23	39	64	14	386	13.3
2005-06	5	3	89	17.8	19	36	.528	0	0	.000	8	14	.571	9	21	30	6.0	10	0	5	9	7	0	46	9.2
2006-07	17	17	511	30.1	96	179	.536	0	0	.000	44	68	.647	44	84	128	7.5	42	0	26	27	43	12	236	13.9
TOTAL	51	49	1414	27.7	258	465	.555	0	0	.000	152	223	.682	109	192	301	5.9	128	3	54	75	114	26	668	13.1

BIG TEN

YEAR	GP	GS	MIN	AVG	FG	FGA	PCT	3FG	3FGA	PCT	FT	FTA	PCT	OFF	DEF	TOT	AVG	PF	FO	AST	TO	BLK	STL	PTS	AVG
2004-05	16	16	467	29.2	82	136	.603	0	0	.000	59	88	.670	26	45	71	4.4	43	2	13	26	34	7	223	13.9
2005-06	2	2	38	19.0	6	12	.500	0	0	.000	4	7	.571	3	8	11	5.5	3	0	2	5	3	0	16	8.0
2006-07	5	5	157	31.4	31	54	.574	0	0	.000	15	20	.750	13	24	37	7.4	14	0	7	8	11	4	77	15.4
TOTAL	23	23	662	28.8	119	202	.589	0	0	.000	78	115	.678	42	77	119	5.2	60	2	22	39	48	11	316	13.7



RODERICK WILMONT

GUARD • 6-4 • 203 • SENIOR
MIRAMAR, FLA. • MIRAMAR H.S.



- tallied 15 points and pulled down five rebounds in win over Iowa (1/16/07)
- set career highs in both points (25) and rebounds (12) in earning his second-career double-double at Penn State (1/13/07)
- tied his career best for the third time this season, pulling down a game-high 10 rebounds vs. Purdue (1/10/07)
- had another strong rebounding effort against Ball State, pulling down seven and recording 12 points (12/30/06)
- recorded at least six rebounds eight times this season, including nine vs. IUPUI (12/22/06)
- scored 14 points, including hitting 4-of-10 from 3-point range vs. Western Michigan (12/20/06)
- registered his fifth double-figure scoring game of the season with 13 points at Kentucky (12/9/06)
- had his first career double-double against Western Illinois (12/6/06), scoring 20 points and tying his career-high with 10 rebounds.
- pulled down a career-high 10 rebounds vs. Charlotte (12/2/06)
- supplied 15 points off the bench against Chicago State (11/19/06), marking the 19th double figure scoring game of his career and his 12th such effort off the bench
- scored 14 points and had seven rebounds against Butler (11/14/06)
- recorded career-highs in points (24), 3-pointers (six) and steals (five) against Lafayette (11/13/06)
- Wilmont was one of five Big Ten players to average double figures during the 2006 foreign tour trip (10.5 ppg) and was the third-leading rebounder at 7.5 per game.
- was one of the Hoosiers' top performers in the off-season conditioning program with a 41-inch vertical jump and 23 pull-ups
- led the Hoosiers with 10 double-digit scoring efforts as a reserve, which was the most by a Hoosier since Kirk Haston (1998-99) and Greg Graham (1991-92) accomplished the feat
- in his 22 reserve appearances on the year, he led the bench in scoring on 18 occasions
- finished the season averaging 9.0 points, 4.0 rebounds and 1.2 steals per contest
- scored a career-high 23 points on 8-of-13 from the field and 5-of-10 from 3-point range against Northwestern (2/1/06)
- accounted for 11 points, including game-clinching free throws, in the waning seconds of NCAA Tournament opening-round victory over San Diego St. (3/16/06) born on 7/28/83, Wilmont is majoring in recreational sports management

2006-07	FG	3FG	FT	PTS	OFF	DEF	TOT	PF	A	TO	BLK	STL	MIN
vs. Lafayette	9-14	6-11	0-0	24	2	1	3	3	0	1	0	5	27
vs. Butler	5-11	3-6	1-2	14	1	6	7	2	2	2	1	1	38
Indiana State	1-4	0-2	2-2	4	1	5	6	3	0	1	0	2	29
Chicago State	5-13	3-7	2-2	15	3	4	7	0	0	2	0	2	28
at Duke	0-2	0-0	0-0	0	1	1	2	1	0	1	0	1	11
Charlotte	1-6	0-4	2-2	4	4	6	10	4	0	1	0	0	22
Western Illinois	8-12	3-6	1-3	20	5	5	10	2	2	1	1	2	26
at Kentucky	5-11	2-7	1-2	13	0	1	1	2	0	1	1	1	23
Southern Illinois	3-6	1-2	0-0	7	1	6	7	1	0	1	0	1	19
Western Michigan	5-13	4-10	0-2	14	1	5	6	3	3	1	0	1	29
vs. IUPUI	0-6	0-3	2-2	2	2	7	9	3	3	2	0	0	28
Ball State	4-11	1-4	3-5	12	3	4	7	1	3	2	1	0	31
at Ohio State	3-6	2-5	0-0	8	0	0	0	3	0	0	0	1	24
Michigan State	3-6	0-3	2-2	8	1	4	5	2	0	0	1	1	26
Purdue	1-4	0-3	0-0	2	1	9	10	2	2	3	1	2	24
at Penn State	9-23	7-17	0-0	25	5	7	12	1	0	1	0	0	37
Iowa	6-14	3-8	0-0	15	1	4	5	4	1	0	0	1	34
at Connecticut													
at Illinois													
Michigan													
Wisconsin													
at Iowa													
Illinois													
at Purdue													
at Michigan													
Minnesota													
at Michigan State													
at Northwestern													
Penn State													

2006-07 HIGHS

Points25 at Penn State, 1/13/07
Rebounds12 at Penn State, 1/13/07
Assists3 (3x) last Ball St., 12/30/06
Blocks1 (6x) last Purdue, 1/10/07
Steals5 vs. Lafayette, 11/13/06
Minutes38 vs. Butler, 11/14/06

CAREER HIGHS

Points25 at Penn State, 1/13/07
Rebounds12 at Penn State, 1/13/07
Assists3 (4x) last Ball St., 12/30/06
Blocks2 North Carolina, 12/1/04
Steals5 vs. Lafayette, 11/13/06
Minutes38 vs. Butler, 11/14/06


WILMONT'S CAREER STATS

OVERALL

YEAR	GP	GS	MIN	AVG	FG	FGA	PCT	3FG	3FGA	PCT	FT	FTA	PCT	OFF	DEF	TOT	AVG	PF	FO	AST	TO	BLK	STL	PTS	AVG
2003-04	27	6	330	12.2	35	120	.292	17	66	.258	2	5	.400	18	50	68	2.5	26	0	8	14	3	8	89	3.3
2004-05	29	8	397	13.7	36	92	.391	16	39	.410	16	28	.571	26	43	69	2.4	48	1	8	18	5	17	104	3.6
2005-06	30	8	666	22.2	97	229	.424	40	123	.325	35	60	.583	37	84	121	4.0	57	1	19	17	3	36	269	9.0
2006-07	17	14	456	26.8	68	162	.420	35	98	.357	16	24	.667	32	75	107	6.3	37	0	16	20	6	21	187	11.0
TOTAL	103	36	1849	18.0	236	603	.391	108	326	.331	69	117	.590	113	252	365	3.5	168	2	51	69	17	82	649	6.3

BIG TEN

YEAR	GP	GS	MIN	AVG	FG	FGA	PCT	3FG	3FGA	PCT	FT	FTA	PCT	OFF	DEF	TOT	AVG	PF	FO	AST	TO	BLK	STL	PTS	AVG
2003-04	16	4	208	13.0	23	74	.311	12	44	.273	0	1	.000	9	28	37	2.3	16	0	5	7	2	3	58	3.6
2004-05	16	5	254	15.9	25	57	.439	11	25	.440	12	18	.667	12	29	41	2.6	36	1	6	11	1	13	73	4.6
2005-06	16	3	388	24.3	53	125	.424	20	65	.308	22	34	.647	21	44	65	4.1	35	1	11	10	3	21	148	9.3
2006-07	5	5	145	29.0	22	53	.415	12	36	.333	2	2	1.000	8	24	32	6.4	12	0	3	4	2	5	58	11.6
TOTAL	53	17	995	18.8	123	309	.398	55	170	.324	36	55	.655	50	125	175	3.3	99	2	25	32	8	42	337	6.4



ERREK SUHR

GUARD • 5-9 • 156 • SENIOR
BLOOMINGTON, IND. • NORTH H.S.



- was a key player defensively off the bench for the Hoosiers against No. 24 Michigan State (1/7/07)
- scored a season-high six points at Kentucky (12/9/06)
- earned the first start of his career against Charlotte (12/2/06)
- provided a key spark off the bench for Indiana at No. 10/11 Duke, recording five points, two steals and two rebounds (11/28/06)
- hit clutch 3-pointer during 28-6 Hoosier scoring run in victory over Lafayette(11/13/06)
- earned a scholarship to start the 2005-06 season and responded by becoming one of the better reserve players during the year
- played in 28 of IU's 31 contests during the season
- took a team-leading 14 charges on the season
- finished the year shooting .482 (27-of-56) from the floor and .468 (22-of-47) from 3-point range
- averaged 3.4 points, 1.6 rebounds and had an assist to turnover ratio of nearly 3:1 (29 assists and 10 turnovers)
- came up with two huge plays down the stretch against then-No. 18/16 Michigan State (2/26/06), as he drew Paul Davis' fifth foul on a charge with under five minutes to go and made a steal that tied the game at a critical juncture
- provided an energetic 22 minutes off the bench against Northwestern (2/1/06), as he scored 10 points on 2-of-3 from three-point range and a career-high tying five assists compared to zero turnovers
- played 21 minutes and finished with three points and a team-high three assists against Iowa (1/24/06)
- had a career-high four 3-pointers, notching his third straight game in double figures with 12 at Western Illinois (11/26/05)
- recorded his career-high against Florida A&M (11/21/05) with 13 points on 3-of-5 from 3-point range
- born on 6/20/84, Suhr is majoring in education

2006-07	FG	3FG	FT	PTS	OFF	DEF	TOT	PF	A	TO	BLK	STL	MIN
vs. Lafayette	1-2	1-1	0-0	3	2	3	5	1	0	1	0	0	13
vs. Butler	0-0	0-0	0-0	0	0	0	0	0	0	0	0	0	5
Indiana State	0-0	0-0	0-0	0	0	0	0	0	0	0	0	0	3
Chicago State	1-4	0-1	1-2	3	0	0	0	0	0	0	0	0	4
at Duke	2-4	0-2	1-1	5	0	2	2	1	2	4	0	2	24
Charlotte	1-2	1-1	0-0	3	1	1	2	2	1	2	0	0	13
Western Illinois	1-2	1-2	0-2	3	1	3	4	3	1	0	0	1	12
at Kentucky	2-5	2-4	0-0	6	3	1	4	3	1	2	0	2	21
Southern Illinois	0-0	0-0	0-0	0	0	0	0	0	0	0	0	0	1
Western Michigan	0-0	0-0	0-0	0	0	0	0	2	0	0	0	0	10
vs. IUPUI	1-2	0-1	0-0	2	0	0	0	0	0	0	0	0	4
Ball State	0-2	0-2	0-0	0	0	1	1	1	0	0	0	0	18
at Ohio State													DNP
Michigan State	1-1	1-1	0-0	3	1	0	1	1	1	1	0	0	13
Purdue	0-2	0-1	2-2	2	0	1	1	0	1	0	0	0	9
at Penn State	0-0	0-0	0-0	0	0	0	0	0	0	1	0	0	2
Iowa	0-0	0-0	0-0	0	0	1	1	1	0	0	0	0	4
at Connecticut													
at Illinois													
Michigan													
Wisconsin													
at Iowa													
Illinois													
at Purdue													
at Michigan													
Minnesota													
at Michigan State													
at Northwestern													
Penn State													

2006-07 HIGHS		CAREER HIGHS	
Points6 at Kentucky, 12/9/06	Points13 Florida A&M, 11/21/05
Rebounds5 vs. Lafayette, 11/13/06	Rebounds8 Nicholls State, 11/18/05
Assists2 at Duke, 11/28/06	Assists5 (2x) last Northwestern 2/1/06
BlocksN/A	BlocksN/A
Steals2 (2x) last at Kentucky, 12/9/06	Steals3 Purdue, 2/22/05
Minutes24 at Duke, 11/28/06	Minutes26 Indiana State, 11/23/04


SUHR'S CAREER STATS

OVERALL

YEAR	GP	GS	MIN	AVG	FG	FGA	PCT	3FG	3FGA	PCT	FT	FTA	PCT	OFF	DEF	TOT	AVG	PF	FO	AST	TO	BLK	STL	PTS	AVG
2003-04	4	0	6	1.5	0	1	.000	0	1	.000	0	0	.000	0	1	1	0.3	1	0	2	2	0	0	0	0.0
2004-05	15	0	176	11.7	6	22	.273	5	19	.263	7	8	.875	4	13	17	1.1	24	0	13	5	0	8	24	1.6
2005-06	28	0	362	12.9	27	56	.482	22	47	.468	20	23	.870	25	21	46	1.6	26	1	29	10	0	7	96	3.4
2006-07	16	2	156	9.8	10	26	.385	6	16	.375	4	7	.571	8	13	21	1.3	15	0	7	11	0	5	30	1.9
TOTAL	63	2	700	11.1	43	105	.410	33	83	.398	31	38	.816	37	48	85	1.3	66	1	51	28	0	20	150	2.4

BIG TEN

YEAR	GP	GS	MIN	AVG	FG	FGA	PCT	3FG	3FGA	PCT	FT	FTA	PCT	OFF	DEF	TOT	AVG	PF	FO	AST	TO	BLK	STL	PTS	AVG
2003-04	2	0	2	1.0	0	0	.000	0	0	.000	0	0	.000	0	0	0	0.0	0	0	2	1	0	0	0	0.0
2004-05	6	0	55	9.2	4	8	.500	3	6	.500	2	2	1.000	2	6	8	1.3	9	0	3	1	0	4	13	2.2
2005-06	13	0	169	13.0	11	28	.393	10	25	.400	12	12	1.000	11	6	17	1.3	15	1	16	4	0	4	44	3.4
2006-07	4	0	28	7.0	1	3	.333	1	2	.500	2	2	1.000	1	2	3	0.8	2	0	2	2	0	0	5	1.3
TOTAL	25	0	254	10.2	16	39	.410	14	33	.424	16	16	1.000	14	14	28	1.1	26	1	23	8	0	8	62	2.5



20

A.J. RATLIFF

GUARD • 6-3 • 188 • JUNIOR
INDIANAPOLIS, IND. • NORTH CENTRAL H.S.



- posted second straight double-digit scoring effort with 14 points at Penn State (1/13/07)
- returned after missing two games with a wrist injury to score 16 points, including a perfect shooting night from the field (6-6) vs. Purdue (1/10/07)
- tallied 13 points, including nine in the first half, and added three steals vs. Western Michigan (12/20/06)
- led the Hoosiers with 14 points against Southern Illinois (12/17/06)
- scored in double figures for the second straight game, tallying 13 points vs. Western Illinois (12/6/06)
- tied career highs with four 3-pointers and three steals, scoring a season-high 18 points against Charlotte (12/2/06)
- scored nine points against Chicago State (11/19/06)
- tallied 11 points and three assists against Indiana State (11/17/06)
- grabbed five rebounds against Butler (11/14/06)
- scored eight points in the season opener against Lafayette (11/13/06)
- boasts a 6-10 wingspan, did 15 reps in the 185-pound bench press and 22 reps in pull-ups in Indiana's off-season conditioning program test
- played in 28 contests, starting on 13 occasions
- averaged 3.5 points, 1.9 rebounds and 16.9 minutes per contest
- saw first action of the season against No. 1/1 Duke (11/30/05) after missing the opening three games with an injured right thumb
- made first start of the season against Kentucky (12/10/05) and notched a career-high with 21 second-half points in the IU victory
- came off the bench and scored all 11 of his points in the first half at Penn State (2/15/06), including a season-high three 3-point field goals
- started at guard against Michigan (3/4/06) and had five points to go along with a career-high tying three assists
- pulled down a season-high seven rebounds and equaled a season-best with two blocks to go along with five points against Penn State (2/22/06)
- had a solid game off the bench against Connecticut (2/4/06) with five points and three rebounds in 16 minutes
- born on 12/2/85, Ratliff is majoring in general studies

2006-07	FG	3FG	FT	PTS	OFF	DEF	TOT	PF	A	TO	BLK	STL	MIN
vs. Lafayette	4-6	0-2	0-0	8	1	0	1	4	0	1	0	1	16
vs. Butler	1-8	0-2	2-2	4	3	2	5	4	2	4	1	0	35
Indiana State	3-6	2-3	3-5	11	2	1	3	3	3	3	0	1	32
Chicago State	4-9	1-4	0-0	9	0	0	0	2	1	4	0	0	21
at Duke	1-3	0-1	0-0	2	0	1	1	2	0	2	1	1	10
Charlotte	7-16	4-11	0-0	18	1	1	2	1	3	2	0	3	28
Western Illinois	4-11	2-8	3-5	13	0	1	1	2	2	0	1	1	21
at Kentucky	2-10	0-3	0-0	4	4	0	4	1	0	1	0	0	16
Southern Illinois	4-7	3-4	3-6	14	0	1	1	2	3	1	1	3	30
Western Michigan	6-11	1-5	0-0	13	2	5	7	1	2	0	2	3	32
vs. IUPUI	3-6	2-5	0-0	8	2	0	2	0	3	2	0	0	30
Ball State	3-7	1-4	1-1	8	1	1	2	1	1	1	0	0	13
at Ohio State													DNP
Michigan State													DNP
Purdue	6-6	4-4	0-0	16	0	0	0	1	0	1	2	2	18
at Penn State	5-8	4-7	0-0	14	2	1	3	3	4	2	1	0	22
Iowa	3-6	2-4	0-0	8	0	1	1	4	0	1	1	1	15
at Connecticut													
at Illinois													
Michigan													
Wisconsin													
at Iowa													
Illinois													
at Purdue													
at Michigan													
Minnesota													
at Michigan State													
at Northwestern													
Penn State													

2006-07 HIGHS

Points18	Charlotte, 12/2/06
Rebounds5	vs. Butler, 11/14/06
Assists3 (4x)	last vs. IUPUI, 12/22/06
Blocks2 (2x)	last Purdue, 1/10/07
Steals3 (3x)	last W. Mich., 12/20/06
Minutes35	vs. Butler, 11/14/06

CAREER HIGHS

Points21	vs. Kentucky, 12/10/05
Rebounds10	at Northwestern, 1/5/05
Assists3 (5x)	last vs. IUPUI, 12/22/06
Blocks4	at Purdue, 1/15/05
Steals3 (4x)	last W. Mich., 12/20/06
Minutes40	at Purdue, 1/15/05


RATLIFF'S CAREER STATS

OVERALL

YEAR	GP	GS	MIN	AVG	FG	FGA	PCT	3FG	3FGA	PCT	FT	FTA	PCT	OFF	DEF	TOT	AVG	PF	FO	AST	TO	BLK	STL	PTS	AVG
2004-05	26	14	553	21.3	51	105	.486	24	55	.436	25	36	.694	25	48	73	2.8	37	0	23	26	16	16	151	5.8
2005-06	28	13	472	16.9	32	100	.320	19	60	.317	15	20	.750	24	30	54	1.9	55	3	15	12	14	8	98	3.5
2006-07	15	8	339	22.6	56	120	.467	26	67	.388	12	19	.632	18	15	33	2.2	31	0	24	25	10	16	150	10.0
TOTAL	69	35	1364	19.8	139	325	.428	69	182	.379	52	75	.693	67	93	160	2.3	123	3	62	63	40	40	399	5.8

BIG TEN

YEAR	GP	GS	MIN	AVG	FG	FGA	PCT	3FG	3FGA	PCT	FT	FTA	PCT	OFF	DEF	TOT	AVG	PF	FO	AST	TO	BLK	STL	PTS	AVG
2004-05	16	11	387	24.2	41	78	.526	21	44	.477	17	25	.680	18	36	54	3.4	26	0	15	19	12	12	120	7.5
2005-06	16	6	266	16.6	16	56	.286	10	33	.303	8	11	.727	12	14	26	1.6	28	1	6	4	8	4	50	3.1
2006-07	3	0	55	18.3	14	20	.700	10	15	.667	0	0	.000	2	2	4	1.3	8	0	4	4	4	3	38	12.7
TOTAL	35	17	708	20.2	71	154	.461	41	92	.446	25	36	.694	32	52	84	2.4	62	1	25	27	24	19	208	5.9



21 BEN ALLEN

CENTER • 6-11 • 256 • SOPHOMORE
MELBOURNE, AUSTRALIA • AIS



- returned from illness vs. IUPUI (12/22/06) and scored four points in 11 minutes
- had a career-high two blocked shots vs. Charlotte (12/2/06)
- pulled down six rebounds at No. 10/11 Duke, scoring two points (11/28/06)
- grabbed five rebounds against Butler (11/14/06)
- started and scored four points against Lafayette (11/13/06)
- played in all 31 contests during season, starting twice (vs. Illinois on 1/17/06 and vs. Purdue on 1/21/06)
- is one of only two returning Hoosiers to have played in all 31 contests a season ago
- had a career night at Indiana State (12/6/05) with 21 points on 8-of-10 from the field, including 5-of-6 from 3-point range and seven rebounds
- had an exceptional game off the bench against Eastern Michigan (12/3/05) with 15 points on 6-of-8 shooting and five rebounds in 23 minutes
- finished season ranked third among Big Ten freshmen from 3-point range (.395)
- collected eight points off the bench and two assists at Western Illinois (11/26/05)
- made his first career start against then-No. 7/5 Illinois (1/17/06) and scored six points on a pair of 3-point field goals
- scored first career points on a 3-pointer in the first half against Florida A&M (11/21/05) and finished with eight points on a perfect 3-of-3 from the field
- had four rebounds in just five minutes during his Hoosier debut against Nicholls State (11/18/05).
- born on 12/30/85, Allen is majoring in education

2006-07	FG	3FG	FT	PTS	OFF	DEF	TOT	PF	A	TO	BLK	STL	MIN
vs. Lafayette	2-3	0-0	0-0	4	1	1	2	4	0	1	0	0	21
vs. Butler	0-0	0-0	1-2	1	1	4	5	3	0	2	0	0	14
Indiana State	0-0	0-0	0-0	0	2	2	4	2	0	0	1	0	11
Chicago State	0-1	0-0	0-0	0	1	0	1	2	1	2	0	1	6
at Duke	1-6	0-1	0-0	2	3	3	6	5	2	2	0	0	16
Charlotte	1-3	0-0	0-0	2	3	0	3	3	2	2	2	0	20
Western Illinois	1-3	0-0	0-0	2	1	0	1	3	1	0	0	0	10
at Kentucky													DNP
Southern Illinois													DNP
Western Michigan													DNP
vs. IUPUI	2-3	0-0	0-0	4	0	1	1	2	1	0	0	0	11
Ball State	0-2	0-0	0-1	0	1	0	1	0	0	0	1	0	10
at Ohio State	0-1	0-0	0-0	0	1	0	1	3	2	0	0	0	12
Michigan State	0-0	0-0	0-0	0	0	0	0	0	0	1	0	0	2
Purdue	0-0	0-0	0-0	0	0	1	1	0	0	0	0	0	4
at Penn State	0-0	0-0	0-0	0	0	1	1	0	0	0	0	0	4
Iowa	0-0	0-0	0-0	0	0	0	0	2	0	0	1	0	3
at Connecticut													
at Illinois													
Michigan													
Wisconsin													
at Iowa													
Illinois													
at Purdue													
at Michigan													
Minnesota													
at Michigan State													
at Northwestern													
Penn State													

2006-07 HIGHS

Points 4 (2x) last vs. IUPUI, 12/22/06
 Rebounds 6 at Duke, 11/28/06
 Assists 2 (3x) last at Ohio State 1/2/07
 Blocks 2 Charlotte, 12/2/06
 Steals 1 Chicago State, 11/19/06
 Minutes 21 vs. Lafayette, 11/13/06

CAREER HIGHS

Points 21 at Indiana State, 12/6/05
 Rebounds 7 at Indiana State, 12/6/05
 Assists 2 (4x) last at Ohio State 1/2/07
 Blocks 2 Charlotte, 12/2/06
 Steals 1 (4x) last Chicago St., 11/19/06
 Minutes 27 at Indiana State, 12/6/05

ALLEN'S CAREER STATS

OVERALL

YEAR	GP	GS	MIN	AVG	FG	FGA	PCT	3FG	3FGA	PCT	FT	FTA	PCT	OFF	DEF	TOT	AVG	PF	FO	AST	TO	BLK	STL	PTS	AVG
2005-06	31	2	311	10.0	37	87	.425	17	43	.395	9	17	.529	19	34	53	1.7	37	0	12	23	7	6	100	3.2
2006-07	14	4	144	10.3	7	22	.318	0	1	.000	1	3	.333	14	13	27	1.9	29	1	9	10	5	1	15	1.1
TOTAL	45	6	455	10.1	44	109	.404	17	44	.386	10	20	.500	33	47	80	1.8	66	1	21	33	12	7	115	2.6

BIG TEN

YEAR	GP	GS	MIN	AVG	FG	FGA	PCT	3FG	3FGA	PCT	FT	FTA	PCT	OFF	DEF	TOT	AVG	PF	FO	AST	TO	BLK	STL	PTS	AVG
2005-06	16	2	151	9.4	12	38	.316	6	19	.316	5	9	.556	7	15	22	1.4	22	0	4	13	3	3	35	2.2
2006-07	5	0	25	5.0	0	1	.000	0	0	.000	0	0	.000	1	2	3	0.6	5	0	2	1	1	0	0	0.0
TOTAL	21	2	176	8.4	12	39	.308	6	19	.316	5	9	.556	8	17	25	1.2	27	0	6	14	4	3	35	1.7



22

LANCE STEMLER

FORWARD • 6-8 • 210 • JUNIOR
COLUMBIA, ILL. • SOUTHWESTERN (ILL.) CC



- scored in double figures for the second straight game, tallying 16 with two steals vs. No. 24 Michigan State (1/7/07)
- went 3-of-5 from 3-point range, scoring 11 points in Big Ten debut at Ohio State (1/2/07)
- recorded a career-high 21 points on 7-of-10 shooting, 3-of-6 from beyond the arc, vs. IUPUI (12/22/06). Also pulled in a career-best nine boards, including five on the offensive glass in 33 minutes.
- carded eight rebounds and two steals at Kentucky (12/9/06)
- went 4-for-8 from 3-point range, tallying 14 points vs. Western Illinois (12/6/06)
- returned to the lineup against Charlotte after sitting out a game due to injury and tallied 10 points (12/2/06)
- hit 5-of-7 from beyond the arc en route to 15-point effort against Chicago State (11/19/06)
- scored a game-high 18 points, including five 3-pointers, against Indiana State (11/17/06)
- scored six points and grabbed five rebounds against Butler (11/14/06)
- came off the bench to post 10 points against Lafayette (11/13/06)
- earned National Junior College Athletic Association (NJCAA) first team All-America honors after leading his squad to 34 victories (31 straight) and a sixth-place finish in the NJCAA national tournament
- Stemler was sixth in the nation in scoring at 22.4 points per game and chipped in with eight rebounds and 1.8 steals, while shooting .563 from the floor and .393 from beyond the arc
- Stemler earned NJCAA Region 24 Most Valuable Player and first team honors, and was selected to participate in the NJCAA All-Star game, where he scored 13 points in leading his team to a 109-94 victory
- born on 12/24/84, Stemler is majoring in general studies

2006-07	FG	3FG	FT	PTS	OFF	DEF	TOT	PF	A	TO	BLK	STL	MIN
vs. Lafayette	3-10	2-6	2-2	10	2	2	4	3	1	1	0	0	35
vs. Butler	1-3	0-2	4-5	6	1	4	5	3	1	2	0	1	35
Indiana State	6-11	5-9	1-2	18	0	3	3	2	1	1	1	0	31
Chicago State	5-9	5-7	0-0	15	0	4	4	2	3	2	0	1	33
at Duke	DNP												
Charlotte	4-8	2-4	0-0	10	3	0	3	2	0	1	0	0	12
Western Illinois	5-11	4-8	0-0	14	3	2	5	1	1	0	0	1	20
at Kentucky	0-7	0-6	0-0	0	1	7	8	1	2	3	0	2	37
Southern Illinois	0-4	0-1	3-4	3	2	3	5	3	0	1	1	2	29
Western Michigan	1-4	0-3	0-0	2	1	1	2	2	1	3	0	0	15
vs. IUPUI	7-10	3-6	4-4	21	5	4	9	3	1	1	1	1	33
Ball State	2-3	2-3	0-0	6	0	4	4	6	1	0	1	0	22
at Ohio State	4-6	3-5	0-0	11	0	2	2	4	1	1	0	1	25
Michigan State	6-15	1-8	3-3	16	3	4	7	3	2	0	0	2	31
Purdue	2-6	1-3	0-0	5	1	3	4	2	2	1	1	1	27
at Penn State	0-1	0-1	0-0	0	2	1	3	4	0	0	0	0	12
Iowa	2-6	1-5	2-2	7	3	4	7	4	1	3	0	0	32
at Connecticut													
at Illinois													
Michigan													
Wisconsin													
at Iowa													
Illinois													
at Purdue													
at Michigan													
Minnesota													
at Michigan State													
at Northwestern													
Penn State													

2006-07 HIGHS														CAREER HIGHS													
Points	.21 vs. IUPUI, 12/22/06													Points	.21 vs. IUPUI, 12/22/06												
Rebounds	.9 vs. IUPUI, 12/22/06													Rebounds	.9 vs. IUPUI, 12/22/06												
Assists	.3 Chicago State, 11/19/06													Assists	.3 Chicago State, 11/19/06												
Blocks	.1 (4x) last Purdue, 1/10/07													Blocks	.1 (4x) last Purdue, 1/10/07												
Steals	.2 (3x) last Michigan State, 1/7/07													Steals	.2 (3x) last Michigan State, 1/7/07												
Minutes	.37 at Kentucky, 12/9/06													Minutes	.37 at Kentucky, 12/9/06												


STEMLER'S CAREER STATS

OVERALL

YEAR	GP	GS	MIN	AVG	FG	FGA	PCT	3FG	3FGA	PCT	FT	FTA	PCT	OFF	DEF	TOT	AVG	PF	FO	AST	TO	BLK	STL	PTS	AVG
2006-07	16	13	429	26.8	48	114	.421	29	77	.377	19	22	.864	27	48	75	4.7	45	0	18	20	5	12	144	9.0
TOTAL	16	13	429	26.8	48	114	.421	29	77	.377	19	22	.864	27	48	75	4.7	45	0	18	20	5	12	144	9.0

BIG TEN

YEAR	GP	GS	MIN	AVG	FG	FGA	PCT	3FG	3FGA	PCT	FT	FTA	PCT	OFF	DEF	TOT	AVG	PF	FO	AST	TO	BLK	STL	PTS	AVG
2006-07	5	5	127	25.4	14	34	.412	6	22	.273	5	5	1.000	9	14	23	4.6	17	0	6	5	1	4	39	7.8
TOTAL	5	5	127	25.4	14	34	.412	6	22	.273	5	5	1.000	9	14	23	4.6	17	0	6	5	1	4	39	7.8



30

MIKE WHITE

FORWARD • 6-6 • 232 • JUNIOR
SPRINGHILL, LA. • LEE (TEXAS) COLLEGE



- was a key defensive player off the bench at Penn State, grabbing two rebounds and scoring four points (1/13/07)
- made Big Ten debut against No. 24 Michigan State, tallying four points with four rebounds and a steal (1/7/07)
- set a career high with two blocks and tied his career high with two steals vs. Western Illinois (12/6/06)
- played a career-high 25 minutes at No. 10/11 Duke, scoring four points with a team-high eight rebounds.
- had 10 points in 10 minutes against Lafayette
- during his junior college career, White lost 50 pounds and now boasts a 5.6 body fat percentage
- possesses 7-0 wingspan, 36-.5 inch vertical jump and did 25 reps in the 185-pound bench press
- started all 61 games during his two-year career at Lee College
- earned Region XIV co-MVP and National Junior College Athletic Association (NJCAA) third team All-America recognition after averaging 19.4 points, 7.4 rebounds and 2.0 blocks per contest, while also shooting an impressive .590 from the floor
- as a freshman, White made an immediate impact, averaging 17.4 points and 8.9 rebounds per contest on his way to second team all-conference and all-region accolades.
- born on 7/18/85, White is majoring in general studies

2006-07	FG	3FG	FT	PTS	OFF	DEF	TOT	PF	A	TO	BLK	STL	MIN
vs. Lafayette	4-5	0-0	0-2	10	1	0	1	2	0	2	0	0	10
vs. Butler	0-1	0-0	0-0	0	0	0	0	1	0	2	0	0	2
Indiana State	1-2	0-0	2-2	4	1	1	2	0	0	1	1	0	7
Chicago State	0-0	0-0	0-0	0	1	0	1	2	1	2	0	1	6
at Duke	1-4	0-0	2-7	4	3	5	8	4	0	2	1	1	25
Charlotte	2-2	0-0	1-2	5	2	3	5	0	1	1	0	2	16
Western Illinois	0-2	0-0	1-2	1	0	1	1	0	0	0	2	2	12
at Kentucky	0-2	0-0	1-2	1	1	1	2	1	0	0	0	0	5
Southern Illinois	0-0	0-0	0-0	0	0	0	0	0	0	0	0	0	1
Western Michigan	0-1	0-0	0-0	0	0	1	1	0	0	0	0	0	5
vs. IUPUI	0-0	0-0	0-0	0	0	0	0	0	0	0	0	0	3
Ball State	0-0	0-0	1-2	1	0	1	1	1	0	0	0	0	6
at Ohio State													DNP
Michigan State	1-3	0-0	2-2	4	1	3	4	2	0	0	0	1	12
Purdue	1-2	0-0	0-0	2	0	0	0	2	2	1	0	1	10
at Penn State	2-2	0-0	0-0	4	1	1	2	2	0	1	1	0	14
Iowa	0-0	0-0	0-0	0	0	2	2	0	1	0	0	0	5
at Connecticut													
at Illinois													
Michigan													
Wisconsin													
at Iowa													
Illinois													
at Purdue													
at Michigan													
Minnesota													
at Michigan State													
at Northwestern													
Penn State													

2006-07 HIGHS

Points10 vs. Lafayette, 11/13/06
Rebounds8 at Duke, 11/28/06
Assists2 Purdue, 1/10/07
Blocks2 Western Illinois, 12/6/06
Steals2 (2x) Western Illinois, 12/6/06
Minutes25 at Duke, 11/28/06

CAREER HIGHS

Points10 vs. Lafayette, 11/13/06
Rebounds8 at Duke, 11/28/06
Assists2 Purdue, 1/10/07
Blocks2 Western Illinois, 12/6/06
Steals2 (2x) Western Illinois, 12/6/06
Minutes25 at Duke, 11/28/06


WHITE'S CAREER STATS

OVERALL

YEAR	GP	GS	MIN	AVG	FG	FGA	PCT	3FG	3FGA	PCT	FT	FTA	PCT	OFF	DEF	TOT	AVG	PF	FO	AST	TO	BLK	STL	PTS	AVG
2006-07	16	0	137	8.6	12	26	.462	0	0	.000	12	21	.571	10	20	30	1.9	18	0	4	10	5	7	36	2.3
TOTAL	16	0	137	8.6	12	26	.462	0	0	.000	12	21	.571	10	20	30	1.9	18	0	4	10	5	7	36	2.3

BIG TEN

YEAR	GP	GS	MIN	AVG	FG	FGA	PCT	3FG	3FGA	PCT	FT	FTA	PCT	OFF	DEF	TOT	AVG	PF	FO	AST	TO	BLK	STL	PTS	AVG
2006-07	4	0	41	10.3	4	7	.571	0	0	.000	2	2	1.000	2	6	8	2.0	6	0	3	2	1	2	10	2.5
TOTAL	4	0	41	10.3	4	7	.571	0	0	.000	2	2	1.000	2	6	8	2.0	6	0	3	2	1	2	10	2.5



32 JOEY SHAW

GUARD • 6-6 • 193 • RS FRESHMAN
 GLENDALE, ARIZ. • DEER VALLEY H.S.



- netted a career-best and game-high 19 points against Purdue, also leading the team with three steals (1/10/07)
- scored a career-high 16 points in Big Ten debut at Ohio State, going 4-of-7 from beyond the arc before fouling out (1/2/07)
- was 3-of-3 from the floor and 6-of-8 from the charity stripe, scoring a career-high 14 points against Western Illinois (12/6/06)
- led all Hoosiers off the bench with nine points, going 3-of-3 from the field at No. 10/11 Duke (11/28/06)
- made his first collegiate start against Chicago State (11/19/06) and contributed seven points and six rebounds in 24 minutes
- scored career-high 11 points in 19 minutes against Indiana State (11/17/06)
- recorded six points against Lafayette (11/13/06) in his Hoosier debut
- sat out 2005-06 season as a redshirt
- selected as the Northwest Region Player of the Year
- ranked 19th in the nation among guards according to noted recruiting analyst Bob Gibbons
- named the MVP of the *The Republic* All-Star Classic with a 28-point performance
- considered the top senior shooting guard on the West Coast and one of the premier shooters on the national AAU circuit
- accounted for that billing with 17 points and seven rebounds in 19 minutes of action at the Derby Festival Classic
- averaged 17.8 points, 5.3 rebounds and 2.1 assists, while shooting .530 from the floor his last season at Deer Valley High School
- led Deer Valley to runner-up in the Arizona 5A state championship.
- prior to transferring to Deer Valley his senior season, Shaw averaged 20 points, seven rebounds and six assists as a junior at Chandler High School
- born on 6/11/87, Shaw is majoring in sports marketing management

2006-07	FG	3FG	FT	PTS	OFF	DEF	TOT	PF	A	TO	BLK	STL	MIN
vs. Lafayette	3-8	0-3	0-0	6	2	2	4	2	1	3	1	0	17
vs. Butler	0-1	0-1	0-0	0	0	0	0	2	0	1	0	1	4
Indiana State	2-3	0-0	7-9	11	1	3	4	3	1	1	2	2	19
Chicago State	2-4	0-0	3-4	7	1	5	6	3	2	3	1	0	24
at Duke	3-3	0-0	3-5	9	0	1	1	4	1	1	0	0	24
Charlotte	0-1	0-0	2-3	2	0	1	1	1	2	1	1	0	9
Western Illinois	3-3	2-2	6-8	14	1	1	2	4	1	1	0	0	17
at Kentucky	1-4	0-0	0-0	2	1	1	2	3	1	0	0	1	9
Southern Illinois	1-3	1-1	0-1	3	2	1	3	0	1	3	0	1	17
Western Michigan	0-1	0-0	0-0	0	0	0	0	1	0	1	0	1	5
vs. IUPUI	0-2	0-0	0-0	0	0	1	1	2	0	0	1	0	10
Ball State	2-5	0-1	5-6	9	1	2	3	4	0	0	0	0	9
at Ohio State	6-11	4-7	0-0	16	1	2	3	5	0	1	0	0	23
Michigan State	1-5	0-1	2-2	4	4	0	4	3	1	2	0	0	20
Purdue	5-6	2-2	7-8	19	1	2	3	5	2	0	0	3	18
at Penn State	0-1	0-0	0-0	0	0	0	0	0	0	1	0	0	3
Iowa	0-2	0-1	0-0	0	1	0	1	0	0	1	0	0	11
at Connecticut													
at Illinois													
Michigan													
Wisconsin													
at Iowa													
Illinois													
at Purdue													
at Michigan													
Minnesota													
at Michigan State													
at Northwestern													
Penn State													

2006-07 HIGHS		CAREER HIGHS	
Points19 Purdue, 1/10/07	Points19 Purdue, 1/10/07
Rebounds6 Chicago State, 11/19/06	Rebounds6 Chicago State, 11/19/06
Assists2 (2x) last Purdue, 1/10/07	Assists2 (2x) last Purdue, 1/10/07
Blocks2 Indiana State, 11/17/06	Blocks2 Indiana State, 11/17/06
Steals3 Purdue, 1/10/07	Steals3 Purdue, 1/10/07
Minutes24 (2x) last at Duke, 11/28/06	Minutes24 (2x) last at Duke, 11/28/06


SHAW'S CAREER STATS

OVERALL

YEAR	GP	GS	MIN	AVG	FG	FGA	PCT	3FG	3FGA	PCT	FT	FTA	PCT	OFF	DEF	TOT	AVG	PF	FO	AST	TO	BLK	STL	PTS	AVG
2006-07	17	3	239	14.1	29	63	.460	9	19	.474	35	46	.761	16	22	38	2.2	42	2	11	20	6	9	102	6.0
TOTAL	17	3	239	14.1	29	63	.460	9	19	.474	35	46	.761	16	22	38	2.2	42	2	11	20	6	9	102	6.0

BIG TEN

YEAR	GP	GS	MIN	AVG	FG	FGA	PCT	3FG	3FGA	PCT	FT	FTA	PCT	OFF	DEF	TOT	AVG	PF	FO	AST	TO	BLK	STL	PTS	AVG
2006-07	5	0	75	15.0	12	25	.480	6	11	.545	9	10	.900	7	4	11	2.2	13	2	3	5	0	3	39	7.8
TOTAL	5	0	75	15.0	12	25	.480	6	11	.545	9	10	.900	7	4	11	2.2	13	2	3	5	0	3	39	7.8



33

XAVIER KEELING

FORWARD • 6-6 • 230 • FRESHMAN
HUNTSVILLE, ALA. • J.O. JOHNSON H.S.



- scored a career-high seven points vs. Purdue (1/10/07)
- had a breakout game against Ball State, tallying career highs with four rebounds, two assists, and two blocks in a career-best 16 minutes of action (12/30/06)
- played a career-high 15 minutes, scoring six points and registering a block against Southern Illinois (12/17/06)
- scored two points and pulled down a career-best three rebounds in nine minutes vs. Western Illinois (12/6/06)
- tallied six points in seven minutes against Chicago State (11/19/06)
- saw limited action against Lafayette (11/13/06)
- Keeling averaged 19 points, 14 rebounds, four steals and two assists as a senior at J.O. Johnson High School, earning team MVP, all-city, all-region, super all-metro and honorable mention all-state honors
- J.O. Johnson was among the state's top teams in 5A
- Keeling was an AAU teammate of D.J. White with the Alabama Lasers in 2003
- averaged 17 points and 14 rebounds in basketball
- garnered recruiting interest from several Division I football programs after earning all-district honors as a junior defensive end
- born on 7/28/88, Keeling is enrolled in University Division (Exploratory)

2006-07	FG	3FG	FT	PTS	OFF	DEF	TOT	PF	A	TO	BLK	STL	MIN
vs. Lafayette	0-0	0-0	0-0	0	0	0	0	1	0	0	0	0	1
vs. Butler				DNP									
Indiana State				DNP									
Chicago State	3-4	0-0	0-1	6	1	1	2	1	0	0	0	0	7
at Duke				DNP									
Charlotte				DNP									
Western Illinois	1-2	0-0	0-0	2	0	3	3	2	0	0	0	0	9
at Kentucky				DNP									
Southern Illinois	1-2	0-0	4-6	6	1	0	1	2	0	0	1	1	15
Western Michigan	0-1	0-0	0-0	0	0	0	0	0	0	1	0	1	5
vs. IUPUI	0-0	0-0	0-0	0	0	1	1	0	0	0	0	0	5
Ball State	1-2	0-0	0-1	2	3	1	4	1	2	0	2	1	16
at Ohio State	0-0	0-0	0-0	0	0	1	1	0	0	1	0	0	6
Michigan State	0-0	0-0	1-2	1	0	0	0	0	1	0	0	1	6
Purdue	3-3	0-0	1-2	7	2	0	2	4	1	0	0	0	11
at Penn State	1-3	0-0	0-0	2	2	0	2	5	1	1	0	0	16
Iowa				DNP									
at Connecticut													
at Illinois													
Michigan													
Wisconsin													
at Iowa													
Illinois													
at Purdue													
at Michigan													
Minnesota													
at Michigan State													
at Northwestern													
Penn State													

2006-07 HIGHS

Points7	Purdue, 1/10/07
Rebounds4	Ball State, 12/30/06
Assists2	Ball State, 12/30/06
Blocks2	Ball State, 12/30/06
Steals1 (3x)	last Ball State, 12/30/06
Minutes16	Ball State, 12/30/06

CAREER HIGHS

Points	...6 (2x)	last So. Illinois, 12/17/06
Rebounds4	Ball State, 12/30/06
Assists2	Ball State, 12/30/06
Blocks2	Ball State, 12/30/06
Steals1 (3x)	last Ball State, 12/30/06
Minutes16	Ball State, 12/30/06


KEELING'S CAREER STATS

OVERALL

YEAR	GP	GS	MIN	AVG	FG	FGA	PCT	3FG	3FGA	PCT	FT	FTA	PCT	OFF	DEF	TOT	AVG	PF	FO	AST	TO	BLK	STL	PTS	AVG
2006-07	11	0	97	8.8	10	17	.588	0	0	.000	6	12	.500	9	7	16	1.5	16	1	5	3	3	4	26	2.4
TOTAL	11	0	97	8.8	10	17	.588	0	0	.000	6	12	.500	9	7	16	1.5	16	1	5	3	3	4	26	2.4

BIG TEN

YEAR	GP	GS	MIN	AVG	FG	FGA	PCT	3FG	3FGA	PCT	FT	FTA	PCT	OFF	DEF	TOT	AVG	PF	FO	AST	TO	BLK	STL	PTS	AVG
2006-07	4	0	39	9.8	4	6	.667	0	0	.000	2	4	.500	4	1	5	1.3	9	1	3	2	0	1	10	2.5
TOTAL	4	0	39	9.8	4	6	.667	0	0	.000	2	4	.500	4	1	5	1.3	9	1	3	2	0	1	10	2.5



44

KYLE TABER

**FORWARD • 6-7 • 226 • RS SOPHOMORE
EVANSVILLE, IND. • CENTRAL H.S.**



- played a career-best four minutes, with a block, a steal and a rebound vs. Western Illinois (12/6/06)
- scored two points and grabbed one rebound vs. Chicago State (11/19/06)
- saw limited action against Lafayette (11/13/06)
- played in three contests during the 2005-06 season
- scored on a layup in the 100-63 victory over Florida A&M (11/21/05)
- saw first action of his Hoosier career against Nicholls State (11/18/05)
- scored first career points on a layup off a feed from fellow walk-on Adam Ahlfeld in the final minute against Nicholls State
- had his first career steal against Nicholls State.
- knee injury forced him to redshirt the 2004-05 season
- walk-on forward averaged 13 ppg, 12 rpg (second in the state of Indiana), 3.5 bpg and three assists per game to lead Evansville Central to a 20-5 record and the sectional championship in 2004
- named 2004 Metro Player of the Year
- born on 11/26/85, Taber is majoring in sport marketing management

2006-07	FG	3FG	FT	PTS	OFF	DEF	TOT	PF	A	TO	BLK	STL	MIN
vs. Lafayette	0-0	0-0	0-0	0	0	0	0	0	0	0	0	0	1
vs. Butler				DNP									
Indiana State				DNP									
Chicago State	1-1	0-0	0-0	2	1	0	1	0	0	0	0	0	2
at Duke				DNP									
Charlotte				DNP									
Western Illinois	0-1	0-0	0-0	0	0	1	1	0	0	0	1	1	4
at Kentucky				DNP									
Southern Illinois				DNP									
Western Michigan				DNP									
vs. IUPUI	0-0	0-0	0-0	0-0	0	0	0	0	0	0	0	0	1
Ball State				DNP									
at Ohio State				DNP									
Michigan State				DNP									
Purdue	0-0	0-0	0-0	0	1	0	1	2	0	2	0	0	2
at Penn State				DNP									
Iowa				DNP									
at Connecticut													
at Illinois													
Michigan													
Wisconsin													
at Iowa													
Illinois													
at Purdue													
at Michigan													
Minnesota													
at Michigan State													
at Northwestern													
Penn State													

2006-07 HIGHS

Points 2	Chicago State, 11/19/06
Rebounds	. . 1 (2x)	last W. Illinois, 12/6/06
Assists N/A	
Blocks 1	Western Illinois, 12/6/06
Steals 1	Western Illinois, 12/6/06
Minutes 4	Western Illinois, 12/6/06

CAREER HIGHS

Points 2 (2x)	last FAMU, 11/21/05
Rebounds	. . 1 (2x)	last W. Illinois, 12/6/06
Assists N/A	
Blocks 1	Western Illinois, 12/6/06
Steals 1 (3x)	last W. Illinois, 12/6/06
Minutes	. . . 4	vs. Western Illinois, 12/6/06


TABER'S CAREER STATS

OVERALL

YEAR	GP	GS	MIN	AVG	FG	FGA	PCT	3FG	3FGA	PCT	FT	FTA	PCT	OFF	DEF	TOT	AVG	PF	FO	AST	TO	BLK	STL	PTS	AVG
2005-06	3	0	4	1.3	2	2	1.000	0	0	.000	0	0	.000	0	0	0	0.0	0	0	0	0	2	4	1.3	
2006-07	5	0	9	1.8	1	2	.500	0	0	.000	0	0	.000	2	1	3	0.6	2	0	0	2	1	1	2	0.4
TOTAL	8	0	13	1.6	3	4	.750	0	0	.000	0	0	.000	2	1	3	0.4	2	0	0	2	1	3	6	0.8

BIG TEN

YEAR	GP	GS	MIN	AVG	FG	FGA	PCT	3FG	3FGA	PCT	FT	FTA	PCT	OFF	DEF	TOT	AVG	PF	FO	AST	TO	BLK	STL	PTS	AVG
2006-07	1	0	2	2.0	0	0	.000	0	0	.000	0	0	.000	1	0	1	1.0	2	0	0	2	0	0	0	0.0
TOTAL	1	0	2	2.0	0	0	.000	0	0	.000	0	0	.000	1	0	1	1.0	2	0	0	2	0	0	0	0.0



5 |

EARL CALLOWAY

GUARD • 6-3 • 173 • SENIOR
ATLANTA, GA. • GEORGIA PERIMETER JC



- dished out a team-high eight assists, scoring eight points against Iowa (1/16/07)
- netted 11 points, five assists and five rebounds to go along with only one turnover in a win at Penn State (1/13/07)
- scored in double figures with six assists and three rebounds against No. 24 Michigan State (1/7/07)
- dished out six assists with eight points in a career-high 36 minutes at Ohio State (1/2/07)
- scored at least 20 points for the second straight game with 21 in just 24 minutes vs. IUPUI (12/22/06), 17 of which came in the first half. Finished the night 6-of-7 from the floor and 8-of-10 from the charity stripe.
- led all scorers with 20 points against Western Michigan (12/20/06)
- tallied a season-best three steals at Kentucky (12/9/06)
- posted 13 points against Indiana State (11/17/06)
- Calloway scored a career-high 22 points against Lafayette (11/13/06), and he dished out five of his nine assists during a five-minute stretch in which Indiana went on a 28-6 scoring run
- was one of Indiana's top performers in the off-season conditioning program, recording a 2.97-second 25-yard court sprint and a 36.5-inch vertical jump
- played in 29 contests, starting on 14 occasions during the season
- averaged 5.7 points, 2.3 rebounds and 2.5 assists per contest during the season
- started in each of IU's last 12 contests, averaging 8.7 points, 3.3 rebounds and 3.1 assists during the stretch
- closed season with best career game, coming one rebound shy of the school's second-ever triple-double in the program's history with 13 points, a career-high 10 assists (with no turnovers) and nine rebounds in the NCAA second-round game vs. Gonzaga (3/18/06)
- had another great performance in opening round of NCAA Tournament against San Diego State (3/16/06) with career highs of 18 points on 8-of-9 shooting and six steals in 23 minutes of action
- turned in an impressive floor game against Ohio State (3/11/06) in the Big Ten Tournament semifinal with seven points, eight rebounds and six assists, while only collecting one turnover in 35 minutes
- scored a then-career-high 11 points against Purdue (3/1/06)
- hit a career-high three 3-pointers against Penn State (2/22/06)
- born on 9/30/83, Calloway is majoring in general studies

2006-07	FG	3FG	FT	PTS	OFF	DEF	TOT	PF	A	TO	BLK	STL	MIN
vs. Lafayette	9-11	0-0	4-7	22	1	4	5	3	9	4	0	2	34
vs. Butler	2-3	0-0	0-0	4	0	1	1	4	2	4	0	0	22
Indiana State	6-8	0-1	1-2	13	0	2	2	3	3	5	0	2	28
Chicago State	1-3	0-0	3-4	5	1	2	3	2	1	1	0	1	12
at Duke	3-4	0-0	0-0	6	0	1	1	1	2	2	0	0	15
Charlotte	4-8	2-5	2-2	12	0	5	5	0	3	1	1	1	26
Western Illinois	1-4	0-2	0-0	2	1	2	3	0	7	0	0	2	23
at Kentucky	2-10	0-2	1-2	5	1	2	3	3	3	0	3	3	25
Southern Illinois	1-5	0-1	3-4	5	0	3	3	5	3	0	1	1	29
Western Michigan	5-11	0-3	10-11	20	0	3	3	2	3	4	1	4	35
vs. IUPUI	6-7	1-2	8-10	21	0	3	3	2	2	2	1	0	24
Ball State	3-8	2-3	0-0	8	0	3	3	1	4	3	0	2	24
at Ohio State	2-5	0-1	4-4	8	1	2	3	3	6	3	1	0	36
Michigan State	5-11	0-1	1-2	11	1	2	3	2	6	0	0	3	34
Purdue	4-9	1-3	4-4	13	0	2	2	2	5	2	0	1	28
at Penn State	2-5	1-3	6-7	11	0	5	5	2	5	1	0	0	27
Iowa	2-8	0-0	4-6	8	1	0	1	1	8	4	0	3	31
at Connecticut													
at Illinois													
Michigan													
Wisconsin													
at Iowa													
Illinois													
at Purdue													
at Michigan													
Minnesota													
at Michigan State													
at Northwestern													
Penn State													

2006-07 HIGHS	CAREER HIGHS
Points22 vs. Lafayette, 11/13/06	Points22 vs. Lafayette, 11/13/06
Rebounds .5 (3x) last at Penn St., 1/13/07	Rebounds9 vs. Gonzaga, 3/18/06
Assists9 vs. Lafayette, 11/13/06	Assists10 vs. Gonzaga, 3/18/06
Blocks1 (4x) last IUPUI, 12/22/06	Blocks1 (5x) last vs. IUPUI, 12/22/06
Steals4 W. Michigan, 12/20/06	Steals6 vs. San Diego State, 3/16/06
Minutes36 at Ohio State, 1/2/07	Minutes36 at Ohio State, 1/2/07

CALLOWAY'S CAREER STATS

OVERALL

YEAR	GP	GS	MIN	AVG	FG	FGA	PCT	3FG	3FGA	PCT	FT	FTA	PCT	OFF	DEF	TOT	AVG	PF	FO	AST	TO	BLK	STL	PTS	AVG
2005-06	29	14	561	19.3	56	123	.455	13	35	.371	39	52	.750	16	52	68	2.3	53	1	73	42	1	35	164	5.7
2006-07	17	14	453	26.6	58	120	.483	7	27	.259	51	65	.785	7	42	49	2.9	36	1	72	39	5	25	174	10.2
TOTAL	46	28	1014	22.0	114	243	.469	20	62	.323	90	117	.769	23	94	117	2.5	89	2	145	81	6	60	338	7.3

BIG TEN

YEAR	GP	GS	MIN	AVG	FG	FGA	PCT	3FG	3FGA	PCT	FT	FTA	PCT	OFF	DEF	TOT	AVG	PF	FO	AST	TO	BLK	STL	PTS	AVG
2005-06	15	10	281	18.7	20	57	.351	9	25	.360	26	34	.765	6	16	22	1.5	27	1	27	20	0	18	75	5.0
2006-07	5	5	156	31.2	15	38	.395	2	8	.250	19	23	.826	3	11	14	2.8	10	0	30	10	1	7	51	10.2
TOTAL	20	15	437	21.9	35	95	.368	11	33	.333	45	57	.789	9	27	36	1.8	37	1	57	30	1	25	126	6.3

INDIANA 91, LAFAYETTE 66
NOV. 13, 2006

Lafayette		tot-fg		3-pt		rebounds												
#	Player	fg	fga	fg	fga	ft	fta	of	de	tot	pf	tp	a	to	blk	s	min	
13	SCHMIDT, Everest, f	1	1	0	0	5	7	2	1	3	4	7	1	2	0	0	13	
14	BROWN, Andrew, g	3	6	1	4	1	1	1	1	2	3	8	3	4	0	1	21	
21	ABDULLAH, Bilal, g	3	7	1	2	4	6	1	2	3	3	11	2	8	0	0	27	
24	HILLIARD, Jamaal, g	4	7	2	3	1	1	0	2	2	1	11	0	0	0	2	35	
32	BETLEY, Matt, f	1	1	0	0	6	6	0	0	0	5	8	2	7	0	0	17	
4	GRUNER, Michael	0	0	0	0	0	0	0	0	0	0	0	0	0	0	1	2	
12	CUMMINS, Paul	1	2	1	2	0	0	1	0	1	1	3	0	0	0	0	11	
20	HARLEY, Marcus	3	8	1	4	2	4	0	0	0	1	9	2	2	0	1	22	
23	KENNY, Kerry	0	0	0	0	0	0	0	0	0	0	0	0	0	0	0	3	
30	ANDERSSON, Jesper	0	0	0	0	0	0	0	0	0	0	0	0	0	0	0	2	
34	HINES, Andre	3	8	0	0	1	2	1	2	3	1	7	1	3	1	0	25	
40	DETMER, Ted	0	1	0	0	2	2	1	0	1	4	2	2	0	1	0	20	
54	KOLTUN, Marek	0	1	0	0	0	0	0	0	1	0	0	0	0	0	0	2	
TEAM								1		5		6						
Totals		19	42	6	15	22	29	8	13	21	24	66	13	26	2	5	200	

TOTAL FG% 1st Half: 11-22 50.0% 2nd Half: 8-20 40.0% Game: 45.2%
 3-Pt. FG% 1st Half: 3-6 50.0% 2nd Half: 3-9 33.3% Game: 40.0%
 F Throw % 1st Half: 12-15 80.0% 2nd Half: 10-14 71.4% Game: 75.9%

Indiana		tot-fg		3-pt		rebounds												
#	Player	fg	fga	fg	fga	ft	fta	of	de	tot	pf	tp	a	to	blk	s	min	
3	White, D.J., f	2	3	0	0	0	2	1	2	3	4	4	0	2	0	0	8	
10	Wilmont, Roderick, g	9	14	6	11	0	0	2	1	3	3	24	0	1	0	5	27	
20	Ratliff, A.J., g	4	6	0	2	0	0	1	0	1	4	8	0	1	0	1	16	
21	Allen, Ben, c	2	3	0	0	0	0	1	1	2	4	4	0	1	0	0	21	
51	Calloway, Earl, g	9	11	0	0	4	7	1	4	5	3	22	9	4	0	2	34	
1	Bassett, Armon	0	3	0	2	0	0	1	1	1	1	0	3	2	0	0	17	
11	Suhr, Errek	1	2	1	1	0	0	2	3	5	1	3	0	1	0	0	13	
22	Stemler, Lance	3	10	2	6	2	2	2	2	4	3	10	1	1	0	0	35	
30	White, Mike	4	5	0	0	2	2	1	0	1	2	10	0	2	0	0	10	
32	Shaw, Joey	3	8	0	3	0	0	2	2	4	2	6	1	3	1	0	17	
33	Keeling, Xavier	0	0	0	0	0	0	0	0	0	0	0	0	0	0	0	1	
44	Taber, Kyle	0	0	0	0	0	0	0	0	0	0	0	0	0	0	0	1	
TEAM								2		2								
Totals		37	65	9	25	8	13	15	16	31	28	91	14	18	1	8	200	

TOTAL FG% 1st Half: 17-27 63.0% 2nd Half: 20-38 52.6% Game: 56.9%
 3-Pt. FG% 1st Half: 4-12 33.3% 2nd Half: 5-13 38.5% Game: 36.0%
 F Throw % 1st Half: 4-6 66.7% 2nd Half: 4-7 57.1% Game: 61.5%

Officials: Curtis Shaw, Ed Corbett and Lamont Simpson
 Technical fouls: Lafayette College-ABDULLAH, Bilal. Indiana-Shaw, Joey.
 Attendance: 8037

Score by Periods	1st	2nd	Total
Lafayette College	37	29	66
Indiana	42	49	91

BUTLER 60, INDIANA 55
NOV. 14, 2006

Butler		tot-fg		3-pt		rebounds												
#	Player	fg	fga	fg	fga	ft	fta	of	de	tot	pf	tp	a	to	blk	s	min	
1	BETKO, Julian, f	2	4	1	2	0	0	0	0	4	4	5	0	3	0	0	19	
4	GRAVES, A.J., g	4	18	2	10	10	10	0	1	1	4	0	20	2	0	4	40	
10	GREEN, Mike, g	4	8	1	1	8	10	3	1	4	4	0	17	2	0	1	30	
24	LIGON, Brian, c	0	0	0	0	2	4	1	0	1	0	3	2	0	0	2	22	
33	CRONE, Brandon, f	3	10	2	7	0	0	0	1	1	2	8	3	3	0	1	27	
21	VEASLEY, Willie	1	1	0	0	0	0	1	0	1	2	2	1	0	0	0	15	
23	NELLEMS, Marcus	1	1	1	1	0	0	2	2	4	2	3	0	0	0	0	14	
32	STREICHER, Drew	1	3	0	1	1	2	1	4	5	2	3	0	0	3	1	28	
34	CAMPBELL, Pete	0	3	0	2	0	0	0	1	1	0	0	0	1	0	0	5	
TEAM								1		1								
Totals		16	48	7	24	21	26	8	15	23	19	60	7	11	5	8	200	

TOTAL FG% 1st Half: 6-25 24.0% 2nd Half: 10-23 43.5% Game: 33.3%
 3-Pt. FG% 1st Half: 2-12 16.7% 2nd Half: 5-12 41.7% Game: 29.2%
 F Throw % 1st Half: 9-12 75.0% 2nd Half: 12-14 85.7% Game: 80.8%

Indiana		tot-fg		3-pt		rebounds												
#	Player	fg	fga	fg	fga	ft	fta	of	de	tot	pf	tp	a	to	blk	s	min	
3	White, D.J., f	9	14	0	0	4	4	3	4	7	4	22	0	1	1	1	29	
10	Wilmont, Roderick, g	5	11	3	6	1	2	1	6	7	2	14	2	2	1	1	38	
20	Ratliff, A.J., g	1	8	0	2	2	2	3	2	5	4	4	2	4	1	0	35	
22	Stemler, Lance, f	1	3	0	2	4	5	1	4	5	3	6	1	2	0	1	35	
51	Calloway, Earl, g	2	3	0	0	0	0	0	1	1	4	4	2	4	0	0	22	
1	Bassett, Armon	2	8	0	3	0	0	2	2	4	2	4	1	1	0	0	16	
11	Suhr, Errek	0	0	0	0	0	0	0	0	0	0	0	0	0	0	0	5	
21	Allen, Ben	0	0	0	0	1	2	1	4	5	3	1	0	2	0	0	14	
30	White, Mike	0	1	0	0	0	0	0	0	0	1	0	0	2	0	0	2	
32	Shaw, Joey	0	1	0	1	0	0	0	0	0	2	0	0	1	0	1	4	
TEAM								2		2								
Totals		20	49	3	14	12	15	13	25	38	25	55	8	20	3	4	200	

TOTAL FG% 1st Half: 8-18 44.4% 2nd Half: 12-31 38.7% Game: 40.8%
 3-Pt. FG% 1st Half: 2-7 28.6% 2nd Half: 1-7 14.3% Game: 21.4%
 F Throw % 1st Half: 8-11 72.7% 2nd Half: 4-4 100% Game: 80.0%

Officials: Pat Driscoll, Mike Stephens and Bert Smith
 Technical fouls: Butler-TEAM. Indiana-None.
 Attendance: 9594

Score by Periods	1st	2nd	Total
Butler	23	37	60
Indiana	26	29	55

Round 2 of the 2006 Dick's Sporting Goods NIT Season Tip-Off

INDIANA 73, INDIANA STATE 66
NOV. 17, 2006

Indiana State		tot-fg		3-pt		rebounds												
#	Player	fg	fga	fg	fga	ft	fta	of	de	tot	pf	tp	a	to	blk	s	min	
35	Wurtz, Trent, f	3	6	0	2	1	3	4	1	5	5	7	0	4	0	1	16	
44	Tunnell, Jay, f	6	10	1	4	3	4	1	1	2	3	16	0	2	0	0	24	
01	Moore, Gabriel, g	4	10	0	0	0	0	2	2	3	8	7	4	0	4	3	37	
05	Holmstrom, Cole, g	3	13	3	8	0	0	0	2	2	4	9	0	0	0	1	32	
23	Marshall, Harry, g	0	1	0	0	0	0	2	2	1	0	0	0	0	0	0	12	
00	Leitnaker, Brant	0	1	0	0	0	0	1	1	0	0	0	0	0	0	1	3	
03	Arnold, Adam	4	11	1	2	2	3	5	8	1	11	0	0	0	0	1	27	
20	Trudeau, Russell	3	3	1	1	3	0	2	2	2	8	0	1	0	0	0	14	
25	Stinson, Marico	0	0	0	0	0	0	0	0	0	1	0	0	0	0	0	1	
34	McCoy, Todd	2	2	0	0	0	0	1	1	2	4	1	5	0	0	0	12	
43	Wells, Norman	1	3	0	1	1	1	0	1	1	5	3	0	1	0	1	11	
50	Yelovich, Mick	0	4	0	1	0	0	1	0	1	0	0	0	0	0	1	10	
TEAM								5		3		8						
Totals		26	64	6	19	8	13	16	19	35	27	66	8	17	1	9	200	

TOTAL FG% 1st Half: 8-32 25.0% 2nd Half: 18-32 56.3% Game: 40.6%
 3-Pt. FG% 1st Half: 3-11 27.3% 2nd Half: 3-8 37.5% Game: 31.6%
 F Throw % 1st Half: 4-6 66.7% 2nd Half: 4-7 57.1% Game: 61.5%

Indiana		tot-fg		3-pt		rebounds												
#	Player	fg	fga	fg	fga	ft	fta	of	de	tot	pf	tp	a	to	blk	s	min	
03	White, D.J., f	4	12	0	0	4	8	2	7	9	2	12	2	3	5	1	32	
22	Stemler, Lance, f	6	11	5	9	1	2</											

NO. 10/11 DUKE 54, INDIANA 51
NOV. 28, 2006

Table with columns: Indiana, tot-fg, 3-pt, rebounds, fg, fga, fg, fga, ft, fta, of, de, tot, pf, tp, a, to, blk, s, min. Lists player stats for Indiana.

TOTAL FG% 1st Half: 9-28 32.1% 2nd Half: 11-24 45.8% Game: 38.5%
3-Pt. FG% 1st Half: 1-3 33.3% 2nd Half: 3-6 50.0% Game: 44.4%
F Throw % 1st Half: 2-5 40.0% 2nd Half: 5-10 50.0% Game: 46.7%

Table with columns: Duke, tot-fg, 3-pt, rebounds, fg, fga, fg, fga, ft, fta, of, de, tot, pf, tp, a, to, blk, s, min. Lists player stats for Duke.

TOTAL FG% 1st Half: 10-26 38.5% 2nd Half: 4-18 22.2% Game: 31.8%
3-Pt. FG% 1st Half: 3-9 33.3% 2nd Half: 3-9 33.3% Game: 33.3%
F Throw % 1st Half: 10-13 76.9% 2nd Half: 10-16 62.5% Game: 69.0%

Officials: John Cahill, Gary Maxwell, Curtis Shaw
Technical fouls: Indiana-None. Duke-None.
Attendance: 9314

Score by Periods 1st 2nd Total
Indiana 21 30 51
Duke 33 21 54

INDIANA 74, CHARLOTTE 57
DEC. 2, 2006

Table with columns: Charlotte, tot-fg, 3-pt, rebounds, fg, fga, fg, fga, ft, fta, of, de, tot, pf, tp, a, to, blk, s, min. Lists player stats for Charlotte.

TOTAL FG% 1st Half: 10-27 37.0% 2nd Half: 11-34 32.4% Game: 34.4%
3-Pt. FG% 1st Half: 2-9 22.2% 2nd Half: 5-16 31.3% Game: 28.0%
F Throw % 1st Half: 3-8 37.5% 2nd Half: 5-9 55.6% Game: 47.1%

Table with columns: Indiana, tot-fg, 3-pt, rebounds, fg, fga, fg, fga, ft, fta, of, de, tot, pf, tp, a, to, blk, s, min. Lists player stats for Indiana.

TOTAL FG% 1st Half: 13-33 39.4% 2nd Half: 13-26 50.0% Game: 44.1%
3-Pt. FG% 1st Half: 6-18 33.3% 2nd Half: 4-11 36.4% Game: 34.5%
F Throw % 1st Half: 4-6 66.7% 2nd Half: 8-10 80.0% Game: 75.0%

Officials: Mike Sanzere, Glenn Mayborg, Lamar Simpson
Technical fouls: Charlotte-None. Indiana-None.
Attendance: 17167

Score by Periods 1st 2nd Total
Charlotte 25 32 57
Indiana 36 38 74

INDIANA 92, WESTERN ILLINOIS 40
DEC. 6, 2006

Table with columns: Western Illinois, tot-fg, 3-pt, rebounds, fg, fga, fg, fga, ft, fta, of, de, tot, pf, tp, a, to, blk, s, min. Lists player stats for Western Illinois.

TOTAL FG% 1st Half: 9-25 36.0% 2nd Half: 4-20 20.0% Game: 28.9%
3-Pt. FG% 1st Half: 2-6 33.3% 2nd Half: 0-4 0.0% Game: 20.0%
F Throw % 1st Half: 1-4 25.0% 2nd Half: 11-17 64.7% Game: 57.1%

Table with columns: Indiana, tot-fg, 3-pt, rebounds, fg, fga, fg, fga, ft, fta, of, de, tot, pf, tp, a, to, blk, s, min. Lists player stats for Indiana.

TOTAL FG% 1st Half: 15-32 46.9% 2nd Half: 17-34 50.0% Game: 48.5%
3-Pt. FG% 1st Half: 6-15 40.0% 2nd Half: 7-16 43.8% Game: 41.9%
F Throw % 1st Half: 5-9 55.6% 2nd Half: 10-16 62.5% Game: 60.0%

Officials: Steve Skiles, Terry Wymer, Lamont Simpson
Technical fouls: Western Illinois-None. Indiana-None.
Attendance: 16906

Score by Periods 1st 2nd Total
Western Illinois 21 19 40
Indiana 41 51 92

KENTUCKY 59, INDIANA 54
DEC. 9, 2006

Table with columns: Indiana, tot-fg, 3-pt, rebounds, fg, fga, fg, fga, ft, fta, of, de, tot, pf, tp, a, to, blk, s, min. Lists player stats for Indiana.

TOTAL FG% 1st Half: 11-34 32.4% 2nd Half: 11-38 28.9% Game: 30.6%
3-Pt. FG% 1st Half: 1-10 10.0% 2nd Half: 3-15 20.0% Game: 16.0%
F Throw % 1st Half: 3-5 60.0% 2nd Half: 3-4 75.0% Game: 66.7%

Table with columns: Kentucky, tot-fg, 3-pt, rebounds, fg, fga, fg, fga, ft, fta, of, de, tot, pf, tp, a, to, blk, s, min. Lists player stats for Kentucky.

TOTAL FG% 1st Half: 11-24 45.8% 2nd Half: 11-25 44.0% Game: 44.9%
3-Pt. FG% 1st Half: 1-7 14.3% 2nd Half: 0-4 0.0% Game: 9.1%
F Throw % 1st Half: 5-10 50.0% 2nd Half: 9-10 90.0% Game: 70.0%

Officials: Mike Stuart, Bert Smith, Tom Eades
Technical fouls: Indiana-None. Kentucky-None.
Attendance: 24253

Score by Periods 1st 2nd Total
Indiana 26 28 54
Kentucky 28 31 59

INDIANA 57, SOUTHERN ILLINOIS 47
DEC. 18, 2006

Table with columns: Player, tot-fg, 3-pt, rebounds, etc. for Southern Illinois players and team totals.

TOTAL FG% 1st Half: 9-18 50.0% 2nd Half: 6-15 40.0% Game: 45.5%
3-Pt. FG% 1st Half: 1-6 16.7% 2nd Half: 2-4 50.0% Game: 30.0%
F Throw % 1st Half: 4-4 100% 2nd Half: 10-14 71.4% Game: 77.8%

Table with columns: Player, tot-fg, 3-pt, rebounds, etc. for Indiana players and team totals.

TOTAL FG% 1st Half: 6-20 30.0% 2nd Half: 10-22 45.5% Game: 38.1%
3-Pt. FG% 1st Half: 3-7 42.9% 2nd Half: 3-5 60.0% Game: 50.0%
F Throw % 1st Half: 7-11 63.6% 2nd Half: 12-20 60.0% Game: 61.3%

Officials: Ted Hillary, Steve Welmer, Eugene Crawford
Technical fouls: Southern Illinois-None. Indiana-None.
Attendance: 13029

Score by Periods table with columns: 1st, 2nd, Total for Southern Illinois and Indiana.

INDIANA 77, WESTERN MICHIGAN 69
DEC. 20, 2006

Table with columns: Player, tot-fg, 3-pt, rebounds, etc. for Western Michigan players and team totals.

TOTAL FG% 1st Half: 12-30 40.0% 2nd Half: 12-31 38.7% Game: 39.3%
3-Pt. FG% 1st Half: 4-10 40.0% 2nd Half: 4-13 30.8% Game: 34.8%
F Throw % 1st Half: 2-3 66.7% 2nd Half: 11-15 73.3% Game: 72.2%

Table with columns: Player, tot-fg, 3-pt, rebounds, etc. for Indiana players and team totals.

TOTAL FG% 1st Half: 10-30 33.3% 2nd Half: 18-31 58.1% Game: 45.9%
3-Pt. FG% 1st Half: 2-13 15.4% 2nd Half: 4-10 40.0% Game: 26.1%
F Throw % 1st Half: 5-6 83.3% 2nd Half: 10-15 66.7% Game: 71.4%

Officials: Reggie Greenwood, Steve Olson, Terry Wymer
Technical fouls: Western Michigan-None. Indiana-None.
Attendance: 12038

Score by Periods table with columns: 1st, 2nd, Total for Western Michigan and Indiana.

INDIANA 86, IUPUI 57
DEC. 22, 2006

Table with columns: Player, tot-fg, 3-pt, rebounds, etc. for IUPUI players and team totals.

TOTAL FG% 1st Half: 8-28 28.6% 2nd Half: 10-28 35.7% Game: 32.1%
3-Pt. FG% 1st Half: 4-9 44.4% 2nd Half: 2-8 25.0% Game: 35.3%
F Throw % 1st Half: 8-9 88.9% 2nd Half: 7-8 87.5% Game: 88.2%

Table with columns: Player, tot-fg, 3-pt, rebounds, etc. for Indiana players and team totals.

TOTAL FG% 1st Half: 17-29 58.6% 2nd Half: 12-27 44.4% Game: 51.8%
3-Pt. FG% 1st Half: 6-11 54.5% 2nd Half: 4-12 33.3% Game: 43.5%
F Throw % 1st Half: 8-10 80.0% 2nd Half: 10-12 83.3% Game: 81.8%

Officials: Ed Corbett, Randy Drury, Zelton Sneed
Technical fouls: IUPUI-None. Indiana-None.
Attendance: 8172

Score by Periods table with columns: 1st, 2nd, Total for IUPUI and Indiana.

INDIANA 71, BALL STATE 57
DEC. 30, 2006

Table with columns: Player, tot-fg, 3-pt, rebounds, etc. for Ball State players and team totals.

TOTAL FG% 1st Half: 9-29 31.0% 2nd Half: 13-28 46.4% Game: 38.6%
3-Pt. FG% 1st Half: 1-4 25.0% 2nd Half: 2-3 66.7% Game: 42.9%
F Throw % 1st Half: 3-5 60.0% 2nd Half: 7-14 50.0% Game: 52.6%

Table with columns: Player, tot-fg, 3-pt, rebounds, etc. for Indiana players and team totals.

TOTAL FG% 1st Half: 14-31 45.2% 2nd Half: 11-27 40.7% Game: 43.1%
3-Pt. FG% 1st Half: 5-14 35.7% 2nd Half: 2-6 33.3% Game: 35.0%
F Throw % 1st Half: 1-1 100% 2nd Half: 13-19 68.4% Game: 70.0%

Officials: Sid Rodeheffer, Tom Clark, Lamont Simpson
Technical fouls: Ball State-None. Indiana-None.
Attendance: 15553

Score by Periods table with columns: 1st, 2nd, Total for Ball State and Indiana.

**NO. 6/6 OHIO STATE 74, INDIANA 67
JAN. 2, 2007**

Indiana		tot-fg		3-pt		rebounds										min	
##	Player	fg	fga	fg	fga	ft	fta	of	de	tot	pf	tp	a	to	blk	s	min
03	White, D.J.	f	3	14	0	5	5	2	6	8	4	11	2	2	1	1	36
22	Stemler, Lance	f	4	6	3	5	0	0	2	2	4	11	1	1	0	1	25
51	Calloway, Earl	c	2	5	0	1	4	1	2	3	3	8	6	3	1	0	36
01	Bassett, Armon	g	4	8	3	4	2	2	0	4	4	3	13	2	0	0	38
10	Wilmont, Roderick	g	3	6	2	5	0	0	0	0	3	8	0	0	0	1	24
21	Allen, Ben	g	0	1	0	0	0	1	0	1	3	0	2	0	0	0	12
32	Shaw, Joey	g	6	11	4	7	0	0	1	2	3	5	16	0	1	0	23
33	Keeling, Xavier	g	0	0	0	0	0	0	1	1	0	0	0	1	0	0	6
	TEAM							1	2	3							
	Totals		22	51	12	22	11	11	6	19	25	25	67	13	10	2	300
TOTAL FG%		1st Half: 11-24 45.8%					2nd Half: 11-27 40.7%					Game: 43.1%					
3-Pt. FG%		1st Half: 5-11 45.5%					2nd Half: 7-11 63.6%					Game: 54.5%					
F Throw %		1st Half: 2-2 100%					2nd Half: 9-9 100%					Game: 100%					

Ohio State		tot-fg		3-pt		rebounds										min		
##	Player	fg	fga	fg	fga	ft	fta	of	de	tot	pf	tp	a	to	blk	s	min	
03	Harris, Ivan	f	1	3	0	1	1	1	2	3	2	3	0	1	0	0	13	
20	Oden, Greg	c	6	11	0	0	9	10	3	2	5	4	21	0	4	0	30	
01	Conley Jr., Mike	g	4	8	0	2	1	4	0	3	3	1	9	10	0	0	31	
12	Lewis, Ron	g	2	5	1	4	5	8	0	1	1	2	10	1	0	0	30	
14	Butler, Jamar	g	1	5	1	4	2	2	1	3	4	0	5	2	0	0	32	
23	Lighty, David	g	0	2	0	1	0	2	1	1	2	1	0	0	0	0	12	
31	Cook, Daquan	g	4	6	2	3	2	4	0	3	3	4	12	2	0	0	27	
42	Terwilliger, Matt	g	0	0	0	0	0	0	0	0	0	0	0	0	0	0	2	
45	Hunter, Othello	g	5	6	0	0	4	4	3	3	6	2	14	1	2	3	0	23
	TEAM							2	2	4								
	Totals		23	46	4	15	24	35	11	20	31	16	74	16	8	7	400	
TOTAL FG%		1st Half: 12-26 46.2%					2nd Half: 11-20 55.0%					Game: 50.0%						
3-Pt. FG%		1st Half: 2-7 28.6%					2nd Half: 2-8 25.0%					Game: 26.7%						
F Throw %		1st Half: 9-11 81.8%					2nd Half: 15-24 62.5%					Game: 68.6%						

Officials: Jim Burr, Steve Welmer and Tim Higgins
Technical fouls: Indiana-None. Ohio State-None.
Attendance: 18813

Score by Periods	1st	2nd	Total
Indiana	29	38	67
Ohio State	35	39	74

**INDIANA 73, NO. 24 MICHIGAN STATE 51
JAN. 7, 2007**

Michigan State		tot-fg		3-pt		rebounds										min		
##	Player	fg	fga	fg	fga	ft	fta	of	de	tot	pf	tp	a	to	blk	s	min	
14	Suton, Goran	f	2	4	0	2	0	0	0	2	2	3	4	3	3	2	0	27
00	Ibok, Idong	c	3	3	0	0	1	2	1	5	6	5	7	0	3	3	0	17
05	Walton, Travis	g	2	4	0	0	8	0	4	4	3	12	2	3	0	2	30	
11	Neitzel, Drew	g	4	10	1	4	1	2	0	4	0	1	10	3	1	0	0	35
22	Dahlman, Isaiah	g	2	5	0	1	0	0	1	0	1	0	4	0	3	0	18	
02	Morgan, Raymar	g	1	3	0	0	1	2	0	2	2	1	3	0	1	2	0	19
15	Ducree, DeMarcus	g	0	1	0	0	0	1	1	2	0	0	0	0	0	0	2	
23	Joseph, Maurice	g	1	3	0	0	1	3	3	0	0	0	1	5	0	0	16	
34	Naymick, Drew	g	0	0	0	0	0	0	0	0	1	1	0	0	1	1	0	11
41	Gray, Marquise	g	3	3	0	0	0	4	1	4	5	4	6	2	2	0	0	22
43	Hannon, Jacob	g	0	1	0	0	0	2	0	0	0	0	0	0	0	0	1	3
	TEAM							1	2	3								
	Totals		18	37	1	8	14	23	5	21	26	19	51	10	20	8	4	200
TOTAL FG%		1st Half: 11-18 61.1%					2nd Half: 7-19 36.8%					Game: 48.6%						
3-Pt. FG%		1st Half: 0-4 0.0%					2nd Half: 1-4 25.0%					Game: 12.5%						
F Throw %		1st Half: 5-6 83.3%					2nd Half: 9-17 52.9%					Game: 60.9%						

Indiana		tot-fg		3-pt		rebounds										min	
##	Player	fg	fga	fg	fga	ft	fta	of	de	tot	pf	tp	a	to	blk	s	min
03	White, D.J.	f	8	12	0	0	5	6	0	3	3	3	21	0	1	1	27
22	Stemler, Lance	f	6	15	1	8	3	3	3	4	7	3	16	2	0	0	21
01	Bassett, Armon	g	2	7	1	3	0	0	0	1	1	2	5	2	2	0	29
10	Wilmont, Roderick	g	3	6	0	3	2	2	1	4	5	2	8	0	1	1	26
51	Calloway, Earl	g	5	11	0	1	2	1	2	3	2	11	6	0	0	3	34
11	Suhr, Errek	g	1	1	1	1	0	0	1	0	1	3	1	1	0	0	13
21	Allen, Ben	g	0	0	0	0	0	0	0	0	0	0	0	0	1	0	2
30	White, Mike	g	1	3	0	0	2	2	1	3	4	2	4	0	0	0	12
32	Shaw, Joey	g	1	5	0	1	2	2	4	0	4	3	4	1	2	0	20
33	Keeling, Xavier	g	0	0	0	0	1	2	0	0	0	1	1	0	0	1	6
	TEAM							1	2	3							
	Totals		27	60	3	17	16	19	12	18	30	18	73	13	8	2	220
TOTAL FG%		1st Half: 15-29 51.7%					2nd Half: 12-31 38.7%					Game: 45.0%					
3-Pt. FG%		1st Half: 2-11 18.2%					2nd Half: 1-6 16.7%					Game: 17.6%					
F Throw %		1st Half: 6-7 85.7%					2nd Half: 10-12 83.3%					Game: 84.2%					

Officials: Steve Welmer, Tom O'Neill, John Higgins
Technical fouls: Michigan State-Gray, Marquise. Indiana-None.
Attendance: 17274

Score by Periods	1st	2nd	Total
Michigan State	27	24	51
Indiana	38	35	73

**INDIANA 85, PURDUE 58
JAN. 10, 2007**

Purdue		tot-fg		3-pt		rebounds										min		
##	Player	fg	fga	fg	fga	ft	fta	of	de	tot	pf	tp	a	to	blk	s	min	
01	Watt, Gordon	f	3	6	0	0	2	3	2	1	3	4	8	1	3	1	27	
14	Landry, Carl	f	4	6	0	0	5	6	4	1	5	1	13	2	4	0	32	
02	Teague, David	g	4	11	1	3	2	2	4	6	2	11	2	2	0	1	32	
03	Kramer, Chris	g	2	7	1	1	7	8	0	3	3	2	12	0	1	0	28	
05	Grant, Keaton	g	2	4	0	0	2	3	0	0	4	6	0	3	0	0	19	
04	Lutz, Chris	g	0	2	0	2	0	0	0	0	0	1	0	0	1	0	19	
11	Riddell, Bobby	g	0	1	0	1	0	0	0	0	1	0	0	0	0	0	5	
12	Crump, Tarrance	g	1	5	0	1	0	0	1	3	4	3	2	1	2	0	18	
20	Green, Marcus	g	2	3	0	1	0	3	0	1	1	1	4	0	1	0	12	
30	Uchendu, Johnathan	g	1	1	0	0	0	0	0	0	1	2	0	0	0	0	8	
	TEAM							4	1	5								
	Totals		19	46	2	9	18	25	13	14	27	21	58	6	18	1	6	200
TOTAL FG%		1st Half: 7-25 28.0%					2nd Half: 12-21 57.1%					Game: 41.3%						
3-Pt. FG%		1st Half: 1-6 16.7%					2nd Half: 1-3 33.3%					Game: 22.2%						
F Throw %		1st Half: 7-8 87.5%					2nd Half: 11-17 64.7%					Game: 72.0%						
												DEADBALL REBOUNDS 1						

Indiana		tot-fg		3-pt		rebounds										min	
##	Player	fg	fga	fg	fga	ft	fta	of	de	tot	pf	tp	a	to	blk	s	min
03	White, D.J.	f	4	6	0	0	0	1	2	3	3	8	3	1	5	1	26
22	Stemler, Lance	f	2	6	1	3	0	0	1	3	4	2	5	2	1	1	27
01	Bassett, Armon	g	3	7	2	4	3	4	1	0	1	0	11	1	3	0	21
10	Wilmont, Roderick	g	1	4	0	3	0	0	1	9	10	2	2	3	1	2	24
51	Calloway, Earl	g	4	9	1	3	4	4	0	2	2	13	5	2	0	1	28
11	Suhr, Errek	g	0	2	0	1	2	2	0	1	0	2	1	0	0	0	9
20																	

INDIANA 71, IOWA 64
JAN. 16, 2007

#	Player	tot-fg		3-pt		rebounds							min					
		fg	fga	fg	fga	ft	fta	of	de	tot	pf	tp		a	to	blk	s	
34	Smith, Tyler	f	8	17	0	1	1	2	5	1	6	1	17	6	3	0	2	39
53	Gorney, Seth	c	5	7	0	0	2	3	3	2	5	1	12	1	1	0	0	25
01	Haluska, Adam	g	7	16	2	7	5	6	1	3	4	3	21	1	2	1	1	38
24	Johnson, Justin	g	1	4	0	1	2	2	0	2	2	2	4	2	1	0	1	26
35	Henderson, Mike	g	2	4	0	0	1	2	0	4	4	2	5	1	4	0	1	29
04	Angle, J.R.		0	0	0	0	0	0	0	1	0	1	0	0	0	0	0	3
11	Freeman, Tony		0	3	0	1	0	0	0	1	1	2	0	0	1	0	0	15
44	Tate, Cyrus		1	2	0	0	1	1	1	3	4	2	3	0	2	0	1	11
52	Looby, Kurt		1	2	0	0	0	0	1	2	3	5	2	1	0	0	1	14
	TEAM																	
	Totals		25	55	2	10	12	16	13	20	33	18	64	12	14	1	7	200

TOTAL FG% 1st Half: 7-22 31.8% 2nd Half: 18-33 54.5% Game: 45.5%
 3-Pt. FG% 1st Half: 1-5 20.0% 2nd Half: 1-5 20.0% Game: 20.0%
 F Throw % 1st Half: 2-2 100% 2nd Half: 10-14 71.4% Game: 75.0%

#	Player	tot-fg		3-pt		rebounds							min					
		fg	fga	fg	fga	ft	fta	of	de	tot	pf	tp		a	to	blk	s	
03	White, D.J.	f	10	13	0	0	3	5	4	8	12	0	23	1	3	2	0	35
22	Stemler, Lance	f	2	6	1	5	2	2	3	4	7	4	7	1	3	0	0	32
01	Bassett, Armon	g	2	5	2	3	4	4	0	1	1	1	10	1	1	0	0	30
10	Wilmont, Roderick	g	6	14	3	8	0	0	1	4	5	4	15	1	0	0	1	34
51	Calloway, Earl	g	2	8	0	0	4	6	1	0	1	1	8	8	4	0	3	31
11	Suhr, Errek		0	0	0	0	0	0	1	1	1	0	0	0	0	0	0	4
20	Ratliff, A.J.		3	6	2	4	0	0	0	1	1	4	8	0	1	1	1	15
21	Allen, Ben		0	0	0	0	0	0	0	0	0	2	0	0	0	1	0	3
30	White, Mike		0	0	0	0	0	0	0	2	2	0	0	1	0	0	0	5
32	Shaw, Joey		0	2	0	1	0	0	1	0	1	0	0	0	1	0	0	11
	TEAM																	
	Totals		25	54	8	21	13	17	11	21	32	17	71	13	13	4	5	200

TOTAL FG% 1st Half: 11-27 40.7% 2nd Half: 14-27 51.9% Game: 46.3%
 3-Pt. FG% 1st Half: 5-15 33.3% 2nd Half: 3-6 50.0% Game: 38.1%
 F Throw % 1st Half: 2-2 100% 2nd Half: 11-15 73.3% Game: 76.5%

Officials: Ed Hightower, Ted Hillary, Jim Burr
 Technical fouls: Iowa-None. Indiana-None.
 Attendance: 17240

Score by Periods	1st	2nd	Total
Iowa	17	47	64
Indiana	29	42	71

2006-07 Indiana Men's Basketball
Indiana Combined Team Statistics (as of Jan 16, 2007)
All games

RECORD:	OVERALL	HOME	AWAY	NEUTRAL
ALL GAMES.....	(13-4)	(10-0)	(1-3)	(2-1)
CONFERENCE.....	(4-1)	(3-0)	(1-1)	(0-0)
NON-CONFERENCE.....	(9-3)	(7-0)	(0-2)	(2-1)

## Player	GP-GS	Min--Avg	---TOTAL---		---3-PTS---		FT-FTA	Pct	---REBOUNDS---				PF	FO	A	TO	Blk	Stl	Pts	Avg
			FG-FGA	Pct	3FG-FGA	Pct			Off	Def	Tot	Avg								
03 White, D.J.....	17-17	511 30.1	96-179	.536	0-0	.000	44-68	.647	44	84	128	7.5	42	0	26	27	43	12	236	13.9
10 Wilmont, Roderick..	17-14	456 26.8	68-162	.420	35-98	.357	16-24	.667	32	75	107	6.3	37	0	16	20	6	21	187	11.0
51 Calloway, Earl.....	17-14	453 26.6	58-120	.483	7-27	.259	51-65	.785	7	42	49	2.9	36	1	72	39	5	25	174	10.2
20 Ratliff, A.J.....	15-8	339 22.6	56-120	.467	26-67	.388	12-19	.632	18	15	33	2.2	31	0	24	25	10	16	150	10.0
22 Stemler, Lance.....	16-13	429 26.8	48-114	.421	29-77	.377	19-22	.864	27	48	75	4.7	45	0	18	20	5	12	144	9.0
01 Bassett, Armon.....	17-10	425 25.0	49-124	.395	23-58	.397	28-35	.800	8	31	39	2.3	32	0	42	25	0	8	149	8.8
32 Shaw, Joey.....	17-3	239 14.1	29-63	.460	9-19	.474	35-46	.761	16	22	38	2.2	42	2	11	20	6	9	102	6.0
33 Keeling, Xavier....	11-0	97 8.8	10-17	.588	0-0	.000	6-12	.500	9	7	16	1.5	16	1	5	3	3	4	26	2.4
30 White, Mike.....	16-0	137 8.6	12-26	.462	0-0	.000	12-21	.571	10	20	30	1.9	18	0	4	10	5	7	36	2.3
11 Suhr, Errek.....	16-2	156 9.8	10-26	.385	6-16	.375	4-7	.571	8	13	21	1.3	15	0	7	11	0	5	30	1.9
21 Allen, Ben.....	14-4	144 10.3	7-22	.318	0-1	.000	1-3	.333	14	13	27	1.9	29	1	9	10	5	1	15	1.1
44 Taber, Kyle.....	5-0	9 1.8	1-2	.500	0-0	.000	0-0	.000	2	1	3	0.6	2	0	0	2	1	1	2	0.4
34 Ahlfeld, Adam.....	4-0	7 1.8	0-0	.000	0-0	.000	0-0	.000	1	2	3	0.8	0	0	0	0	0	0	0	0.0
TEAM.....									26	16	42	2.5	0		3					

Total.....	17	3402	444-975	.455	135-363	.372	228-322	.708	222	389	611	35.9	345	5	234	215	89	121	1251	73.6
Opponents.....	17	3397	346-859	.403	70-251	.279	260-377	.690	182	344	526	30.9	319	-	155	265	50	100	1022	60.1

TEAM STATISTICS	IND	OPP	DATE	OPPONENT	W/L	SCORE	ATTEND
SCORING.....	1251	1022	11-13-06	vs Lafayette College	W	91-66	8037
Points per game.....	73.6	60.1	11-14-06	vs Butler	L	55-60	9594
Scoring margin.....	+13.5	-	11/17/06	INDIANA STATE	W	73-66	17178
FIELD GOALS-ATT.....	444-975	346-859	11/19/06	CHICAGO STATE	W	90-69	17004
Field goal pct.....	.455	.403	11/28/06	at Duke	L	51-54	9314
3 POINT FG-ATT.....	135-363	70-251	12/2/06	CHARLOTTE	W	74-57	17167
3-point FG pct.....	.372	.279	12/6/06	WESTERN ILLINOIS	W	92-40	16906
3-pt FG made per game..	7.9	4.1	12/09/06	at Kentucky	L	54-59	24253
FREE THROWS-ATT.....	228-322	260-377	12-17-06	SOUTHERN ILLINOIS	W	57-47	13029
Free throw pct.....	.708	.690	12/20/06	WESTERN MICHIGAN	W	77-69	12038
REBOUNDS.....	611	526	12/22/06	vs IUPUI	W	86-57	8172
Rebounds per game.....	35.9	30.9	12/30/06	BALL STATE	W	71-57	15553
Rebounding margin.....	+5.0	-	*01/02/07	at Ohio State	L	67-74	18813
ASSISTS.....	234	155	*01/07/07	MICHIGAN STATE	W	73-51	17274
Assists per game.....	13.8	9.1	*01/10/07	PURDUE	W	85-58	17287
TURNOVERS.....	215	265	*1/13/07	at Penn State	W	84-74	10159
Turnovers per game.....	12.6	15.6	*01/16/07	IOWA	W	71-64	17240
Turnover margin.....	+2.9	-					
Assist/turnover ratio..	1.1	0.6					
STEALS.....	121	100					
Steals per game.....	7.1	5.9					
BLOCKS.....	89	50					
Blocks per game.....	5.2	2.9					
WINNING STREAK.....	4	-					
Home win streak.....	10	-					
ATTENDANCE.....	160676	88342					
Home games-Avg/Game....	10-16068	4-15635					
Neutral site-Avg/Game..	-	3-8601					

SCORE BY PERIODS:	1st	2nd	Total
-----	-----	-----	-----
Indiana.....	576	675	- 1251
Opponents.....	459	563	- 1022

2006-07 Indiana Men's Basketball
 Indiana Combined Team Statistics (as of Jan 16, 2007)
 Conference games

RECORD:	OVERALL	HOME	AWAY	NEUTRAL
ALL GAMES.....	(4-1)	(3-0)	(1-1)	(0-0)
CONFERENCE.....	(4-1)	(3-0)	(1-1)	(0-0)
NON-CONFERENCE.....	(0-0)	(0-0)	(0-0)	(0-0)

## Player	GP-GS	Min--Avg	---TOTAL---		---3-PTS---		FT-FTA	Pct	---REBOUNDS---				PF	FO	A	TO	Blk	Stl	Pts	Avg
			FG-FGA	Pct	3FG-FGA	Pct			Off	Def	Tot	Avg								
03 White, D.J.....	5-5	157 31.4	31-54	.574	0-0	.000	15-20	.750	13	24	37	7.4	14	0	7	8	11	4	77	15.4
20 Ratliff, A.J.....	3-0	55 18.3	14-20	.700	10-15	.667	0-0	.000	2	2	4	1.3	8	0	4	4	4	3	38	12.7
10 Wilmont, Roderick..	5-5	145 29.0	22-53	.415	12-36	.333	2-2	1.000	8	24	32	6.4	12	0	3	4	2	5	58	11.6
01 Bassett, Armon....	5-5	148 29.6	15-39	.385	10-20	.500	13-17	.765	1	7	8	1.6	8	0	9	9	0	3	53	10.6
51 Calloway, Earl.....	5-5	156 31.2	15-38	.395	2-8	.250	19-23	.826	3	11	14	2.8	10	0	30	10	1	7	51	10.2
32 Shaw, Joey.....	5-0	75 15.0	12-25	.480	6-11	.545	9-10	.900	7	4	11	2.2	13	2	3	5	0	3	39	7.8
22 Stemler, Lance....	5-5	127 25.4	14-34	.412	6-22	.273	5-5	1.000	9	14	23	4.6	17	0	6	5	1	4	39	7.8
33 Keeling, Xavier....	4-0	39 9.8	4-6	.667	0-0	.000	2-4	.500	4	1	5	1.3	9	1	3	2	0	1	10	2.5
30 White, Mike.....	4-0	41 10.3	4-7	.571	0-0	.000	2-2	1.000	2	6	8	2.0	6	0	3	2	1	2	10	2.5
11 Suhr, Errek.....	4-0	28 7.0	1-3	.333	1-2	.500	2-2	1.000	1	2	3	0.8	2	0	2	2	0	0	5	1.3
44 Taber, Kyle.....	1-0	2 2.0	0-0	.000	0-0	.000	0-0	.000	1	0	1	1.0	2	0	0	2	0	0	0	0.0
21 Allen, Ben.....	5-0	25 5.0	0-1	.000	0-0	.000	0-0	.000	1	2	3	0.6	5	0	2	1	1	0	0	0.0
34 Ahlfeld, Adam.....	1-0	2 2.0	0-0	.000	0-0	.000	0-0	.000	1	0	1	1.0	0	0	0	0	0	0	0	0.0
TEAM.....									4	5	9	1.8	0		1					
Total.....	5	1000	132-280	.471	47-114	.412	69-85	.812	57	102	159	31.8	106	3	72	55	21	32	380	76.0
Opponents.....	5	1000	110-242	.455	13-57	.228	88-129	.682	54	98	152	30.4	90	-	57	67	18	27	321	64.2

TEAM STATISTICS	IND	OPP	DATE	OPPONENT	W/L	SCORE	ATTEND
SCORING.....	380	321	*01/02/07	at Ohio State	L	67-74	18813
Points per game.....	76.0	64.2	*01/07/07	MICHIGAN STATE	W	73-51	17274
Scoring margin.....	+11.8	-	*01/10/07	PURDUE	W	85-58	17287
FIELD GOALS-ATT.....	132-280	110-242	*1/13/07	at Penn State	W	84-74	10159
Field goal pct.....	.471	.455	*01/16/07	IOWA	W	71-64	17240
3 POINT FG-ATT.....	47-114	13-57					
3-point FG pct.....	.412	.228					
3-pt FG made per game..	9.4	2.6					
FREE THROWS-ATT.....	69-85	88-129					
Free throw pct.....	.812	.682					
REBOUNDS.....	159	152					
Rebounds per game.....	31.8	30.4					
Rebounding margin.....	+1.4	-					
ASSISTS.....	72	57					
Assists per game.....	14.4	11.4					
TURNOVERS.....	55	67					
Turnovers per game.....	11.0	13.4					
Turnover margin.....	+2.4	-					
Assist/turnover ratio..	1.3	0.9					
STEALS.....	32	27					
Steals per game.....	6.4	5.4					
BLOCKS.....	21	18					
Blocks per game.....	4.2	3.6					
WINNING STREAK.....	4	-					
Home win streak.....	3	-					
ATTENDANCE.....	51801	28972					
Home games-Avg/Game....	3-17267	2-14486					
Neutral site-Avg/Game..	-	0-0					

SCORE BY PERIODS:	1st	2nd	Total
-----	-----	-----	-----
Indiana.....	170	210	- 380
Opponents.....	142	179	- 321

2006-07 Indiana Men's Basketball
Indiana Season Box Score (as of Jan 16, 2007)
All games

RECORD:	OVERALL	HOME	AWAY	NEUTRAL
ALL GAMES.....	(13-4)	(10-0)	(1-3)	(2-1)
CONFERENCE.....	(4-1)	(3-0)	(1-1)	(0-0)
NON-CONFERENCE.....	(9-3)	(7-0)	(0-2)	(2-1)

##	Player	GP-GS	Min--Avg	---TOTAL---		---3-PTS---		----REBOUNDS----								PF	FO	A	TO	Blk	Stl	Pts	Avg
				FG-FGA	Pct	3FG-FGA	Pct	FT-FTA	Pct	Off	Def	Tot	Avg										
03	White, D.J.....	17-17	511 30.1	96-179	.536	0-0	.000	44-68	.647	44	84	128	7.5	42	0	26	27	43	12	236	13.9		
10	Wilmont, Roderick..	17-14	456 26.8	68-162	.420	35-98	.357	16-24	.667	32	75	107	6.3	37	0	16	20	6	21	187	11.0		
51	Calloway, Earl.....	17-14	453 26.6	58-120	.483	7-27	.259	51-65	.785	7	42	49	2.9	36	1	72	39	5	25	174	10.2		
20	Ratliff, A.J.....	15-8	339 22.6	56-120	.467	26-67	.388	12-19	.632	18	15	33	2.2	31	0	24	25	10	16	150	10.0		
22	Stemler, Lance.....	16-13	429 26.8	48-114	.421	29-77	.377	19-22	.864	27	48	75	4.7	45	0	18	20	5	12	144	9.0		
01	Bassett, Armon.....	17-10	425 25.0	49-124	.395	23-58	.397	28-35	.800	8	31	39	2.3	32	0	42	25	0	8	149	8.8		
32	Shaw, Joey.....	17-3	239 14.1	29-63	.460	9-19	.474	35-46	.761	16	22	38	2.2	42	2	11	20	6	9	102	6.0		
33	Keeling, Xavier....	11-0	97 8.8	10-17	.588	0-0	.000	6-12	.500	9	7	16	1.5	16	1	5	3	3	4	26	2.4		
30	White, Mike.....	16-0	137 8.6	12-26	.462	0-0	.000	12-21	.571	10	20	30	1.9	18	0	4	10	5	7	36	2.3		
11	Suhr, Errek.....	16-2	156 9.8	10-26	.385	6-16	.375	4-7	.571	8	13	21	1.3	15	0	7	11	0	5	30	1.9		
21	Allen, Ben.....	14-4	144 10.3	7-22	.318	0-1	.000	1-3	.333	14	13	27	1.9	29	1	9	10	5	1	15	1.1		
44	Taber, Kyle.....	5-0	9 1.8	1-2	.500	0-0	.000	0-0	.000	2	1	3	0.6	2	0	0	2	1	1	2	0.4		
34	Ahlfeld, Adam.....	4-0	7 1.8	0-0	.000	0-0	.000	0-0	.000	1	2	3	0.8	0	0	0	0	0	0	0	0.0		
TEAM.....										26	16	42	2.5	0		3							
Total.....		17	3402	444-975	.455	135-363	.372	228-322	.708	222	389	611	35.9	345	5	234	215	89	121	1251	73.6		
Opponents.....		17	3397	346-859	.403	70-251	.279	260-377	.690	182	344	526	30.9	319	-	155	265	50	100	1022	60.1		

SCORE BY PERIODS:	1st	2nd	Total
-----	-----	-----	-----
Indiana.....	576	675	- 1251
Opponents.....	459	563	- 1022

DEADBALL REBOUNDS:	OFF	DEF	TOTAL
-----	-----	-----	-----
Indiana.....	49	8	57
Opponents.....	51	9	60

2006-07 Indiana Men's Basketball
Indiana Season Schedule/Results & Leaders (as of Jan 16, 2007)
All games

RECORD:	OVERALL	HOME	AWAY	NEUTRAL
ALL GAMES.....	(13-4)	(10-0)	(1-3)	(2-1)
CONFERENCE.....	(4-1)	(3-0)	(1-1)	(0-0)
NON-CONFERENCE.....	(9-3)	(7-0)	(0-2)	(2-1)

DATE	TIME	OPPONENT		SCORE	ATTEND	HIGH POINTS	HIGH REBOUNDS
11-13-06	9:10 p.m. ET	vs Lafayette College	W	91-66	8037	(24)Wilmont, Roderick	(5)Calloway, Earl
11-14-06	9:02 p.m. ET	vs Butler		55-60 L	9594	(22)White, D.J.	(5)Suhr, Errek (7)Wilmont, Roderick (7)White, D.J.
11/17/06	8 p.m.	INDIANA STATE	W	73-66	17178	(18)Stemler, Lance	(9)White, D.J.
11/19/06	2 pm	CHICAGO STATE	W	90-69	17004	(18)White, D.J.	(11)White, D.J.
11/28/06	9:00 PM	at Duke		51-54 L	9314	(16)Bassett, Armon	(8)White, Mike
12/2/06	8 p.m.	CHARLOTTE	W	74-57	17167	(18)Ratliff, A.J.	(12)White, D.J.
12/6/06	7:04 p.m.	WESTERN ILLINOIS	W	92-40	16906	(20)Wilmont, Roderick	(10)Wilmont, Roderick
12/09/06	12:00 p.m.	at Kentucky		54-59 L	24253	(23)White, D.J.	(9)White, D.J.
12-17-06	8 p.m.	SOUTHERN ILLINOIS	W	57-47	13029	(14)Ratliff, A.J.	(7)Wilmont, Roderick
12/20/06	7:00 p.m.	WESTERN MICHIGAN	W	77-69	12038	(20)Calloway, Earl	(12)White, D.J.
12/22/06	8:00 p.m.	vs IUPUI	W	86-57	8172	(21)Calloway, Earl (21)Stemler, Lance	(9)Wilmont, Roderick (9)Stemler, Lance
12/30/06	8:00 p.m.	BALL STATE	W	71-57	15553	(16)White, D.J.	(7)Wilmont, Roderick
01/02/07	8 p.m.	* at Ohio State		67-74 L	18813	(16)Shaw, Joey	(8)White, D.J.
01/07/07	4:35 p.m.	* MICHIGAN STATE	W	73-51	17274	(21)White, D.J.	(7)Stemler, Lance
01/10/07	7:02 p.m.	* PURDUE	W	85-58	17287	(19)Shaw, Joey	(10)Wilmont, Roderick
1/13/07	12:17 p.m.	* at Penn State	W	84-74	10159	(25)Wilmont, Roderick	(12)Wilmont, Roderick
01/16/07	7:00 p.m.	* IOWA	W	71-64	17240	(23)White, D.J.	(12)White, D.J.

* - Conference game

ATTENDANCE SUMMARY	GAMES	TOTALS	AVG/GAME
HOME.....	10	160676	16068
AWAY.....	4	62539	15635
NEUTRAL.....	3	25803	8601
TOTAL.....	17	249018	14648

2006-07 Indiana Men's Basketball
Indiana Team Game-by-Game (as of Jan 16, 2007)
All games

TEAM STATISTICS

Opponent	Date	Score	W/L	---TOTAL---		--3-PTRS--		FT-FTA		----REBOUNDS----				PF	A	TO	Blk	Stl	Pts---Avg	
				FG-FGA	Pct	3FG-FGA	Pct	Pct	Off	Def	Tot	Avg								
vs Lafayette College	11-13-06	91-66	W	37-65	.569	9-25	.360	8-13	.615	15	16	31	31.0	28	14	18	1	8	91	91.0
vs Butler	11-14-06	55-60	L	20-49	.408	3-14	.214	12-15	.800	13	25	38	34.5	25	8	20	3	4	55	73.0
INDIANA STATE	11/17/06	73-66	W	23-48	.479	7-16	.438	20-32	.625	11	25	36	35.0	19	14	18	10	8	73	73.0
CHICAGO STATE	11/19/06	90-69	W	34-67	.507	9-22	.409	13-18	.722	13	30	43	37.0	19	19	18	2	7	90	77.2
at Duke	11/28/06	51-54	L	20-52	.385	4-9	.444	7-15	.467	12	24	36	36.8	23	8	16	5	8	51	72.0
CHARLOTTE	12/2/06	74-57	W	26-59	.441	10-29	.345	12-16	.750	16	30	46	38.3	17	14	18	8	6	74	72.3
WESTERN ILLINOIS	12/6/06	92-40	W	32-66	.485	13-31	.419	15-25	.600	18	25	43	39.0	20	19	3	8	10	92	75.1
at Kentucky	12/09/06	54-59	L	22-72	.306	4-25	.160	6-9	.667	22	20	42	39.4	17	9	11	5	11	54	72.5
SOUTHERN ILLINOIS	12-17-06	57-47	W	16-42	.381	6-12	.500	19-31	.613	11	17	28	38.1	19	10	11	4	9	57	70.8
WESTERN MICHIGAN	12/20/06	77-69	W	28-61	.459	6-23	.261	15-21	.714	8	23	31	37.4	17	11	10	8	12	77	71.4
vs IUPUI	12/22/06	86-57	W	29-56	.518	10-23	.435	18-22	.818	15	28	43	37.9	17	20	9	6	1	86	72.7
BALL STATE	12/30/06	71-57	W	25-58	.431	7-20	.350	14-20	.700	11	24	35	37.7	18	16	8	8	5	71	72.6
at Ohio State	01/02/07	67-74	L	22-51	.431	12-22	.545	11-11	1.000	6	19	25	36.7	25	13	10	2	3	67	72.2
MICHIGAN STATE	01/07/07	73-51	W	27-60	.450	3-17	.176	16-19	.842	12	18	30	36.2	18	13	8	2	12	73	72.2
PURDUE	01/10/07	85-58	W	29-51	.569	10-20	.500	17-20	.850	10	20	30	35.8	23	19	14	9	11	85	73.1
at Penn State	1/13/07	84-74	W	29-64	.453	14-34	.412	12-18	.667	18	24	42	36.2	23	14	10	4	1	84	73.8
IOWA	01/16/07	71-64	W	25-54	.463	8-21	.381	13-17	.765	11	21	32	35.9	17	13	13	4	5	71	73.6
Indiana		1251		444-975	.455	135-363	.372	228-322	.708	222	389	611	35.9	345	234	215	89	121	1251	73.6
Opponents		1022		346-859	.403	70-251	.279	260-377	.690	182	344	526	30.9	319	155	265	50	100	1022	60.1

Games played: 17
Points/game: 73.6
FG Pct: 45.5
3FG Pct: 37.2
FT Pct: 70.8

Rebounds/game: 35.9
Assists/game: 13.8
Turnovers/game: 12.6
Assist/turnover ratio: 1.1
Steals/game: 7.1
Blocks/game: 5.2

2006-07 Indiana Men's Basketball
Indiana Team Game-by-Game Comparison (as of Jan 16, 2007)
All games

Opponent	1st	2nd	Score	Mar	Total FG	FG Pct	3-Pointers	3FG Pct	Free Throws	FT Pct	Rebounds	Assist	TOver	Block	Steal	Fouls
Lafayette College.....	42/37	49/29	91-66	+25	37-65/19-42	.569/.452	9-25/ 6-15	.360/.400	8-13/22-29	.615/.759	31/21 +10	14/13	18/26	1/2	8/5	28/24
Butler.....	26/23	29/37	55-60	(5)	20-49/16-48	.408/.333	3-14/ 7-24	.214/.292	12-15/21-26	.800/.808	38/23 +15	8/7	20/11	3/5	4/8	25/19
INDIANA STATE.....	36/23	37/43	73-66	+7	23-48/26-64	.479/.406	7-16/ 6-19	.438/.316	20-32/ 8-13	.625/.615	36/35 +1	14/8	18/17	10/1	8/9	19/27
CHICAGO STATE.....	47/24	43/45	90-69	+21	34-67/26-57	.507/.456	9-22/ 2-15	.409/.133	13-18/15-21	.722/.714	43/28 +15	19/5	18/19	2/1	7/10	19/20
Duke.....	21/33	30/21	51-54	(3)	20-52/14-44	.385/.318	4-9 / 6-18	.444/.333	7-15/20-29	.467/.690	36/34 +2	8/9	16/15	5/8	8/9	23/17
CHARLOTTE.....	36/25	38/32	74-57	+17	26-59/21-61	.441/.344	10-29/ 7-25	.345/.280	12-16/ 8-17	.750/.471	46/34 +12	14/5	18/14	8/1	6/13	17/16
WESTERN ILLINOIS.....	41/21	51/19	92-40	+52	32-66/13-45	.485/.289	13-31/ 2-10	.419/.200	15-25/12-21	.600/.571	43/33 +10	19/3	3/18	8/1	10/1	20/20
Kentucky.....	26/28	28/31	54-59	(5)	22-72/22-49	.306/.449	4-25/ 1-11	.160/.091	6-9 /14-20	.667/.700	42/39 +3	9/14	11/17	5/8	11/5	17/8
SOUTHERN ILLINOIS.....	22/23	35/24	57-47	+10	16-42/15-33	.381/.455	6-12/ 3-10	.500/.300	19-31/14-18	.613/.778	28/23 +5	10/7	11/20	4/3	9/2	19/27
WESTERN MICHIGAN.....	27/30	50/39	77-69	+8	28-61/24-61	.459/.393	6-23/ 8-23	.261/.348	15-21/13-18	.714/.722	31/43 (12)	11/7	10/21	8/0	12/3	17/19
IUPUI.....	48/28	38/29	86-57	+29	29-56/18-56	.518/.321	10-23/ 6-17	.435/.353	18-22/15-17	.818/.882	43/23 +20	20/10	9/7	6/2	1/3	17/14
BALL STATE.....	34/22	37/35	71-57	+14	25-58/22-57	.431/.386	7-20/ 3-7	.350/.429	14-20/10-19	.700/.526	35/38 (3)	16/10	8/13	8/0	5/5	18/18
Ohio State.....	29/35	38/39	67-74	(7)	22-51/23-46	.431/.500	12-22/ 4-15	.545/.267	11-11/24-35	1000/.686	25/31 (6)	13/16	10/8	2/7	3/4	25/16
MICHIGAN STATE.....	38/27	35/24	73-51	+22	27-60/18-37	.450/.486	3-17/ 1-8	.176/.125	16-19/14-23	.842/.609	30/26 +4	13/10	8/20	2/8	12/4	18/19
PURDUE.....	34/22	51/36	85-58	+27	29-51/19-46	.569/.413	10-20/ 2-9	.500/.222	17-20/18-25	.850/.720	30/27 +3	19/6	14/18	9/1	11/6	23/21
Penn State.....	40/41	44/33	84-74	+10	29-64/25-58	.453/.431	14-34/ 4-15	.412/.267	12-18/20-30	.667/.667	42/35 +7	14/13	10/7	4/1	1/6	23/16
IOWA.....	29/17	42/47	71-64	+7	25-54/25-55	.463/.455	8-21/ 2-10	.381/.200	13-17/12-16	.765/.750	32/33 (1)	13/12	13/14	4/1	5/7	17/18

Note: Game totals are displayed in the format TEAM/OPPONENT for each category

2006-07 Indiana Men's Basketball
Indiana Game-by-Game Highs (as of Jan 16, 2007)
All games

Opponent	Date	Score	WL	POINTS	REBOUNDS	ASSISTS	STEALS	BLOCKED SHOTS
vs Lafayette College	11-13-06	91-66	W	24-Wilmont, Rode	5-Suhr, Errek Calloway, Ear	9-Calloway, Ear	5-Wilmont, Rode	1-Shaw, Joey
vs Butler	11-14-06	55-60	L	22-White, D.J.	7-White, D.J. Wilmont, Rode	2-Ratliff, A.J. Wilmont, Rode Calloway, Ear	1-Shaw, Joey Wilmont, Rode White, D.J. Stemler, Lanc	1-White, D.J. Wilmont, Rode Ratliff, A.J.
INDIANA STATE	11/17/06	73-66	W	18-Stemler, Lanc	9-White, D.J.	4-Bassett, Armo	2-Shaw, Joey Wilmont, Rode Calloway, Ear	5-White, D.J.
CHICAGO STATE	11/19/06	90-69	W	18-White, D.J.	11-White, D.J.	9-Bassett, Armo	2-Wilmont, Rode White, D.J.	1-Shaw, Joey White, D.J.
at Duke	11/28/06	51-54	L	16-Bassett, Armo	8-White, Mike	2-Suhr, Errek Calloway, Ear Allen, Ben	2-Bassett, Armo Suhr, Errek	3-White, D.J.
CHARLOTTE	12/2/06	74-57	W	18-Ratliff, A.J.	12-White, D.J.	3-Ratliff, A.J. Calloway, Ear	3-Ratliff, A.J.	4-White, D.J.
WESTERN ILLINOIS	12/6/06	92-40	W	20-Wilmont, Rode	10-Wilmont, Rode	7-Calloway, Ear	2-Calloway, Ear Wilmont, Rode White, Mike	3-White, D.J.
at Kentucky	12/09/06	54-59	L	23-White, D.J.	9-White, D.J.	3-Calloway, Ear	3-Calloway, Ear	4-White, D.J.
SOUTHERN ILLINOIS	12-17-06	57-47	W	14-Ratliff, A.J.	7-Wilmont, Rode	3-Ratliff, A.J. Bassett, Armo Calloway, Ear	3-Ratliff, A.J.	1-Calloway, Ear Ratliff, A.J. Stemler, Lanc Keeling, Xavi
WESTERN MICHIGAN	12/20/06	77-69	W	20-Calloway, Ear	12-White, D.J.	3-Calloway, Ear Wilmont, Rode	4-Calloway, Ear	5-White, D.J.
vs IUPUI	12/22/06	86-57	W	21-Stemler, Lanc Calloway, Ear	9-Stemler, Lanc Wilmont, Rode	5-Bassett, Armo White, D.J.	1-Stemler, Lanc	3-White, D.J.
BALL STATE	12/30/06	71-57	W	16-White, D.J.	7-Wilmont, Rode	4-Calloway, Ear	2-Bassett, Armo Calloway, Ear	3-White, D.J.
at Ohio State	01/02/07	67-74	L	16-Shaw, Joey	8-White, D.J.	6-Calloway, Ear	1-White, D.J. Wilmont, Rode Stemler, Lanc	1-White, D.J. Calloway, Ear
MICHIGAN STATE	01/07/07	73-51	W	21-White, D.J.	7-Stemler, Lanc	6-Calloway, Ear	3-Calloway, Ear	1-Wilmont, Rode White, D.J.
PURDUE	01/10/07	85-58	W	19-Shaw, Joey	10-Wilmont, Rode	5-Calloway, Ear	3-Shaw, Joey	5-White, D.J.
at Penn State	1/13/07	84-74	W	25-Wilmont, Rode	12-Wilmont, Rode	5-Calloway, Ear	1-Bassett, Armo	2-White, D.J.
IOWA	01/16/07	71-64	W	23-White, D.J.	12-White, D.J.	8-Calloway, Ear	3-Calloway, Ear	2-White, D.J.

2006-07 Indiana Men's Basketball
Indiana Team High/Low Analysis (as of Jan 16, 2007)
All games

Indiana - TEAM GAME HIGHS

POINTS.....	92	vs Western Illinois (12/6/06)
	91	vs Lafayette College (11-13-06)
	90	vs Chicago State (11/19/06)
	86	vs IUPUI (12/22/06)
	85	vs Purdue (01/10/07)
FIELD GOALS MADE.....	37	vs Lafayette College (11-13-06)
	34	vs Chicago State (11/19/06)
FIELD GOAL ATTEMPTS.....	72	at Kentucky (12/09/06)
	67	vs Chicago State (11/19/06)
FIELD GOAL PERCENTAGE.....	.569 (37-65)	vs Lafayette College (11-13-06)
	.569 (29-51)	vs Purdue (01/10/07)
3 PT FIELD GOALS MADE.....	14	at Penn State (1/13/07)
	13	vs Western Illinois (12/6/06)
3 PT FG ATTEMPTS.....	34	at Penn State (1/13/07)
	31	vs Western Illinois (12/6/06)
3 PT FG PERCENTAGE.....	.545 (12-22)	at Ohio State (01/02/07)
	.500 (10-20)	vs Purdue (01/10/07)
	.500 (6-12)	vs Southern Illinois (12-17-06)
FREE THROWS MADE.....	20	vs Indiana State (11/17/06)
	19	vs Southern Illinois (12-17-06)
FREE THROW ATTEMPTS.....	32	vs Indiana State (11/17/06)
	31	vs Southern Illinois (12-17-06)
FREE THROW PERCENTAGE.....	1.000 (11-11)	at Ohio State (01/02/07)
	.850 (17-20)	vs Purdue (01/10/07)
REBOUNDS.....	46	vs Charlotte (12/2/06)
	43	vs IUPUI (12/22/06)
	43	vs Western Illinois (12/6/06)
	43	vs Chicago State (11/19/06)
ASSISTS.....	20	vs IUPUI (12/22/06)
	19	vs Purdue (01/10/07)
	19	vs Western Illinois (12/6/06)
	19	vs Chicago State (11/19/06)
STEALS.....	12	vs Michigan State (01/07/07)
	12	vs Western Michigan (12/20/06)
BLOCKED SHOTS.....	10	vs Indiana State (11/17/06)
	9	vs Purdue (01/10/07)
TURNOVERS.....	20	vs Butler (11-14-06)
	18	vs Charlotte (12/2/06)
	18	vs Chicago State (11/19/06)
	18	vs Indiana State (11/17/06)
	18	vs Lafayette College (11-13-06)
FOULS.....	28	vs Lafayette College (11-13-06)
	25	at Ohio State (01/02/07)
	25	vs Butler (11-14-06)

2006-07 Indiana Men's Basketball
Indiana High/Low Analysis (as of Jan 16, 2007)
All games

Opponent - GAME HIGHS

POINTS.....	74	at Penn State (1/13/07)
	74	at Ohio State (01/02/07)
	69	vs Western Michigan (12/20/06)
	69	vs Chicago State (11/19/06)
	66	vs Indiana State (11/17/06)
	66	vs Lafayette College (11-13-06)
FIELD GOALS MADE.....	26	vs Chicago State (11/19/06)
	26	vs Indiana State (11/17/06)
FIELD GOAL ATTEMPTS.....	64	vs Indiana State (11/17/06)
	61	vs Western Michigan (12/20/06)
	61	vs Charlotte (12/2/06)
FIELD GOAL PERCENTAGE.....	.500 (23-46)	at Ohio State (01/02/07)
	.486 (18-37)	vs Michigan State (01/07/07)
3 PT FIELD GOALS MADE.....	8	vs Western Michigan (12/20/06)
	7	vs Charlotte (12/2/06)
	7	vs Butler (11-14-06)
3 PT FG ATTEMPTS.....	25	vs Charlotte (12/2/06)
	24	vs Butler (11-14-06)
3 PT FG PERCENTAGE.....	.429 (3-7)	vs Ball State (12/30/06)
	.400 (6-15)	vs Lafayette College (11-13-06)
FREE THROWS MADE.....	24	at Ohio State (01/02/07)
	22	vs Lafayette College (11-13-06)
FREE THROW ATTEMPTS.....	35	at Ohio State (01/02/07)
	30	at Penn State (1/13/07)
FREE THROW PERCENTAGE.....	.882 (15-17)	vs IUPUI (12/22/06)
	.808 (21-26)	vs Butler (11-14-06)
REBOUNDS.....	43	vs Western Michigan (12/20/06)
	39	at Kentucky (12/09/06)
ASSISTS.....	16	at Ohio State (01/02/07)
	14	at Kentucky (12/09/06)
STEALS.....	13	vs Charlotte (12/2/06)
	10	vs Chicago State (11/19/06)
BLOCKED SHOTS.....	8	vs Michigan State (01/07/07)
	8	at Kentucky (12/09/06)
	8	at Duke (11/28/06)
TURNOVERS.....	26	vs Lafayette College (11-13-06)
	21	vs Western Michigan (12/20/06)
FOULS.....	27	vs Southern Illinois (12-17-06)
	27	vs Indiana State (11/17/06)

2006-07 Indiana Men's Basketball
Indiana High/Low Analysis (as of Jan 16, 2007)
All games

Indiana - GAME LOWS

POINTS.....	51	at Duke (11/28/06)
	54	at Kentucky (12/09/06)
	55	vs Butler (11-14-06)
	57	vs Southern Illinois (12-17-06)
	67	at Ohio State (01/02/07)
FIELD GOALS MADE.....	16	vs Southern Illinois (12-17-06)
	20	vs Butler (11-14-06)
	20	at Duke (11/28/06)
FIELD GOAL ATTEMPTS.....	42	vs Southern Illinois (12-17-06)
	48	vs Indiana State (11/17/06)
FIELD GOAL PERCENTAGE.....	.306 (22-72)	at Kentucky (12/09/06)
	.381 (16-42)	vs Southern Illinois (12-17-06)
3 PT FIELD GOALS MADE.....	3	vs Butler (11-14-06)
	3	vs Michigan State (01/07/07)
3 PT FG ATTEMPTS.....	9	at Duke (11/28/06)
	12	vs Southern Illinois (12-17-06)
3 PT FG PERCENTAGE.....	.160 (4-25)	at Kentucky (12/09/06)
	.176 (3-17)	vs Michigan State (01/07/07)
FREE THROWS MADE.....	6	at Kentucky (12/09/06)
	7	at Duke (11/28/06)
FREE THROW ATTEMPTS.....	9	at Kentucky (12/09/06)
	11	at Ohio State (01/02/07)
FREE THROW PERCENTAGE.....	.467 (7-15)	at Duke (11/28/06)
	.600 (15-25)	vs Western Illinois (12/6/06)
REBOUNDS.....	25	at Ohio State (01/02/07)
	28	vs Southern Illinois (12-17-06)
ASSISTS.....	8	vs Butler (11-14-06)
	8	at Duke (11/28/06)
STEALS.....	1	vs IUPUI (12/22/06)
	1	at Penn State (1/13/07)
BLOCKED SHOTS.....	1	vs Lafayette College (11-13-06)
	2	vs Chicago State (11/19/06)
	2	at Ohio State (01/02/07)
	2	vs Michigan State (01/07/07)
TURNOVERS.....	3	vs Western Illinois (12/6/06)
	8	vs Ball State (12/30/06)
	8	vs Michigan State (01/07/07)
FOULS.....	17	vs Charlotte (12/2/06)
	17	at Kentucky (12/09/06)
	17	vs Western Michigan (12/20/06)
	17	vs IUPUI (12/22/06)
	17	vs Iowa (01/16/07)

2006-07 Indiana Men's Basketball
Indiana High/Low Analysis (as of Jan 16, 2007)
All games

Opponent - GAME LOWS

POINTS.....	40	vs Western Illinois (12/6/06)
	47	vs Southern Illinois (12-17-06)
	51	vs Michigan State (01/07/07)
	54	at Duke (11/28/06)
	57	vs Charlotte (12/2/06)
	57	vs IUPUI (12/22/06)
	57	vs Ball State (12/30/06)
FIELD GOALS MADE.....	13	vs Western Illinois (12/6/06)
	14	at Duke (11/28/06)
FIELD GOAL ATTEMPTS.....	33	vs Southern Illinois (12-17-06)
	37	vs Michigan State (01/07/07)
FIELD GOAL PERCENTAGE.....	.289 (13-45)	vs Western Illinois (12/6/06)
	.318 (14-44)	at Duke (11/28/06)
3 PT FIELD GOALS MADE.....	1	at Kentucky (12/09/06)
	1	vs Michigan State (01/07/07)
3 PT FG ATTEMPTS.....	7	vs Ball State (12/30/06)
	8	vs Michigan State (01/07/07)
3 PT FG PERCENTAGE.....	.091 (1-11)	at Kentucky (12/09/06)
	.125 (1-8)	vs Michigan State (01/07/07)
FREE THROWS MADE.....	8	vs Indiana State (11/17/06)
	8	vs Charlotte (12/2/06)
FREE THROW ATTEMPTS.....	13	vs Indiana State (11/17/06)
	16	vs Iowa (01/16/07)
FREE THROW PERCENTAGE.....	.471 (8-17)	vs Charlotte (12/2/06)
	.526 (10-19)	vs Ball State (12/30/06)
REBOUNDS.....	21	vs Lafayette College (11-13-06)
	23	vs Butler (11-14-06)
	23	vs Southern Illinois (12-17-06)
	23	vs IUPUI (12/22/06)
ASSISTS.....	3	vs Western Illinois (12/6/06)
	5	vs Chicago State (11/19/06)
	5	vs Charlotte (12/2/06)
STEALS.....	1	vs Western Illinois (12/6/06)
	2	vs Southern Illinois (12-17-06)
BLOCKED SHOTS.....	0	vs Western Michigan (12/20/06)
	0	vs Ball State (12/30/06)
TURNOVERS.....	7	vs IUPUI (12/22/06)
	7	at Penn State (1/13/07)
FOULS.....	8	at Kentucky (12/09/06)
	14	vs IUPUI (12/22/06)

2006-07 Indiana Men's Basketball
Indiana Player High/Low Analysis (as of Jan 16, 2007)
All games

Indiana - INDIVIDUAL GAME HIGHS

POINTS.....	25	Wilmont, Roderick at Penn State (1/13/07)
	24	Wilmont, Roderick vs Lafayette College (11-13-06)
	23	White, D.J. vs Iowa (01/16/07)
	23	White, D.J. at Kentucky (12/09/06)
	22	White, D.J. vs Butler (11-14-06)
	22	Calloway, Earl vs Lafayette College (11-13-06)
FIELD GOALS MADE.....	10	White, D.J. vs Iowa (01/16/07)
	10	White, D.J. at Kentucky (12/09/06)
FIELD GOAL ATT.....	23	Wilmont, Roderick at Penn State (1/13/07)
	19	White, D.J. at Kentucky (12/09/06)
FG PCT (min 5 made).....	1.000 (6-6)	Ratliff, A.J. vs Purdue (01/10/07)
	.857 (6-7)	Calloway, Earl vs IUPUI (12/22/06)
3 PT FG MADE.....	7	Wilmont, Roderick at Penn State (1/13/07)
	6	Wilmont, Roderick vs Lafayette College (11-13-06)
3 PT FG ATTEMPTS.....	17	Wilmont, Roderick at Penn State (1/13/07)
	11	Ratliff, A.J. vs Charlotte (12/2/06)
	11	Wilmont, Roderick vs Lafayette College (11-13-06)
3-PT FG PCT (min 2 made).....	1.000 (4-4)	Ratliff, A.J. vs Purdue (01/10/07)
	1.000 (2-2)	Shaw, Joey vs Purdue (01/10/07)
	1.000 (2-2)	Shaw, Joey vs Western Illinois (12/6/06)
FREE THROWS MADE.....	10	Calloway, Earl vs Western Michigan (12/20/06)
	8	Calloway, Earl vs IUPUI (12/22/06)
FREE THROW ATT.....	11	Calloway, Earl vs Western Michigan (12/20/06)
	10	Calloway, Earl vs IUPUI (12/22/06)
FT PCT (min 3 made).....	1.000 (5-5)	White, D.J. at Ohio State (01/02/07)
	1.000 (4-4)	Bassett, Armon vs Iowa (01/16/07)
	1.000 (4-4)	Calloway, Earl vs Purdue (01/10/07)
	1.000 (4-4)	Calloway, Earl at Ohio State (01/02/07)
	1.000 (4-4)	Stemler, Lance vs IUPUI (12/22/06)
	1.000 (4-4)	Bassett, Armon vs Southern Illinois (12-17-06)
	1.000 (4-4)	Bassett, Armon vs Western Illinois (12/6/06)
	1.000 (4-4)	White, D.J. vs Butler (11-14-06)
	1.000 (3-3)	Stemler, Lance vs Michigan State (01/07/07)
	1.000 (3-3)	White, D.J. at Kentucky (12/09/06)
REBOUNDS.....	12	White, D.J. vs Iowa (01/16/07)
	12	Wilmont, Roderick at Penn State (1/13/07)
	12	White, D.J. vs Western Michigan (12/20/06)
	12	White, D.J. vs Charlotte (12/2/06)
ASSISTS.....	9	Bassett, Armon vs Chicago State (11/19/06)
	9	Calloway, Earl vs Lafayette College (11-13-06)
STEALS.....	5	Wilmont, Roderick vs Lafayette College (11-13-06)
	4	Calloway, Earl vs Western Michigan (12/20/06)
BLOCKED SHOTS.....	5	White, D.J. vs Purdue (01/10/07)
	5	White, D.J. vs Western Michigan (12/20/06)
	5	White, D.J. vs Indiana State (11/17/06)
TURNOVERS.....	5	Calloway, Earl vs Indiana State (11/17/06)
	4	Calloway, Earl vs Iowa (01/16/07)
	4	Calloway, Earl vs Western Michigan (12/20/06)
	4	White, D.J. vs Southern Illinois (12-17-06)
	4	Bassett, Armon vs Charlotte (12/2/06)
	4	Suhr, Errek at Duke (11/28/06)
	4	Ratliff, A.J. vs Chicago State (11/19/06)
	4	Calloway, Earl vs Butler (11-14-06)

FOULS.....

4 Ratliff, A.J. vs Butler (11-14-06)
4 Calloway, Earl vs Lafayette College (11-13-06)
5 Keeling, Xavier at Penn State (1/13/07)
5 Shaw, Joey vs Purdue (01/10/07)
5 Shaw, Joey at Ohio State (01/02/07)
5 Calloway, Earl vs Southern Illinois (12-17-06)
5 Allen, Ben at Duke (11/28/06)

2006-07 Indiana Men's Basketball
Indiana High/Low Analysis (as of Jan 16, 2007)
All games

OPPONENT INDIVIDUAL GAME HIGHS

POINTS.....	23	ALEXANDER, De'Angelo vs Charlotte (12/2/06)
	23	Holston, David vs Chicago State (11/19/06)
	21	Haluska, Adam vs Iowa (01/16/07)
	21	Oden, Greg at Ohio State (01/02/07)
	20	GRAVES, A.J. vs Butler (11-14-06)
FIELD GOALS MADE.....	9	Holston, David vs Chicago State (11/19/06)
	8	Smith, Tyler vs Iowa (01/16/07)
	8	ALEXANDER, De'Angelo vs Charlotte (12/2/06)
FIELD GOAL ATT.....	18	GRAVES, A.J. vs Butler (11-14-06)
	17	Smith, Tyler vs Iowa (01/16/07)
	17	ALEXANDER, De'Angelo vs Charlotte (12/2/06)
FG PCT (min 5 made).....	.857 (6-7)	STOVALL, Peyton vs Ball State (12/30/06)
	.833 (5-6)	Hunter, Othello at Ohio State (01/02/07)
3 PT FG MADE.....	3	Morrissey, Danny at Penn State (1/13/07)
	3	STOVALL, Peyton vs Ball State (12/30/06)
	3	PATTERSON, Gary vs IUPUI (12/22/06)
	3	REDELL, Michael vs Western Michigan (12/20/06)
	3	ALEXANDER, De'Angelo vs Charlotte (12/2/06)
	3	DeMarcus Nelson at Duke (11/28/06)
	3	Holmstrom, Cole vs Indiana State (11/17/06)
3 PT FG ATTEMPTS.....	10	GRAVES, A.J. vs Butler (11-14-06)
	8	PATTERSON, Gary vs IUPUI (12/22/06)
	8	ALEXANDER, De'Angelo vs Charlotte (12/2/06)
	8	Holmstrom, Cole vs Indiana State (11/17/06)
3-PT FG PCT (min 2 made).....	1.000 (2-2)	WILLIAMS, Carlos vs Charlotte (12/2/06)
	.750 (3-4)	STOVALL, Peyton vs Ball State (12/30/06)
FREE THROWS MADE.....	10	GRAVES, A.J. vs Butler (11-14-06)
	9	Oden, Greg at Ohio State (01/02/07)
FREE THROW ATT.....	10	Oden, Greg at Ohio State (01/02/07)
	10	GRAVES, A.J. vs Butler (11-14-06)
	10	GREEN, Mike vs Butler (11-14-06)
FT PCT (min 3 made).....	1.000 (10-10)	GRAVES, A.J. vs Butler (11-14-06)
	1.000 (8-8)	Walton, Travis vs Michigan State (01/07/07)
	1.000 (8-8)	MONTGOMERY, Austin vs IUPUI (12/22/06)
	1.000 (8-8)	KOOL, David vs Western Michigan (12/20/06)
	1.000 (6-6)	Bradley, Ramel at Kentucky (12/09/06)
	1.000 (6-6)	BETLEY, Matt vs Lafayette College (11-13-06)
	1.000 (4-4)	Morrissey, Danny at Penn State (1/13/07)
	1.000 (4-4)	Jackson, David at Penn State (1/13/07)
	1.000 (4-4)	Hunter, Othello at Ohio State (01/02/07)
	1.000 (4-4)	SMITH, Angelo vs IUPUI (12/22/06)
	1.000 (4-4)	Jamaal Tatum vs Southern Illinois (12-17-06)
	1.000 (4-4)	Hunter, Sammy vs Western Illinois (12/6/06)
	1.000 (4-4)	Holston, David vs Chicago State (11/19/06)
	1.000 (3-3)	Joseph, Maurice vs Michigan State (01/07/07)
REBOUNDS.....	12	REITZ, Joe vs Western Michigan (12/20/06)
	11	NEWELL, Anthony vs Ball State (12/30/06)
ASSISTS.....	10	Conley Jr., Mike at Ohio State (01/02/07)
	7	Moore, Gabriel vs Indiana State (11/17/06)
STEALS.....	6	WILLIAMS, Carlos vs Charlotte (12/2/06)
	4	ALEXANDER, De'Angelo vs Charlotte (12/2/06)
	4	Moore, Gabriel vs Indiana State (11/17/06)
	4	GRAVES, A.J. vs Butler (11-14-06)
BLOCKED SHOTS.....	4	Oden, Greg at Ohio State (01/02/07)
	4	Morris, Randolph at Kentucky (12/09/06)

TURNOVERS.....
FOULS.....

8 ABDULLAH, Bilal vs Lafayette College (11-13-06)
7 BETLEY, Matt vs Lafayette College (11-13-06)
5 Looby, Kurt vs Iowa (01/16/07)
5 Ibok, Idong vs Michigan State (01/07/07)
5 GARY, Shawntes vs Western Michigan (12/20/06)
5 Greg Paulus at Duke (11/28/06)
5 Henderson, Michael vs Chicago State (11/19/06)
5 Wells, Norman vs Indiana State (11/17/06)
5 Wurtz, Trent vs Indiana State (11/17/06)
5 BETLEY, Matt vs Lafayette College (11-13-06)