



# LOUISVILLE CARDINALS FOOTBALL

## GAME 12

**Opponent:** Rutgers  
**Date:** Nov. 26, 2010  
**Kickoff Time:** 11:00 a.m.  
**Site:** Rutgers Stadium  
**Capacity:** 55,000  
**Records:** Louisville (5-6, 2-4); Rutgers (4-6, 1-4)  
**Series:** Rutgers leads 7-2  
**Rankings:** Neither team is ranked  
**Twitter Updates:** twitter.com/UofLSports  
**Livestats:** www.UofLSports.com

### Head Coaches:

**Louisville:** Charlie Strong (5-7/1)  
**Rutgers:** Greg Schiano (59-61/10)

### Television: ESPN2

Mike Gleason (play-by-play)  
 John Congemi (color)

### Radio: WHAS 840 AM

Paul Rogers (play-by-play)  
 Stefan LeFors (analyst)  
 Doug Ormay (sidelines)

### Satellite Radio: Sirius 113

**Website:** www.UofLSports.com

### 2010 LOUISVILLE SCHEDULE (5-6 Overall, 2-4 BIG EAST)

Sept. 4	Kentucky (ABC)	L, 16-23
Sept. 11	E. Kentucky (WHAS)	W, 23-13
Sept. 18	at Oregon St. (FoxNW)	L, 28-35
Oct. 2	at Arkansas St. (ESPN3)	W, 34-24
Oct. 9	Memphis (ESPN3)	W, 56-0
Oct. 15	Cincinnati (ESPN2)*	L, 27-35
Oct. 23	Connecticut* (ESPNU)	W, 26-0
Oct. 30	at Pittsburgh* (BE Network)	L, 3-20
Nov. 6	at Syracuse* (BE Network)	W, 28-20
Nov. 13	USF* (ESPNU) (OT)	L, 21-24
Nov. 20	West Virginia* (BE Network)	L, 10-17
Nov. 26	at Rutgers* (ESPN2)	11:00 am

\* BIG EAST Conference Game

### 2010 RUTGERS SCHEDULE 4-6, 1-4 BIG EAST

Sept. 2	Norfolk State	W, 31-0
Sept. 11	at Fla. International	W, 19-14
Sept. 25	North Carolina	L, 13-17
Oct. 2	Tulane	L, 14-17
Oct. 8	Connecticut*	W, 27-24
Oct. 16	Army (ot)	W, 23-20
Oct. 23	at Pittsburgh*	L, 21-41
Nov. 3	at USF*	L, 27-28
Nov. 13	Syracuse*	L, 10-13
Nov. 20	at Cincinnati*	L, 38-69
Nov. 26	Louisville*	11:00 am
Dec. 4	at West Virginia*	TBA

\* BIG EAST Conference Game

### Cardinals Close Out 2010 Season at Rutgers

■ The Cardinals will close out the 2010 season with a visit to Rutgers Stadium to face the Scarlet Knights of Rutgers on Friday, Nov. 26 at 11:00 a.m. The game will be televised by ESPN2.

■ Rutgers leads the all-time series against the Cardinals 7-2, and has won the last two meetings in the series, including a 34-14 win in Louisville last season. The Cardinals last win in the series was a 41-38 win at home in 2007.

■ The Cardinals dropped their second-straight home game, falling 17-10 to West Virginia on Saturday. Louisville was held to a season-low 171 yards of total offense and a season-low 26 yards on the ground.

■ The Louisville defense continued to play spirited football, limiting the Mountaineers to 261 yards of total offense. It marked the fifth-straight contest which the Cardinals held an opponent to less than 300 yards of total offense.

■ Making his third straight start at quarterback, senior **Justin Burke** was 12-for-24 for 145 yards, but threw a crucial interception on the last drive of the game.

■ Senior tight end **Cameron Graham** was the lone bright spot on the Cardinal offense, catching a career-high six passes for 95 yards. He has recorded 33 receptions for 397 yards this season, which is tops amongst BIG EAST tight ends.

■ Senior defensive end **Rodney Gnat** recorded his team-high eighth sack, which led to a touchdown in the 17-10 loss to West Virginia. It was the first defensive touchdown for the Cardinals this season.

### Quick Notes on the Cardinals

■ The Cardinals continue to be stingy on defense, allowing just 302.4 yards of total offense on the year, including just 160.8 yards through the air. Louisville held West Virginia to just 133 through the air, marking the fifth straight opponent to be held to less than 200 yards of passing in a game.

■ Over the last five games, the Louisville defense has been one of the stingiest in the country, allowing 245.2 yards of total offense and 117.0 yards through the air. Louisville has limited its opponents to just two passing touchdowns in the last five games.







■ Louisville recorded its first defensive touchdown of the Charlie Strong era when **Rodney Gnat** forced a fumble and linebacker **Daniel Brown** recovered it in the end zone for a 10-7 lead.

■ Placekicker and punter **Chris Philpott** might have been the game's MVP, booting a 43-yard field goal and averaging 45.9 yards per punt, including a career-best 74-yard boot.

■ The Cardinals have dropped their last seven games when attempting to become bowl eligible. In 2008, the Cardinals were 5-2 before dropping five in a row, and have lost their last two games this season when attempting to become eligible for post-season play.

■ The Cardinals are 2-2 on the road this season with victories at Arkansas State and Syracuse. The defense has played well away from home, giving up 309.8 yards of total offense.

### 2010 LOUISVILLE SCHEDULE/RESULTS

	<b>Sept. 4 KENTUCKY</b>	<b>ABC</b>	<b>L, 16-23</b>
	Louisville, Ky. / Papa John's Cardinal Stadium (55,327) /UK leads 14-9		
	<b>Sept. 11 EASTERN KENTUCKY</b>	<b>WHAS</b>	<b>W, 23-13</b>
	Louisville, Ky. / Papa John's Cardinal Stadium (51,427) /Louisville leads 17-8-1		
	<b>Sept. 18 at Oregon State</b>	<b>FoxSports NW</b>	<b>L, 28-35</b>
	Corvallis, Ore. / Reser Stadium (45,379) /Series tied 1-1		
	<b>Oct. 2 at Arkansas State</b>	<b>ESPN3.com</b>	<b>W, 34-24</b>
	Jonesboro, Ark. / ASU Stadium (25,219) /Louisville leads 2-0		
	<b>Oct. 9 MEMPHIS</b>	<b>ESPN3.com</b>	<b>W, 56-0</b>
	Louisville, Ky. / Papa John's Cardinal Stadium (48,427) /Louisville leads 23-19		
	<b>Oct. 15 CINCINNATI</b>	<b>ESPN</b>	<b>L, 27-35</b>
	Louisville, Ky. / Papa John's Cardinal Stadium (55,106) /Cincinnati leads 28-20-1		
	<b>Oct. 23 CONNECTICUT</b>	<b>ESPNU</b>	<b>W, 26-0</b>
	Louisville, Ky. / Papa John's Cardinal Stadium (48,591) /Louisville leads 4-3		
	<b>Oct. 30 at PITTSBURGH*</b>	<b>BIG EAST TV</b>	<b>L, 3-20</b>
	Pittsburgh, Pa./ Heinz Field (65,050) /Pittsburgh leads 8-6		
	<b>Nov. 6 at SYRACUSE</b>	<b>BIG EAST TV</b>	<b>W, 28-20</b>
	Syracuse, Ny. / Carrier Dome (49,262) /Series tied 5-5		
	<b>Nov. 13 USF*</b>	<b>ESPNU</b>	<b>L, 21-24</b>
	Louisville, Ky. / Papa John's Cardinal Stadium (55,000) /USF leads 5-3		
	<b>Nov. 20 WEST VIRGINIA*</b>	<b>BIG EAST TV</b>	<b>L, 10-17</b>
	Louisville, Ky. / Papa John's Cardinal Stadium (55,000) /WVU leads 10-2		
	<b>Nov. 26 at Rutgers*</b>	<b>ESPN2</b>	<b>11:00 a.m.</b>
	Piscataway, N.J. / Rutgers Stadium (52,454) /Rutgers leads 7-2		

# 2010 UNIVERSITY OF LOUISVILLE DEPTH CHART VS. RUTGERS

## OFFENSE

### QUARTERBACK

13	Justin Burke (or)	6-3	226	Sr.
9	Adam Froman	6-4	218	Sr.
4	Will Stein	5-10	185	So.

### RUNNING BACK

15	Bilal Powell	6-0	215	Sr.
20	Victor Anderson	5-10	186	Jr.
45	Blayne Donnell	5-8	190	Sr.
28	Jeremy Wright	5-11	199	r-Fr.

### X-WIDE RECEIVER

1	Josh Bellamy	6-0	205	Jr.
7	Damian Copeland	6-0	178	r-Fr.

### H-WIDE RECEIVER

27	Doug Beaumont	5-9	186	Sr.
89	Scott Radcliff	5-10	182	So.

### Z-WIDE RECEIVER

14	Andrell Smith	6-4	212	So.
89	Scott Radcliff	5-10	182	So.

### TIGHT END

83	Cameron Graham	6-4	248	Sr.
85	Nate Nord	6-5	230	So.
11	Josh Chichester	6-9	240	Jr.
82	Pete Nochta	6-6	245	Sr.

### LEFT TACKLE

78	Byron Stingily	6-5	300	Sr.
75	Ryan Kessling	6-5	297	Jr.

### LEFT GUARD

79	Mark Wetterer	6-5	306	Sr.
62	John Clark	6-2	292	Jr.

### CENTER

55	Mario Benavides	6-4	304	So.
66	Alex Kupper	6-3	289	So.

### RIGHT GUARD

65	Josh Byrom	6-5	300	Sr.
70	Conrad Thomas	6-6	315	Sr.

### RIGHT TACKLE

76	Greg Tomczyk	6-6	287	Sr.
74	Jeff Adams	6-8	295	Sr.

## DEFENSE

### FOX END

44	B.J. Butler	6-2	264	Fr.
91	William Savoy	6-1	245	Jr.
47	Malcolm Mitchell	6-2	235	r-Fr.

### DEFENSIVE TACKLE

92	Brandon Dunn	6-3	282	Fr.
6	Greg Scruggs	6-4	273	Jr.

### NOSE TACKLE

93	Roy Philon	6-3	277	r-Fr.
97	Tim High	6-2	298	Sr.

### DEFENSIVE END

90	Malcolm Tatum	6-3	260	Sr.
58	Rodney Gnat	6-3	255	Sr.

### SAM LINEBACKER

24	Daniel Brown	6-1	219	So.
17	Marcus Smith	6-4	211	Fr.

### MIKE LINEBACKER

52	Antwone Canady	6-0	244	Sr.
46	Dexter Heyman	6-3	238	Jr.
2	Preston Brown	6-2	249	Fr.

### WEAKSIDE LINEBACKER

5	Brandon Heath	6-1	215	Sr.
41	Eugene Sowell	6-0	208	Sr.
17	Marcus Smith	6-4	211	Fr.

### CORNERBACK

42	Bobby Burns	5-11	180	Sr.
8	Darius Ashley	5-8	186	So.

### STRONG SAFETY

29	Hakeem Smith	6-1	175	r-Fr.
23	Terence Simien	6-3	207	Jr.

### FREE SAFETY

36	Shenard Holton	6-1	190	So.
33	Mike Evans	5-10	180	Jr.

### CORNERBACK

19	Johnny Patrick	6-0	186	Sr.
32	Seniorise Perry	6-0	180	Fr.

## SPECIAL TEAMS

### PUNTER

12	Chris Philpott	6-0	191	Jr.
40	Josh Bleser	6-2	208	Jr.

### PLACEKICKER

12	Chris Philpott	6-0	191	Jr.
35	Andrew Fletcher	5-8	162	Fr.

### LONG SNAPPER

60	Daniel Weedman	5-11	243	Sr.
33	Grant Donovan	6-1	192	Fr.

### HOLDER

40	Josh Bleser	6-2	200	Jr.
4	Will Stein	5-10	185	r-Fr.

### PUNT RETURNERS

27	Doug Beaumont	5-9	186	Sr.
1	Josh Bellamy	6-0	205	Jr.

### KICKOFF RETURNERS

10	Dominique Brown	6-2	215	Fr.
28	Jeremy Wright	5-11	199	r-Fr.
1	Josh Bellamy	6-0	205	Jr.
20	Victor Anderson	5-10	186	Jr.

### Pronunciation Guide

Mario Benavides (ben-uh-vee-dezz)  
 Josh Bleser (blay-zer)  
 Antwone Canady (can-a-day)  
 Kai Dominguez (duh-ming-gezz)  
 Isaac Geffrad (jeff-rod)  
 Jacob Geffrad (jeff-rod)  
 Rodney Gnat (nat)  
 Zach Kiernan (keer-nin)  
 Zach Meagher (mee-grr)  
 Pete Nochta (knock-tuh)  
 Jordon Paschal (pass-kull)  
 Troy Pascley (pays-lee)  
 Seniorise Perry (suh-norr-iss)  
 Roy Philon (puh-lawn)  
 Hunter Stout (rhymes with shout)  
 Titus Teague (rhymes with league)  
 Greg Tomczyk (tom-check)  
 Mark Wetterer (wet-er-rurr)

**Louisville Media Information and Policies**

**Louisville Media Relations**

**Mailing Address**

University of Louisville Sports Information  
2100 South Floyd St.  
Louisville, Ky. 40292  
Phone: 502-852-6581  
FAX: 502-852-7401

Rocco Gasparro  
Assistant Sports Information Director (Football Contact)  
office: 502-852-0102  
email: rocco.gasparro@louisville.edu  
cell: 502-262-2258

Kenny Klein (Credentials)  
Senior Associate Athletic Director for Media Relations  
office: 502-852-6581  
email: kenny.klein@louisville.edu  
cell: 502-599-7865

Kathy Tronzo  
Program Assistant  
office: 502-852-6581  
email: kathy.tronzo@louisville.edu

**UofLSports.com**

**GENERAL POLICIES**

**WEEKLY PRESS CONFERENCE**

Head coach Charlie Strong hosts a weekly press conference with selected players each Monday in the recruiting lounge of the Howard Schnellenberger Football Complex at Noon. Lunch will be served at 11:45 a.m. If media has a specific player request for the press conference, please let Rocco Gasparro know at 502-852-0102 or by email at rocco.gasparro@louisville.edu before Monday. If a player has a class conflict, another time can be arranged.

**OTHER AVAILABILITY**

Charlie Strong: In addition to Louisville's media press conference, Strong will be available following practice on Wednesday. He will also be accessible on Monday's BIG EAST Teleconference at 11:10 a.m.

Players: All player interviews must be arranged through the University of Louisville Sports Information Office and football contact Rocco Gasparro. During the season, U of L players are available on Tuesdays and Wednesdays following

practice. No player interviews will be arranged after Wednesday on the week of the game.

**BIG EAST CONFERENCE CALL**

Every Monday throughout the season each BIG EAST coach will be available via conference call from 11:00 a.m. to 12:10 p.m. ET. Each coach will be available for 10 minutes. Media representatives wishing to participate in the teleconference should contact the BIG EAST office (401-453-0660) or consult the weekly press release for the phone number. The teleconference can also be heard live and on replay via the Internet. Check out the BIG EAST site at www.bigeast.org/airwaves for the link. The schedule of coaches is as follows:

- 11:00 a.m. ....Greg Schiano, Rutgers
- 11:10 a.m. ....Charlie Strong, Louisville
- 11:20 a.m. ....Dave Wannstedt, Pittsburgh
- 11:30 a.m. ....Bill Stewart, West Virginia
- 11:40 a.m. ....Randy Edsall, Connecticut
- 11:50 a.m. ....Doug Marrone, Syracuse
- Noon .....Butch Jones, Cincinnati
- 12:10 p.m. ....Skip Holtz, South Florida

**PRACTICE**

All practices will be closed to the media and fans. Please contact Rocco Gasparro for permission to come after practice to interview any of the players, head coach Charlie Strong or any of the assistant coaches.

**WORKING CREDENTIALS**

To obtain credentials for a University of Louisville home contest, contact the Sports Information Department well in advance of the game. Due to space constraints, credentials will be limited to working media only. If media credentials are not picked up in advance, they will be available for pickup at the West Ticket Booth located outside Gate 7 of Papa John's Cardinal Stadium. Media should enter through Gate 8 to gain access to elevators for the press box. No credentials will be mailed. Please direct all requests to: Kenny Klein, Sports Information Director, University of Louisville, Louisville, Ky. 40292. Media members wishing to cover U of L on the road are encouraged to contact Klein at least two weeks prior to the contest to secure credentials.

**PRESS PARKING**

Press parking is limited and will be provided on a first-come, first-served basis as available. Contact the Louisville Sports Information Office regarding details and directions to the press parking areas.

**PHOTOGRAPHERS**

All photographers must wear a sideline pass and armband to be allowed on the playing field. NCAA rules limit shooting to outside the restraining line around the field and outside designated team areas (between the 30-yard lines). Passes can be acquired before the game, on the field or in the press box during the game.

**GAME WEEK AVAILABILITY**

Monday (9:30 a.m.)	Taping of Coach Strong TV Show  Coach Strong BE Teleconference (11:10 a.m. to 11:20 a.m.)  Coach Strong Press Conference (Noon-1:00 p.m.)
Tuesday	Postpractice Interviews (Players and Assistant Coaches)
Wednesday	Postpractice Interviews (Coach Strong and Players)
Thursday	Coach Strong Weekly Radio Show

**VISITING RADIO STATIONS**

Permission to broadcast a U of L game from Papa John's Cardinal Stadium should be requested through Kenny Klein. Stations must order their own phone lines through the Louisville office of BellSouth (800/477-4459), listing Klein as the contact person for placement of the line. A booth, which comfortably accommodates five, is available for the official station of the visiting team.

**COLLEGEPRESSBOX.COM**

Collegepressbox.com is the official website for BIG EAST football. Access and download weekly game notes, quotes, statistics, media guides for the conference and each of its eight members throughout the season. Login information will be distributed to accredited media or you can apply for a password by sending an e-mail to password@collegepressbox.com.

**CHARLIE STRONG RADIO SHOW**

Affiliates on the Louisville Radio Network carry the Charlie Strong Show each Thursday night at 7:00 p.m. The show originates from the Tumbleweed Restaurant on the River and is open to the public with a reservation.

**CHARLIE STRONG TELEVISION SHOW**

The weekly Charlie Strong Television Show called "Strong Side" can be seen each Saturday at 9:30 a.m. on WHAS-11 TV. The half-hour program, produced by Debbie Harbsmeier and hosted by Paul Rogers, features head coach Charlie Strong, player and coach features, highlights of previous games and previews of upcoming opponents.



**GAME #12 • Louisville (5-6, 2-4 BIG EAST) vs. Rutgers (4-6, 1-4 BIG EAST) • Piscataway, N.J.**

► Below are the records and streaks for Louisville

	2010	STREAK	UNDER STRONG
Overall	5-6	L2	5-6
Home	3-4	L2	3-4
Road/Neut.	2-2	W1	2-2
BIG EAST	2-4	L2	2-4
BE Home	1-3	L2	1-3
BE Road	1-1	W1	1-1

**AROUND THE BIG EAST**

**2010 STANDINGS**

	BIG EAST		OVERALL	
Pittsburgh	4-1	.800	6-4	.600
West Virginia	3-2	.600	7-3	.700
Connecticut	3-2	.000	6-4	.500
Syracuse	4-3	.571	7-4	.636
USF	3-3	.500	6-4	.600
Cincinnati	2-3	.400	4-6	.400
Louisville	2-4	.333	5-6	.455
Rutgers	1-3	.250	4-5	.444

**UPCOMING GAMES**

**Friday, November 26**

Louisville at Rutgers (ESPN2)  
West Virginia at Pitt (ABC)

**Saturday, November 27**

Cincinnati at Connecticut  
USF at Miami (Fla.)  
Boston College at Syracuse

**Saturday, December 4**

Pitt at Cincinnati (ABC/ESPN/ESPN2)  
Connecticut at West Virginia(ABC/ESPN/ESPN2)

**Rutgers-Louisville History**

**Overall series record:** Rutgers leads 7-2

**Current streak:** Rutgers 2

**At Louisville:** Rutgers leads 3-2

**At Rutgers:** Rutgers leads 4-0

**Under Charlie Strong:** First meeting

■ Rutgers leads the overall series 7-2, including a 34-14 win over the Cardinals last season at Papa John's Cardinal Stadium. Louisville is 2-3 all-time against Rutgers since joining the BIG EAST in 2005.

■ Friday's game marks the second straight year the Scarlet Knights and Cardinals square off on a Friday morning.

■ The series began in 1976 and the Scarlet Knights won the first meeting of the series, a 34-0 decision in Piscataway. Rutgers went on to win the first four meetings, before Louisville crushed Rutgers in a 56-5 decision during the 2005 campaign. Louisville's last win in the series came on Nov. 29, 2007, when Louisville defeated Rutgers 41-38 on an Art Carmody 33-yard field goal with just over three minutes remaining.

■ Louisville and Rutgers have each won one game by three points and one game by at least 49 points over the course of the series. Louisville earned a 51 point win over Rutgers in 2005, taking a 56-5 decision at Papa John's Cardinal Stadium, while Rutgers took a 63-14 decision in the 2008 meeting in Piscataway. Rutgers edge out a three point victory in 2006 (28-25) and Cardinals followed with a three point victory in 2007 (41-38).

■ The 2008 game at Rutgers featured an offensive shootout as Rutgers finished with 63 points, behind a 35-point outburst in the second quarter. Rutgers started the game on a 49-0 run before Brock Bolen crossed the goal line in the third quarter to put the Cardinals on the board.

■ Mike Teel passed for 447 yards and seven touchdowns, while completing just 21 passes during the last game in Piscataway. Hunter Cantwell added 270 yards in the air to go along with 24 completions for the Cardinals. Combined, the two quarterbacks threw for 717 yards, an average of 15.9 yards per completion.

■ Louisville turned the ball over twice against the Scarlet Knights in their last meeting at Piscataway, leading to seven points for Rutgers. Rutgers scored on nine of their 11 drives, while punting once during the game.

■ Charlie Strong will face Rutgers for the first time in his career as a head coach.

**A Closer Look at Rutgers Series**

**Rutgers leads 7-2**

	Home: 2-3	Away: 0-4
Nov. 6, 1976 (A)	0	34
Nov. 25, 1979 (H)	7	31
Oct. 20, 1984 (A)	21	38
Nov. 1, 1986 (H)	0	41
Nov. 11, 2005 (H)	56	5
Nov. 9, 2006 (A)	25	28
Nov. 29, 2007 (H)	41	38
Dec. 4, 2008 (A)	14	63
Nov. 28, 2009 (H)	34	14

**Louisville vs. BIG EAST**

Cincinnati	20-28-1
Connecticut	3-3
Pittsburgh	7-6
Rutgers	2-7

USF	3-5
Syracuse	5-5
West Virginia	2-10

**Last Meeting vs. Rutgers**

Mohamed Sanu ran for 148 yards and two touchdowns to lead Rutgers past Louisville 34-14. Joe Martinek added 90 yards and a touchdown, while quarterback Tom Savage threw for a score and ran for another as the Scarlet Knights bounced back from an ugly loss to Syracuse last week. Adam Froman passed for 254 yards and a touchdown for Louisville, which has posted consecutive losing seasons for the first time since 1996-97. Rutgers scored touchdowns on its first four possessions and the Cardinals would get no closer than 14 the rest of the way to end another disappointing season under coach Steve Kragthorpe. Sanu did a little bit of everything. Working out of Rutgers' wildcat formation, he found plenty of holes in the Louisville defense, particularly after the Cardinals lost starting middle linebacker Jon Dempsey to a knee injury in the first half. Rutgers scored a touchdown on each of its first four possessions, taking turns alternately grinding things on the ground with Martinek and Sanu and hitting for big plays through the air with Savage and Tim Brown. Martinek got things going with a 2-yard touchdown run and Savage followed it up with a 3-yard scoring run the next time the Scarlet Knights had the ball. His run showcased the biggest difference between the two programs: size and strength. Louisville was able to get back in it momentarily on a touchdown pass from Froman to Trent Guy - one of the few holdovers from the Petrino era - but the Scarlet Knights needed just six plays to jump back in front 21-7 on a 4-yard run by Sanu. Savage added a 32-yard touchdown pass to Brown to put the Scarlet Knights up 28-7 at the half.

**In the Month of November**

Charlie Strong is 1-2 in the month of November after losing 17-10 to West Virginia last Saturday.

**Rutgers-Louisville Connections**

■ Louisville linebacker **Patrick Grant** attended Boyd Anderson as did Rutgers linebacker Marcus Thompson.

■ Louisville freshman running back **Kamal Hogan** and freshman cornerback **Kai Dominguez** attended St. Joseph's Regional School as did Rutgers defensive back Patrick Kivlehan and linebacker Steve Beauharnais.

■ Louisville offensive tackle **Greg Tomczyk** attended The Hun School with Rutgers defensive lineman Anthony La Lota.

**Strong at Papa John's Cardinal Stadium**

Charlie Strong closed out his first home season as head coach with a 3-4 mark after falling 17-10 to West Virginia last Saturday.

**Strong on the Road**

Charlie Strong is 2-2 on the road as a head coach, after defeating Syracuse 28-20 in the Carrier Dome on October 30.



**Keeping it Close**

While head coach Charlie Strong doesn't believe in moral victories, the Cardinals have done a good job of giving themselves a chance to win. Louisville has lost its six games by a total of 49 points, dropping a 23-16 decision to Kentucky, a 35-28 loss at Oregon State, a 35-27 defeat on Oct. 15 versus Cincinnati, a 24-21 overtime loss to USF on Nov. 13 and last Saturday's 17-10 loss to West Virginia. The worst defeat came Oct. 30 in a 20-3 defeat at Pittsburgh.

**Cardinals versus the BIG EAST**

The Cardinals joined the BIG EAST Conference in 2005 and have won one title in their first six seasons in the league. Louisville owns a mark of 18-23. The Cardinals posted their best conference record with a 6-1 record in 2006. However, Louisville is just 4-16 in the BIG EAST over the last three seasons.

**Turning it Around**

Turnovers have been one of the biggest reasons why the Cardinals have struggled en route to three straight losing seasons. Over the last three seasons, the Cardinals were -15 in turnover margin, including -12 in 2008 and -3 in 2009. The Cardinals' last winning season was in 2006 and Louisville consequently posted a +2 margin. Through 11 games in 2010, Louisville is tied for 48th nationally with a +1 margin. Louisville is +6 in the last seven games, but is -3 in the last four games. Louisville is 1-4 when turning the football over more than the opposition.

**Strong Named 21st Head Coach**

Head coach Charlie Strong made his head coaching debut on Saturday, Sept. 4 when the Cardinals lost to the Kentucky Wildcats 23-16. Strong served 27 years as an assistant coach, including the last seven years as the defensive coordinator at the University of Florida, where he had three other stints with the Gators. A native of Batesville, Ark., Strong was also the defensive coordinator at South Carolina (1999-02), the defensive line coach at Notre Dame (1995-98), the wide receiver coach at Ole Miss (1990) and Southern Illinois (1986-87) and was also a graduate assistant at Texas A&M (1985).

**Strong Owns A Pair of National Titles**

Head coach Charlie Strong definitely brings a lot of experience to the University of Louisville, but he also brings a lot of hardware to the sideline for the Cardinals. Strong owns a pair of national titles while coaching at Florida. The Gators defeated Oklahoma in the 2009 title game and also handled Ohio State in the 2007 championship game. Strong also has coached in a total of 20 bowl games.

**Strong Ties**

Head coach Charlie Strong has been fortunate to work for some outstanding coaches during his coaching career. Throughout his stints as an assistant coach, Strong has worked for three head coaches who have won national titles. He worked under Urban Meyer, who won a pair of titles at Florida, and Steve Spurrier, who also captured a title at Florida. He also worked for the legendary Lou Holtz, who earned a title at Notre Dame.

**Strong Looking to Close as a Winner**

Head coach Charlie Strong is attempting to close his first season as a head coach with a winning record. The last first-year Louisville head coach to post a non-losing record was Steve Kragthorpe, who went 6-6 in 2007. Bobby Petrino went 9-4 in 2003, John L. Smith went 7-5 in 1998 and Ron Cooper was 7-4 in 1995. Howard Schnellenberger was the last first-year head coach to have a losing mark when he went 2-9 in 1985.

**Fresh Look**

There are a total of 33 players that were either freshmen or sophomores who have played in the first 10 games for the Cardinals. Included in that number are 10 true freshmen. A total of 14 underclassmen have played significant snaps on the defensive side of the football. Three true freshmen have earned starts thus far in 2010- defensive end B.J. Butler, defensive tackle Brandon Dunn and linebacker Marcus Smith. Louisville is tied for fourth nationally by playing 23 true or red-shirt freshmen this season.

**Total Freshman Played in 2010**

Marshall	27
Tennessee	26
Western Kentucky	24
Baylor	23
Colorado State	23
Oklahoma State	23

Louisville	23
Vanderbilt	23
Florida State	23
UNLV	23
Louisiana-Monroe	22
Auburn	20
Purdue	20
Tulane	20

**A Fresh Start**

16 Louisville players have made their first career starts this season — four on offense, 12 on defense. Included in that number were three freshmen. Sophomore wide receiver Andrell Smith and junior Josh Bellamy both made their first starts on offense in 2010 in the loss to Kentucky. In the win over Arkansas State, Alex Kupper made his first start at center. Jeremy Wright started in the loss to South Florida on Nov. 13. On defense, 11 players have made their first starts in 2010: DT Randy Salmon, DT Tim High, LB Daniel Brown, S Mike Evans, S Hakeem Smith, S Shenard Holton, DT Roy Philon, LB Eugene Sowell, DE B.J. Butler, LB Marcus Smith and DT Brandon Dunn made his first start on Oct. 23 versus Connecticut. Punter Josh Bleser also made his collegiate debut on special teams. Darius Ashley made his first start on defense after making four on offense in 2009 at running back.

**Strong Assembles Outstanding Staff**

Head coach Charlie Strong has assembled one of the best coaching staffs in the country. Strong put together a diverse and experienced staff that owns multiple national titles and have come to Louisville from some of the top programs in the country. Quarterbacks coach Mike Groh won a national title at Alabama last season, while running back coach Kenny Carter won one at Florida. Defensive coordinator Vance Bedford, who is also the only coach who coached a player who won the Heisman Trophy on the defensive side of the ball when former Michigan standout Charles Woodson won the award in 1997, has won titles at Michigan and Florida. Offensive coordinator Mike Sanford won a title as a player at USC, while Defensive line coach Clintt Hurtt and wide receivers coach Ron Duggans won national championships at Miami and Florida State, respectively. Secondary coach Larry Slade won a title while an assistant at Tennessee.

**Cardinals Streaks**

- 132 Consecutive games without being shut out (last: 9/23/00 vs. Florida State)
- 33 Consecutive games with a reception by Doug Beaumont (games he has played in)
- 36 Consecutive PATs made by junior Chris Philpott

**Overtime Record**

Louisville is 3-4 all-time in overtime games during the course of their history after falling 24-21 to South Florida on Nov. 13. The Cardinals have dropped three in a row in overtime, including two to South Florida. The Cardinals lost 46-44 in triple overtime at West Virginia on Oct. 15, 2005. It was the only time in school history that Louisville has played a three-overtime contest. Three of the seven overtime games have come versus BIG EAST competition. The last overtime win for the Cardinals in an extra session came on Nov. 14, 2002 when the Cardinals defeated Southern Mississippi 20-17.

**Louisville's Overtime Record (3-4)**

11/13/10	vs. USF	L, 21-24
10/15/05	at West Virginia (3)	L, 44-46
10/4/03	at USF (2)	L, 28-31
11/14/02	at Southern Miss	W, 20-17
9/26/02	Florida State	W, 26-20
9/2/00	Kentucky	W, 40-34
10/7/99	Army	L, 52-59

**Sunshine Staters**

The Cardinals have 25 Florida natives on the roster this season, including six from the greater Miami area. Of that six, one Cardinal attended Miami Northwestern High School in **Michaelee Harris** and two Cardinals graduated from Palmetto High School (**Andrell Smith** and **Jamaine Brooks**). Louisville also has three players from the St. Petersburg area.

**Louisville at Papa John's**

The Cardinals have been solid at home since moving into Papa John's Cardinal Stadium in 1998. Louisville is a solid 61-21 all-time in what coach Strong refers to as "The Oven." After the 56-0 win on Oct. 9 over Memphis, the Cardinals have won seven of the last eight non-conference games at home dating back to the 2008 campaign. The Cardinals recorded a school-record 20-game home winning streak from 2004 to a 38-35 loss to Syracuse in 2007.

**The Quarter(ly) Report**

- The Cardinals have scored in 29 of 45 quarters in 2010.
- Louisville has scored at least a field goal in the fourth quarter of 11 out of the last 13 games.
- The last time the Cardinals were shut out in the fourth quarter was on Nov. 20 in the 17-10 loss to West Virginia.
- Louisville is outscoring opponents 40-31 in the fourth quarter this season. Louisville is outscoring the opposition 58-51 in the first quarter and 129-65 in the second. Louisville is being outscored 58-45 in the third quarter.
- Louisville has held opponents to four fourth quarter touchdown this season, and has held six of 11 opponents this season scoreless in the fourth quarter.

**Cardinals Lose Eight for the Season**

The injury bug has hit the Cardinals pretty hard to start the year. Louisville has already lost four players for the entire season. Sophomore tight end **Stephon Ball** was lost in the spring with a torn ACL. Senior cornerback **Anthony Conner** was also lost in the spring with a torn ACL. Senior offensive lineman **Joe Evinger** had back surgery this summer and is done for the year. Freshman wide receiver **Michaelee Harris** is done for the year with a PCL injury. Freshmen **Tyon Dixon** and **Kamal Hogan** are also done with severe concussions. Red-shirt freshman offensive lineman **Kamran Joyer** is also listed as done for the season with a foot injury. Wide receiver **Jarrett Davis** will also sit out the remaining of the season with a foot injury.

**10 Freshmen Make Debut**

Head coach Charlie Strong has said all along that he was going to put his best players on the field, regardless of the class. That is holding true in 2010 as ten true freshmen have earned playing time this year.

- Linebacker **Marcus Smith**, who started out at quarterback in August, made the switch to linebacker in August and started at the joker position versus Kentucky. He has played a little at linebacker, but is mainly a special teams performer.
- Defensive end B.J. Butler has started four games this season, recording a total of 17 tackles and a pair of sacks.
- Linebacker **Preston Brown** also recorded one tackle in his collegiate debut versus Kentucky. He has played in all 11 games and has a total of seven tackles.
- **Brandon Dunn** has been a significant contributor on the defensive line. He has started four of the last five games and has 12 tackles.
- Wide receiver **Jarrett Davis** made his collegiate debut and was the first to debut on the offensive side of the football. He is done for the year with an injury
- Linebackers **Tyon Dixon** and **Deon Rogers** made their collegiate debuts in the win over Eastern Kentucky on Sept. 11. Rogers has seven tackles playing mainly on special teams.
- Cornerback **Kai Dominguez** and quarterback **Dominique Brown** made their collegiate debuts in the win over versus Arkansas State on Oct. 2. Brown has rushed 20 times for 59 yards and has caught three passes for 32 yards.
- Cornerback **Senorise Perry** made his debut in the win over Memphis on Oct. 9. Perry has five tackles this year.

**Looking for First Non-Losing Season Since 2007**

The Cardinals are trying to become bowl-eligible for the first time since 2007 when they went 6-6, but were passed over for a post-season appearance. At 5-6 heading into its season-finale at Rutgers, Louisville is trying to avoid its second-straight losing campaign since 1996 and 1997 when it went 5-6 and 1-10, respectively.

**Noting West Virginia Game**

- With the 17-10 West Virginia victory, the Mountaineers improve to 10-3 all-time against the Cardinals. The Mountaineers have won the last four contests.
- **Terrence Simien** earned his first start on defense since Louisville's season-opener against Kentucky. Rodney Gnat earned his first start of the season, fourth of his career. The last time Gnat started for the Cardinals was on Nov. 7, 2009, at West Virginia.
- Mike Evans registered his first career sack with less than two minutes remaining in the first quarter. The play resulted in an 11-yard loss.
- The last time Louisville converted a fourth down was earlier this year against Arkansas State. On a fourth-and-3 play, Powell ran the ball 47 yards for a Louisville touchdown, putting the squad up 17-7.
- **Rodney Gnat's** hit on quarterback Geno Smith caused a fumble that was recovered by **Daniel Brown** in the end zone for the score. It was Gnat's eighth career sack, second forced fumble of the season – fourth of his career. It is Brown's first fumble recovery of the season, second of his career.
- The last time the Cardinals recovered a fumble on defense for a touchdown was against Memphis in 2008, when Johnny Patrick returned a fumble by Memphis' Arkelon Hall 21 yards for a touchdown.
- Louisville last recovered a fumble in its opponent's end zone for a touchdown on a defensive play on Sept. 3, 2006, when Zach Anderson sacked Kentucky quarterback Curtis Pulley and then recovered the fumble in the end zone for the score. Prior to that, on Dec. 4, 2004, Tulane fumbled the snap on a play from its own one-yard line and Montavious Stanley fell on the ball in the end zone for six points.
- Daniel Brown tied his career high in tackles (8), which he previously recorded against Pittsburgh earlier this year.
- Chris Philpott's 73-yard punt is tied for the fourth-longest in school history. It is the longest punt since Brandon Brookfield booted one 78 yards in 1992 against Texas A&M. The longest punt in school history was an 89-yarder by Cookie Brinkman in 1968 against Tulsa.
- Chris Philpott's 21-yard scamper on a first-half fake punt was the longest run by a U of L punter since game-by-game records began in 1978. He is just the fourth punter to register a positive-yardage rush since that time, joining Brent Moody (seven-yard rush on Oct. 4, 2003, at USF), Nate Smith (seven-yard run on Oct. 8, 2002, at Memphis) and Chris Sivori (three-yard run on Oct. 28, 2000, against Tulane).

**Stopped Cold**

Despite leading the BIG EAST in rushing, the Louisville running attack was stopped dead in its tracks last Saturday versus West Virginia. Louisville was held to a season-low 26 yards on 30 carries. It marked the lowest output on the ground since the Cardinals recorded 34 yards last season in their 10-9 win over Syracuse. In last Saturday's loss to the Mountaineers, Louisville's punter **Chris Philpott** was the leading rusher when he scampered 21 yards on a fake punt. Red-shirt freshman **Jeremy Wright** ran 13 times for 20 yards.

**Cardinals One of the Most Balanced Teams**

The Cardinals have definitely made a point of running the football, but the coaching staff strives to be balanced. Louisville is one of the most balanced teams in the league, rushing for 177.1 and passing for 194.0. They are the only team in the league averaging over 175.0 yards in each category.

**Rushing-Passing in the BIG EAST**

Team	Rush	Passing
Louisville	177.1	194.0
Connecticut	180.3	150.8
West Virginia	162.7	200.9
Pittsburgh	154.3	207.8
South Florida	152.0	159.6
Cincinnati	161.3	273.1
Syracuse	133.8	180.8
Rutgers	99.9	200.7

**Cardinals at Home in the BIG EAST**

Since joining the BIG EAST Conference in 2005, the Cardinals have played very well at home, going 12-9 overall. Louisville had won just one league game at home in 2008 and 2009, going just 2-5. The Cardinals were 3-0 at home in 2005 and 4-0 in 2006.

**Cardinals on the Road in the BIG EAST**

Head coach Charlie Strong and the Cardinals stopped an 11-game BIG EAST road losing streak with a 28-20 win at Syracuse on Nov. 6. Since joining the BIG EAST in 2005, Louisville is just 6-14 on the road in the league. Louisville is 1-1 on the road in the league this season, losing at Pitts-



burgh and winning at Syracuse.

**Cardinals Lost it at Home**

The Cardinals dipped to 3-4 at home in 2010 after the 17-10 loss to West Virginia. The Cardinals are the first team since 1997 to post a losing record at home. The 1997 squad went 1-5 at Old Cardinal Stadium before moving into Papa John's Cardinal Stadium in 1998.

**Cardinals to Say Goodbye to 25 Seniors**

The Cardinals will play their final game of the season, which will be the final game for the 2010 senior class. Louisville has a total of 25 senior who will play their final game when Louisville takes on Rutgers. The 2010 senior class owns a 20-27 record, and Louisville has dropped its last three senior days with the loss on Saturday.

**2010 Senior Class**

- Jeff Adams
- Doug Beaumont
- Justin Burke
- Bobby Burns
- Josh Byrom
- Antwon Canady
- Antony Conner\*
- Blayne Donnell
- Joe Evinger\*
- Adam Froman
- Rodney Gnat
- Cameron Graham
- Brandon Heath
- Tim High
- Mohamed Kourouma
- Reinhold Leicht
- Pete Nochta
- Troy Paschley
- Johnny Patrick
- Bilal Powell
- Eugene Sowell
- Byron Stingily
- Malcolm Tatum
- Conrad Thomas
- Greg Tomczyk

**QUICK FACTS**

School:	University of Louisville
Location:	Louisville, Ky.
Founded:	1798
Enrollment:	24,000
Conference:	BIG EAST
Colors:	Red and Black
Nickname:	Cardinals
President:	Dr. James Ramsey
Athletic Director:	Tom Jurich
FA Rep:	Elaine Wise
Web Site:	www.UofLSports.com
Stadium:	Papa John's Cardinal Stadium
Capacity:	55,000+

**TEAM INFORMATION**

First Year:	1912
All-Time Record:	446-431-17
Bowl Record:	6-7-1
Head Coach:	Charlie Strong
Record at Louisville:	5-6/1st Season
2010 Record:	5-6
BIG EAST Record:	0-0
Basic Offense:	Multiple
Basic Defense:	4-3
Lettermen Returning:	44
Lettermen Lost:	23
Starters Returning:	15 (9 off./6 def.)
Starters Lost:	10 (3 off./7 def.)

**FOOTBALL STAFF**

Head Coach	Charlie Strong
Alma Mater	Central Arkansas '83
Record at Louisville	First Year
Record Overall	5-6
Off. Coordinator/TE	Mike Sanford
Running Backs	Kenny Carter
Quarterbacks	Mike Groh
Offensive Line	Dave Durbely
Wide Receivers	Ron Dugans
Def.Coordinator	Vance Bedford
Defensive Line	Clint Hurtt
Secondary	Larry Slade
Linebackers	Brian Jean-Mary
Strength /Conditioning	Pat Moorer
Dir. of Football Ops.	Ryan Solesky
Head Athletic Trainer	Kyle Johnston
Dir. of Video Ops.	Dave Spina
Assistant Trainer	Blake LeBlanc
Assistant Trainer	Logan Merritt
Assistant Trainer	Kevin Ozimek
Dir. of HS Relations	Mike Giglio
Graduate Assistant	Tommy Restivo
Graduate Assistant	Sherrone Moore
Graduate Assistant	Abu Mau'fala
Graduate Assistant	Shane Steichen

**SPORTS INFORMATION**

FB Contact	Rocco Gasparro
Cell	(502) 262-2258
Email	rocco.gasparro@louisville.edu
Website	www.UofLSports.com

**GAME #12 • Louisville (5-6, 2-4 BIG EAST) vs. Rutgers (4-6, 1-4 BIG EAST) • Piscataway, N.J.**

Mark Wetterer  
Daniel Weedman

\* Missed 2010 due to injury

**Offense Stuck in the Mud in the BIG EAST**

Since moving into BIG EAST Conference action, the Louisville offense has been stuck in neutral. Over the last six league games, Louisville is averaging 19.2 points per game after scoring at a 31.4 clip in non-conference action. The Cardinals are averaging 296.0 yards of total offense in going 2-4 in the league and 4.6 yards per play. In their five out-of-conference games, the Cardinals were unstoppable, posting 461.4 yards of total offense per contest and 6.9 yards a play. Louisville averaged over 200 yards on the ground and through the air in non-league games.

Category	BE	NC
Points per Game	19.2	31.4
Rushing	143.2	218.0
Yards per Carry	3.9	5.7
Passing	152.8	243.4
Yards per Completion	10.1	13.8
Total Offense	296.0	461.4
Yards per Play	4.6	6.9

**Powell Notches Sixth 100-Yard Game**

Senior **Bilal Powell** reached the 100-yard mark for the sixth time this season and the seventh time in his career. The six 100-yard games in one year ranks third in Cardinal history, bested only by Frank Moreau's seven in 1999 and Walter Peacock's seven in 1973, while his seven career 100-yard contests puts Powell sixth in Louisville annals.

**Season 100-Yard Games, Louisville history**

1.	Frank Moreau	7	1999
	Walter Peacock	7	1973
3.	Bilal Powell	6	2010
	Michael Bush	6	2005
	Anthony Shelman	6	1994
	Deon Booker	6	1988
7.	Victor Anderson	5	2008
	Leroy Collins	5	1998
	Calvin Arrington	5	1995
	Howard Stevens	5	1971

**Career 100-Yard Games, Louisville history**

1.	Walter Peacock	14	1972-74
2.	Frank Moreau	11	1995-99
3.	Michael Bush	10	2003-06
4.	Anthony Shelman	9	1991-94
	Deon Booker	9	1985-88
6.	Bilal Powell	7	2007-
	Eric Shelton	7	2003-04
	Nathan Poole	7	1975-78
	Calvin Prince	7	1976-77
10.	Victor Anderson	6	2008-

**Powell Closing in on School Mark**

Senior **Bilal Powell** is having a remarkable 2010 season. After missing one game with a knee injury, Powell returned to form, running for 140 yards on a career-high 31 carries in the loss to South Florida on Nov. 13. Powell has 1,207 yards on the year and needs 223 in his final game to break the

**Associated Press**

1.	Oregon (38)	10-0	1469
2.	Auburn (12)	11-0	1427
3.	Boise State (9)	9-0	1377
4.	TCU (1)	11-0	1361
5.	LSU	9-1	1220
6.	Wisconsin	9-1	1176
7.	Stanford	9-1	1129
8.	Ohio State	9-1	1073
9.	Nebraska	9-1	1051
10.	Alabama	8-2	916
11.	Michigan State	9-1	910
12.	Oklahoma State	9-1	879
13.	Arkansas	8-2	816
14.	Virginia Tech	8-2	671
15.	Missouri	8-2	624
16.	Oklahoma	8-2	611
17.	South Carolina	7-3	520
18.	Texas A&M	7-3	413
19.	Nevada	9-1	412
20.	USC	7-3	310
21.	Iowa	7-3	251
22.	Mississippi State	7-3	222
23.	Arizona	7-3	156
24.	Miami (FL)	7-3	107
25.	Utah	8-2	105

Others receiving votes: Northwestern 99, Florida State 69, North Carolina State 38, Northern

**USA Today**

1.	Oregon (46)	10-0	1457
2.	Auburn (6)	11-0	1397
3.	Boise State (5)	9-0	1329
4.	TCU (2)	11-0	1318
5.	Wisconsin	9-1	1197
6.	LSU	9-1	1175
7.	Ohio State	9-1	1107
8.	Stanford	9-1	1066
9.	Nebraska	9-1	1061
10.	Oklahoma State	9-1	913
11.	Michigan State	9-1	892
12.	Alabama	8-2	828
13.	Arkansas	8-2	745
14.	Oklahoma	8-2	683
15.	Virginia Tech	8-2	673
16.	Missouri	8-2	583
17.	South Carolina	7-3	521
18.	Nevada	9-1	422
19.	Texas A&M	7-3	359
20.	Iowa	7-3	298
21.	Miami (FL)	7-3	216
22.	Mississippi State	7-3	184
23.	Arizona	7-3	164
24.	Utah	8-2	140
25.	Northwestern	7-3	93

Dropped from rankings: UCF 23, Florida 24  
Others receiving votes: Florida State 87, Michigan 72, North Carolina State 55

school's single-season rushing rushing of 1,429 yards by Howard Stevens during the 1971 season. Powell is tied for sixth on the school's list with Lenny Lyles, who ran for 1,207 yards in 1957. Powell's 1,207 yards is the most since Frank Moreau ran for 1,289 yards in 1999.

**One More to Go**

From 1998 to 2006, the Cardinals went to nine straight bowl games, which was one of the longest streaks in the country. However, Louisville has missed out on bowls the last three years, going 15-21 over that span. However, with one more win the Cardinals would become bowl-eligible for the first time since going to the Orange Bowl in 2006. The Cardinals are 6-7-1 in bowl games during their history.

**Cardinals Surpass Scoring Total From 2009**

With one game left in the 2010 regular season, the Cardinals have already scored more points in 11 games then they did in 2009 in 12 games. Louisville has already scored 272 points, averaging 24.7 points per game en route to its 5-6 record. Last season, the Cardinals scored a total of 217 points, an average of 18.1 points per contest. With 28 points in a win over Syracuse, the Cardinals hve tallied 25 or more points in six games. Last season, Louisville reached the 25 or more point total just four times in going 4-8.

**Smith Contributes and Scores**

Sophomore wide receiver **Andrell Smith** has made huge strides at the wide receiver position

this season. Smith, who didn't record a reception last season, is fourth on the team with 19 catches for 278 yards and three scores. He caught three passes for 43 yards and a score in the 24-21 loss to South Florida and one pass for 15 yards versus West Virginia. His three catches matched a career-best, a mark he has achieved three times this season. In the loss to South Florida, Smith put the Cardinals ahead 7-0 when he reelected a 20-yard touchdown reception. In the last six games, Smith has caught 14 passes for 312 yards and two scores. He is averaging a stellar 14.6 yards a catch.

**Beaumont Looking to Crack Top 10**

Senior **Doug Beaumont** has enjoyed a remarkable career for his hometown team. Playing in 45 games, the native of Louisville, Ky., has caught 134 career passes for 1,598 yards and one touchdown. He needs one reception to move into a tie Lavell Boyd for 10th all-time on the school's career reception list with 135. Beaumont has caught 34 passes for 383 yards this year, marking the third straight year that he has recorded 30 or more receptions in a season.

**Bellamy Enjoys Solid First Season**

Coming into the 2010 season, the Cardinals were looking for a big-play receiver to replace a productive group of wide receivers. When head coach Charlie Strong signed **Josh Bellamy**, he counted on the 6-0 wide out to be a playmaker. He has caught 26 passes for 367 yards and a team-high five touchdown receptions. He has caught a pass in nine of 11 games and 14.1 yards a reception.

**Penalties are Killing the Offense**

Penalties are killing the Cardinals, and most importantly, stopping drives. Louisville is averaging 7.8 penalties per game and 63.6 yards in penalty yards. Against West Virginia, Louisville was penalized seven times for 70 yards, marking the eighth time in 11 games that Louisville was flagged seven or more times. Louisville ranks 109th in the nation in fewest penalties per game.

**Burke As A Starter**

Senior quarterback **Justin Burke** started his third straight game for the Cardinals in place of the injured **Adam Froman**. In those three games, Burke, who owns a 2-4 record as a starter in his collegiate career, has put up modest numbers, going for 41-of-79 for 434 yards and five scores. He was 12-of-24 for 145 yards and one pick last Saturday versus West Virginia. He is completing 51.9 percent of his throws during that span and has tossed just two picks. For his career, Burke is 90-176 for 1,088 and eight touchdowns as the starting quarterback at Louisville.

**Offense Needs to Get its Mojo Again**

The Louisville offense was rolling along a few weeks ago, but it looks like its hit a snag recently. In the loss to West Virginia, the Cardinals were held to 171 yards of total offense — the fourth-straight week of being held to less than 350 yards of total offense. Louisville was limited to 185 yards in a loss at Pitt. In the last five games, the offense is averaging 268.4 yards of total offense and 142.2 yards through the air. Louisville is still running the ball well, averaging 126.2 yards per game, but are scoring just 17.6 points per game over that span. Louisville has scored 34 points in the second half of the last five games.

**Powell Becomes Ninth Player to Reach 200**

Senior **Bilal Powell** continues to post impressive numbers running the football. Powell recorded a career-high 209 yards on just 24 carries in the loss to Cincinnati on Oct. 15, which followed up a 204-yard



game against Cincinnati. The 200-yard performance was just the 10th in school history and the first time it has been done consecutively. Powell's 209-yard performance is seventh all-time in school history for yards in a game

1. Anthony Allen vs. MTSU, 2007	275
2. Nathan Poole vs. Wichita State, 1978	269
3. Calvin Prince vs. Drake, 1976	263
4. Howard Stevens vs. Southern Ill., 1971	262
5. Lenny Lyles vs. Toledo, 1955	247
6. Anthony Shelman vs. Tulsa, 1994	220
7. Bilal Powell vs. Cincinnati, 2010	209
8. Walter Peacock vs. NE La., 1975	206
9. Michael Bush vs. Florida Atlantic, 2005	204
— Bilal Powell vs. Memphis, 2010	204

**Chichester Making Big Plays**

Junior tight end **Josh Chichester** hasn't had a lot of catches in his career, but he seems to be making a lot of big plays in 2010. In Louisville's 24-21 loss to USF, Chichester caught his career-high fourth touchdown reception with a two-yard pass from senior Justin Burke. In his career, Chichester has 64 receptions for 814 yards and eight touchdowns. Chichester is fifth on the team in receptions with 17 catches for 271 yards and four touchdowns. He is averaging a team-high 15.9 yards a reception and has five receptions of 20 or more yards, including a pair of touchdowns.

**Need to Get Passing Game Going**

The Cardinals have done a great job running the football all season, but the Cardinals need to get the passing game back on track. After averaging 231.1 yards through the air through the first seven games, the Cardinals are averaging 129.0 yards through the air in the last four contests. In the loss to Pittsburgh, Louisville totaled just 82 yards, 143 versus Syracuse, 146 in the loss to South Florida and 145 last Saturday versus West Virginia. The Cardinals are completing just 52.4 percent

of their throws over that span. However, one of the most encouraging stats is the Cardinals have thrown just four interceptions in the last seven games and just eight all season. The Cardinals were victimized by a pair of picks in the 24-21 loss to South Florida and one crucial pick on the final drive in the loss to West Virginia. Louisville is tied for 27th in the country in fewest interceptions thrown.

**Turnovers Way Down**

After turning the football over 20 times last year and finishing 37th in the country in turnovers lost, Louisville is one of the best in the country in that category, turning the football over just 15 times this year, but has now turned it over six times in the last seven games, including an interception against West Virginia. The Cardinals are tied for 22nd in the country in turnovers lost, including 29th in the country with the fewest interceptions thrown. Senior quarterback **Adam Froman** has tossed just four picks this season and zero in his last 105 attempts.

**Froman is the Model of Efficiency**

Senior **Adam Froman** has done a great job of "managing the game" and moving the chains. Froman is completing a career-high 60.6 percent of his passes after completing 60.0 percent in 2009. Froman is 132-of-218 and has completed 60.0 percent or better of his throws in five games this season, including four of the last five contests. After completing 57.9 percent of his throws versus Oregon State, Froman is completing 64.0 percent of his passes in the last five games, including a season-high 75.0 percent in a win over Memphis where he went 12-of-16 in a 56-0 win. Froman is 40th in the nation in passing efficiency at 136.46.

**Cardinals Making Big Plays**



The Cardinals offense is showing an ability to make the big play this season and is the reason why the offense is putting up huge numbers. Last season, the Cardinals had 40 plays or 20 or more yards, while this year, Louisville has already registered 50 of them, including 20 on the ground and 30 through the air. The Cardinals had 11 runs of 20 or more yards last season. **Bilal Powell** leads the team with 16 plays or 20 or more yards this season — 14 rushes and two receptions. He has touchdown runs of 80, 47, 57, 74 and 85 yards. Wide receivers **Doug Beaumont** and **Josh Bellamy** each have recorded seven plays of 20 or more yards this season.

### Cardinals Convert

The Cardinals might want to try and fake every punt. Louisville is 2-for-2 on fake punt this year after converting one in the loss to West Virginia. On fourth and 10 from its own 34-yard line, punter **Chris Philpott** scampered 21 yards for a first down. Louisville scored a touchdown on a fake punt when running back **Bilal Powell** scored from 47 yards out in a win over Arkansas State. Philpott's 21-yard gain was the longest rush in the West Virginia contest.

### Powell Closing in on 2,000 and 20

Senior running back **Bilal Powell** is closing on special company. Powell could become just the eighth player in Louisville history to record 2,000 yards rushing and 20 rushing touchdowns in a career. Powell has the 2,140 rushing yards and 17 scores in his solid career. He currently ranks fifth all-time with 5.7 yards a carry. He needs just 19 yards to tie for ninth all-time in school history for yards in a career and three touchdowns to also tie for 10th all-time. His 1,207 yards this year is also tied for sixth on the school's single-season rushing list.

### Graham Gives Cardinals A Secret Weapon

In most spread offenses, the tight end position is non-existent. However, senior **Cameron Graham** has developed as a prime target for the Louisville quarterbacks over the last couple of seasons. Graham is second on the team in receptions with 32 for 397 yards and three scores. He is averaging 12.0 yards a reception, and leads the BIG EAST for receptions by a tight end. He is coming off a career-best six catch, 95-yard performance last Saturday in the loss to West Virginia - the 14th-straight game with a reception. For his career, Graham has caught 60 passes for 720 yards and five touchdowns. He has caught a pass in every game but two in his collegiate career and has registered three or more receptions in 14 games.

### Froman Having Solid Season

While throwing for just 82 yards in the loss to Pittsburgh on Oct. 30, senior quarterback **Adam Froman** is having a solid senior season. He has already thrown for more yards and touchdowns than he did in 2009. Froman has thrown for 1,633 yards and 11 touchdowns after throwing for 1,354 yards and six touchdowns last season. Froman has tossed just four interceptions and is complet-



ing a career-high 60.6 percent of his throws. The 6-4 signal-caller had thrown a touchdown pass in six straight games before being held out of the end zone last week versus Pittsburgh. He hasn't thrown an interception in the last four contests.

### Louisville Second in the BIG EAST in Total Offense

The Cardinals are ranked second in the BIG EAST Conference in total offense with 371.1 yards per game. Louisville has slipped to 67th in the nation in total offense. The Cardinals are third in league with 5.7 yards per play and are third in the with 31 touchdowns scored. Through 11 games, the Cardinals are averaging 66.1 plays per game, which is second in the league. However, since moving into league play, the offense is averaging 296.0 yards of total offense in six games, including 143.2 yards on the ground. Louisville is averaging 19.2 points per game in BIG EAST play.

### 200 is the Number

For the Cardinals to be successful, the Cardinals must be able to run the football, and it seems like 200 is the magic number. Louisville is 2-1 this year when rushing for 200 or more yards in a game after running for 299 in the win over Memphis and 267 versus Arkansas State. Since 2004, the Cardinals are 27-4 in games where they run for over 200 yards. Louisville ran for 228 yards in the loss to Cincinnati and was the first time the Cardinals lost a game when running for more than 200 yards since rushing for 201 yards in a 17-9 loss to West Virginia last season.

### Magic Number

Louisville's magic number is 24. Since the 2003 season, the Cardinals are 56-14 when scoring 24+ points. When scoring fewer than 24 points, Louisville is only 6-21, including a 23-13 win over ECU. Since the start of the 2006 season, the

Cardinals are 26-9 when scoring 24+ points. Louisville is 5-19 when scoring less than 24 points since 2006.

### Running Game Back on Pace

When the Cardinals had some of their best teams from 2003-06, they racked up huge numbers on the ground. Through 11 games this season, Louisville is getting back to those glory days of having a solid ground game. Louisville is on pace to rush for 2,307 yards, which would be the most since 2004 when Louisville ran for 3,005 yards, which averaged out to 250.4 yards per game. This season, Louisville is averaging 192.2 yards on the ground, which would be only the fourth time in school history that a Cardinal team averaged 192.0 or more yards on the ground. The 2004 squad averaged a school-record 250.4 on the ground and the 2003 team averaged 228.2 yards rushing per game. The 1969 team was the only other team to average more than 200.0 yards on the ground when they averaged 233.8.

### Ball Security

Junior Victor Anderson has also developed an impressive reputation during his 28-game Louisville career as an expert at holding onto the football. The junior running back hasn't lost a fumble during his three-year playing career with the Cardinals. Anderson has a total of 376 career touches without putting the ball on the turf. He has rushed 335 times and has caught 41 passes.

### The Price is Wright

The Cardinals have had a sneak peek at the future with red-shirt freshman **Jeremy Wright**. The 5-11 back from Clermont, Fla., is third on the team in rushing with 231 yards and three touchdowns. Wright, who recorded a career-best 98 yards in a win at Syracuse, is averaging 4.5 yards per carry. Wright has also become the primary kick off returner, averaging 25.8 yards a return.

### Senior-Laden Offensive Line

The Cardinal offensive line has been called the glue that holds the 2010 team together. Louisville has four seniors on the offensive line this year and one sophomore in **Mario Benavides**. **Byron Stingily** and **Greg Tomczyk** have started all 11 games at tackle, while **Mark Wetterer** has been the starter at guard. Two other seniors, **Conrad Thomas** and **Josh Byrom** have rotated at the guard position. Benavides has started 10 games at center with **Alex Kupper** getting one start at the center spot. Louisville ranks 39th in the nation in sacks allowed at 1.55 per game.

### Holding the Ball

The Cardinals have done a solid job of putting together a ball-control offense this season. Despite its recent struggles, Louisville ranks 29th in the country in time of possession, averaging 31:14 of time of possession through 11 games. The Cardinals have held the ball longer than the opposition in six of the 11 games this season, including a 14:54 advantage in a 26-0 win over Connecticut

on Oct. 23.

**As Bilal Goes; Louisville Goes**

There is no doubt senior running back **Bilal Powell** is the key to Louisville's success this season. In Louisville's six losses this year, Powell has been held to less than 100 yards three times, including zero yards in the loss to West Virginia. He is averaging 108.2 yards in the loss and 6.1 yards per carry, running for 649 yards and four scores. In the wins, Powell is averaging 139.5 yards per game and a remarkable 6.8 yards a carry. He has 558 yards and five scores in the four wins this season (didn't play in the win over Syracuse).

**Long Jaunts**

The Cardinals don't like to do anything quickly. Of the 43 scoring drives that Louisville has gone on this season, 17 of them have been drives of 4:00 or better. Against USF, the Cardinals had a 6:08 drive that ended with a **Justin Burke** to **Josh Chichester** touchdown pass and a 4:18 drive that ended with a touchdown pass to **Josh Bellamy**. Louisville had a drive of 8:08 and 7:08 in the loss to Kentucky. The Cardinals have enjoyed three drives of 6:00 or better. Consequently, Louisville has had 14 drives where they scored in less than 2:00.

**Beaumont Extends Streak**

Senior **Doug Beaumont** continues to add on to his solid career at Louisville. With one reception in 17-10 loss to West Virginia, Beaumont extended his streak of consecutive games with a reception to 33. It is currently the 12th longest in the nation and the most at Louisville since Joshua Tinch had a 28-game streak in 2005.

- Scotty McKnight (Colorado, Sr.) - 48
- Dwayne Harris (East Carolina, Sr.) - 42
- Titus Young (Boise State, Sr.) - 40
- Greg Salas (Hawaii, Sr.) - 38
- Jock Sanders (West Virginia, Sr.) - 38
- Tyron Carrier (Houston, Jr.) - 38
- Damaris Johnson (Tulsa, Jr.) - 37
- Ryan Broyles (Oklahoma, Jr.) - 36
- Kendall Wright (Baylor, Jr.) - 36
- Kris Adams (UTEP, Sr.) - 36
- Kito Poblah (Central Michigan, Sr.) - 35
- James Rodgers (Oregon State, Sr.) - 33
- Bart Johnson (TCU, Sr.) - 33
- Jalal Beauchman (San Jose State, Sr.) - 33
- Doug Beaumont (Louisville, Sr.) - 33**
- Joe Adams (Arkansas, Jr.) - 32
- Jeff Maehl (Oregon, Sr.) - 31
- Jeff Fuller (Texas A&M, Jr.) - 31
- Juan Nunez (Western Michigan, Sr.) - 31
- A.J. Green (Georgia, Jr.) - 30

**DEFENSIVE NOTES**

**Cardinals Finally Create Turnovers**

Head coach Charlie Strong has stressed the importance of creating turnovers, and the Cardinals are finally getting the message. Louisville has forced 16 turnovers this season, including one in

the loss to West Virginia last Saturday that resulted in a touchdown. Senior **Rodney Gnat** recorded his team-high eighth sack and forced a fumble that sophomore **Daniel Brown** recovered in the end zone for a touchdown — the first defensive score in the Charlie Strong era. The Cardinals have turned turnovers into 58 points this year. They turned those three turnovers into 10 points versus the Huskies after getting 13 points on three Cincinnati turnovers the week before.

**No Air Travel**

In the 17-10 loss to West Virginia, the Cardinals have held their opponent to fewer than 200 passing yards in five consecutive games, the longest streak by a Louisville team since the 1991 squad held each of its first eight opponents — Eastern Kentucky (63), Tennessee (150), Ohio State (141), Southern Miss (164), Cincinnati (125), Boston College (178), Army (89) and Virginia Tech (163) — under 200. The current Louisville streak is tied for the third longest in school history (also an eight-game stretch over the 1979-80 seasons. Each of the Cards' last five opponents has actually managed fewer than 160 yards through the air, tied for the second-longest stretch in school history. The only longer streak (eight games) began on Oct. 6, 1979 and extended through Sept. 6, 1980 (Florida State, 60; Tulsa, 85; Indiana State, 103; Southern Miss, 57; Memphis, 58; Maryland, 54; Rutgers, 69; Miami, Fla., 126).

**Turning the Heat Up Again**

Everyone knew when Charlie Strong was hired the Cardinals would try and pressure the quarterback and improve on the minimal sack numbers over the last couple seasons. So far through 11 games, the Cardinals are getting to the quarterback. Louisville ranks 21st nationally in sacks at 2.64 per game after recording four more in the loss to West Virginia. Louisville already has 29 sacks, which more than they had all of last year when they tallied 23. Senior **Rodney Gnat** leads the team with 8.0 sacks after recording 1.0 versus West Virginia. Sophomore **Darius Ashley** and **Daniel Brown** has 3.0 sacks, while the Cardinals have two others with 2.0 sacks. The nine sacks for the Cardinals versus Eastern Kentucky were one shy of tying the school mark of 10 set in 2000 against Grambling and North Carolina in 1996.

**Big Play Heath**

Senior linebacker **Brandon Heath** has been all about the big play in four seasons at linebacker. Heath has three career touchdowns during his solid career for the Cardinals. Heath, who sat out the EKU game after having surgery on his finger, recorded a huge interception for a touchdown when he scored in a 21-13 win over Arkansas State last season. He tallied a pair of scores in 2008 when he recovered a fumble in the end zone versus Tennessee Tech and returned a blocked field goal for a touchdown in a win over Memphis. Heath set a career high with 11 total tackles. He has now set a career high in tackles in two of the last three games, having also done so at Pittsburgh (nine stops). His 2.0 tackles for loss give him 6.0 over

**First Time Starters in 2010**

**Offense**

WR	Andrell Smith	vs. Kentucky
WR	Josh Bellamy	vs. Kentucky
C	Alex Kupper	vs. Arkansas State
RB	Jeremy Wright	vs. USF

**Defense**

DT	Tim High	vs. Kentucky
LB	Daniel Brown	vs. Kentucky
LB	Marcus Smith	vs. Kentucky
S	Mike Evans	vs. Kentucky
DE	B.J. Butler	vs. Eastern Kentucky
S	Hakeem Smith	vs. Eastern Kentucky
S	Shenard Holton	vs. Eastern Kentucky
DT	Roy Philon	vs. Oregon State
LB	Eugene Sowell	vs. Oregon State
CB	Darius Ashley	vs. Cincinnati
DT	Brandon Dunn	vs. Connecticut

**First Time Performers in 2010**

**Offense**

WR	Josh Bellamy	vs. Kentucky
OL	John Clark	vs. Eastern Kentucky
RB	Zed Evans	vs. Kentucky
WR	Jarrett Davis	vs. Kentucky
C	Alex Kupper	vs. Eastern Kentucky
TE	Nate Nord	vs. Kentucky
G	Conrad Thomas	vs. Eastern Kentucky
RB	Jeremy Wright	vs. Eastern Kentucky
WR	Damian Copeland	vs. Arkansas State
QB	Dominique Brown	vs. Arkansas State
WR	Kai Dominguez	vs. Arkansas State
WR	Aaron Nance	vs. Arkansas State
TE	Zach Meagher	vs. Memphis
C	Mohamed Kourouma	vs. Memphis
WR	Lincoln Carr	vs. Memphis
G	Hunter Stout	vs. Memphis
OL	Nick Egart	vs. Memphis
OL	Chris Walker	vs. Memphis

**Defense**

P	Josh Bleser	vs. Kentucky
LB	Preston Brown	vs. Kentucky
DE	B.J. Butler	vs. Eastern Kentucky
LB	Tyon Dixon	vs. Eastern Kentucky
DT	Brandon Dunn	vs. Kentucky
S	Mike Evans	vs. Kentucky
S	Isaac Geffrad	vs. Kentucky
LB	Jacob Geffrad	vs. Kentucky
DL	Patrick Grant	vs. Kentucky
DB	Kenneth Jaboin	vs. Eastern Kentucky
DB	Champ Lee	vs. Kentucky
LB	Reinhold Leicht	vs. Kentucky
DE	Malcom Mitchell	vs. Eastern Kentucky
DT	Roy Philon	vs. Oregon State
LB	Deon Rogers	vs. Eastern Kentucky
DT	Randy Salmon	vs. Kentucky
LB	Marcus Smith	vs. Kentucky
S	Hakeem Smith	vs. Eastern Kentucky
DB	Titus Teague	vs. Eastern Kentucky
DB	Senorise Perry	vs. Memphis

his last three games (7.0 for the season).

**Heath's Defensive Touchdowns**

- 1) Interception vs. Arkansas State, 2009
- 2) Fumble in End Zone vs. Tenn. Tech, 2008
- 3) Returned blocked kick vs. Memphis, 2008

**Ashley Makes Smooth Transition**

Sophomore defensive back **Darius Ashley** has made a smooth transition to the defensive side of the football after playing running back in 2009. ASHley has recorded 20 tackles and is one of the team leaders in sacks with three. He recorded his third sack of the year last Saturday versus USF when he forced a fumble in the first quarter to set up the first score. Ashley notched his first career forced fumble when he sacked USF quarterback B.J. Daniels on a third-and-12 play in the first quarter. **Greg Scruggs** recovered the fumble, his third career recovery and second this season, on the USF 11-yard line. The fumble was the deepest forced in opponent territory by the Cardinals since linebacker Jon Dempsey stripped Cincinnati running back Jacob Ramsey and also recovered the fumble on the Bearcat nine-yard line on Nov. 14, 2008.

**Defense Creeps into Top 20**

Heading into the 2010 season, no one knew what to expect from an undersized and inexperienced defense. However, the coaching staff has drawn up schemes to make this unit one of the best in the league. Louisville moved up to 11th in the nation in total defense, limiting the opposition to just 302.4 yards per game. The Cardinals are also ranked third in the BIG EAST Conference. Louisville has held seven opponents this season to less than 300 yards of total offense, including the last five games where they are giving up just 245.2 yards of total offense. In those last five games, the Cardinals have given up just seven touchdowns and have held their opponents to just 117.0 yards through the air.

**Cardinals Record First BIG EAST Blanking**

Last season, the Cardinals gave up 30 or more points in five league games and allowed an average of 29.7 points per game. In the 26-0 win over Connecticut, the Cardinals recorded their first-ever shutout of a BIG EAST Conference opponent. Since joining the league in 2005, Louisville has allowed 10 or less points in league games, just four times. Last Saturday versus Connecticut, five vs. Rutgers in 2005, 8 against USF in 2006 and nine versus Syracuse a year ago.

**No Air Travel**

The Cardinals have become one of the toughest teams to get yardage through the air. Louisville ranks ninth in the country and second in the BIG EAST in pass defense, yielding just 160.8 yards per game, including just 133 versus West Virginia last week. Opponents are completing just 55.3 percent of their throws. Louisville has allowed one-team (275 vs. Cincinnati) to throw for more than 250 yards in a game this year and four teams have even thrown for more than 200 yards in a game.



Cincinnati passed for a season-best 275 yards in a 35-27 win. Since Cincinnati quarterback Zach Collaros threw for 275 yards and five touchdowns on Oct. 15, the Cardinals have held their opponents to just 117.0 yards per game and two touchdowns through the air.

**Top Passing Defenses in the Nation**

1. TCU	134.64
2. Nebraska	143.09
3. Miami	145.18
4. LSU	151.82
5. Ohio State	155.09
6. Air Force	156.67
7. Boise State	156.90
8. West Virginia	157.10
9. Louisville	160.82

**Turning Up the D in the League**

The Cardinals have turned up the intensity on the defensive side of the ball in their first six league games. Louisville is allowing 279.8 yards of total offense and 19.3 points per game so far in the league. Louisville has limited five of six league opponents to less than 200 yards passing except for Cincinnati, who threw for 275 yards. Louisville shut down Connecticut to just 195 yards of total offense and the Cardinals held five of the six opponents to less than 300 yards of total offense. Louisville has now held its opponents to fewer than 300 yards of total offense in six straight games, the second-longest such streak in school history behind the 1980 squad's six-game stretch. In that year, Murray State (209), Kansas (166), Memphis (214), Indiana State (257), Florida (264), and Temple (296) all fell short of 300 yards from Sept. 20-Nov. 1.

**Burns Having Solid Season**

Senior cornerback Bobby Burns has helped solidify the defensive backfield this season. Starting all 11 games, Burns has recorded 31 tackles and is one of the team leaders with three pass break-ups. Burns recorded career-high eight tackles in the loss to Pittsburgh on Oct. 30 and five tackles against Syracuse on Nov. 6. Against Connecticut, Burns recovered a key fumble in the 26-0 win over the Huskies.

**Getting Off the Field**

The Cardinals have done a good job on third down this season of getting off the field. Louisville is allowing the opposition to convert on just 33 percent of their chances (48-of-145). Louisville held South Florida to 2-of-14 on third down in the 24-21 loss on Nov. 13 and West Virginia to 6-of-16 on Nov. 20. Louisville ranks 11th in the country in third-down percentage defense, allowing the opposition to convert just 33.10 percent of their opportunities. Louisville has forced 62 punts this season or 5.6 per game.

**Staying Young on Defense**

The Cardinals have a lot to look forward to next season on the defensive side of the football. Louisville has three freshmen on the defensive line in defensive tackles **Roy Philon** and **Brandon Dunn**, and defensive end **B.J. Butler**. Middle linebacker **Dexter Heyman** and **Daniel Brown** will also be back, while despite losing both cornerbacks, the Cardinals return four safeties with plenty of experience in **Hakeem Smith**, **Shenard Holton**, **Terence Simien** and **Mike Evans**. The Cardinals lose just four starters on the defensive side of the football.

**Smith Leads Cards' in Tackle**

Red-shirt freshman **Hakeem Smith** has been one a pleasant surprise on defense. Starting the last 10 games at safety, Smith leads the Cardinals in tackles with 74 tackles this year and is tied for 11th in the BIG EAST in tackles. Smith recorded five tackles in the loss on Saturday. He has enjoyed five games with seven or more tackles, including a career-high 13 in a win over Syracuse.

**Fourth Quarter Shutdown**

Last season, the Cardinals lost a lot of games in the third and fourth quarters. So far in 2010, the Cardinals are staying in games because they have played well in the fourth quarter. Louisville has allowed just 31 fourth-quarter points all season and opponents are just 10-of-44 on third-down in the final frame. Against Syracuse on Oct. 30, Louisville limited the Orange to just 62 yards in the second half. Against Oregon State, the Cardinals defense shut down the high-powered Beavers, limiting them to four straight punts, including three three-and-outs and just 71 yards of total offense. In the win over Memphis, Louisville allowed just 34 yards of total offense on four possessions in the fourth quarter. In the second half against Connecticut, the Cardinals limited the Huskies to a total of 84 yards, including just 17 in

the entire third quarter.

**Downtown Brown**

When the coaching staff took over, they knew sophomore **Daniel Brown** would be a player who could make some plays, and they were right. Playing at the strongside linebacker spot, Brown is fourth on the team in tackles with 48 after recording eight tackles in the loss to West Virginia. He also scored his first career touchdown and the first defensive score of the Charlie Strong era when he recovered a fumble in the end zone. Brown is tied for second on the team with three sacks and leads the team with 10 tackles for loss. He also forced a fumble when he sacked Ryan Nassib in the win over the Orange on Nov. 6.

**Patrick Extends Streak**

When the Cardinals took the field in the season on Nov. 20 against West Virginia, senior cornerback Johnny Patrick extended his string of starts to 25 straight starts at cornerback dating to the 2008 season. For his career, Patrick has played in 44 games, making 39 starts. The 2010 season is on pace to being his best-ever, recording 45 tackles and 4.5 tackles for loss. He leads the team in interceptions with three after recording his third in the 26-0 win over Connecticut and has a team-high eight pass breakups. He ranks second in the BIG EAST Conference in passes defended.

**SPECIAL TEAMS NOTES**

**Philpott Remains Accurate**

Junior placekicker Chris Philpott continues to be a bright spot for the special teams unit. Dating back to last season, Philpott has connected on 18 of his last 22 field goals with a 43-yarder last week against West Virginia. He tied his previous career-long with a 44-yard field goal in the loss to Kentucky on Sept. 4. He also hit a 32-yarder and closed the scoring with a 27-yard field goal. For his career, Philpott is a solid 19-for-24. Philpott is 13-of-17 this season, which is tied for the fifth-most field goals in a season in school history. He ranks 47th in the country in field goals per game with 1.18. He tied a school record by connecting on four field goals in the win over Connecticut. He blasted field goals of 39, 42, 26 and 24. Nate Smith also booted four field goals against Houston in 2000 and Art Carmody kicked four in a win over Pittsburgh in 2005.

**Philpott Takes on Dual Roles**

Junior placekicker Chris Philpott made his punting debut in the 20-3 loss to Pitt on Oct. 30. Taking over for punter Josh Blezer, Philpott punted three times for an average of 47.3 yards a punt, including a 58-yarder on his first attempt. He has continued as the punter for the last three games. He has punted 25 times for an average of 41.6 yards a punt, including a career-long 73-yarder in the loss to West Virginia.

**Land of No Return**

Thanks to the players taking pride in special teams, the Cardinals are one of the best in the

country in punt return yardage defense. Louisville ranks 13th in the country in yards per return at just 4.9 per game. Louisville has allowed just 17 punts to be returned for a total of 78 yards. 13 of the punts have been fair caught this season.

**Game Captains**

- **Kentucky:** Mark Wetter and Brandon Heath
- **E. Kentucky:** Adam Froman and Johnny Patrick
- **Oregon State:** Bilal Powell and Malcolm Tatum
- **Arkansas State:** Adam Froman and Brandon Heath
- **Memphis:** Greg Tomczyk and Byron Stingily
- **Cincinnati:** Doug Beaumont and Antwone Canady
- **Connecticut:** Cameron Graham and Stingily
- **Pittsburgh:** Josh Byrom and Bobby Burns
- **Syracuse:** Conrad Thomas and Justin Burke
- **South Florida:** Brandon Heath and Doug Beaumont
- **West Virginia:** Justin Burke and Brandon Heath
- **Rutgers:**

**Wright Takes Over As Returner**

Red-shirt freshman Jeremy Wright has taken over the main kickoff return duties and has made an impact in the return game. Wright ranks 36th in the nation and third in the BIG EAST with an average of 25.55 yards a return. He has returned four of his 11 kicks for 30 or more yards.

**Most True Freshmen Played, 2010**

■ Through the first five games, the Cardinals have played 10 true freshmen in 2010. Here is a list of the schools that have played the most true freshmen in 2010.

Florida	16
Air Force	13
Florida State	13
Auburn	12
Oklahoma	12
Oklahoma State	12
Syracuse	12
Tennessee	12
Texas	12
UNLV	12
Tulane	11
Louisville	10
Miami (Fla.)	10
Vanderbilt	10

**Season Leaders, Field Goals**

1. Art Carmody.....	21	.....2006
2. Ron Bell .....	15	.....1989
3. Art Carmody.....	14	.....2005
Nate Smith .....	14	.....2003
5. Art Carmody.....	13	.....2007
Nate Smith .....	13	.....2001
Dave Betz.....	13	.....1989
<b>Chris Philpott .....</b>	<b>13</b>	<b>.....2010</b>

**LOUISVILLE IN THE BIG EAST/NCAA RANKINGS**

TEAM Category	No.	National	Conference
Rushing Offense	177.18	36	2
Passing Offense	194.00	78	5
Total Offense	371.18	67	2
Scoring Offense	24.73	83	5
Rushing Defense	141.55	48	6
Pass Efficiency Def.	119.84	39	5
Total Defense	302.36	11	3
Scoring Defense	19.18	18	3
Net Punting	37.38	41	4
Punt Returns	12.57	22	2
Kickoff Returns	23.21	33	4
Turnover Margin	.09	48	4
Pass Defense	160.82	9	2
Passing Efficiency	130.18	60	4
Sacks	2.64	21	5
Tackles For Loss	6.36	42	6
Sacks Allowed	1.55	39	2

**INDIVIDUAL**

Rushing			
Powell	120.70	8	2
Interceptions	Patrick	.27	T62
Punt Returns	Doug Beaumont	15.58	9
Kickoff Returns	Jeremy Wright	25.75	T-33
Field Goals	Philpott	1.18	T-47
Scoring	Philpott	6.55	T-94
All-Purpose	Powell	132.70	34
Sacks	Gnat	.68	T-29

**Defensive three-and-outs/2010 season**

Avg.	School (Total/total gms)
6.09	TCU (67/11)
6.00	Ohio State (60/10)
5.20	West Virginia (47/9)
5.20	Boise State (47/9)
4.80	Nebraska (48/10)
4.70	Utah (47/10)
4.63	Texas (51/11)
4.40	LSU (44/10)
4.30	North Carolina St (43/10)
4.10	Missouri (41/10)
4.10	San Diego State (41/10)
4.10	Buffalo (41/10)
3.80	Florida State (38/10)
3.80	Alabama (38/10)
3.70	Colorado (37/10)
3.70	Arizona State (37/10)
3.60	Arizona (36/10)
3.55	Idaho (32/9)
3.50	Louisville (35/10)



### **Papa John's Cardinal Stadium**

- The Cardinals are 61-21 all-time in Papa John's Cardinal Stadium.
- Louisville won a school-record 20 straight home games from 2004 to 2007. (Syracuse snapped the streak with a 38-35 win in 2007).
- The Cardinals have won 17 of their last 19 non-conference home games since 2003.
- 55,327 is the largest crowd in the history of the stadium, which was set in the 23-16 loss to Kentucky on 9/4/10.
- Louisville went undefeated at home in 2006 (6-0), 2005 (6-0) and 2001 (6-0).
- Papa John's Cardinal Stadium was built for \$63 million in 1998 with a capacity of 42,000. The stadium was expanded to 55,000 in 2010 for a cost of \$72 million.
- Increased capacity from 42,000 to 55,000 -- all are chairback seats with arm rests, the only on-campus stadium in the nation with all chairback seating.
- 33 new luxury suites, each with 18 seats, increasing the total number of suites within the stadium to 63.
- 1,725 loge seats with access to the 20,000 square feet PNC Club. With existing premium seating on the west side with access to the Brown and Williamson Club, there are over 4,000 club seats within the stadium.
- 10,400 seats in the new upper deck
- 35 rows of seats in the upper section -- known as the UPS Flight Deck -- including three rows in the front of the cross aisle
- 1,500 feet is the distance of each of the two ramps from ground level to the upper concourse.
- 20 new spacious rest rooms -- four on the south terrace; four on the loge level; four on the suite level; eight on the upper concourse.
- 24,600 square feet of space on the Norton Healthcare Terrace, room for 2,500 fans
- \$72 million construction cost, surpasses the \$63 million construction cost for the original stadium when it opened in 1998.
- Two new 345 x 3 feet LED ribbon boards, located on the fascia of the east and west sides of the stadium.

- New 60 x 20 feet LED video board on the south end of the stadium, matching in size the existing board at the north end.
- New 13 x 9 feet LED video board facing outside the stadium to the south.
- New 18 x 5 feet LED information board on Central Avenue, replacing a previous display.

### **Top Papa John's Cardinal Stadium Crowds**

1. 55,327 vs. Kentucky, 2010
2. 55,106 vs. Cincinnati, 2010
3. 51,427 vs. Eastern Kentucky, 2010
4. 48,591 vs. Connecticut, 2010
5. 48,427 vs. Memphis, 2010
6. 43,887 vs. USF, 2010
7. 43,217 vs. West Virginia, 2006
8. 42,704 vs. Miami, 2006
9. 42,696 vs. Kentucky, 2008
10. 42,692 vs. Pittsburgh, 2005
11. 42,681 vs. Kentucky, 2004
12. 42,660 vs. Kentucky, 2002
13. 42,647 vs. Oregon State, 2005
14. 42,643 vs. Kentucky, 1998
15. 42,597 vs. Kentucky, 2006

## **CARDINALS HISTORY AND FACTS**

### **TEAM HISTORY**

Overall — 92nd season (1912-2010)  
 446-430-17(.508)  
 Papa John's Cardinal Stadium — 13th season (1998-present)  
 61-19-0 (.763)

### **NATIONAL CHAMPIONSHIPS**

none

### **BIG EAST CHAMPIONSHIPS**

2006

### **FINAL RANKINGS (AP/COACHES)**

2006 (6/7); 2005 (19/20); 2004 (7/8); 2001 (17/16); 1993 (22/23); 1990 (12/14); 1972 (16/-)

### **BOWL GAMES (6-7-1)**

2007 Orange Bowl; 2006 Gator Bowl; 2004 Liberty Bowl; 2003 GMAC Bowl; 2002 GMAC Bowl; 2001 Liberty Bowl; 2000 Liberty Bowl; 1999 Humanitarian Bowl; 1998 Motor City Bowl; 1993 Liberty Bowl; 1991 Fiesta Bowl; 1977 Independence Bowl; 1970 Pasadena Bowl; 1958 Sun Bowl



**#15**  
**Senior**  
**Running Back**  
**Lake Gibson, Fla.**

**Bilal POWELL**

- All-America Candidate
- Doak Walker Award Watch List
- Only back in school history with consecutive 200-yard games
- Selected 4th-team All-American by Phil Steele



- Ranks eighth in the country and second in the BIG EAST in rushing with an average of 134.11 yards per game.
- Has rushed for 1,207 yards and nine touchdowns through the 10 games and became the first player to reach the 1,000-yard rushing mark in eight games.
- Has run for a score in six of the 10 games this season
- Averaging 5.5 yards per carry during career
- Tallied 2,140 rushing yards in 40 games
- Is the only player in the FBS with three runs of 70 yards or longer this season (he also had touchdown runs of 80 yards versus Kentucky and 74 yards against Memphis).
- Is one of only four players in the country with a pair of 200-yard rushing games this season.
- The last player with back-to-back 175-yard rushing performances was Frank Moreau, who tallied 181 against Kentucky and 188 versus Chattanooga in 1999
- Seven career 100-yard rushing efforts; two 200-yard efforts
- Louisville is 3-4 when he rushes for 100 yards or more
- Had four consecutive games with 100 or more yards
- Tied the school record by recording his fourth 150-yard rushing game of the year. Howard Stevens had four such games in 1971.
- Tied for the seventh-longest run in school history when he scored from 85 yards out against Cincinnati.
- Four runs of 50 yards or more
- Eight runs of 30 yards or more
- 12 runs of 25 yards or more

**BILAL POWELL CAREER LONG RUNS**

**Career Runs 50+ Yards (4)**

85	vs. Cincinnati	10/15/10
80	vs. Kentucky	9/4/10
74	vs. Memphis	10/9/10
52	vs. Connecticut	9/26/08

**Career Runs 30-49 Yards (4)**

46	vs. Cincinnati	10/15/10
33	vs. South Florida	11/17/07
30	vs. South Florida	11/17/07
30	vs. Rutgers	11/29/07

**POWELL'S CAREER STATS**

RUSHING	G	Att	Yds	TD	Lg	Avg/C	Avg/G
2007	8	24	187	2	33	7.8	23.4
2008	11	75	354	2	52	4.7	32.2
2009	11	108	392	4	29	3.6	35.6
2010	10	188	1207	9	85	6.4	120.7
<b>TOTAL</b>	<b>40</b>	<b>395</b>	<b>2140</b>	<b>17</b>	<b>85</b>	<b>5.5</b>	<b>54.8</b>

RECEIVING	G	Rec	Yds	TD	Lg	Rec/G	Avg/C	Avg/G
2007	8	3	25	0	10	0.4	8.3	3.1
2008	11	12	58	0	15	1.1	4.8	5.3
2009	11	12	103	0	21	1.1	8.6	9.4
2010	10	14	120	1	57	1.4	11.4	16.3
<b>TOTAL</b>	<b>40</b>	<b>41</b>	<b>306</b>	<b>1</b>	<b>57</b>	<b>1.0</b>	<b>8.4</b>	<b>8.2</b>

SCORING	G	TD	Rush	Pass	Retn	PAT	2PAT	FG	Total	Avg/G
2007	8	2	2	0	0	0	0	0	12	1.5
2008	11	2	2	0	0	0	0	0	12	1.1
2009	11	4	4	0	0	0	0	0	24	2.2
2010	10	10	9	1	0	0	0	0	60	10.0
<b>TOTAL</b>	<b>40</b>	<b>18</b>	<b>17</b>	<b>1</b>	<b>0</b>	<b>0</b>	<b>0</b>	<b>0</b>	<b>108</b>	<b>3.0</b>

ALL PURPOSE	G	Rush	Rec	PR	KR	IR	Total	Avg/G
2007	8	187	25	0	359	0	571	71.4
2008	11	354	58	0	63	0	475	43.2
2009	11	392	103	0	0	0	495	45.0
2010	10	1207	120	0	0	0	1327	147.4
<b>TOTAL</b>	<b>40</b>	<b>2140</b>	<b>306</b>	<b>0</b>	<b>422</b>	<b>0</b>	<b>2868</b>	<b>73.5</b>

**2010 Game-By-Game Statistics**

Opponent	No.	Yds	Avg.	TD	Lg
Kentucky	16	153	9.5	1	80
Eastern Kentucky	16	92	5.8	2	22
Oregon State	20	83	4.2	1	12
Arkansas State	21	157	7.5	1	47
Memphis	18	204	11.3	2	74
Cincinnati	24	209	8.7	2	85
Connecticut	27	105	3.9	0	15
Pittsburgh	11	64	5.8	0	21
South Florida	31	140	4.5	0	21
West Virginia	4	0	0.0	0	2
<b>Totals</b>	<b>188</b>	<b>1,207</b>	<b>6.4</b>	<b>9</b>	<b>85</b>



# LOUISVILLE

## CHARLIE STRONG 1st season overall | first at Louisville

One of the most respected defensive minds in college football, Charlie Strong, a former defensive coordinator at the University of Florida, has been named the 21st head football coach at the University of Louisville. It gives Strong his long-awaited chance to become a head coach at the collegiate level.

Arguably one of the most revered defensive coaches in the country, Strong brings 27 years of collegiate coaching experience, two National Championships and 20 different appearances in bowl games to the sidelines at U of L.

He has also worked for three different head coaches who have won national championships in Florida's Urban Meyer, South Carolina's Steve Spurrier and former Notre Dame head coach Lou Holtz. During his head tenure at Florida, he has coached 13 All-Americans, a National Defensive Player of the Year, a Jack Tatum Award winner, two SEC Defensive Freshmen of the Year, two Thorpe Award finalists, two Nagurski Trophy finalists and the 2008 Chevrolet Defensive Player of the Year. He has developed seven first-round NFL Draft picks and 18 players that were selected in the third round or higher. This year, cornerback Joe Haden was the seventh pick in the NFL Draft to the Cleveland Browns, while Carlos Dunlap, Brandon Spikes, Jermaine Cunningham and Major Wright were all selected in the first three rounds. Strong comes to Louisville after spending seven seasons as the defensive coordinator at the University of Florida, including the last two as the Associate Head Coach. It was his fourth different stint at UF, having coached at Florida from 1991-94; 1988-89 and 1983-84. He served as Florida's interim head coach in 2004, falling to Miami 27-10 in the Peach Bowl.

It marked the first time since 1999 that a freshman or sophomore linebacker earned Coaches' First-Team All-SEC recognition. In 2006, Strong helped guide

the Gator defense that limited opponents to a league best 72.5 rushing yards per game. That figure marked the second-lowest total in school history, and stood nearly 25 yards better than the next-best team in the SEC. The Gators' run defense ranked fifth nationally in 2006, while they rated sixth in the nation in total defense with an average of 255.4 yards per contest. Under Strong's watch, Florida set a BCS record for fewest yards allowed in their national title bout with Ohio State, yielding only 82 yards to better the previous record by 72.

Three members of the UF defense earned All-America recognition and six players received All-SEC honors in 2006. From 1999-2002, Strong served as defensive coordinator at South Carolina, earning finalist honors for the Broyles Award in 2000. He guided the Gamecocks to a top-20 national ranking in total defense twice, while the 2000 squad ranked sixth in the country in scoring defense after yielding just 15.8 points per game. Strong also spent four seasons at Notre Dame, overseeing the defensive line on a defense that registered a single-season school-record 41.5 sacks in 1997.

A four-year letterwinner at the University of Central Arkansas, Strong was a three-time All-Conference selection in football and a two-time honoree in track. He is married to the former Victoria Lovallo, and the couple has two daughters, Hailee (12) and Hope (9), and one son, Tory (21).

### PERSONAL INFORMATION

Birthdate: Aug. 2, 1960  
 Hometown: Batesville, Ark.  
 Education: B.A. in Education (Central Arkansas '82)  
 Master's in PE from Henderson St. '83  
 Master's and Educational Specialists Degree in Curriculum and Instruction from Florida '85  
 Marital Status: Married to the former Victoria Lovallo  
 Children: Tory (21), Hailee (12), Hope (8)

### Coaching Experience:

2008-09	Florida
Assoc. Head Coach/Defensive Coordinator/LB	
2005-07	Florida
Assistant Head Coach/Co-Defensive Coordinator/LB	
Dec. 2004	Florida
(Interim Head Coach/Defensive Coordinator)	
2003-04	Florida
Defensive Coordinator/Defensive Ends	
1999-02	South Carolina
Defensive Coordinator	
1995-98	Notre Dame
Defensive Line	
1994	Florida
Assistant Head Coach/Defensive Tackles	
1991-93	Florida
Defensive Ends	
1990	Ole Miss
Wide Receivers	
1988-89	Florida
Outside Linebackers	
1986-87	Southern Illinois
Wide Receivers	
1985	Texas A&M
Graduate Assistant	
1983-84	Florida
Graduate Assistant	

### Bowl Games as a Coach

1983	Gator
1985	Cotton
1989	Freedom
1990	Gator
1991	Sugar
1992	Gator
1993	Sugar
1994	Sugar
1995	Orange
1997	Independence
1998	Gator
2001	Outback
2002	Outback
2004	Outback
2004	Peach
2006	Outback
2007	BCS National Championship
2008	Capital One
2009	BCS National Championship
2010	Sugar

### ASSISTANT COACHES ON THE SIDELINE



**VANCE BEDFORD**  
 Defensive Coordinator  
 Texas '84



**DAVE BORBELEY**  
 Offensive Line  
 DePauw '92



**KENNY CARTER**  
 Running Backs  
 /Special Teams  
 The Citadel '90



**MIKE GROH**  
 Quarterbacks  
 Virginia '95



**CLINT HURTT**  
 Defensive Line  
 Miami (Fla.) '01

### ASSISTANT COACHES IN THE BOOTH



**BRIAN JEAN-MARY**  
 Linebackers  
 Appalachian St. '98



**RON DUGGANS**  
 Wide Receivers  
 Florida State '99



**MIKE SANFORD**  
 Offensive Coordinator/TE  
 USC '78



**LARRY SLADE**  
 Secondary  
 Shepherd '73

**GAME #12 • Louisville (5-6, 2-4 BIG EAST) vs. Rutgers (4-6, 1-4 BIG EAST) • Piscataway, N.J.****Cardinals By Position****OFFENSIVE LINE**

71	Chris Acosta	OL	6-3	262	Fr.	Miami, Fla. (Hileah)
74	Jeff Adams	OT	6-8	295	Sr.	Cadiz, Ky. (Trigg County)
55	Mario Benavides	C	6-4	304	So.	Los Fresnos, Texas (Los Fresnos)
65	Josh Byrom	G/C	6-5	300	Sr.	McKee's Rock, Pa. (Montour)
62	John Clark	OL	6-2	292	Jr.	Louisville, Ky. (St. Xavier)
64	Mohamed Kourouma	DL	6-3	291	r-Fr.	Somerset, N.J. (Franklin)
66	Alex Kupper	OL	6-3	289	So.	Louisville, Ky. (Trinity)
67	Nick Egart	OL	6-0	297	Jr.	Louisville, Ky. (St. Xavier)
77	Joe Evinger	OL	6-6	320	Sr.	Brazil, Ind. (College of the Canyons)
68	Kamran Joyer	OG	6-3	301	r-Fr.	Tampa, Fla. (Wesley Chapel)
75	Ryan Kessling	OT	6-5	297	Jr.	Tallahassee, Fla. (Chiles)
73	Hector Hernandez	OL	6-5	279	Jr.	Naples, Fla. (Naples)
59	Zach Perkins	OL	6-3	293	r-Fr.	Shepherdsville, Ky. (North Bullitt)
53	Jake Smith	OL	6-3	313	Fr.	Jacksonville, Ala. (Jacksonville)
78	Byron Stingily	OT	6-5	300	Sr.	Country Club Hills, Ill. (Joliet CC)
72	Hunter Stout	OL	6-4	286	r-Fr.	Tampa, Fla. (Wharton)
70	Conrad Thomas	OG	6-6	314	Sr.	Douglasville, Ga. (Douglas County)
76	Greg Tomczyk	OT	6-6	287	Sr.	Long Valley, N.J. (The Hun School)
69	Chris Walker	OL	6-2	316	r-Fr.	Louisville, Ky. (Ballard)
79	Mark Wetterer	OG	6-5	306	Sr.	Cincinnati, Ohio (Anderson)

**QUARTERBACKS**

10	Dominique Brown	QB	6-2	215	Fr.	Cincinnati, Ohio (Winton Woods)
13	Justin Burke	QB	6-3	226	Sr.	Lexington, Ky. (NC Stat)
9	Adam Froman	QB	6-4	218	Sr.	Santa Rosa, Calif. (Santa Rosa CC)
4	Will Stein	QB	5-10	185	So.	Louisville, Ky. (Trinity)

**RUNNING BACKS**

20	Victor Anderson	RB	5-10	186	Jr.	Louisville, Ky. (St. Xavier)
45	Jarel McGriff-Culver	DB	6-0	180	Fr.	Chicago, Ill. (Downer's Grove)
25	Malik Curtley	RB	5-10	171	So.	Paducah, Ky. (Paducah-Tilghman)
45	Blayne Donnell	RB	5-8	193	Sr.	Louisville, Ky. (Trinity)
30	Kamal Hogan	RB	5-11	206	Fr.	Montvale, N.J. (St. Joseph's Regional)
34	James Miller	RB	5-9	191	So.	Covington, Ky. (Tates Creek)
15	Bilal Powell	RB	6-0	215	Sr.	Lakeland, Fla. (Lake Gibson)
28	Jeremy Wright	RB	5-11	199	r-Fr.	Clermont, Fla. (East Lake)

**TIGHT ENDS**

80	Stephon Ball	TE	6-4	218	So.	Cincinnati, Ohio (St. Xavier)
11	Josh Chichester	TE	6-9	240	Jr.	West Chester, Ohio (Lakota West)
83	Cameron Graham	TE	6-4	242	Sr.	Inglewood, Calif. (Inglewood/El Camino)
96	Patrick Grant	TE	6-4	236	Jr.	Sunrise, Fla. (Boyd Anderson)
86	Zach Meagher	TE	6-4	243	Jr.	Cincinnati, Ohio (Glen Este)
82	Pete Nohta	TE	6-5	245	Sr.	Lexington, Ky. (Tates Creek)
85	Nate Nord	TE	6-5	233	So.	Boca Raton, Fla. (West Boca Raton)
47	Chris White	TE	6-4	215	r-Fr.	Elizabethtown, Ky. (John Hardin)

**WIDE RECEIVERS**

27	Doug Beaumont	WR	5-9	186	Sr.	Louisville, Ky. (Male)
1	Josh Bellamy	WR	6-0	205	Jr.	St. Petersburg, Fla. (Butte CC)
7	Damian Copeland	WR	6-0	178	r-Fr.	Bradenton, Fla. (Palmetto)
37	Lincoln Carr	WR	5-10	163	So.	Crestwood, Ky. (South Oldham)
88	Jarrett Davis	WR	5-10	164	Fr.	College Park, Ga. (Sandy Creek)
87	Kai Dominguez	WR	6-1	175	Fr.	Montvale, N.J. (St. Joseph's Regional)
29	Stephen Goodwin	WR	6-0	195	r-Fr.	Louisville, Ky. (St. Xavier)
2	Michael Harris	WR	6-0	187	Fr.	Miami, Fla. (Northwestern)
19	Jahmal Lawson	WR	6-5	221	So.	Louisville, Ky. (Valley)
26	Aaron Nance	WR	6-3	197	Fr.	Louisville, Ky. (Seneca)
21	Troy Pascaley	WR	6-3	195	Sr.	Alliance, Ohio (Alliance CC)
89	Scott Radcliff	WR	5-10	182	So.	Louisville, Ky. (Trinity)
84	Stephan Robinson	WR	5-8	175	Fr.	Louisville, Ky. (Central)
14	Andre Smith	WR	6-4	212	So.	Miami, Fla. (Palmetto)
17	DeMarcus Topp	WR	5-10	204	So.	Paducah, Ky. (Paducah-Tilghman)

**SPECIALISTS**

40	Josh Bleser	P	6-2	208	Jr.	Park Hill, Ky. (Covington Catholic)
33	Grant Donovan	LS	6-1	192	Fr.	Louisville, Ky. (Male)
35	Andrew Fletcher	K	5-8	162	Fr.	Nashville, Tenn. (Montgomery Bell)
12	Chris Philpott	K	6-0	196	Jr.	Atlanta, Ga. (St. Pius X Catholic)
60	Daniel Weedman	LS	5-11	237	Sr.	Louisville, Ky. (Christian Academy)

**DEFENSIVE BACKS**

8	Darius Ashley	CB	5-8	186	So.	Cincinnati, Ohio (St. Xavier)
32	Marcus Bentley	DB	6-1	195	So.	Lexington, Ky. (Henry Clay)
42	Bobby Burns	CB	5-11	180	Sr.	Spanaway, Wash. (Butte CC)
35	Anthony Conner	CB	5-11	190	Sr.	Houston, Texas (Butte CC)
33	Mike Evans	CB	5-10	180	Jr.	Bellflower, Calif. (Nevada)
26	Zed Evans	CB	5-11	183	r-Fr.	Seagoville, Texas (Seagoville)
38	Isaac Geffrad	S	6-3	182	r-Fr.	Oakland Park, Fla. (Northeast)
36	Shenard Holton	S	6-1	190	So.	Bowling Green, Ky. (Warren East)
28	Kenneth Jaboin	DB	6-2	210	Jr.	Miami, Fla. (NIACC)
31	Champ Lee	CB	6-0	198	r-Fr.	Lakeland, Fla. (Lake Gibson)
13	Preston Pace	CB	6-1	198	Jr.	St. Petersburg, Fla. (Butte)
22	Jordon Paschal	CB	5-9	172	Fr.	Trotwood, Ohio (Trotwood-Madison)
19	Johnny Patrick	CB	6-0	186	Sr.	Deland, Fla. (Deland)
32	Senorise Perry	CB	6-0	180	Fr.	Summerville, Ga. (Chattooga)
23	Terence Simien	S	6-3	208	Jr.	Burbank, Calif. (San Mateo CC)
29	Hakeem Smith	S	6-1	174	r-Fr.	Jonesboro, Ga. (Riverdale)
18	Titus Teague	CB	5-11	173	r-Fr.	Pomona, Calif. (Pomona)
40	Agyei Williams	S	5-11	184	So.	Louisville, Ky. (Trinity)

**DEFENSIVE LINE**

99	Jamaine Brooks	DL	6-4	328	Fr.	Miami, Fla. (Palmetto)
44	B.J. Butler	DE	6-2	264	Fr.	Kissimmee, Fla. (Osceola)
98	Drew Davis	DT	6-1	275	So.	Fort Mitchell, Ky. (Beechwood)
92	Brandon Dunn	DT	6-3	282	Fr.	Louisville, Ky. (Pleasure Ridge Park)
58	Rodney Gnat	DE	6-3	255	Sr.	Jacksonville, Fla. (Wolfson)
49	Patrick Grant	LB	6-4	236	Jr.	Sunrise, Fla. (Boyd Anderson)
97	Tim High	DT	6-2	298	Sr.	Compton, Calif. (El Camino CC)
63	Chris Johnson	DL	6-2	290	r-Fr.	Louisville, Ky. (Butler)
47	Malcolm Mitchell	DE	6-2	235	r-Fr.	Stone Mountain, Ga. (Dunwoody)
93	Roy Philon	DT	6-3	276	r-Fr.	Lexington, Ky. (Bryan Station)
95	Randy Salmon	DT	6-3	291	So.	Stockbridge, Ga. (Hutchinson CC)
61	William Savoy	DE	6-1	241	Jr.	Elizabethtown, Ky. (John Hardin)
6	Greg Scruggs	DT	6-4	273	Jr.	Cincinnati, Ohio (St. Xavier)
90	Malcolm Tatum	DE	6-3	260	Sr.	Perkinston, Miss. (Gulf Coast CC)

**LINEBACKERS**

24	Daniel Brown	LB	6-1	215	So.	Atlanta, Ga. (Douglass)
2	Preston Brown	LB	6-2	249	Fr.	Cincinnati, Ohio (Northwest)
52	Antwone Canady	LB	6-0	244	Sr.	Swainsboro, Ga. (Hutchinson CC)
37	Tyon Dixon	LB	6-0	190	Fr.	Cincinnati, Ohio (Colerain)
34	George Durant	LB	6-2	215	r-Fr.	St. Petersburg, Fla. (Boca Ciega)
39	Jacob Geffrad	LB	6-3	201	r-Fr.	Oakland Park, Fla. (Northeast)
5	Brandon Heath	LB	6-1	215	Sr.	W. Palm Beach, Fla. (Palm Beach Lakes)
51	Mike Privott	LB	6-0	226	r-Fr.	Norfolk, Va. (Lake Taylor)
57	Nick Heuser	LB	6-0	229	So.	Louisville, Ky. (St. Xavier)
46	Dexter Heyman	LB	6-3	238	Jr.	Louisville, Ky. (Male)
54	Reinhold Leicht	LB	6-1	226	Sr.	Louisville, Ky. (Air Force)
43	Deon Rogers	LB	6-2	186	Fr.	Port St. Lucie, Fla. (Treasure Coast)
17	Marcus Smith	LB	6-4	211	Fr.	Columbus, Ga. (Hardaway)
41	Eugene Sowell	LB	6-0	206	Sr.	Birmingham, Ala. (Shades Valley)

**Alphabetical Roster**

No.	Name	Pos.	Ht.	Wt.	Cl.	Hometown (Last School)
71	Chris Acosta	OL	6-3	262	Fr.	Miami, Fla. (Hileah)
74	Jeff Adams	OT	6-8	295	Sr.	Cadiz, Ky. (Trigg County)
20	Victor Anderson	RB	5-10	186	Jr.	Louisville, Ky. (St. Xavier)
8	Darius Ashley	CB	5-8	186	So.	Cincinnati, Ohio (St. Xavier)
80	Stephon Ball	TE	6-4	218	So.	Cincinnati, Ohio (St. Xavier)
27	Doug Beaumont	WR	5-9	186	Sr.	Louisville, Ky. (Male)
1	Josh Bellamy	WR	6-0	205	Jr.	St. Petersburg, Fla. (Butte)
55	Mario Benavides	C	6-4	304	So.	Los Fresnos, Texas (Los Fresnos)
32	Marcus Bentley	DB	6-1	195	So.	Lexington, Ky. (Henry Clay)
40	Josh Bleser	P	6-2	208	Jr.	Park Hill, Ky. (Covington Catholic)
99	Jamaine Brooks	DL	6-4	300	Fr.	Miami, Fla. (Palmetto)
24	Daniel Brown	LB	6-1	215	So.	Atlanta, Ga. (Douglass)
10	Dominique Brown	QB	6-2	215	Fr.	Cincinnati, Ohio (Winton Woods)
2	Preston Brown	LB	6-2	232	Fr.	Cincinnati, Ohio (Northwest)
13	Justin Burke	QB	6-3	226	Sr.	Lexington, Ky. (NC St./Lex. Catholic)
42	Bobby Burns	CB	5-11	180	Sr.	Spanaway, Wash. (Butte CC)
44	B.J. Butler	DE	6-2	254	Fr.	Kissimmee, Fla. (Osceola)
65	Josh Byrom	G/C	6-5	300	Sr.	McKee's Rock, Pa. (Montour)
52	Antwone Canady	LB	6-0	244	Sr.	Swainsboro, Ga. (Hutchinson CC)
37	Lincoln Carr	WR	5-10	163	So.	Crestwood, Ky. (South Oldham)
11	Josh Chichester	TE	6-9	240	Jr.	West Chester, Ohio (Lakota West)
62	John Clark	OL	6-2	292	Jr.	Louisville, Ky. (St. Xavier)
35	Anthony Conner	CB	5-11	190	Sr.	Houston, Texas (Butte CC)
7	Damian Copeland	WR	6-0	178	r-Fr.	Bradenton, Fla. (Palmetto)
25	Malik Curtley	RB	5-10	171	So.	Paducah, Ky. (Paducah-Tilghman)
98	Drew Davis	DT	6-1	249	So.	Fort Mitchell, Ky. (Beechwood)
88	Jarrett Davis	WR	5-10	164	Fr.	College Park, Ga. (Sandy Creek)
37	Tyon Dixon	LB	6-0	190	Fr.	Cincinnati, Ohio (Colerain)
34	Kai Dominguez	WR	6-1	175	Fr.	Montvale, N.J. (St. Joseph's Regional)
33	Grant Donovan	LS	6-1	192	Fr.	Louisville, Ky. (Male)
45	Blayne Donnell	RB	5-8	193	Sr.	Louisville, Ky. (Trinity)
92	Brandon Dunn	DT	6-3	268	Fr.	Louisville, Ky. (Pleasure Ridge Park)
34	George Durant	LB	6-2	215	r-Fr.	St. Petersburg, Fla. (Boca Ciega)
67	Nick Egart	OL	6-0	297	Jr.	Louisville, Ky. (St. Xavier)
33	Mike Evans	CB	5-10	180	Jr.	Bellflower, Calif. (Nevada)
26	Zed Evans	CB	5-11	183	r-Fr.	Seagoville, Texas (Seagoville)
77	Joe Evinger	OL	6-6	342	Sr.	Brazil, Ind. (College of the Canyons)
35	Andrew Fletcher	K	5-8	162	Fr.	Nashville, Tenn. (Montgomery Bell)
9	Adam Froman	QB	6-4	218	Sr.	Santa Rosa, Calif. (Santa Rosa CC)
38	Isaac Geffrad	S	6-3	182	r-Fr.	Oakland Park, Fla. (Northeast)
39	Jacob Geffrad	LB	6-3	201	r-Fr.	Oakland Park, Fla. (Northeast)
58	Rodney Gnat	DE	6-3	255	Sr.	Jacksonville, Fla. (Wolfson)
29	Stephen Goodwin	WR	6-0	195	r-Fr.	Louisville, Ky. (St. Xavier)
83	Cameron Graham	TE	6-4	242	Sr.	Inglewood, Calif. (Inglewood)
96	Patrick Grant	TE	6-4	236	Jr.	Sunrise, Fla. (Boyd Anderson)
2	Michaelee Harris	WR	6-0	187	Fr.	Miami, Fla. (Northwestern)
5	Brandon Heath	LB	6-1	220	Sr.	W. Palm Beach, Fla. (Palm Beach Lakes)
73	Hector Hernandez	OL	6-5	279	Jr.	Naples, Fla. (Naples)
57	Nick Heuser	LB	6-0	229	So.	Louisville, Ky. (St. Xavier)
46	Dexter Heyman	LB	6-3	238	Jr.	Louisville, Ky. (Male)
97	Tim High	DT	6-2	298	Sr.	Compton, Calif. (El Camino CC)
30	Kamal Hogan	RB	5-11	198	Fr.	Montvale, N.J. (St. Joseph's Regional)
36	Shenard Holton	S	6-1	190	So.	Bowling Green, Ky. (Warren East)
25	Kenneth Jaboin	DB	6-2	210	Jr.	Miami, Fla. (NIACC)
63	Chris Johnson	DL	6-2	270	r-Fr.	Louisville, Ky. (Butler)

No.	Name	Pos.	Ht.	Wt.	Cl.	Hometown (Last School)
68	Kamran Joyer	OG	6-3	301	r-Fr.	Tampa, Fla. (Wesley Chapel)
75	Ryan Kessling	OT	6-5	297	Jr.	Tallahassee, Fla. (Chiles)
64	Mohamed Kourouma	DL	6-3	285	r-Fr.	Somerset, N.J. (Franklin)
66	Alex Kupper	OL	6-3	289	So.	Louisville, Ky. (Trinity)
19	Jahmal Lawson	WR	6-5	221	So.	Louisville, Ky. (Valley)
31	Champ Lee	CB	6-0	198	r-Fr.	Lakeland, Fla. (Lake Gibson)
54	Reinhold Leicht	LB	6-1	226	Sr.	Louisville, Ky. (Air Force)
45	Jarel McGriff-Culver	DB	6-0	180	Fr.	Chicago, Ill. (Downer's Grove)
86	Zach Meagher	TE	6-4	243	Jr.	Cincinnati, Ohio (Glen Estes)
34	James Miller	RB	5-9	191	So.	Covington, Ky. (Tates Creek)
47	Malcolm Mitchell	DE	6-2	230	r-Fr.	Stone Mountain, Ga. (Dunwoody)
22	Aaron Nance	WR	6-3	197	Fr.	Louisville, Ky. (Seneca)
82	Pete Nocht	TE	6-5	245	Sr.	Lexington, Ky. (Tates Creek)
85	Nate Nord	TE	6-5	233	So.	Boca Raton, Fla. (West Boca Raton)
13	Preston Pace	CB	6-1	198	Jr.	St. Petersburg, Fla. (Butte)
22	Jordon Paschal	CB	5-9	172	Fr.	Trotwood, Ohio (Trotwood-Madison)
21	Troy Paschley	WR	6-3	195	Sr.	Alliance, Ohio (Alliance CC)
19	Johnny Patrick	CB	6-0	186	Sr.	Deland, Fla. (Deland)
59	Zach Perkins	OL	6-3	293	r-Fr.	Shepherdsville, Ky. (North Bullitt)
32	Senorise Perry	CB	6-0	180	Fr.	Summerville, Ga. (Chattooga)
93	Roy Pilon	DT	6-3	276	r-Fr.	Lexington, Ky. (Bryan Station)
12	Chris Philpott	K	6-0	196	Jr.	Atlanta, Ga. St. Pius X Catholic
15	Bilal Powell	RB	6-0	204	Sr.	Lakeland, Fla. (Lake Gibson)
51	Mike Privott	LB	6-0	226	r-Fr.	Norfolk, Va. (Lake Taylor)
89	Scott Radcliff	WR	5-10	182	So.	Louisville, Ky. (Trinity)
84	Stephan Robinson	WR	5-8	175	Fr.	Louisville, Ky. (Central)
43	Deon Rogers	LB	6-2	186	Fr.	Port St. Lucie, Fla. (Treasure Coast)
95	Randy Salmon	DT	6-3	286	So.	Stockbridge, Ga. (Hutchinson CC)
91	William Savoy	DE	6-1	241	Jr.	Elizabethtown, Ky. (John Hardin)
6	Greg Scruggs	DT	6-4	273	Jr.	Cincinnati, Ohio (St. Xavier)
23	Terence Simien	S	6-3	208	Jr.	Burbank, Calif. (San Mateo CC)
14	Andrell Smith	WR	6-4	212	So.	Miami, Fla. (Palmetto)
29	Hakeem Smith	S	6-1	174	r-Fr.	Jonesboro, Ga. (Riverdale)
53	Jake Smith	OL	6-3	313	Fr.	Jacksonville, Ala. (Jacksonville)
17	Marcus Smith	ATH	6-4	211	Fr.	Columbus, Ga. (Hardaway)
41	Eugene Sowell	LB	6-0	206	Sr.	Birmingham, Ala. (Shades Valley)
4	Will Stein	QB	5-10	175	So.	Louisville, Ky. (Trinity)
78	Byron Stingily	OT	6-5	300	Sr.	Country Club Hills, Ill. (Joliet CC)
72	Hunter Stout	OL	6-4	286	r-Fr.	Tampa, Fla. (Wharton)
90	Malcolm Tatum	DE	6-3	260	Sr.	Perkinston, Miss. (Gulf Coast CC)
18	Titus Teague	CB	5-11	173	r-Fr.	Pomona, Calif. (Pomona)
70	Conrad Thomas	OG	6-6	314	Sr.	Douglasville, Ga. (Douglas County)
76	Greg Tomczyk	OT	6-6	287	Sr.	Long Valley, N.J. (The Hun School)
17	DeMarcus Topp	WR	5-10	204	So.	Paducah, Ky. (Paducah-Tilghman)
69	Chris Walker	OL	6-2	316	r-Fr.	Louisville, Ky. (Ballard)
60	Daniel Weedman	LS	5-11	237	Sr.	Louisville, Ky. (Christian Academy)
79	Mark Wetterer	OG	6-5	306	Sr.	Cincinnati, Ohio (Anderson)
81	Chris White	TE	6-4	215	r-Fr.	Elizabethtown, Ky. (John Hardin)
40	Agyei Williams	S	5-11	184	So.	Louisville, Ky. (Trinity)
28	Jeremy Wright	RB	5-11	193	r-Fr.	Clermont, Fla. (East Lake)

**Numerical Roster**

No.	Name	Pos.	Ht.	Wt.	Cl.	Hometown (Last School)
1	Josh Bellamy	WR	6-0	205	Jr.	St. Petersburg, Fla. (Butte)
2	Michael Harris	WR	6-0	184	Fr.	Miami, Fla. (Northwestern)
2	Preston Brown	LB	6-2	249	Fr.	Cincinnati, Ohio (Northwest)
4	Will Stein	QB	5-10	185	So.	Louisville, Ky. (Trinity)
5	Brandon Heath	LB	6-1	215	Sr.	W.Palm Beach, Fla. (Palm Beach)
6	Greg Scruggs	DT	6-4	273	Jr.	Cincinnati, Ohio (St. Xavier)
6	Ryan Johnson	QB	6-2	200	Fr.	Louisville, Ky. (DeSales)
7	Damian Copeland	WR	6-0	175	r-Fr.	Bradenton, Fla. (Palmetto)
8	Darius Ashley	CB	5-8	186	So.	Cincinnati, Ohio (St. Xavier)
9	Adam Froman	QB	6-4	218	Sr.	Santa Rosa, Calif. (Santa Rosa CC)
10	Dominique Brown	QB	6-2	215	Fr.	Cincinnati, Ohio (Winton Woods)
11	Josh Chichester	TE	6-9	240	Jr.	West Chester, Ohio (Lakota West)
12	Chris Philpott	K	6-0	191	Jr.	Atlanta, Ga. St. Pius X Catholic)
13	Preston Pace	CB	6-1	204	Jr.	St. Petersburg, Fla. (Butte)
13	Justin Burke	QB	6-3	226	Sr.	Lexington, Ky. (NC St./Lex. Catholic)
14	Andrell Smith	WR	6-4	212	So.	Miami, Fla. (Palmetto)
15	Bilal Powell	RB	6-0	215	Sr.	Lakeland, Fla. (Lake Gibson)
17	DeMarcus Topp	WR	5-10	204	So.	Paducah, Ky. (Paducah-Tilghman)
17	Marcus Smith	ATH	6-4	234	Fr.	Columbus, Ga. (Hardaway)
18	Titus Teague	CB	5-11	173	r-Fr.	Pomona, Calif. (Pomona)
19	Johnny Patrick	CB	6-0	190	Sr.	Deland, Fla. (Deland)
19	Jahmal Lawson	WR	6-5	221	So.	Louisville, Ky. (Valley)
20	Victor Anderson	RB	5-10	186	Jr.	Louisville, Ky. (St. Xavier)
21	Troy Pascey	WR	6-3	203	Sr.	Alliance, Ohio (Alliance CC)
22	Jordon Paschal	CB	5-9	172	Fr.	Trotwood, Ohio (Trotwood-Madison)
22	Aaron Nance	WR	6-3	197	Fr.	Louisville, Ky. (Seneca)
23	Terence Simien	S	6-3	208	Jr.	Burbank, Calif. (San Mateo CC)
24	Daniel Brown	LB	6-1	219	So.	Atlanta, Ga. (Douglass)
25	Malik Curtley	RB	5-10	171	So.	Paducah, Ky. (Paducah-Tilghman)
25	Kenneth Jaboin	DB	6-2	210	Jr.	Miami, Fla. (NIACC)
26	Zed Evans	CB	5-11	173	r-Fr.	Seagoville, Texas (Seagoville)
27	Doug Beaumont	WR	5-9	187	Sr.	Louisville, Ky. (Male)
28	Jeremy Wright	RB	5-11	199	r-Fr.	Clermont, Fla. (East Lake)
29	Stephen Goodwin	WR	6-0	195	r-Fr.	Louisville, Ky. (St. Xavier)
29	Hakeem Smith	S	6-1	175	r-Fr.	Jonesboro, Ga. (Riverdale)
30	Kamal Hogan	RB	5-11	206	Fr.	Montvale, N.J. (St. Joseph's Regional)
31	Champ Lee	CB	6-0	185	r-Fr.	Lakeland, Fla. (Lake Gibson)
32	Marcus Bentley	DB	6-1	195	So.	Lexington, Ky. (Henry Clay)
32	Senorise Perry	CB	6-0	182	Fr.	Summerville, Ga. (Chattooga)
33	Grant Donovan	LS	6-1	192	Fr.	Louisville, Ky. (Male)
33	Mike Evans	CB	5-10	180	Jr.	Bellflower, Calif. (Nevada)
34	Kai Dominguez	WR	6-1	175	Fr.	Montvale, N.J. (St. Joseph's Regional)
34	George Durant	LB	6-2	215	r-Fr.	St. Petersburg, Fla. (Boca Ciega)
34	James Miller	RB	5-9	191	So.	Covington, Ky. (Tates Creek)
35	Andrew Fletcher	K	5-8	162	Fr.	Nashville, Tenn. (Montgomery Bell)
35	Anthony Conner	CB	5-11	190	Sr.	Houston, Texas (Butte CC)
36	Shenard Holton	S	6-1	190	So.	Bowling Green, Ky. (Warren East)
37	Lincoln Carr	WR	5-10	163	So.	Crestwood, Ky. (South Oldham)
37	Tyon Dixon	LB	6-0	190	Fr.	Cincinnati, Ohio (Colerain)
38	Isaac Geffrad	S	6-3	188	r-Fr.	Oakland Park, Fla. (Northeast)
39	Jacob Geffrad	LB	6-3	204	r-Fr.	Oakland Park, Fla. (Northeast)
40	Josh Bleser	P	6-2	208	Jr.	Park Hill, Ky. (Covington Catholic)
40	Agvei Williams	S	5-11	184	So.	Louisville, Ky. (Trinity)
41	Eugene Sowell	LB	6-0	208	Sr.	Birmingham, Ala. (Shades Valley)
42	Bobby Burns	CB	5-11	180	Sr.	Spanaway, Wash. (Butte CC)

No.	Name	Pos.	Ht.	Wt.	Cl.	Hometown (Last School)
43	Deon Rogers	LB	6-2	186	Fr.	Port St. Lucie, Fla. (Treasure Coast)
44	B.J. Butler	DE	6-2	264	Fr.	Kissimmee, Fla. (Osceola)
45	Jarel McGriff-Culver	DB	6-0	180	Fr.	Chicago, Ill. (Downer's Grove)
45	Blayne Donnell	RB	5-8	190	Sr.	Louisville, Ky. (Trinity)
46	Dexter Heyman	LB	6-3	238	Jr.	Louisville, Ky. (Male)
47	Malcolm Mitchell	DE	6-2	230	r-Fr.	Stone Mountain, Ga. (Dunwoody)
49	Patrick Grant	LB	6-4	236	Jr.	Sunrise, Fla. (Boyd Anderson)
51	Mike Privott	LB	6-0	226	r-Fr.	Norfolk, Va. (Lake Taylor)
52	Antwone Canady	LB	6-0	244	Sr.	Swainsboro, Ga. (Hutchinson CC)
53	Jake Smith	OL	6-3	313	Fr.	Jacksonville, Ala. (Jacksonville)
54	Reinhold Leicht	LB	6-1	242	Sr.	Louisville, Ky. (Air Force)
55	Mario Benavides	C	6-4	304	So.	Los Fresnos, Texas (Los Fresnos)
57	Nick Heuser	LB	6-0	229	So.	Louisville, Ky. (St. Xavier)
58	Rodney Gnat	DE	6-3	253	Sr.	Jacksonville, Fla. (Wolfson)
59	Zach Perkins	OL	6-3	293	r-Fr.	Shepherdsville, Ky. (North Bullitt)
60	Daniel Weedman	LS	5-11	237	Sr.	Louisville, Ky. (Christian Academy)
62	John Clark	OL	6-2	311	Jr.	Louisville, Ky. (St. Xavier)
63	Chris Johnson	DL	6-2	290	r-Fr.	Louisville, Ky. (Butler)
64	Mohamed Kourouma	DL	6-3	291	r-Fr.	Somerset, N.J. (Franklin)
65	Josh Byrom	G/C	6-5	300	Sr.	McKee's Rock, Pa. (Montour)
66	Alex Kupper	OL	6-3	289	So.	Louisville, Ky. (Trinity)
67	Nick Egart	OL	6-0	297	Jr.	Louisville, Ky. (St. Xavier)
68	Kamran Joyer	OG	6-3	301	r-Fr.	Tampa, Fla. (Wesley Chapel)
69	Chris Walker	OL	6-2	316	r-Fr.	Louisville, Ky. (Ballard)
70	Conrad Thomas	OG	6-6	315	Sr.	Douglasville, Ga. (Douglas County)
71	Chris Acosta	OL	6-3	262	Fr.	Miami, Fla. (Hialeah)
72	Hunter Stout	OL	6-4	286	r-Fr.	Tampa, Fla. (Wharton)
73	Hector Hernandez	OL	6-5	279	Jr.	Naples, Fla. (Naples)
74	Jeff Adams	OT	6-8	295	Sr.	Cadiz, Ky. (Trigg County)
75	Ryan Kessler	OT	6-5	297	Jr.	Tallahassee, Fla. (Chiles)
76	Greg Tomczyk	OT	6-6	287	Sr.	Long Valley, N.J. (The Hun School)
77	Joe Evinger	OL	6-6	320	Sr.	Brazil, Ind. (College of the Canyons)
78	Byron Stingily	OT	6-5	300	Sr.	Country Club Hills, Ill. (Joliet CC)
79	Mark Wetterer	OG	6-5	306	Sr.	Cincinnati, Ohio (Anderson)
80	Stephon Ball	TE	6-4	218	So.	Cincinnati, Ohio (St. Xavier)
81	Chris White	TE	6-4	215	r-Fr.	Elizabethtown, Ky. (John Hardin)
82	Pete Nocht	TE	6-5	245	Sr.	Lexington, Ky. (Tates Creek)
83	Cameron Graham	TE	6-4	248	Sr.	Inglewood, Calif. (El Camino)
84	Stephan Robinson	WR	5-8	165	Fr.	Louisville, Ky. (Central)
85	Nate Nord	TE	6-5	230	So.	Boca Raton, Fla. (West Boca Raton)
86	Zach Meagher	TE	6-4	239	Jr.	Cincinnati, Ohio (Glen Estes)
88	Jarrett Davis	WR	5-10	164	Fr.	College Park, Ga. (Sandy Creek)
89	Scott Radcliff	WR	5-10	182	So.	Louisville, Ky. (Trinity)
90	Malcolm Tatum	DE	6-3	260	Sr.	Perkinston, Miss. (Gulf Coast CC)
91	William Savoy	DE	6-1	241	Jr.	Elizabethtown, Ky. (John Hardin)
92	Brandon Dunn	DT	6-3	282	Fr.	Louisville, Ky. (Pleasure Ridge Prk)
93	Roy Philon	DT	6-3	276	r-Fr.	Lexington, Ky. (Bryan Station)
95	Randy Salmon	DT	6-3	291	So.	Stockbridge, Ga. (Hutchinson CC)
97	Tim High	DT	6-2	298	Sr.	Compton, Calif. (El Camino CC)
98	Drew Davis	DT	6-1	275	So.	Fort Mitchell, Ky. (Beechwood)
99	Jamaine Brooks	DL	6-4	328	Fr.	Miami, Fla. (Palmetto)

**GAME #12 • Louisville (5-6, 2-4 BIG EAST) vs. Rutgers (4-6, 1-4 BIG EAST) • Piscataway, N.J.**

**2010 Statistics**

DATE	OPPONENT	UL	OPP	ATT	BIG EAST	OVERALL
9/4	Kentucky	16	23	55,327	0-0	0-1
9/11	Eastern Kentucky	23	13	51,427	0-0	1-1
9/18	at Oregon State	28	35	45,379	0-0	1-2
10/2	at Arkansas State	34	24	25,219	0-0	2-2
10/9	Memphis	56	0	48,427	0-0	3-2
10/15	Cincinnati	27	35	55,106	0-1	3-3
10/23	Connecticut	26	0	48,591	1-1	4-3
10/30	at Pittsburgh	3	20	48,562	1-2	4-4
11/6	at Syracuse	28	20	40,735	2-2	5-4
11/13	South Florida (ot)	21	24	43,887	2-3	5-5
11/20	West Virginia			51,772		

TEAM STATISTICS	Louisville	Opponent
<b>SCORING</b>	262	194
Points Per Game	26.2	19.4
<b>FIRST DOWNS</b>	199	158
Rushing	93	69
Passing	93	73
Penalty	13	16
<b>RUSHING YARDAGE</b>	1923	1429
Yards gained rushing	2124	1707
Yards lost rushing	201	278
Rushing Attempts	382	341
Average Per Rush	5.0	4.2
Average Per Game	192.3	142.9
TDs Rushing	14	9
<b>PASSING YARDAGE</b>	1989	1636
Comp-Att-Int	167-282-7	143-255-7
Average Per Pass	7.1	6.4
Average Per Catch	11.9	11.4
Average Per Game	198.9	163.6
TDs Passing	17	13
<b>TOTAL OFFENSE</b>	3912	3065
Total Plays	664	596
Average Per Play	5.9	5.1
Average Per Game	391.2	306.5
<b>KICK RETURNS: #-Yards</b>	36-842	40-1013
<b>PUNT RETURNS: #-Yards</b>	20-264	14-56
<b>INT RETURNS: #-Yards</b>	7-69	7-91
<b>KICK RETURN AVERAGE</b>	23.4	25.3
<b>PUNT RETURN AVERAGE</b>	13.2	4.0
<b>INT RETURN AVERAGE</b>	9.9	13.0
<b>FUMBLES-LOST</b>	12-7	13-8
<b>PENALTIES-Yards</b>	79-630	70-559
Average Per Game	63.0	55.9
<b>PUNTS-Yards</b>	47-1867	55-2375
Average Per Punt	39.7	43.2
Net punt average	36.4	36.9
<b>TIME OF POSSESSION/Game</b>	31:33	28:27
<b>3RD-DOWN Conversions</b>	56/139	42/129
3rd-Down Pct	40%	33%
<b>4TH-DOWN Conversions</b>	6/11	3/5
4th-Down Pct	55%	60%
<b>SACKS BY-Yards</b>	25-161	12-89
<b>TOUCHDOWNS SCORED</b>	32	24
<b>FIELD GOALS-ATTEMPTS</b>	12-16	9-16
<b>ON-SIDE KICKS</b>	1-1	1-1
<b>RED-ZONE SCORES</b>	(26-32) 81%	(17-21) 81%
<b>RED-ZONE TOUCHDOWNS</b>	(18-32) 56%	(11-21) 52%
<b>PAT-ATTEMPTS</b>	(32-32) 100%	(21-22) 95%
<b>ATTENDANCE</b>	302765	159895
Games/Avg Per Game	6/50461	4/39974

SCORE BY QUARTERS	1st	2nd	3rd	4th	OT	Total
LOUISVILLE	55	122	45	40	0	241

Opponents	G	Effic	Comp-Att-Int	Pct	Yds	TD	Lng	Avg/G
44	58	58	31	3	170			
<b>■PASSING</b>								
FROMAN, Adam	8	136.46	132-218-4	60.6	1633	11	57	204.1
BURKE, Justin	6	115.83	46-86-3	53.5	474	6	29	79.0
BROWN, D.	8	-200.00	0-1-1	0.0	0	0	0	0.0
BEAUMONT, Doug	9	326.80	1-1-0	100.0	27	0	27	3.0
<b>Total</b>	<b>11</b>	<b>130.18</b>	<b>179-306-8</b>	<b>58.5</b>	<b>2134</b>	<b>17</b>	<b>57</b>	<b>194.0</b>
<b>Opponents</b>	<b>11</b>	<b>119.82</b>	<b>152-275-7</b>	<b>55.3</b>	<b>1769</b>	<b>13</b>	<b>62</b>	<b>160.8</b>

Opponents	GP	Att	Gain	Loss	Net	Avg	TD	Lg	Avg/G
10	188	1272	65	1207	6.4	9	85	120.7	
<b>■RUSHING</b>									
POWELL, Bilal	10	188	1272	65	1207	6.4	9	85	120.7
ANDERSON, Vic	8	63	302	16	286	4.5	0	20	35.8
WRIGHT, Jeremy	9	51	237	6	231	4.5	3	28	25.7
DONNELL, Blayne	11	23	102	5	97	4.2	0	17	8.8
FROMAN, Adam	8	36	147	72	75	2.1	2	19	9.4
BROWN, D.	8	20	62	3	59	3.0	0	9	7.4
PHILPOTT, Chris	11	1	21	0	21	21.0	0	21	1.9
BELLAMY, Josh	11	1	12	0	12	12.0	0	12	1.1
EVANS, Zed	10	3	9	1	0.3	0	7	0.1	
PASCLEY, Troy	2	1	0	10	-10	-10.0	0	0	-5.0
BURKE, Justin	6	17	34	47	-13	-0.8	0	8	-2.2
TEAM	3	8	0	17	-17	-2.1	0	0	-5.7
<b>Total</b>	<b>11</b>	<b>412</b>	<b>2198</b>	<b>249</b>	<b>1949</b>	<b>4.7</b>	<b>14</b>	<b>85</b>	<b>177.2</b>
<b>Opponents</b>	<b>11</b>	<b>388</b>	<b>1888</b>	<b>331</b>	<b>1557</b>	<b>4.0</b>	<b>11</b>	<b>67</b>	<b>141.5</b>

Opponents	GP	No.	Yds.	Avg.	TD	Lg	Yds/G
9	34	383	11.3	1	44	42.6	
<b>■RECEIVING</b>							
BEAUMONT, Doug	9	34	383	11.3	1	44	42.6
GRAHAM, Cameron	11	33	397	12.0	3	39	36.1
BELLAMY, Josh	11	26	367	14.1	5	44	33.4
SMITH, Andrell	11	19	278	14.6	3	42	25.3
CHICHESTER, J.	10	17	271	15.9	4	48	27.1
POWELL, Bilal	10	14	120	8.6	1	57	12.0
ANDERSON, Vic	8	11	61	5.5	0	15	7.6
DONNELL, Blayne	11	6	29	4.8	0	10	2.6
COPELAND, D.	6	5	80	16.0	0	39	13.3
NORD, Nate	9	4	36	9.0	0	20	4.0
BROWN, D.	8	3	32	10.7	0	20	4.0
WRIGHT, Jeremy	9	2	16	8.0	0	10	1.8
FROMAN, Adam	8	1	27	27.0	0	27	3.4
NOCHTA, Pete	6	1	17	17.0	0	17	2.8
PASCLEY, Troy	2	1	10	10.0	0	10	5.0
RADCLIFFE, Scott	10	1	6	6.0	0	6	0.6
DOMINGUEZ, Kai	3	1	4	4.0	0	4	1.3
<b>Total</b>	<b>11</b>	<b>179</b>	<b>2134</b>	<b>11.9</b>	<b>17</b>	<b>57</b>	<b>194.0</b>
<b>Opponents</b>	<b>11</b>	<b>152</b>	<b>1769</b>	<b>11.6</b>	<b>13</b>	<b>62</b>	<b>160.8</b>



**GAME #12 • Louisville (5-6, 2-4 BIG EAST) vs. Rutgers (4-6, 1-4 BIG EAST) • Piscataway, N.J.**

**2010 Statistics**

■ PUNT RETURNS	No.	Yds	Avg	TD	Long
BEAUMONT, Doug	12	187	15.6	1	74
BELLAMY, Josh	7	63	9.0	0	18
RADCLIFFE, Scott	2	14	7.0	0	10
<b>Total</b>	<b>21</b>	<b>264</b>	<b>12.6</b>	<b>1</b>	<b>74</b>
<b>Opponents</b>	<b>17</b>	<b>78</b>	<b>4.6</b>	<b>0</b>	<b>28</b>

■ INTERCEPTIONS	No.	Yds	Avg	TD	Long
PATRICK, Johnny	3	64	21.3	0	31
ASHLEY, Darius	2	2	1.0	0	2
HOLTON, Shenard	1	0	0.0	0	0
SCRUGGS, Greg	1	3	3.0	0	3
<b>Total</b>	<b>7</b>	<b>69</b>	<b>9.9</b>	<b>0</b>	<b>31</b>
<b>Opponents</b>	<b>8</b>	<b>102</b>	<b>12.8</b>	<b>1</b>	<b>80</b>

■ KICK RETURNS	No.	Yds	Avg	TD	Long
WRIGHT, Jeremy	12	309	25.8	0	53
ANDERSON, Vic	10	308	30.8	0	67
BELLAMY, Josh	7	167	23.9	0	35
DONNELL, Blayne	4	11.5	0	21	
BROWN, D.	4	52	13.0	0	15
TEAM	1	0	0.0	0	0
<b>Total</b>	<b>38</b>	<b>882</b>	<b>23.2</b>	<b>0</b>	<b>67</b>
<b>Opponents</b>	<b>43</b>	<b>1069</b>	<b>24.9</b>	<b>1</b>	<b>100</b>

■ TOTAL OFFENSE	G	Plays	Rush	Pass	Total	Avg/G
FROMAN, Adam	8	254	75	1633	1708	213.5
POWELL, Bilal	10	188	1207	0	1207	120.7
BURKE, Justin	6	103	-13	474	461	76.8
ANDERSON, Vic	8	63	286	0	286	35.8
WRIGHT, Jeremy	9	51	231	0	231	25.7
DONNELL, Blayne	11	23	97	0	97	8.8
BROWN, D.	8	21	59	0	59	7.4
BEAUMONT, Doug	9	1	0	27	27	3.0
PHILPOTT, Chris	11	1	21	0	21	1.9
BELLAMY, Josh	11	1	12	0	12	1.1
EVANS, Zed	10	3	1	0	1	0.1
PASCLEY, Troy	2	1	-10	0	-10	-5.0
TEAM	3	8	-17	0	-17	-5.7
<b>Total</b>	<b>11</b>	<b>718</b>	<b>1949</b>	<b>2134</b>	<b>4083</b>	<b>371.2</b>
<b>Opponents</b>	<b>11</b>	<b>663</b>	<b>1557</b>	<b>1769</b>	<b>3326</b>	<b>302.4</b>

■ ALL PURPOSE	G	Rush	Rec	PR	KOR	IR	Tot	Avg/G
POWELL, Bilal	10	1207	120	0	0	0	1327	132.7
ANDERSON, Vic	8	286	61	0	308	0	655	81.9
BELLAMY, Josh	11	12	367	63	167	0	609	55.4
BEAUMONT, Doug	9	0	383	187	0	0	570	63.3
WRIGHT, Jeremy	9	231	16	0	309	0	556	61.8
GRAHAM, Cameron	11	0	397	0	0	0	397	36.1
SMITH, Andrell	11	0	278	0	0	0	278	25.3
CHICHESTER, J.	10	0	271	0	0	0	271	27.1
DONNELL, Blayne	11	97	29	0	46	0	172	15.6
BROWN, D.	8	59	32	0	52	0	143	17.9
FROMAN, Adam	8	75	27	0	0	0	102	12.8
COPELAND, D.	6	0	80	0	0	0	80	13.3
PATRICK, Johnny	11	0	0	0	0	64	64	5.8
NORD, Nate	9	0	36	0	0	0	36	4.0
PHILPOTT, Chris	11	21	0	0	0	0	21	1.9
RADCLIFFE, Scott	10	0	6	14	0	0	20	2.0
NOCHTA, Pete	6	0	17	0	0	0	17	2.8
DOMINGUEZ, Kai	3	0	4	0	0	0	4	1.3
SCRUGGS, Greg	10	0	0	0	0	3	3	0.3
ASHLEY, Darius	8	0	0	0	0	2	2	0.2
<b>Total</b>	<b>11</b>	<b>1949</b>	<b>2134</b>	<b>264</b>	<b>882</b>	<b>69</b>	<b>5298</b>	<b>481.6</b>
<b>Opponents</b>	<b>11</b>	<b>1557</b>	<b>1769</b>	<b>78</b>	<b>1069</b>	<b>102</b>	<b>4575</b>	<b>415.9</b>

**----- PATS -----**

■ SCORING	TD	FGs	Kick	Rush	Rcv	Pass	DXP	Saf	Pts
PHILPOTT, Chris	0	13-17	33-33	0-0	0	0-0	0	0	72
POWELL, Bilal	10	0-0	0-0	0-0	0	0-0	0	0	60
BELLAMY, Josh	5	0-0	0-0	0-0	0	0-0	0	0	30
CHICHESTER, J.	4	0-0	0-0	0-0	0	0-0	0	0	24
WRIGHT, Jeremy	3	0-0	0-0	0-0	0	0-0	0	0	18
GRAHAM, Cameron	3	0-0	0-0	0-0	0	0-0	0	0	18
SMITH, Andrell	3	0-0	0-0	0-0	0	0-0	0	0	18
FROMAN, Adam	2	0-0	0-0	0-0	0	0-0	0	0	12
BEAUMONT, Doug	2	0-0	0-0	0-0	0	0-0	0	0	12
BROWN, Daniel	1	0-0	0-0	0-0	0	0-0	0	0	6
TEAM	0	0-0	0-0	0-0	0	0-0	0	1	2
<b>Total</b>	<b>33</b>	<b>13-17</b>	<b>33-33</b>	<b>0-0</b>	<b>0</b>	<b>0-0</b>	<b>0</b>	<b>1</b>	<b>272</b>
<b>Opponents</b>	<b>26</b>	<b>10-18</b>	<b>23-24</b>	<b>1-1</b>	<b>0</b>	<b>0-1</b>	<b>0</b>	<b>0</b>	<b>211</b>

■ FIELD GOALS	FG-FGA	Pct	01-19	20-29	30-39	40-49	50+	Lg	Bk
PHILPOTT, Chris	13-17	76.5	0-0	5-5	4-5	4-7	0-0	46	0

■ FG SEQUENCE	Louisville	Cardinals	OPPONENTS
Kentucky	(44),(32),(27)		(41),25
Eastern Kentucky	-		-
Oregon State			
Arkansas State	(28), 42, (46)		28, (35)
Memphis	-		-
Cincinnati	40, (26), 40, (37)		-
Connecticut	(39), (42), (26), (24)		29
Pittsburgh	(35), 30		(26), (42), 28
Syracuse	-		(23), (42)
USF	-		(39),(22),52,(37)
West Virginia	(43)		(43), 41

■ PUNTING	No.	Yds	Avg	Long	TB	FC	I20	Blkd
BLESER, Josh	30	1193	39.8	59	3	8	12	0
PHILPOTT, Chris	25	1041	41.6	73	2	4	8	0
<b>Total</b>	<b>55</b>	<b>2234</b>	<b>40.6</b>	<b>73</b>	<b>5</b>	<b>12</b>	<b>20</b>	<b>0</b>
<b>Opponents</b>	<b>62</b>	<b>2689</b>	<b>43.4</b>	<b>71</b>	<b>4</b>	<b>13</b>	<b>18</b>	<b>0</b>

■ KICKOFFS	No.	Yds	Avg	TB	OB	Ret	Net	ydln
PHILPOTT, Chris	56	3732	66.6	14	0			
<b>Total</b>	<b>56</b>	<b>3732</b>	<b>66.6</b>	<b>14</b>	<b>0</b>	<b>1069</b>	<b>42.6</b>	<b>27</b>
<b>Opponents</b>	<b>46</b>	<b>2918</b>	<b>63.4</b>	<b>6</b>	<b>2</b>	<b>882</b>	<b>41.7</b>	<b>28</b>

**2010 Defensive Statistics**

DEFENSIVE LEADERS		GP	Solo	Ast	Total	TFL/Yds	No-Yards	Int-Yds	BrUp	QBH	Rcv-Yds	FF	Kick	Saf
29	SMITH, Hakeem	11	52	22	74	4.5-13	.	.	1	.	1-0	1	.	.
36	HOLTON, Shenard	11	41	16	57	2.0-8	.	1-0	1	.	.	.	.	.
5	HEATH, Brandon	10	38	17	55	7.0-18	1.5-10	.	1	.	.	.	.	.
24	BROWN, Daniel	11	37	11	48	10.0-44	3.0-21	.	.	2	1-0	1	.	.
19	PATRICK, Johnny	11	39	6	45	4.5-10	.	3-64	8	1	.	.	.	.
46	HEYMAN, Dexter	11	28	12	40	2.5-6	1.5-4	.	2	.	.	.	.	.
90	TATUM, Malcolm	11	22	13	35	4.0-14	2.5-12	.	1	1	.	2	.	.
42	BURNS, Bobby	11	23	8	31	1.0-3	.	.	3	1	1-0	.	.	.
52	CANADY, Antwone	10	16	9	25	1.0-10	1.0-10	.	.	1	1-0	.	.	.
58	GNAT, Rodney	11	16	7	23	8.5-58	8.0-56	.	1	2	1-0	2	.	.
44	BUTLER, B.J.	10	18	3	21	6.0-23	2.5-14	.	.	.	.	.	.	.
8	ASHLEY, Darius	8	16	4	20	3.0-26	3.0-26	2-2	1	.	.	1	.	.
91	SAVOY, William	11	8	6	14	3.0-13	1.0-9	.	1	1	.	.	.	.
92	DUNN, Brandon	9	8	4	12	.	.	.	.	.	.	.	.	.
93	PHILON, Roy	8	7	5	12	0.5-1	.	.	.	1	.	.	.	.
33	EVANS, Mike	9	6	5	11	2.0-17	2.0-17	.	.	.	.	.	.	.
6	SCRUGGS, Greg	10	7	4	11	3.5-7	.	1-3	.	.	2-0	.	.	.
2	BROWN, Preston	11	3	4	7	1.0-1	1.0-1	.	.	.	.	.	.	.
43	ROGERS, Deon	9	3	4	7	.	.	.	.	.	1-0	.	.	.
32	PERRY, Seniorise	7	5	1	6	.	.	.	.	.	.	.	.	.
97	HIGH, Tim	9	4	2	6	.	.	.	.	.	.	.	.	.
41	SOWELL, Eugene	7	5	.	5	.	.	.	1	.	.	.	.	.
3B	DONOVAN, Grant	2	2	3	5	.	.	.	2	.	.	.	.	.
26	EVANS, Zed	10	2	2	4	.	.	.	.	.	.	.	.	.
86	MEAGHER, Zach	7	3	1	4	.	.	.	.	.	.	.	.	.
23	SIMIEN, Terence	4	3	1	4	1.0-3	.	.	.	.	.	.	.	.
12	PHILPOTT, Chris	11	3	1	4	.	.	.	.	.	.	.	.	.
47	MITCHELL, M.	5	1	3	4	1.5-7	.	.	.	.	.	.	.	.
95	SALMON, Randy	6	2	2	4	1.0-2	1.0-2	.	.	.	.	.	.	.
39	GEFFRAD, Jacob	6	2	1	3	.	.	.	.	.	.	.	.	.
38	GEFFRAD, Isaac	5	3	.	3	.	.	.	.	.	.	.	.	.
89	RADCLIFF, Scott	10	1	2	3	.	.	.	.	.	.	.	.	.
83	GRAHAM, Cameron	11	3	.	3	.	.	.	.	.	.	.	.	.
1	BELLAMY, Josh	11	2	.	2	.	.	.	.	.	.	.	.	.
17	SMITH, Marcus	8	1	1	2	1.0-1	.	.	.	.	.	.	.	.
27	BEAUMONT, Doug	9	2	.	2	.	.	.	.	.	.	.	.	.
45	DONNELL, Blayne	11	1	1	2	.	.	.	.	.	.	.	.	.
28	WRIGHT, Jeremy	9	1	.	1	.	.	.	.	.	.	.	.	.
62	CLARK, John	9	.	1	1	.	.	.	.	.	.	.	.	.
31	LEE, Champ	7	1	.	1	.	.	.	.	.	.	.	.	.
7A	WILLIAMS, Agyei	4	1	.	1	.	.	.	.	.	.	.	.	.
10	BROWN, D.	8	1	.	1	.	.	.	.	.	.	.	.	.
40	BLESER, Josh	10	.	1	1	.	.	.	.	.	.	.	.	.
59	PERKINS, Zach	1	.	1	1	0.5-0	.	.	.	.	.	.	.	.
18	TEAGUE, Titus	2	1	.	1	.	.	.	1	.	.	.	.	.
49	GRANT, Patrick	4	1	.	1	.	.	.	.	.	.	.	.	.

**Game-By-Game Statistics**

Opponent	Score	Total	First Downs			Rushing		Pass		Total Offense Plays-Yards	Return Yards	TO
			Rush	Pass	Pen	Number-Yards	Comp-Att-Int	Yards				
Kentucky	16-23	17/20	8/9	6/10	3/1	32-190/37-230	14-29-1/18-27-0	127/236	61-317/64-466	119/74	2/0	
E. Kentucky	23-13	17/12	7/5	9/5	1/2	35-169/35-92	15-23-1/11-23-1	188/152	58-388/58-230	78/123	3/2	
Oregon State	28-35	24/19	9/9	14/8	1/2	39-165/34-177	22-38-1/15-27-0	288/142	77-453/61-319	288/142	2/0	
Arkansas State	34-24	26/19	15/10	11/7	0/2	50-267/36-200	20-33-1/12-25-2	308/209	83-575/61-409	127/79	2/4	
Memphis	56-0	22/13	10/3	12/9	0/1	34-299/34-39	17-22-0/16-30-1	275/188	56-574/64-223	96/79	0/1	
Cincinnati	27-35	19/22	6/9	13/11	0/2	34-228/33-178	19-28-0/18-28-2	206/275	62-434/61-453	142/98	0/3	
Connecticut	26-0	20/11	11/5	7/4	2/2	38-160/25-108	18-30-0/10-20-1	195/87	68-355/45-195	127/127	0/3	
Pittsburgh	3-20	14/15	7/6	5/8	2/1	32-103/32-137	13-23-1/13-24-0	82/123	55-185/61-255	113/110	2/0	
Syracuse	28-20	19/17	10/7	8/8	1/2	39-160/31-101	13-25-0/19-32-0	143/155	64-303/63-256	83/157	1/1	
USF	21-24	21/10	10/6	8/3	3/1	49-182/39-172	16-31-2/11-19-0	146/87	80-328/58-259	125/144	2/1	
West Virginia	10-17	9/15	2/9	6/5	1/1	30-26/47-128	12-24-1/9-20-0	145/133	54-171/67-261	40/89	1/1	

Opponent	3rd Down Conv.	4th Down Conv.	Time of Possession	TOP Margin	Avg Yds/Rush	Avg Yds/Pass	Avg Yds/Play	Punting Number-Avg	Penalties Number-Yards
E. Kentucky	2-10/2-14	0-1/1-1	28:03/31:57	-3:54	4.8/2.6	14.6/12.5	6.7/4.0	6-44.3/7-45.7	11-100/14-97
Oregon State	7-15/2-10	1-2/0-0	33:22/26:38	6:44	4.2/5.2	13.1/9.5	5.9/5.2	5-43.6/7-43.0	8-65/7-65
Arkansas State	7/18/4-12	1-2/0-1	36:00/24:00	12:00	5.3/5.6	15.4/17.4	6.9/6.7	3-29.3/4-41.2	13-90/6-30
Memphis	6-11/3-16	0-0/0-0	26:46/33:14	-6:28	8.8/1.1	16.2/11.5	10.2/3.5	5-44.0/10-41.9	4-26/6-38
Cincinnati	5-13/6-9	0-1/0-0	33:34/26:26	7:08	6.7/5.4	10.8/15/3	7.0/7.4	3-33.3/2-44/5	8-73/5-51
Connecticut	8-15/4-11	0-0/0-0	37:27/22:33	14:54	4.2/4.3	10.8/8.7	5.2/4.3	3-39.3/5-42.8	7-70/4-41
Pittsburgh	5-12/7-16	0-0/1-2	28:26/31:34	-3:08	3.2/3.6	6.3/9.5	3.4/4.2	4-44.8/3-49.0	6-46/4-35
Syracuse	4-12/6-14	2-2/0-0	30:02/29:58	+0:04	4.1/3.3	11.0/8.2	4.7/4.1	6-41.3/6-43/5	10-67/8-57
USF	8-18/2-14	1-2/0-0	32:15/27:45	+4:30	3.7/4.1	9.1/7.9	4.1/4.5	8-35.5/7-37.1	8-63/5-55
West Virginia	2-13/6-16	1-2/0-0	28:03/31:57	-3:54	0.9/2.7	12.1/14.8	3.2/3.9	8-45.9/7-44.9	7-70/4-28

**Miscellaneous Team Statistics**

**LOU Scores/Red Zone Entries**

Scores — 26 (81.2%)  
 Touchdowns — 18; Field Goals — 8  
 Non Scores — 5; Missed FG - 2, Loss of Downs -2; Fumble - 1; Interceptions - 1

**KICKOFFS**

Touchbacks — 14  
 Opponent Returns — 43  
 Fair Catches - 0, Out of Bounds - 0  
 Onsides Kicks - 0

**Miscellaneous Team Statistics**

**Opp Scores/Red Zone Entries**

Scores — 20 (83.0%)  
 Touchdowns — 13; Field Goals — 7  
 Non Scores — 4; Missed FG - 4, Loss of Downs -0; Fumble - 0; Interceptions - 0

**Turnover Table**

	Total	UK	EKU	OSU	ASU	UM	UC	UCN	PITT	SU	USF	WVU
U of L Turnovers:	14	2	3	2	2	0	0	0	2	1	2	1
Opponent Points Scored:	20	0	7	0	3	0	0	0	7	3	0	0
Opponent Turnovers:	17	0	2	2	4	1	3	3	0	1	1	1
U of L Points Scored:	58	0	0	0	7	7	13	10	0	7	7	7

**Individual Game-By-Game Statistics**

**PASSING**

#9 Adam Froman	Att	Comp	Int	Pct	Yards	TD	Long	Sack	Yds	Effic
Kentucky	29	14	1	48.2	127	0	16	2	13	78.17
Eastern Kentucky	23	15	1	65.2	219	1	42	1	4	150.85
Oregon State	38	22	1	57.9	288	1	44	1	5	124.98
Arkansas State	33	20	1	60.6	308	3	57	2	15	162.95
Memphis	16	12	0	75.0	235	4	48	0	0	280.88
Cincinnati	27	18	0	66.7	179	1	20	1	8	134.58
Connecticut	30	18	0	60.0	195	1	42	0	0	125.60
Pittsburgh	22	13	0	59.1	82	0	18	3	25	90.40

**#13 Justin Burke**

	Att	Comp	Int	Pct	Yards	TD	Long	Sack	Yds	Effic
Memphis	6	5	0	83.3	40	1	20	0	0	194.33
Pittsburgh	1	0	1	0.0	0	0	0	0	0	-200.00
Syracuse	25	13	0	52.0	143	2	29	2	19	126.45
USF	30	16	1	53.3	146	3	20	0	0	120.55
West Virginia	24	12	1	50.0	145	0	26	4	34	92.42

**RUSHING**

	No-Yds/TD	UK	EKU	OSU	ASU	UM	UC	CONN	PITT	SU	USF	WVU	RU
POWELL, Bilal	188-1207/9	16-153/1	16-92/2	20-83/1	21-157/1	18-204/2	24-209/2	27-105/0	11-64/0	DNP	31-140/0	4-0/0	
ANDERSON, Vic	63-286/0	8-32/0	11-67/0	8-15/0	18-108/0	3-23/0	DNP	DNP	DNP	10-46/0	2-2/0	3--7/0	
WRIGHT, Jeremy	51-231/3	DNP	-	-	DNP	7-58/1	-	1-12/0	6-25/0	19-98/2	5-18/0	13-20/0	
DONNELL, Blayne	23-97/0	2-10/0	-	3-21/0	-	1-3/0	3-11/0	3-18/0	5-14/0	5-22/0	1--2/0	-	
FROMAN, Adam	36-75/2	5-5/0	5-20/0	8-46/2	4--6/0	1-11/0	5--3/0	3-20/0	5--18/0	DNP	DNP	DNP	
BROWN, D.	20-59/0	DNP	DNP	DNP	4-13/0	1--1/0	1--1/0	2-7/0	5-18/0	-	7-23/0	-	
PHILPOTT, Chris	1-21/0	-	-	-	-	-	-	-	-	-	-	1-21/0	
BELLAMY, Josh	1-12/0	-	-	-	-	-	1-12/0	-	-	-	-	-	
EVANS, Zed	3-1/0	-	-	-	-	3-1/0	-	-	-	-	-	-	
BURKE, Justin	17--13/0	DNP	-	DNP	DNP	-	DNP	DNP	-	5--6/0	3-1/0	9--8/0	
PASCLEY, Troy	1--10/0	1--10/0	DNP	DNP	DNP	DNP	DNP	DNP	DNP	DNP	-	-	

**RECEIVING**

	No-Yds/TD	UK	EKU	OSU	ASU	UM	UC	CONN	PITT	SU	USF	WVU	RU
BEAUMONT, D.	34-383/1	3-40/0	4-83/1	9-121/0	DNP	DNP	1-11/0	7-53/0	7-50/0	1-11/0	1-9/0	1-5/0	
GRAHAM, C.	33-397/3	3-38/0	3-44/0	3-41/1	2-15/0	3-55/1	5-38/0	3-33/1	1-5/0	3-30/0	1-3/0	6-95/0	
BELLAMY, Josh	26-367/5	-	2-22/0	3-65/0	4-66/2	6-112/2	2-10/0	1-9/0	-	2-20/0	5-58/1	1-5/0	
SMITH, Andrell	19-278/3	2-17/0	1-27/0	-	1-18/0	1-4/1	3-59/0	3-62/0	2-13/0	2-20/1	3-43/1	1-15/0	
CHICHESTER, J.	17-271/4	-	2-22/0	1-13/0	4-66/0	2-67/1	2-14/1	2-33/0	DNP	2-50/1	1-2/1	1-4/0	
POWELL, Bilal	14-120/1	1-6/0	1-4/0	2-21/0	2-65/1	-	2-13/0	2-5/0	2-4/0	DNP	2-2/0	-	
ANDERSON, Vic	11-61/0	2-10/0	2-17/0	3-17/0	3-11/0	-	DNP	DNP	DNP	1-6/0	-	-	
DONNELL, B.	6-29/0	1-1/0	-	1-10/0	-	1-1/0	1-5/0	-	-	1-4/0	1-8/0	-	
COPELAND, D.	5-80/0	DNP	DNP	DNP	3-61/0	DNP	DNP	-	-	-	1-15/0	1-4/0	
NORD, Nate	4-36/0	1-5/0	-	-	-	-	2-29/0	-	-	1-2/0	DNP	DNP	
BROWN, D.	3-32/0	DNP	DNP	DNP	-	3-32/0	-	-	-	-	-	-	
WRIGHT, Jeremy	2-16/0	DNP	-	-	DNP	-	-	-	1-10/0	-	1-6/0	-	
FROMAN, Adam	1-27/0	-	-	-	-	-	1-27/0	-	-	DNP	DNP	DNP	
NOCHTA, Pete	1-17/0	DNP	-	-	-	-	DNP	-	-	-	-	1-17/0	
PASCLEY, Troy	1-10/0	1-10/0	DNP	DNP	DNP	DNP	DNP	DNP	DNP	DNP	-	-	
RADCLIFF, Scott	1-6/0	-	-	DNP	1-6/0	-	-	-	-	-	-	-	
DOMINGUEZ, K.	1-4/0	DNP	DNP	DNP	-	1-4/0	DNP	DNP	-	DNP	DNP	DNP	

**GAME #12 • Louisville (5-6, 2-4 BIG EAST) vs. Rutgers (4-6, 1-4 BIG EAST) • Piscataway, N.J.**

**Individual Defensive Game-By-Game Statistics**

<b>TOTAL TACKLES</b>	<b>UA-A</b>	<b>TOT</b>	<b>UK</b>	<b>EKU</b>	<b>OSU</b>	<b>ASU</b>	<b>UM</b>	<b>UC</b>	<b>CONN</b>	<b>PITT</b>	<b>SU</b>	<b>USF</b>	<b>WVU</b>	<b>RU</b>
SMITH, Hakeem, S	52-22	74	5-1	3-0	2-5	2-4	4-0	4-1	7-1	5-3	11-2	5-4	4-1	
HOLTON, Shenard S	41-16	57	8-1	2-2	5-2	4-2	2-1	6-0	4-1	1-4	5-2	1-1	3-0	
HEATH, Brandon LB	38-17	55	3-1	DNP	1-1	2-1	1-3	4-2	5-0	6-3	3-1	9-2	4-3	
BROWN, Daniel LB	37-11	48	3-0	3-0	2-2	3-0	1-1	1-0	3-2	5-3	6-0	4-1	6-2	
PATRICK, Johnny CB	39-6	45	5-0	5-0	5-2	-	2-0	5-0	4-0	2-1	5-1	4-1	2-1	
HEYMAN, Dexter LB	28-12	40	-	3-2	1-3	10-3	4-0	2-0	-	0-1	2-0	2-3	4-0	
TATUM, Malcolm DE	22-13	35	3-1	0-1	2-4	2-1	2-0	5-0	3-0	0-1	2-0	0-3	3-2	
BURNS, Bobby CB	23-8	31	2-0	2-0	1-1	5-0	0-1	2-0	1-0	5-3	3-2	1-1	1-0	
CANADY, Antwone LB	16-9	25	4-2	0-1	1-0	-	4-0	1-0	1-3	1-1	2-0	2-2	-	
GNAT, Rodney DE	16-7	23	-	6-2	-	2-1	1-1	2-0	0-1	-	0-1	1-0	4-1	
BUTLER, B.J. DE	18-3	21	1-0	1-0	2-0	-	1-0	DNP	-	5-1	2-0	3-1	3-1	
ASHLEY, Darius CB	16-4	20	DNP	-	0-1	-	6-1	7-2	2-0	-	DNP	1-0	DNP	
SAVOY, William DE	8-6	14	2-0	2-0	1-3	0-1	2-1	1-0	-	-	0-1	-	-	
PHILON, Roy DT	7-5	12	-	DNP	0-1	DNP	2-0	DNP	0-1	2-2	-	2-1	3-1	
DUNN, Brandon DT	8-4	12	-	-	0-1	DNP	DNP	-	0-1	2-1	2-1	3-0	1-0	
SCRUGGS, Greg DT	7-4	11	1-1	1-0	-	0-1	2-1	2-1	DNP	-	-	-	1-0	
EVANS, Mike CB	6-5	11	-	-	1-1	2-1	DNP	DNP	-	-	0-1	-	3-2	
ROGERS, Deon LB	3-4	7	DNP	1-0	-	DNP	-	-	0-2	0-1	2-0	0-1	-	
BROWN, Preston LB	3-4	7	1-0	0-1	-	-	1-0	-	1-0	-	0-2	-	0-1	
HIGH, Tim DT	4-2	6	3-0	-	0-1	-	-	-	1-1	-	-	DNP	DNP	
PERRY, Senorise	5-1	6	DNP	DNP	DNP	DNP	1-0	1-1	-	-	1-0	1-0	1-0	
SOWELL, Eugene LB	5-0	5	-	3-0	2-0	DNP	-	DNP	-	DNP	-	-	-	
SALMON, Randy DT	2-2	4	-	1-0	0-1	1-0	0-1	-	DNP	DNP	DNP	DNP	DNP	
EVANS, Zed CB	2-2	4	-	-	0-1	-	1-0	-	-	1-0	0-1	-	DNP	
MITCHELL, M. DE	1-3	4	DNP	1-0	DNP	0-2	0-1	DNP	-	DNP	-	-	DNP	
MEAGHER, Zach	3-1	4	DNP	DNP	DNP	DNP	1-0	1-0	0-1	-	1-0	-	-	
SIMIEN, Terence S	3-1	4	2-1	DNP	DNP	DNP	DNP	DNP	DNP	DNP	-	DNP	-	
PHILPOTT, Chris	3-1	4	-	-	1-0	-	-	-	1-0	-	-	0-1	1-0	
GEFFRAD, Isaac S	3-0	3	-	-	1-0	2-0	DNP	DNP	-	DNP	DNP	DNP	DNP	
RADCLIFFE, Scott	1-2	3	-	-	DNP	-	1-0	-	-	0-1	0-1	-	-	
GEFFRAD, Jacob LB	2-1	3	DNP	-	-	-	1-1	1-0	-	DNP	DNP	DNP	DNP	
SMITH, Marcus	1-1	2	-	0-1	-	DNP	1-0	DNP	-	-	-	-	DNP	
DONNELL, Blayne	1-1	2	0-1	-	-	1-0	-	-	-	-	-	-	-	

<b>SACKS</b>	<b>UA-A</b>	<b>TOT</b>	<b>UK</b>	<b>EKU</b>	<b>OSU</b>	<b>ASU</b>	<b>UM</b>	<b>UC</b>	<b>CONN</b>	<b>PITT</b>	<b>SU</b>	<b>USF</b>	<b>WVU</b>	<b>RU</b>
GNAT, Rodney DE	7-2	8.0	-	4.5-25	-	1.0-14	1.0-5	-	-	-	0.5-2	-	1.0-10	
BROWN, Daniel LB	3-0	3.0	-	1.0-5	-	1.0-7	-	-	-	-	1.0-9	-	-	
BUTLER, B.J. DE	2-1	2.5	-	-	2.0-11	-	-	DNP	-	-	-	-	0.5-3	
ASHLEY, Darius CB	3-0	3.0	DNP	-	-	-	2.0-18	-	-	-	DNP	1-8	-	
TATUM, Malcolm DE	2-1	2.5	-	-	-	-	1.0-5	-	1.0-5	-	-	-	0.5-2	
EVANS, Mike CB	2-0	2.0	-	-	-	-	DNP	DNP	-	-	-	-	2.0-17	
HEATH, Brandon LB	1-1	1.5	-	DNP	-	-	-	-	-	-	1.5-10	-	-	
SAVOY, William DE	1-0	1.0	-	1.0-9	-	-	-	-	-	-	-	-	-	
CANADY, Antwone LB	1-0	1.0	-	-	-	-	1.0-10	-	-	-	-	-	-	
BROWN, Preston LB	1-0	1.0	-	-	-	-	1.0-1	-	-	-	-	-	-	
SALMON, Randy DT	1-0	1.0	-	1.0-2	-	-	-	-	DNP	DNP	DNP	DNP	-	
HEYMAN, Dexter LB	1-1	1.5	-	0.5-2	-	-	-	-	-	-	-	1-2	-	

<b>FUMBLES FORCED</b>	<b>No.</b>	<b>UK</b>	<b>EKU</b>	<b>OSU</b>	<b>ASU</b>	<b>UM</b>	<b>UC</b>	<b>CONN</b>	<b>PITT</b>	<b>SU</b>	<b>USF</b>	<b>WVU</b>	<b>RU</b>
TATUM, Malcolm	2	-	-	-	1	-	1	-	-	-	-	-	-
GNAT, Rodney	2	-	1	-	-	-	-	-	-	-	-	1	-
SMITH, Hakeem S	1	-	-	-	-	-	-	1	-	-	-	-	-
BROWN, Daniel	1	-	-	-	-	-	-	-	-	1	-	-	-
ASHLEY, Darius	1	-	-	-	-	-	-	-	-	-	1	-	-

<b>FUMBLES RECOVERED</b>	<b>No.-TD</b>	<b>UK</b>	<b>EKU</b>	<b>OSU</b>	<b>ASU</b>	<b>UM</b>	<b>UC</b>	<b>CONN</b>	<b>PITT</b>	<b>SU</b>	<b>USF</b>	<b>WVU</b>	<b>RU</b>
BROWN, Daniel	1-1	-	-	-	-	-	-	-	-	-	-	1-1	-
CANADY, Antwone	1-0	-	-	-	-	-	-	-	-	1-0	-	-	-
BURNS, Bobby	1-0	-	-	-	-	-	-	1-0	-	-	-	-	-
SMITH, Hakeem S	1-0	-	-	-	1-0	-	-	-	-	-	-	-	-
ROGERS, Deon	1-0	DNP	-	-	DNP	-	-	1-0	-	-	-	-	-
GNAT, Rodney	1-0	-	1-0	-	-	-	-	-	-	-	-	-	-
SCRUGGS, Greg	1-0	-	-	-	-	-	1	DNP	-	-	1	-	-

**GAME #12 • Louisville (5-6, 2-4 BIG EAST) vs. Rutgers (4-6, 1-4 BIG EAST) • Piscataway, N.J.**

**Individual Game-By-Game Statistics**

<b>ALL-PURPOSE YARDS</b>	<b>TOTAL</b>	<b>UK</b>	<b>EKU</b>	<b>OSU</b>	<b>ASU</b>	<b>UM</b>	<b>UC</b>	<b>CONN</b>	<b>PITT</b>	<b>SU</b>	<b>USF</b>	<b>WVU</b>	<b>RU</b>
POWELL, Bilal	1327	159	96	104	222	204	222	110	68	DNP	152	0	
ANDERSON, Vic	655	133	143	124	185	23	DNP	DNP	DNP	52	2	-7	
BELLAMY, Josh	609	-	31	82	90	174	140	9	-	20	58	5	
BEAUMONT, Doug	570	68	84	165	DNP	DNP	11	158	50	23	6	5	
WRIGHT, Jeremy	556	DNP	-	-	DNP	58	-	21	148	129	152	48	
GRAHAM, Cameron	397	38	44	41	15	55	38	33	5	30	3	95	
SMITH, Andrell	278	17	27	-	18	4	59	62	13	20	43	15	
CHICHESTER, J.	271	-	22	13	66	67	14	33	DNP	50	2	4	
DONNELL, Blayne	172	11	7	43	6	4	37	18	14	26	6	-	
BROWN, D.	143	DNP	DNP	DNP	13	31	-1	7	18	40	23	12	
FROMAN, Adam	102	5	20	46	-6	11	24	20	-18	DNP	DNP	DNP	
COPELAND, D.	80	DNP	DNP	DNP	61	DNP	DNP	-	-	-	15	4	
PATRICK, Johnny	64	-	-	-	31	20	-	13	-	-	-	-	
NORD, Nate	36	5	-	-	-	-	29	-	-	2	-	-	
PHILPOTT, Chris	21	-	-	-	-	-	-	-	-	-	-	21	
RADCLIFF, Scott	20	-	-	DNP	6	14	-	-	-	-	-	-	
DOMINGUEZ, Kai	4	DNP	DNP	DNP	-	4	DNP	DNP	-	DNP	DNP	DNP	
SCRUGGS, Greg	3	-	-	-	-	-	3	DNP	-	-	-	-	
ASHLEY, Darius	2	DNP	2	-	-	-	-	-	-	DNP	-	DNP	
EVANS, Zed	1	-	-	-	-	1	-	-	-	-	-	-	
BURKE, Justin	-13	DNP	-	DNP	DNP	-	DNP	DNP	-	-6	1	-8	
TEAM	-17	-	-10	-	-5	-	-	-2	-	-	-	-	

<b>PUNT RETURNS</b>	<b>No-Yds-TD</b>	<b>UK</b>	<b>EKU</b>	<b>OSU</b>	<b>ASU</b>	<b>UM</b>	<b>UC</b>	<b>CONN</b>	<b>PITT</b>	<b>SU</b>	<b>USF</b>	<b>WVU</b>	<b>RU</b>
BEAUMONT Doug	12-187-1	1-28-0	1-1-0	3-44-0	inj.	inj.	0-0-0	2-105-1	0-0-0	3-12-0	1-(-3)-0	1-0-0	
BELLAMY, Josh	7-63-0	0-0-0	1-9-0	1-2-0	2-24-0	2-30-0	1-(-2)-0	0-0-0	0-0-0	0-0-0	0-0-0	0-0-0	
RADCLIFF, Scott	2-14-0	0-0-0	0-0-0	0-0-0	0-0-0	2-14-0	0-0-0	0-0-0	0-0-0	0-0-0	0-0-0	0-0-0	

<b>KICK RETURNS</b>	<b>No-Yds</b>	<b>UK</b>	<b>EKU</b>	<b>OSU</b>	<b>ASU</b>	<b>UM</b>	<b>UC</b>	<b>CONN</b>	<b>PITT</b>	<b>SU</b>	<b>USF</b>	<b>WVU</b>	<b>RU</b>
WRIGHT, Jeremy	12-309	0-0	0-0	0-0	0-0	0-0	0-0	1-9	5-113	1-31	4-128	1-28	
ANDERSON, Vic	10-308	2-91	1-59	4-92	3-66	0-0	inj.	inj.	inj.	0-0	0-0	0-0	
BELLAMY, Josh	7-167	0-0	0-0	1-15	0-0	1-32	5-120	0-0	0-0	0-0	0-0	0-0	
DONNELL, Blayne	4-46	0-0	1-7	1-12	1-6	0-0	1-21	0-0	0-0	0-0	0-0	0-0	
BROWN, D.	4-52	0-0	0-0	0-0	0-0	0-0	0-0	0-0	0-0	3-40	0-0	1-12	

<b>INT. RETURNS</b>	<b>No-Yds</b>	<b>UK</b>	<b>EKU</b>	<b>OSU</b>	<b>ASU</b>	<b>UM</b>	<b>UC</b>	<b>CONN</b>	<b>PITT</b>	<b>SU</b>	<b>USF</b>	<b>WVU</b>	<b>RU</b>
PATRICK, Johnny	3-64	0-0	0-0	0-0	1-31	1-20	0-0	1-13	0-0	0-0	0-0	0-0	
ASHLEY, Darius	2-2	0-0	1-2	0-0	0-0	0-0	1-0	0-0	0-0	0-0	0-0	0-0	
SCRUGGS, Greg	1-3	0-0	0-0	0-0	0-0	0-0	1-3	0-0	0-0	0-0	0-0	0-0	
HOLTON, Shenard	1-0	0-0	0-0	0-0	1-0	0-0	0-0	0-0	0-0	0-0	0-0	0-0	

<b>FUMBLES</b>	<b>No-Lost</b>	<b>UK</b>	<b>EKU</b>	<b>OSU</b>	<b>ASU</b>	<b>UM</b>	<b>UC</b>	<b>CONN</b>	<b>PITT</b>	<b>SU</b>	<b>USF</b>	<b>WVU</b>	<b>RU</b>
FROMAN, Adam QB	4-3	-	-	1-1	1-1	-	-	-	2-1	DNP	DNP	DNP	
POWELL, Bilal RB	2-1	1-1	-	-	-	1-0	-	-	-	DNP	-	-	
WRIGHT, Jeremy RB	1-0	DNP	-	-	DNP	-	-	-	-	1-0	-	-	
TEAM	1-1	DNP	1-1	DNP	-	DNP	DNP	-	DNP	DNP	DNP	DNP	
CHICHESTER, J. TE	1-0	-	1-0	-	-	-	-	-	DNP	-	-	-	
BURKE, Justin QB	1-1	DNP	-	DNP	DNP	-	DNP	DNP	-	1-1	-	-	
BEAUMONT, Doug WR	1-0	-	-	1-0	DNP	DNP	-	-	-	-	-	-	
GRAHAM, Cameron TE	1-1	-	1-1	-	-	-	-	-	-	-	-	-	

**GAME #12 • Louisville (5-6, 2-4 BIG EAST) vs. Rutgers (4-6, 1-4 BIG EAST) • Piscataway, N.J.**

**Starting Lineups**

OFFENSE	LT	LG	C	RG	RT	WR/TE	WR/TE	WR	WR	RB	QB
Kentucky	Stingily	Wetterer	Benavides	Byrom	Tomczyk	Graham	A. Smith	Beaumont	Bellamy	Powell	Froman
E. Kentucky	Stingily	Wetterer	Benavides	Byrom	Tomczyk	Graham	A. Smith	Beaumont	Chichester	Anderson	Froman
Oregon State	Stingily	Wetterer	Benavides	Byrom	Tomczyk	Graham	A. Smith	Beaumont	Chichester	Powell	Froman
Arkansas State	Stingily	Wetterer	Kupper	Byrom	Tomczyk	Graham	A. Smith	Bellamy	Chichester	Powell	Froman
Memphis	Stingily	Wetterer	Benavides	Thomas	Tomczyk	Graham	A. Smith	Bellamy	Chichester	Powell	Froman
Cincinnati	Stingily	Wetterer	Benavides	Thomas	Tomczyk	Graham	A. Smith	Bellamy	Chichester	Powell	Froman
Connecticut	Stingily	Wetterer	Benavides	Byrom	Tomczyk	Graham	A. Smith	Bellamy	Chichester	Powell	Froman
Pittsburgh	Stingily	Wetterer	Benavides	Byrom	Tomczyk	Graham	A. Smith	Beaumont	Chichester	Powell	Froman
Syracuse	Stingily	Wetterer	Benavides	Thomas	Tomczyk	Graham	A. Smith	Beaumont	Chichester	Donnell	Burke
South Florida	Stingily	Wetterer	Benavides	Byrom	Tomczyk	Graham	A. Smith	Beaumont	Bellamy	Wright	Burke
West Virginia	Stingily	Wetterer	Benavides	Byrom	Tomczyk	Graham	A. Smith	Beaumont	Bellamy	Powell	Burke

Rutgers

DEFENSE	DE	DT	NT	DE	WLB	MLB	SLB	CB	FS	SS	CB
Kentucky	Savoy	Scruggs	High	Tatum	D. Brown	Heath	M. Smith	Patrick	Evans	Simien	Burns
E. Kentucky	Savoy	Scruggs	Tatum	Butler	D. Brown	Heyman	Evans	Patrick	H. Smith	Holton	Burns
Oregon State	Savoy	Scruggs	Philon	Tatum	D. Brown	Heyman	Sowell	Patrick	H. Smith	Holton	Burns
Arkansas State	Tatum	Scruggs	Salmon	Butler	D. Brown	Heyman	Heath	Patrick	H. Smith	Holton	Burns
Memphis	Savoy	Scruggs	Salmon	Tatum	D. Brown	Heyman	Heath	Patrick	H. Smith	Holton	Burns
Cincinnati	Scruggs	High	Tatum	Ashley (nb)	D. Brown	Canady	Heath	Patrick	H. Smith	Holton	Burns
Connecticut	Savoy	Dunn	Philon	Tatum	D. Brown	Canady	Heath	Patrick	H. Smith	Holton	Burns
Pittsburgh	Tatum	Dunn	Philon	Butler	D. Brown	Canady	Heath	Patrick	H. Smith	Holton	Burns
Syracuse	Tatum	Dunn	High	Butler	D. Brown	Canady	Heath	Patrick	H. Smith	Holton	Burns
South Florida	Tatum	Dunn	Philon	Butler	D. Brown	Canady	Heath	Patrick	H. Smith	Holton	Burns
West Virginia	Gnat	Tatum	Scruggs	Evans	D. Brown	Heyman	Heath	Patrick	H. Smith	Simien	Burns

Rutgers

**START CHART**

PLAYER	GS (CONSEC.)		
Jeff Adams, OT	19 (0)	Brandon Dunn, DT	4(4)
Victor Anderson, RB	12 (0)	Mike Evans, S	2 (0)
Darius Ashley, CB	5 (1)	Adam Froman, QB	15 (0)
Stephon Ball, TE	2 (0)	Rodney Gnat, DE	3 (0)
Doug Beaumont, WR	30 (3)	Cameron Graham, TE	20 (20)
Josh Bellamy, WR	7 (1)	Brandon Heath, LB	17 (7)
Mario Benavides, C	19 (5)	Dexter Heyman, LB	5 (0)
B.J. Butler, DE	5 (3)	Tim High, DT	3 (0)
Daniel Brown, LB	10 (10)	Shenard Holton, S	9 (9)
Justin Burke, QB	5 (2)	Pete Nochta, TE	8 (0)
Bobby Burns, CB	13 (12)	Johnny Patrick, CB	38 (24)
Josh Byrom, OG	8 (1)	Troy Pasceley, WR	4 (0)
Antowne Canady, LB	20 (5)	Roy Philon, DT	4 (3)
Josh Chichester, TE	15 (0)	Bilal Powell, RB	10 (0)
Anthony Conner, CB	2 (0)	Randy Salmon, DT	2 (0)
Drew Davis, DT	1 (0)	William Savoy, DE	10 (0)
Blayne Donnell, RB	1 (1)	Greg Scruggs, DT	21 (0)
		Terence Simien, S	3 (0)
		Andrell Smith, WR	10 (10)
		Marcus Smith, LB	1 (0)
		Hakeem Smith, S	9 (9)
		Eugene Sowell, LB	1 (0)
		Will Stein, QB	2 (0)
		Byron Stingily, OT	21 (10)
		Malcolm Tatum, DL	16 (12)
		Conrad Thomas, OG	3 (0)
		Greg Tomczyk, OT	22 (12)
		Mark Wetterer, OG	27 (14)

**GAME #12 • Louisville (5-6, 2-4 BIG EAST) vs. Rutgers (4-6, 1-4 BIG EAST) • Piscataway, N.J.****- Individual Superlatives**

Category	Louisville	Opponent
Rushing Attempts	31, Bilal Powell vs. USF	24, Jacquizz Rodgers, Oregon State
Yards Rushing	209, Bilal Powell vs. Cincinnati	145, Isaiah Pead, Cincinnati
Rushing TD	2, (three times); 2 Jeremy Wright vs. Syracuse	2, Jacquizz Rodgers, Oregon State; Derrick Locke, Kentucky
Long Rush	85, Bilal Powell vs. Cincinnati	67, Demetri Murray, USF
Pass Attempts	38, Adam Froman vs. Oregon State	28, Zach Collaros, Cincinnati
Pass Completions	22, Adam Froman vs. Oregon State	19, Ryan Nassib, Syracuse
Yards Passing	308, Adam Froman vs. Arkansas State	275, Zach Collaros, Cincinnati
Passing TD	4, Adam Froman vs. Memphis	5, Zach Collaros, Cincinnati
Long Pass	57, Adam Froman to Bilal Powell vs. Arkansas State	62, Zach Collaros to Armon Binns, Cincinnati
Receptions	9, Doug Beaumont vs. Oregon State	8, Armon Binns, Cincinnati
Yards Receiving	121, Doug Beaumont vs. Oregon State	175, Armon Binns, Cincinnati
Long Reception	57, Bilal Powell vs. Arkansas State	62, Armon Binns, Cincinnati
Receiving TD	2, Josh Bellamy vs. Memphis and Cincinnati	3, Armon Binns, Cincinnati
All-Purpose Yards	222, Bilal Powell vs. Arkansas State and Cincinnati	243, James Rodgers, Oregon State
Total Offense	334, Adam Froman vs. Oregon State	307, Zach Collaros, Cincinnati
Total Offense Plays	46, Adam Froman vs. Oregon State	36, Ryan Nassib, Syracuse
Field Goals	4, Chris Philpott vs. Connecticut	3, Maikon Bonani, USF
Long Field Goal	46, Chris Philpott vs. Arkansas State	43, Tyler Bitancurt, West Virginia
Punts	8, Chris Philpott vs. USF, West Virginia	10, Tom Hornsey, Memphis
Punting Avg.	47.3, Chris Philpott vs. Pittsburgh	49.8, Ryan Tydlacka, Kentucky
Long Punt	73, Chris Philpott vs. West Virginia	71, Dan Hutchins, Pittsburgh
Punt Return	74, Doug Beaumont vs. Connecticut	28, James Rodgers, Oregon State
Kickoff Return	67, Vic Anderson vs. Kentucky	63, James Rodgers, Oregon State
Tackles	13, Hakeem Smith vs. Syracuse; 13, Dexter Heyman vs. Ark. St.	16, L. Wilson, UConn, J. McKinnon, ASU; D. Roberson, OSU
Sacks	4.0, Rodney Gnat vs. Eastern Kentucky	2.0, Bruce Irvin, WVU; Jabaal Sheard, PITT
Tackles For Loss	4.0 Rodney Gnat vs. Eastern Kentucky	3.5, Danny Trevathan, Kentucky
Interceptions	1, Seven Times	1, Eight Times

**- Team Superlatives**

Category	Louisville High	Louisville Low	Opp High	Opp Low
Rushing Attempts	50 vs. Arkansas State	30 vs. West Virginia	47, West Virginia	25, Connecticut
Yards Rushing	299 vs. Memphis	26 vs. West Virginia	230, Kentucky	39, Memphis
Yards Per Rush	8.8 vs. Memphis	0.9 vs. West Virginia	6.2, Kentucky	1.1, Memphis
Rushing TD	3 vs. Oregon State	0 vs. WVU, USF, UConn, Pitt	3, Kentucky	0, USF, UConn, UC, UM, ASU, ECU
Pass Attempts	38 vs. Oregon State	23 vs. Eastern Kentucky	32, Syracuse	19, USF
Pass Completions	22 vs. Oregon State	12 vs. West Virginia	19, Syracuse	9, West Virginia
Yards Passing	308 vs. Arkansas State	82 vs. Pittsburgh	275, Cincinnati	87, USF, Connecticut
Passing TD	4 vs. Memphis	0 vs. WVU, PITT, UK	5, Cincinnati	0, WVU, UConn, UM, UK
Total Offense	575 vs. Arkansas State	171 vs. West Virginia	466, Kentucky	195, Connecticut
Total Plays	83 vs. Arkansas State	54 vs. West Virginia	67, West Virginia	45, Connecticut
Yards Per Play	10.2 vs. Memphis	3.2 vs. West Virginia	7.4, Cincinnati	3.5, Memphis
Points	56 vs. Memphis	3 vs. Pittsburgh	35, Cincinnati, Oregon State	0, Connecticut, Memphis
Sacks By	9 vs. Eastern Kentucky	0 vs. Cincinnati, Kentucky	4, West Virginia	0, USF, Connecticut, Memphis
First Downs	26 vs. Arkansas State	9 vs. West Virginia	22, Cincinnati	10, USF
Penalties	13 vs. Arkansas State	4 vs. UM, UK	14, Eastern Kentucky	4, WVU, UConn, Pittsburgh
Penalty Yards	100 vs. Eastern Kentucky	26 vs. Memphis	97, Eastern Kentucky	28, West Virginia
Turnovers	3 vs. Eastern Kentucky	0 vs. UConn, UC, UM	4, Arkansas State	0, Kentucky, Oregon State
Fumbles Lost	2 vs. Eastern Kentucky	0 vs. WVU, USF, UConn, UC, UM	2, Connecticut	0, UM, UK, OSU, Pittsburgh
Interceptions Thrown	2 vs. USF	0, Five times	2, Cincinnati, Arkansas State	0, Six Times

**PLAYS FROM SCRIMMAGE 20 YARDS**

**RUNNING PLAYS (18)**

Yds	Rusher	Opponent
80	Bilal Powell (TD)	Kentucky
21	Bilal Powell	Kentucky
20	Victor Anderson	Kentucky
22	Bilal Powell	Eastern Kentucky
20	Bilal Powell	Arkansas State
47	Bilal Powell (TD)	Arkansas State
27	Bilal Powell	Memphis
74	Bilal Powell (TD)	Memphis
20	Bilal Powell	Memphis
25	Bilal Powell	Memphis
28	Jeremy Wright (TD)	Memphis
85	Bilal Powell (TD)	Cincinnati
46	Bilal Powell	Cincinnati
21	Bilal Powell	Pittsburgh
28	Jeremy Wright (TD)	Syracuse
21	Bilal Powell	USF
20	Bilal Powell	USF
21	Chris Philpott	West Virginia

**PASSING PLAYS (29)**

Yds	Receiver	Opponent
20	Josh Chichester	Eastern Kentucky
27	Doug Beaumont	Eastern Kentucky
42	Doug Beaumont (TD)	Eastern Kentucky
23	Josh Bellamy	Oregon State
25	Josh Bellamy	Oregon State
21	Bilal Powell	Oregon State
22	Cameron Graham	Oregon State
44	Doug Beaumont	Oregon State
29	Doug Beaumont	Oregon State
21	Josh Bellamy	Arkansas State
21	Josh Bellamy	Arkansas State
39	Damian Copeland	Arkansas State
24	Josh Chichester	Arkansas State
57	Bilal Powell (TD)	Arkansas State
39	Cameron Graham (TD)	Memphis
48	Josh Chichester (TD)	Memphis
44	Josh Bellamy	Memphis
28	Josh Bellamy (TD)	Memphis
20	Dominique Brown	Memphis
27	Adam Froman	Cincinnati
20	Andrell Smith	Cincinnati
20	Andrell Smith	Cincinnati
20	Nate Nord	Cincinnati
42	Andrell Smith	Connecticut
29	Josh Chichester	Syracuse
21	Josh Chichester (TD)	Syracuse
20	Andrell Smith (TD)	USF
26	Cameron Graham	West Virginia
26	Cameron Graham	West Virginia

**EXPLOSIVE KR 30 YARDS OR LONGER (9)**

Yds	Returner	Opponent
67	Victor Anderson	Kentucky
59	Victor Anderson	Eastern Kentucky
30	Victor Anderson	Oregon State
32	Victor Anderson	Memphis
35	Josh Bellamy	Cincinnati
53	Jeremy Wright	Pittsburgh
31	Jeremy Wright	Syracuse
31	Jeremy Wright	USF
51	Jeremy Wright	USF

**EXPLOSIVE PR 20 YARDS OR LONGER (3)**

Yds	Returner	Opponent
28	Doug Beaumont	Kentucky
31	Doug Beaumont	Connecticut
74	Doug Beaumont (TD)	Connecticut

**EXPLOSIVE INTR 20 YARDS OR LONGER (2)**

Yds	Returner	Opponent
31	Johnny Patrick	Arkansas State
20	Johnny Patrick	Memphis

**LONG PLAYS BY THE NUMBERS**

Plays by Yards	No.	TD
100+ .....	0	0
90-99 .....	0	0
80-89 .....	2	2
70-79 .....	2	2
60-69 .....	1	0
50-59 .....	4	1
40-49 .....	7	4
30-39 .....	9	1
20-29 .....	34	5

Plays by Type	No.	TD
Rushing .....	18	8
Passing .....	29	8
Punt returns .....	3	1
Kick returns .....	9	0
Interceptions .....	2	0
Fumble returns .....	0	0
Other .....	0	0
TOTAL .....	61	16

**LONGEST PLAYS OF THE YEAR**

Rushing  
85 Bilal Powell vs. Cincinnati 10/15/10

Rushing Touchdown  
85 Bilal Powell vs. Cincinnati 10/15/10

Passing  
57 Bilal Powell from Adam Froman vs. ASU 10/2/10

Passing Touchdown  
57 Bilal Powell from Adam Froman vs. ASU 10/2/10

Punt Return  
74 Doug Beaumont vs. Connecticut 10/23/10

Kick Return  
67 Victor Anderson vs. Kentucky 9/4/10

Interception Return  
31 Johnny Patrick vs. Arkansas State 10/2/10

Punt  
59 Josh Bleser vs. Oregon State 9/18/10

Field Goal  
46 Chris Philpott vs. Arkansas State 10/2/10

**20 OR MORE YARDS BY PLAYER**

PLAYER	NO.	TD	R	P	KR	PR	IR	FR
Powell, B.	16	6	14	2	0	0	0	0
Anderson, V.	5	0	1	0	4	0	0	0
Beaumont, D.	7	2	0	4	0	3	0	0
Bellamy, Josh	7	2	0	6	1	0	0	0
Chichester, J.	5	2	0	5	0	0	0	0
Graham, C.	4	1	0	4	0	0	0	0
Copeland, D.	1	0	0	1	0	0	0	0
Patrick, J.	2	0	0	0	0	0	2	0
Smith, A.	4	1	0	4	0	0	0	0
Brown, D.	1	0	0	1	0	0	0	0
Wright, J.	6	2	2	0	4	0	0	0
Nord, N.	1	0	0	1	0	0	0	0
Froman, A.	1	0	0	1	0	0	0	0
Philpott, C.	1	0	1	0	0	0	0	0

TOTAL 61 16 18 29 9 3 2 0

**Louisville Scoring Drives**

<b>Kentucky</b>	<b>Qtr</b>	<b>Time</b>	<b>PI</b>	<b>Yds</b>	<b>Elapsed</b>
Chris Philpott 44-yd field goal	2	14:52	4	6	1:00
Chris Philpott 32-yd field goal	2	4:36	16	65	8:08
Bilal Powell 80-yd run	3	8:41	1	80	0:11
Chris Philpott 27-yd field goal	4	3:16	17	71	7:08

<b>Eastern Kentucky</b>	<b>Qtr</b>	<b>Time</b>	<b>PI</b>	<b>Yds</b>	<b>Elapsed</b>
Bilal Powell 2-yd run	2	14:40	9	75	4:15
Doug Beaumont 42-yd reception	2	3:12	5	67	2:20
Bilal Powell 3-yd run	2	0:38	6	50	1:34

<b>Oregon State</b>	<b>Qtr</b>	<b>Time</b>	<b>PI</b>	<b>Yds</b>	<b>Elapsed</b>
Adam Froman 17-yd run	2	12:51	9	80	2:41
Bilal Powell 11-yd run	2	3:38	12	69	4:59
Adam Froman 5-yd run	3	4:55	11	84	4:26
Cameron Graham 2-yd pass	4	13:16	2	46	0:42

<b>Arkansas State</b>	<b>Qtr</b>	<b>Time</b>	<b>PI</b>	<b>Yds</b>	<b>Elapsed</b>
Chris Philpott 28-yd field goal	1	9:03	9	32	3:51
Josh Bellamy 11-yd run	1	2:43	9	80	4:43
Bilal Powell 47-yd run	2	6:38	7	74	2:34
Bilal Powell 57-yd pass	2	3:18	3	75	1:09
Josh Bellamy 21-yd pass	2	0:13	4	34	0:53
Chris Philpott 46-yd field goal	4	3:54	11	55	4:10

<b>Memphis</b>	<b>Qtr</b>	<b>Time</b>	<b>PI</b>	<b>Yds</b>	<b>Elapsed</b>
Cameron Graham 39-yd pass	1	1:56	6	61	3:30
Josh Chichester 48-yd pass	2	14:45	1	48	0:09
Josh Bellamy 4-yd pass	2	9:34	6	80	3:08
Bilal Powell 74-yd rush	2	6:50	1	74	0:17
Josh Bellamy 28-yd pass	2	5:05	3	43	1:05
Bilal Powell 10-yd run	3	11:08	6	68	3:52
Andrell Smith 4-yd pass	3	4:55	7	58	3:51
Jeremy Wright 28-yd rush	4	6:30	2	41	0:27

<b>Cincinnati</b>	<b>Qtr</b>	<b>Time</b>	<b>PI</b>	<b>Yds</b>	<b>Elapsed</b>
Josh Chichester 11-yd pass	1	6:12	5	24	2:34
Bilal Powell 85-yd run	1	1:20	2	86	1:05
Chris Philpott 26-yd field goal	2	12:54	7	44	2:47
Bilal Powell 9-yd run	2	5:33	12	69	6:17
Chris Philpott 37-yd field goal	4	11:27	8	36	3:28

<b>Connecticut</b>	<b>Qtr</b>	<b>Time</b>	<b>PI</b>	<b>Yds</b>	<b>Elapsed</b>
Cameron Graham 3-yd pass	2	14:18	3	18	0:46
Chris Philpott 39-yd field goal	2	6:57	6	35	4:08
Chris Philpott 42-yd field goal	2	0:36	11	45	4:00
Chris Philpott 26-yard field goal	3	6:14	11	45	5:50
Chris Philpott 24-yd field goal	4	12:50	10	74	5:01

<b>Pittsburgh</b>	<b>Qtr</b>	<b>Time</b>	<b>PI</b>	<b>Yds</b>	<b>Elapsed</b>
Chris Philpott 35-yd field goal	1	8:47	12	54	6:13

<b>Syracuse</b>	<b>Qtr</b>	<b>Time</b>	<b>PI</b>	<b>Yds</b>	<b>Elapsed</b>
Jeremy Wright 28-yd run	1	6:06	3	41	1:24
Andrell Smith 8-yd pass	1	1:15	6	59	3:53
Jeremy Wright 20-yd run	3	10:34	10	60	4:26
Josh Chichester 21-yd pass	4	14:26	12	90	6:27

<b>South Florida</b>	<b>Qtr</b>	<b>Time</b>	<b>PI</b>	<b>Yds</b>	<b>Elapsed</b>
Andrell Smith 20-yd pass	1	7:30	4	11	1:45
Chichester 2-yd pass	2	2:50	14	80	6:08
Bellamy 10-yd pass	4	1:21	9	46	4:18

<b>West Virginia</b>	<b>Qtr</b>	<b>Time</b>	<b>PI</b>	<b>Yds</b>	<b>Elapsed</b>
Chris Philpott 43-yd field goal	1	7:30	8	43	3:35

**Opponent Scoring**

<b>Opp</b>	<b>PI</b>	<b>Yds</b>	<b>Time</b>	<b>Time/Qtr</b>	<b>Play</b>
Kentucky	2	70	0:35	14:25/1	Derrick Locke 32-yd run
Kentucky	10	92	4:32	0:52/1	Derrick Locke 1-yd run
Kentucky	4	68	2:08	12:44/2	Randall Cobb 51-yd run
Kentucky	9	61	3:36	8:52/3	Ryan Tydlacka 41-yd field goal
E. Kentucky	10	80	4:20	2:28/4	Kyle Lumpkin 1-yd reception
Oregon State	3	23	1:05	0:39/1	Halahunu 3-yd reception
Oregon State	9	83	4:03	8:41/2	Rodgers 13-yd run
Oregon State	7	37	2:57	0:32/2	Rodgers 1-yd run
Oregon State	4	46	1:27	13:25/3	Rodgers 4-yd pass
Oregon State	4	40	1:25	9:28/3	Wheaton 28-yd run
Arkansas State	7	75	3:19	9:19/2	Muse 33-yd pass
Arkansas State	8	79	3:06	10:19/3	Muse 15-yd pass
Arkansas State	7	68	1:21	0:14/3	Stockemer 24-yd pass
Arkansas State	4	8	1:20	8:08/4	Zalud 35-yd field goal
Cincinnati	1	52	0:27	12:42/1	Woods 47-yd pass
Cincinnati	9	70	3:47	2:25/1	Binns 10-yd pass
Cincinnati	5	81	1:47	3:46/2	Binns 31-yd pass
Cincinnati	14	77	6:13	2:51/3	Woods 14-yd pass
Cincinnati	5	74	2:13	9:14/4	Binns 62-yd pass
Pittsburgh	12	51	6:07	2:40/1	Hutchins 26-yd field goal
Pittsburgh	12	45	5:32	9:34/2	Hutchins 42-yd field goal
Pittsburgh	11	71	5:24	9:36/3	Graham 21-yd run
Pittsburgh	3	5	1:00	14:57/4	Lewis 3-yd run
Syracuse	3	56	0:58	5:08/1	Lemon 51-yd pass
Syracuse	12	70	4:53	5:42/2	Carter 8-yd run
Syracuse	5	17	1:44	0:34/2	Krautman 23-yd field goal
Syracuse	10	42	4:41	5:53/3	Krautman 42-yd field goal
USF	4	5	1:21	8:58/2	Bonani 39-yd field goal
USF	7	85	3:24	11:01/3	Bonani 22-yd field goal
USF	1	48	0:11	11:43/4	Bogan 48-yd pass
USF	4	5	OT	OT	Bonani 37-yd field goal
West Virginia	10	78	4:25	1/5:34	Devine 2-yd run
West Virginia	8	82	4:10	2/6:16	Clarke 2-yd run
West Virginia	10	31	4:37	3/9:30	Bitancurt 43-yd field goal

**GAME #12 • Louisville (5-6, 2-4 BIG EAST) vs. Rutgers (4-6, 1-4 BIG EAST) • Piscataway, N.J.**

	2010	2009	2008	2007	UnderStrong
When playing at home	3-4	4-2	4-4	4-2	3-4
When playing on road	2-2	0-6	1-3	2-4	2-2
At Neutral Sites	0-0	0-0	0-0	0-0	0-0
When playing on natural grass	0-1	0-3	1-1	1-2	0-1
When playing on artificial turf	5-5	4-5	4-6	5-4	5-5
When playing during the day	5-4	3-6	3-3	2-1	5-4
When playing at night	1-1	1-2	2-4	4-5	1-1
When scoring first	5-3	2-2	1-2	4-1	5-3
When opponent scores first	0-3	2-6	4-5	2-5	0-3
When leading after first quarter	5-1	2-0	1-0	4-1	5-1
When trailing after first quarter	0-3	1-6	3-3	2-5	0-3
When tied after first quarter	0-1	1-2	1-4	0-0	0-1
When leading at halftime	4-2	2-1	4-2	5-2	4-2
When trailing at halftime	1-4	1-7	1-4	1-4	1-4
When tied at halftime	0-0	1-0	0-1	0-0	0-0
When leading after three quarters	5-1	3-0	4-1	5-1	5-1
When trailing after three quarters	0-5	0-8	0-6	1-4	0-5
When tied after three quarters	0-0	1-0	1-0	0-1	0-0
In overtime	0-1	0-0	0-0	0-0	0-1
When Louisville has more rushing yards	5-2	2-2	5-2	5-1	5-2
When opponent has more rushing yards	0-4	2-6	0-5	1-5	0-4
When Louisville rushes for 200 or more yards	2-1	0-1	4-0	4-0	2-1
When Louisville rushes for 150 or more yards	4-4	2-6	4-2	4-0	4-4
When Louisville holds opponent to 100 rushing yards or less	1-0	2-0	3-2	3-2	1-0
When Louisville holds opponent to 150 rushing yards or less	2-1	2-0	5-3	4-1	2-1
When Louisville has more passing yards	4-2	3-4	1-4	5-6	4-2
When opponent has more passing yards	1-4	1-4	4-3	1-0	1-4
When Louisville passes for 300 or more yards	1-0	0-0	0-0	4-3	1-0
When Louisville passes for 200 or more yards	2-2	3-5	3-6	6-6	2-2
When Louisville holds opponent to 150 passing yards or less	1-4	2-1	1-3	1-1	1-4
When Louisville holds opponent to 100 passing yards or less	1-1	2-1	0-0	0-0	1-1
When Louisville has more total yards	5-2	3-3	3-1	5-3	5-2
When opponent has more total yards	0-4	1-5	2-6	1-3	0-4
When Louisville has more first downs	4-2	2-3	3-5	4-3	4-2
When opponent has more first downs	0-4	2-5	2-1	2-3	0-4
When first downs are equal	0-0	0-0	0-1	0-0	0-0
When Louisville forces more turnovers	3-1	3-2	2-1	2-2	3-1
In games decided by three points or less	0-1	2-0	0-0	1-0	0-1
In games decided by seven points or less	0-4	2-1	2-2	3-4	0-4
In black jerseys	0-1	1-1	0-1	0-1	0-1
In white jerseys	2-2	0-7	1-3	2-4	2-2
In red jerseys	4-2	3-0	4-2	4-1	4-2

**PLAYER PARTICIPATION**

	UK	EKU	OSU	ASU	UM	UC	CONN	Pitt	SU	USF	WVU	RU	
1 Josh Bellamy	S	X	X	S	S	S	S	X	X	S	X		
2 Michaellee Harris	OUT FOR THE SEASON												
2 Preston Brown	X	X	X	X	X	X	X	X	X	X	X		
4 Will Stein	dnp	X	dnp	dnp	X	dnp	dnp	dnp	dnp	dnp	dnp		
5 Brandon Heath	S	inj.	X	S	S	S	S	S	S	S	S		
6 Greg Scruggs	S	S	S	S	S	S	dnp	X	X	X	S		
7 D. Copeland	dnp	dnp	dnp	X	dnp	dnp	X	X	X	X	X		
8 Darius Ashley	dnp	X	X	X	X	S	X	X	X	X	inj.		
9 Adam Froman	S	S	S	S	S	S	S	S	inj.	inj.	inj.		
10 D. Brown	dnp	dnp	dnp	X	X	X	X	X	X	X	X		
11 Josh Chichester	X	S	S	S	S	S	S	S	S	X	S		
12 Chris Philpott	X	X	X	X	X	X	X	X	X	X	X		
13 Preston Pace	dnp	X	dnp	dnp	X	dnp	dnp	dnp	dnp	dnp	dnp		
13 Justin Burke	dnp	X	dnp	dnp	X	dnp	dnp	dnp	S	S	S		
14 Andrell Smith	S	S	S	S	S	S	S	S	S	S	S		
15 Bilal Powell	S	X	S	S	S	S	S	S	inj.	X	S		
17 DeMarcus Topp	dnp	dnp	dnp	dnp	dnp	dnp	dnp	dnp	dnp	dnp	dnp		
17 Marcus Smith	S	X	dnp	dnp	X	dnp	X	X	X	X	dnp		
18 Titus Teague	X	X	dnp	dnp	X	dnp	dnp	dnp	dnp	dnp	dnp		
19 Johnny Patrick	S	S	S	S	S	S	S	S	S	S	S		
20 Victor Anderson	X	S	X	X	X	inj.	inj.	inj.	X	X	X		
21 Troy Pasceley	X	inj.	inj.	inj.	X	dnp	dnp	dnp	dnp	X	dnp		
22 Jordon Paschal	dnp	dnp	dnp	dnp	dnp	dnp	dnp	dnp	dnp	dnp	dnp		
23 Terence Simien	S	inj.	inj.	inj.	inj.	inj.	inj.	inj.	X	X	S		
24 Daniel Brown	S	S	S	S	S	S	S	S	S	S	S		
25 Malik Curtley	dnp	dnp	dnp	dnp	dnp	dnp	dnp	dnp	dnp	dnp	X		
26 Zed Evans	X	X	X	X	X	X	X	X	X	X	X	dnp	
26 Aaron Nance	dnp	dnp	dnp	X	X	X	X	X	X	X	X	dnp	
27 Doug Beaumont	S	S	S	inj.	inj.	X	X	S	S	S	S		
28 Kenneth Jaboin	dnp	X	X	X	dnp	X	X	X	X	X	dnp		
28 Jeremy Wright	dnp	X	X	X	X	X	X	X	X	S	X		
29 Stephen Goodwin	dnp	dnp	dnp	dnp	dnp	dnp	dnp	dnp	dnp	dnp	dnp		
29 Hakeem Smith	X	S	S	S	S	S	S	S	S	S	S		
30 Kamal Hogan	OUT FOR THE SEASON												
31 Champ Lee	X	X	X	X	X	X	X	X	inj.	inj.	inj.		
32 Senorise Perry	dnp	dnp	dnp	dnp	X	X	X	X	X	X	X		
33 Grant Donovan	dnp	dnp	dnp	dnp	dnp	dnp	dnp	dnp	dnp	dnp	dnp		
33 Mike Evans	S	S	S	X	inj.	dnp	X	X	X	X	X		
34 George Durant	dnp	dnp	dnp	dnp	dnp	dnp	dnp	dnp	dnp	dnp	dnp		
35 Andrew Fletcher	dnp	dnp	dnp	dnp	dnp	dnp	dnp	dnp	dnp	dnp	dnp		
36 Shenard Holton	S	S	S	S	S	S	S	S	S	S	X		
37 Lincoln Carr	dnp	dnp	dnp	dnp	dnp	X	X	X	inj.	inj.	inj.		
37 Tyon Dixon	dnp	X	X	inj.	inj.	inj.	OUT FOR THE SEASON						
38 Isaac Geffrad	X	X	X	X	dnp	dnp	X	dnp	dnp	dnp	dnp		
39 Jacob Geffrad	dnp	X	dnp	X	X	X	X	dnp	dnp	dnp	dnp		
40 Josh Bleser	X	X	X	X	X	X	X	X	dnp	X	X		
40 Agyei Williams	dnp	dnp	dnp	X	dnp	X	X	X	dnp	dnp	dnp		
41 Eugene Sowell	X	X	S	X	X	dnp	X	X	X	X	dnp		
42 Bobby Burns	S	S	S	S	S	S	S	S	S	S	S		
43 Deon Rogers	dnp	X	X	inj.	X	X	X	X	X	X	X		
44 B.J. Butler	X	S	X	S	X	dnp	X	S	S	S	X		
45 Blayne Donnell	X	X	X	X	X	X	X	X	S	X	X		
46 Dexter Heyman	X	S	S	S	S	X	X	X	X	X	S		
47 Malcolm Mitchell	dnp	X	X	X	X	dnp	X	dnp	X	dnp	dnp		
49 Patrick Grant	X	X	X	X	dnp	dnp	dnp	dnp	dnp	dnp	dnp		
51 Mike Privott	dnp	dnp	dnp	X	dnp	dnp	dnp	dnp	dnp	dnp	dnp		
52 Antwone Canady	X	X	X	X	X	S	S	S	S	S	X		

	UK	EKU	OSU	ASU	UM	UC	CONN	Pitt	SU	USF	WVU	RU
53 Jake Smith	dnp	dnp	dnp	dnp	dnp	dnp	dnp	dnp	dnp	dnp	dnp	
54 Reinhold Leicht	X	X	X	X	X	X	X	X	X	X	X	
55 Mario Benavides	S	S	S	inj.	S	S	S	S	S	S	S	
58 Rodney Gnat	X	X	X	X	X	X	X	X	X	X	X	S
60 Daniel Weedman	X	X	X	X	X	X	X	X	X	X	X	
62 John Clark	X	X	X	X	X	X	X	X	X	X	X	
64 M. Kourouma	dnp	dnp	dnp	dnp	X	dnp	dnp	dnp	dnp	dnp	dnp	
65 Josh Byrom	S	S	S	S	dnp	X	S	S	X	S	S	
66 Alex Kupper	dnp	X	X	S	X	X	dnp	dnp	X	X	dnp	
68 Kamran Joyer	dnp	inj.	inj.	inj.	inj.	inj.	inj.	inj.	inj.	inj.	inj.	
70 Conrad Thomas	X	X	X	X	X	S	X	X	X	X	dnp	
71 Chris Acosta	dnp	dnp	dnp	dnp	dnp	dnp	dnp	dnp	dnp	dnp	dnp	
72 Hunter Stout	dnp	dnp	dnp	dnp	X	dnp	dnp	dnp	dnp	dnp	dnp	
73 H. Hernandez	dnp	dnp	dnp	dnp	X	dnp	dnp	dnp	dnp	dnp	dnp	
74 Jeff Adams	dnp	X	X	X	X	X	dnp	X	X	X	dnp	
75 Ryan Kessling	X	X	X	X	X	X	X	X	X	X	X	
76 Greg Tomczyk	S	S	S	S	S	S	S	S	S	S	S	
77 Joe Evinger	OUT FOR THE SEASON											
78 Byron Stingily	S	S	S	S	S	S	S	S	S	S	S	
79 Mark Wetterer	S	S	S	S	S	S	S	S	S	S	S	
82 Pete Nochta	dnp	X	X	X	X	dnp	X	X	X	X	X	
83 Cameron Graham	S	S	S	S	S	S	S	S	S	S	S	
84 S. Robinson	dnp	dnp	dnp	dnp	dnp	dnp	dnp	dnp	dnp	dnp	dnp	
85 Nate Nord	X	X	X	X	X	X	X	X	X	X	dnp	
86 Zach Meagher	dnp	dnp	dnp	dnp	X	X	X	X	X	X	X	
87 Kai Dominguez	dnp	dnp	dnp	X	X	dnp	dnp	dnp	dnp	dnp	dnp	
88 Jarrett Davis	X	X	X	inj.	inj.	inj.	inj.	inj.	inj.	inj.	inj.	
89 Scott Radcliff	X	X	X	X	X	X	X	X	X	X	X	
90 Malcolm Tatum	S	S	S	S	S	S	S	S	S	S	S	
91 William Savoy	S	S	X	X	S	X	S	X	X	X	X	
92 Brandon Dunn	X	X	X	sick	dnp	X	S	S	S	S	X	
93 Roy Philon	X	dnp	S	dnp	X	dnp	S	S	X	S	X	
95 Randy Salmon	X	X	X	S	S	X	dnp	dnp	dnp	dnp	dnp	
97 Tim High	S	X	X	X	X	S	X	X	S	dnp	dnp	
98 Drew Davis	dnp	dnp	dnp	dnp	dnp	dnp	dnp	dnp	dnp	dnp	dnp	
99 Jamaine Brooks	dnp	dnp	dnp	dnp	dnp	dnp	dnp	dnp	dnp	dnp	dnp	

**GAME RECAPS**

**Game 1 - September 4, 2010 - Papa John's Cardinal Stadium - Att: 55,327**

	<b>KENTUCKY</b>	<b>23</b>
	<b>LOUISVILLE</b>	<b>16</b>

LOUISVILLE, Ky. - Senior running back Bilal Powell rushed for a career-best 156 yards, but it was not enough as Louisville opened the Charlie Strong era with a disappointing 23-16 home loss to rival Kentucky in front of a school record crowd of 55,327 at the newly expanded Papa John's Cardinal Stadium.

Powell's big game on the ground included a career long 80-yard touchdown rush in the third quarter. His previous long run was a 52-yarder against Connecticut in 2008. The run was also the longest for a Louisville player since current Cardinal Victor Anderson had an 88-yard run against Middle Tennessee State in 2008.

Louisville junior kicker Chris Philpott finished 3-for-3 on field goals, including a 44-yarder in the second quarter which tied a career long. He also connected from 32 yards and 27 yards.

After a pair of Kentucky touchdowns in the first quarter, the Wildcats jumped out to an early 13-0 lead over Louisville in the 23rd edition of the Governor's Cup. Derrick Locke rushed for 32 yards for Kentucky's first score and the 6-0 lead. He scored yet again on a one-yard run with 52 seconds left in the first quarter to give the Wildcats a 13-0 advantage.

The Cardinals broke the scoring drought off the foot of Philpott and his two first half field goals, the first being a 44-yarder in the second quarter. The second kick, from 32 yards, came with 4:36 left in the half. It was a result of a 16-play, 65-yard scoring drive that used 8:08. Louisville only had one scoring drive of more than 16 plays last year (19 play, 80-yd TD drive against UConn).

After trailing 20-6 at halftime and 23-6 in the third quarter, Louisville's comeback attempt started with Powell's 80-yard score with 8:41 left in the third. The Cardinals' rally continued late in the fourth quarter on Philpott's third field goal of the game, the 27-yarder with 3:16 to go which followed a 17-play, 71-yard scoring drive for the Cardinals that lasted 7:08.

Score By Quarters	1	2	3	4	Score
Kentucky	13	7	3	0	23 (1-0, 0-0)
Louisville	0	6	7	3	16 (0-1, 0-0)

**Scoring Summary**

1st 14:25 UK Locke 32-yd run (Tydlacka kick missed), 2-70-0:35  
 1st 0:52 UK Locke 1-yd run (Tydlacka kick), 10-92-4:32  
 2nd 14:52 LOU Philpott 44-yd field goal, 4-6-1:00  
 2nd 12:44 UK Cobb 51-yd run (Tydlacka kick), 4-68-2:08  
 3rd 8:52 UK Tydlacka 41-yd field goal, 9-61-3:36  
 3rd 8:41 LOU Powell 80-yd run (Philpott kick), 1-80-0:11  
 4th 3:16 LOU Philpott 27-yd field goal, 17-71-7:08

**Individual Statistics**

**RUSHING:** Louisville: Bilal Powell 16-153-1, Victor Anderson 8-32-0, Blayne Donnell 2-10-0, Adam Froman 5-5-0, Troy Pascaley 1-(-10)-0. Kentucky: Derrick Locke 23-104-2, Randall Cobb 4-80-1, Donald Russell 6-36-0, Moncell Allen 2-7-0, Mike Hartline 1-5-0, Team 1-(-2)-0.

Team Statistics	UL	UK
First Downs	17	20
Rushes-Yards	32-190	37-230
Passing Yards	127	236
Passes C-A-I	14-29-1	18-27-0
Plays-Yards	61-317	64-466
Fumbles-Lost	1-1	1-0
Penalties-Yards	4-30	11-90
Possession Time	29:34	30:26
3rd Down Conversions	4-15	6-13
4th Down Conversions	1-1	1-1
Red Zone	2-2	1-2
Sacks By	0-0	2-13

Chris Matthews 3-56-0, Matt Roark 3-47-0, Derrick Locke 3-21-0, Jordan Aumiller 2-23-0, Randall Cobb 2-19-0, Donald Russell 2-12-0.

**PASSING:** Louisville: Adam Froman 14-29-1-127-0. Kentucky: Mike Hartline 17-26-0-217-0, Randall Cobb 1-1-0-19-0.

**RECEIVING:** Louisville: Doug Beaumont 3-40-0, Cameron Graham 3-38-0, Andrell Smith 2-17-0, Victor Anderson 2-10-0, Troy Pascaley 1-10-0, Bilal Powell 1-6-0, Nate Nord 1-5-0, Blayne Donnell 1-1-0. Kentucky: La'Rod King 3-58-0,

**Game 2 - September 11, 2010 - Papa John's Cardinal Stadium - Att: 51,427**

	<b>EASTERN KENTUCKY</b>	<b>13</b>
	<b>LOUISVILLE</b>	<b>23</b>

LOUISVILLE, Ky. - Louisville senior quarterback Adam Froman passed for 219 yards and a touchdown as the Cardinals beat Eastern Kentucky 23-13 in front of a crowd of 51,427 at Papa John's Cardinal Stadium.

Froman threw for 190 of his yards in the first half, including the touchdown to senior receiver Doug Beaumont, who had 83 yards on four catches and his first career touchdown.

It was the first win for the Cardinals (1-1) under first-year coach Charlie Strong. They lost their opener 23-16 to Kentucky.

Louisville, donning special helmets adorned with stars and stripes to mark the Sept. 11 terrorist attacks nine years ago, outlasted the Colonels (0-2) after scoring all of their points in the second quarter.

Defensively, senior defensive end Rodney Gnat led the Cardinals with seven tackles, including a career best four sacks, one fumble forced and one fumble recovery. Senior cornerback Johnny Patrick added five tackles, including one for loss, while junior linebacker Dexter Heyman finished with five tackles and one sack.

The Cardinals opened the scoring with 14:40 left in the second quarter when senior running back Bilal Powell finished off a nine-play, 75-yard scoring drive with a two-yard touchdown run. It was the first of two touchdowns on the day for Powell, who ran for 92 yards on 16 carries overall.

Louisville pushed its advantage to 9-0 midway through the second quarter when ECU lineman Nathan Watts was whistled for holding penalty in the Colonels' end zone with 8:46 left in the half.

Less than six minutes later, Froman connected with Beaumont for a 42-yard touchdown reception with 3:12 to go in the quarter to cap a five-play, 67-yard scoring drive and a 16-0 lead for the Cardinals. The scoring catch for the Male High School product ended a stretch of 106 catches without a touchdown.

Score By Quarters	1	2	3	4	Score
Eastern Kentucky	0	0	7	6	6 (0-2, 0-0)
Louisville	0	23	0	0	23 (1-1, 0-0)

**Scoring Summary**

2nd 14:40 LOU Powell 2-yd run (Philpott kick), 9-75-4:15  
 2nd 8:46 LOU Safety (holding in the end zone)  
 2nd 3:12 LOU Beaumont 42-yd pass from Froman (Philpott kick) 5-67-2:20  
 2nd 0:38 LOU Powell 3-yd run (Philpott kick), 6-50-1:34  
 3rd 5:00 ECU Caldwell 80-yard interception return (O'Connor kick)  
 4th 2:28 ECU Lumpkin 1-yd pass from Gregory (Gregory pass failed) 10-80-4:20

**Individual Statistics**

**RUSHING:** Louisville: Bilal Powell 16-92-2, Victor Anderson 11-67-0, Adam Froman 5-20-0, Team 3-(-10)-0. Eastern Kentucky: Matt Denham 2-48-0, Kyle Lumpkin 8-23-0, H.B. Banjoman 4-15-0, T.J. Pryor 7-14-0, Bruce Frieson 4-(-1)-0, Brendon Gregory 10-(-7)-0.

Team Statistics	UL	EKU
First Downs	17	12
Rushes-Yards	35-169	35-92
Passing Yards	219	138
Passes C-A-I	15-23-1	11-23-1
Plays-Yards	58-388	58-230
Fumbles-Lost	3-2	1-1
Penalties-Yards	11-100	14-97
Possession Time	28:03	31:57
3rd Down Conversions	2-10	2-14
4th Down Conversions	1-1	0-1
Red Zone	2-2	1-1
Sacks By	8-43	1-4

**PASSING:** Louisville: Adam Froman 15-23-1-219-1. Eastern Kentucky: T.J. Pryor 7-14-0-91-0, Brendon Gregory 4-9-1-47-1.

**RECEIVING:** Louisville: Doug Beaumont 4-83-1, Cameron Graham 3-44-0, Josh Chichester 2-22-0, Josh Bellamy 2-22-0, Victor Anderson 2-17-0, Andrell Smith 1-27-0, Bilal Powell 1-4-0. Eastern Kentucky: Orlandus Harris 5-70-0, H.B. Banjoman 2-19-0, Kyle Lumpkin 2-17-1, Justin Williams 1-19-0, Evan Cromer 1-13-0.

**GAME RECAPS**

**Game 3 - September 18, 2010 - Reser Stadium - Att: 45,379**

	<b>LOUISVILLE</b>	<b>28</b>
	<b>OREGON STATE</b>	<b>35</b>

CORVALLIS, Ore. (AP)--Jacquizz Rodgers ran for 132 yards and two touchdowns and James Dockery sealed the game with an interception in No. 25 Oregon State's 35-28 win over Louisville.

Ryan Katz threw for 142 yards and the Beavers re-established Rodgers as the focal point of the offense, but the Cardinals gave Oregon State a major scare.

Quarterback Adam Froman threw for 288 yards and helped the Cardinals come back from a three touchdown deficit. Louisville had a final chance to tie or win the game and was driving at the Beavers' 49 with under a minute left but Froman's errant pass to Dockery ended the threat.

Doug Beaumont had nine catches for 121 yards, and Bilal Powell had 83 yards rushing. But missed opportunities and a leaky defense had the Cardinals playing catch up all game.

Louisville marched down the field on their first two possessions--gaining 100 yards of offense--but squandered both chances to take an early lead. On the first drive the Beavers stuffed Powell on a fourth and one from the 2. On the second drive, Froman ran 12 yards on a quarterback keeper but had the ball punched out of his hands and through the back of the end zone when he was a foot from the goal line.

Katz found tight end Joe Halahuni for a three-yard touchdown pass to put the Beavers up 7-0 just before the end of the first quarter. Froman kept the ball on an option and ran 17 yards for a touchdown to tie the score.

Rodgers ran for two touchdowns and caught a touchdown pass for the Beavers, who went up 28-14 in the third quarter. Rodgers took a direct snap and handed off to split end Markus Wheaton, who ran for a 28-yard score, which appeared to put Oregon State in the driver's seat.

But Froman ran for a five yard touchdown and connected with Cameron Graham for another one that got Louisville within seven.

Score By Quarters	1	2	3	4	Score
Louisville	0	14	7	7	28 (1-2, 0-0)
Oregon State	7	14	14	0	35 (1-1, 0-0)

**Scoring Summary**

1st	0:39	OSU	Halahuni 3-yd pass from Katz (Kahut kick), 3-23-1:05
2nd	12:51	LOU	Froman 17-yd run (Philpott kick), 9-80-2:41
2nd	8:41	OSU	Rodgers 13-yd run (Kahut kick) 9-83-4:03
2nd	3:38	LOU	Powell 11-yd run (Philpott kick), 12-69-4:59
2nd	0:32	OSU	Rodgers 1-yd run (Kahut kick), 7-37-2:57
3rd	13:25	OSU	Rodgers 4-yd pass from Katz (Kahut kick), 4-46-1:27
3rd	9:28	OSU	Wheaton 28-yd run (Kahut kick), 4-40:1:25
3rd	4:55	LOU	Froman 5-yd run (Philpott kick), 11-84-4:26
4th	13:16	LOU	Graham 2-yd pass from Froman (Philpott kick), 2-46-0:42

**Individual Statistics**

Team Statistics	UL	OSU
First Downs	24	19
Rushes-Yards	39-165	34-177
Passing Yards	288	142
Passes C-A-I	22-38-1	15-27-0
Plays-Yards	77-453	61-319
Fumbles-Lost	1-1	0-0
Penalties-Yards	8-65	7-65
Possession Time	33:22	26:38
3rd Down Conversions	7-15	2-10
4th Down Conversions	1-2	0-0
Red Zone	4-6	4-4
Sacks By	2-11	1-5

**RUSHING:** Louisville: Bilal Powell 20-83-1, Victor Anderson 8-4-0, Blayne Donnell 3-21-0, Adam Froman 5-46-2. Oregon State: Jacquizz Rodgers 24-132-2, Markus Wheaton 1-28-1, James Rodgers 2-12-0, Ryan Katz 4-5-0

**PASSING:** Louisville: Adam Froman 22-38-1-288-1. Oregon State: Ryan Katz 15-26-0-142-2.

**RECEIVING:** Louisville: Doug Beaumont 9-121-0, Cameron Graham 3-41-1, Josh Bellamy 3-65-0, Victor Anderson 3-17-0, Bilal Powell 2-21-0, Josh Chichester

**Game 4 - October 2, 2010 - ASU Stadium - Att: 25,219**

	<b>LOUISVILLE</b>	<b>34</b>
	<b>ARKANSAS STATE</b>	<b>24</b>

JONESBORO, Ark. -- Down 31-7 at the break, Arkansas State scored 17 consecutive points in the second half, but the Louisville Cardinals turned back the Red Wolves in the final minutes of the game to secure a 34-24 victory over ASU.

The Red Wolves pulled within a touchdown with just over eight minutes to go in the game when freshman kicker Bobby Zalud knocked through a 35-yard field goal that trimmed the Louisville lead to 31-24, but the Cardinals answered with a 46-yard field goal from kicker Chris Philpott with 3:54 remaining and ASU was unable to score again.

Louisville quarterback Adam Froman passed for a career-high 308 yards and three touchdowns in the win, with junior Josh Bellamy catching four passes for 66 yards and his first two career touchdowns.

Louisville jumped out to a 10-0 first quarter lead, using a 28-yard field goal from Philpott to put the Cardinals on the board, and an 11-yard touchdown pass from quarterback Adam Froman to wide receiver Josh Bellamy with 2:43 remaining in the period.

Facing a fourth-and-three from the ASU 47, Louisville converted on the fake punt when running back Bilal Powell took the short snap down the left sideline for the Cardinal touchdown. Louisville made it 24-7 when Powell hauled in a 57-yard touchdown pass from Froman with 3:18 remaining in the half, and Froman hooked up with Bellamy again 13 seconds before the break, this time from 21 yards away for the 31-7 Cardinal advantage.

Score By Quarters	1	2	3	4	Score
Louisville	10	21	0	3	34 (2-2, 0-0)
Arkansas State	0	7	14	3	24 (1-4, 1-2)

**Scoring Summary**

1st	9:03	LOU	Philpott 28-yd field goal, 9-32-3:51
1st	2:43	LOU	Bellamy 11-yd pass to from Froman (Philpott kick), 9-80-4:43
2nd	9:19	ASU	Muse 33-yard pass from Aplin (Zalud kick), 7-75-3:19
2nd	6:38	LOU	Powell 47-yd run (Philpott kick), 7-74-2:34
2nd	3:18	LOU	Powell 57-yard pass from Froman (Philpott kick), 3-75-1:09
3rd	10:19	ASU	Muse 15-yd pass from Aplin (Zalud kick), 8-79-3:06
3rd	0:14	ASU	Stockemer 24-yd pass from Aplin (Zalud kick), 7-68-1:21
4th	8:08	ASU	Zalud 35-yd field goal, 4-8-1:20
4th	3:54	LOU	Philpott 46-yd field goal, 11-55-4:10

**Individual Statistics**

**RUSHING:** Louisville: Bilal Powell 21-157-1, Victor Anderson 18-108-0, Dominique Brown 4-13-0. Arkansas State: Sirgregory Thornton 9-78-0, Derek Lawson 11-71-0, R.J. Fleming 5-29-0

**PASSING:** Louisville: Adam Froman 20-33-1-308-3. Arkansas State: Ryan Aplin 12-25-2-209-3.

Team Statistics	UL	ASU
First Downs	26	19
Rushes-Yards	50-267	36-200
Passing Yards	308	209
Passes C-A-I	20-33-1	12-25-2
Plays-Yards	83-575	61-409
Fumbles-Lost	1-1	3-2
Penalties-Yards	13-90	6-30
Possession Time	36:00	24:00
3rd Down Conversions	7-18	4-12
4th Down Conversions	1-2	0-1
Red Zone	2-4	2-3
Sacks By	3-32	2-15

**RECEIVING:** Louisville: Josh Bellamy 4-66-2, Josh Chichester 4-66-0, Damian Copelan 3-61-0, Victor Anderson 3-11-0, Bilal Powell 2-65-1, Cameron Graham 2-15-0, Andrell Smith 1-18-0, Scott Radcliff 1-6-0. Arkansas State: Allen Muse 3-50-2, Taylor Stockemer 2-65-1, Dwayne Frampton 2-31-0, Derek Lawson 2-22-0.

**GAME RECAPS**

**Game 5 - October 9, 2010 - Papa John's Cardinal Stadium - Att: 48,427**

	<b>MEMPHIS</b>	<b>0</b>
	<b>LOUISVILLE</b>	<b>56</b>

LOUISVILLE, KY. (AP)-- Adam Froman threw four first-half touchdown passes and Bilal Powell rushed for 204 yards with two scores to lead Louisville to a 56-0 win over Memphis. Froman completed 12 of 16 passes for 235 yards and had touchdown tosses of 39, 48, 4, 28 yards to help the Cardinals build a 35-0 halftime lead in front of 48,427 fans in their homecoming.

The Cardinals couldn't convert on their first possession of the game against their former Conference USA and Metro Conference rival, but scored on their subsequent five against a team near the bottom of the Football Bowl Subdivision in defensive statistics.

Froman threw two of his touchdowns to junior Josh Bellamy, who finished with six catches for 112 yards, while the other two went to tight ends Cameron Graham and Josh Chichester.

The first shutout victory for first-year Louisville coach Charlie Strong was also the Cardinals' first in four years. Louisville limited Memphis, which entered ranked 110th nationally in total offense and 113th in scoring offense, to just 224 yards of total offense.

Louisville turned Memphis' first - and only - turnover into its first points. Cornerback Johnny Patrick picked off a pass by Tigers quarterback Ryan Williams at the Cardinals' 19 and returned it 20 yards. It took Louisville six plays to take the lead it wouldn't relinquish.

The last of those was Froman's first TD pass - a 39-yarder to tight end Cameron Graham.

The Cardinals erupted for 28 second-period points on quick drives of one, six, one and three plays.

Score By Quarters	1	2	3	4	Score
Memphis	0	0	0	0	0 (1-5, 0-3)
Louisville	7	28	14	7	56 (3-2, 0-0)

**Scoring Summary**

- 1st 1:56 LOU Graham 39-yd pass from Froman (Philpott kick), 6-61-3:30
- 2nd 14:45 LOU Chichester 48-yd pass from Froman (Philpott kick), 1-45-0:09
- 2nd 9:34 LOU Bellamy 4-yd pass from Froman (Philpott kick) 6-80-3:08
- 2nd 6:50 LOU Powell 74-yd run (Philpott kick), 1-74-0:17
- 2nd 5:05 LOU Bellamy 28-yd pass from Froman (Philpott kick), 3-43-1:05
- 3rd 11:08 LOU Powell 10-yd run (Philpott kick), 8-68-3:52
- 3rd 4:55 LOU Smith 4-yd pass from Burke (Philpott kick), 7-58-3:51
- 4th 6:30 LOU Wright 28-yd run (Philpott kick), 2-41-0:27

**Individual Statistics**

RUSHING: Louisville: Bilal Powell 18-204-2, Jeremy Wright 7-58-1, Victor Anderson 3-23-0, Adam Froman 1-11-0, Blayne Donnell 1-3-0, Zed Evans 3-1-0, Dominique Brown 1-(-1)-0. Memphis: Jerrell Rhodes 11-49-0, Gregory Ray 11-28-0, Randy Powell 1-0-0, Cannon Smith 4-(-10)-0, Ryan Williams 7-(-28)-0.

Team Statistics	UL	UM
First Downs	22	13
Rushes-Yards	34-299	34-39
Passing Yards	275	184
Passes C-A-I	17-22-0	16-30-1
Plays-Yards	56-574	64-223
Fumbles- Lost	1-0	2-0
Penalties-Yards	4-26	6-38
Possession Time	26:46	33:14
3rd Down Conversions	6-11	3-16
4th Down Conversions	0-0	0-0
Red Zone	3-3	0-0
Sacks By	5-38	0-0

PASSING: Louisville: Adam Froman 12-16-0-235-4, Justin Burke 5-6-0-40-1. Memphis: Ryan Williams 15-27-1-174-0, Cannon Smith 1-3-0-10-0.

RECEIVING: Louisville: Josh Bellamy 6-112-2, Cameron Graham 3-55-1, Dominique Brown 3-32-0, Josh Chichester 2-67-1, Andrell Smith 1-4-1, Kai Dominguez 1-4-0, Blayne Donnell 1-1-0. Memphis: Marcus Rucker 5-32-0, Jermaine McKenzie 3-71-0, Tannar Rehner 3-41-0, Jerrell Rhodes 3-17-0,

Cam Baker 1-13-0, Curtis Johnson 1-10-0.

**Game 6 - October 15, 2010 - Papa John's Cardinal Stadium - Att: 55,106**

	<b>CINCINNATI</b>	<b>35</b>
	<b>LOUISVILLE</b>	<b>27</b>

LOUISVILLE, KY. (AP)-- Zach Collaros threw a career-high five touchdown passes - three to Armon Binns - and Cincinnati overcame the loss of another receiver Friday night, beating Louisville 35-27 in its Big East opener.

The two-time defending champs lost receiver D.J. Woods to a concussion after his second touchdown catch in the third quarter. Cincinnati (3-3) already was short-handed at receiver with Vidal Hazelton's season-ending knee injury.

Binns' 62-yard touchdown in the fourth quarter decided a game of try-to-top-this plays. He also scored on catches of 47 and 10 yards in the best game of his career. Collaros was 18 of 28 for 275 yards with a pair of interceptions.

Bilal Powell ran for a career-high 209 yards and two touchdowns, keeping Louisville (3-3) in the game. He had an electrifying 85-yard touchdown run that helped the Cardinals take a 24-21 lead into halftime.

Collaros rolled right and saw Woods running several yards beyond the coverage for a 47-yard touchdown on Cincinnati's first play. In the end zone, Woods got a 15-yard penalty for going face-to-face and talking trash at safety Shenard Holton - just the start of a lot of jawing and shoving throughout.

The trick plays and big plays kept coming, too.

Louisville ranks third nationally in sacks, but a little defensive deception set up its first touchdown. Tackle Greg Scruggs dropped into pass coverage and picked off Collaros, who never saw him. Scruggs' first career interception set up Froman's 11-yard TD pass.

Score By Quarters	1	2	3	4	Score
Cincinnati	14	7	7	7	35 (3-3, 1-0)
Louisville	14	10	0	3	27 (3-3, 0-1)

**Scoring Summary**

- 1st 12:42 UC Woods 47-yd pass from Collaros (Rogers kick), 1-52-0:27
- 1st 14:45 LOU Chichester 11-yd pass from Froman (Philpott kick), 5-24-2:34
- 1st 2:25 UC Binns 10-yd pass from Collaros (Rogers kick) 9-70-3:47
- 1st 1:20 LOU Powell 85-yd run (Philpott kick), 2-86-1:06
- 2nd 12:54 LOU Philpott 26-yd field goal, 7-44-2:47
- 2nd 5:33 LOU Powell 9-yd run (Philpott kick), 12-69-6:17
- 2nd 3:46 UC Binns 31-yd pass from Collaros (Philpott kick), 5-81-1:47
- 3rd 2:51 UC Woods 14-yd pass from Collaros (Rogers kick), 14-77-6:13
- 4th 11:27 LOU Philpott 37-yd field goal, 8-36-3:28
- 4th 9:14 UC Binns 62-yd pass from Collaros (Rogers kick), 5-74-2:13

**Individual Statistics**

RUSHING: Louisville: Bilal Powell 24-209-2, Josh Bellamy 1-12-0, Blayne Donnell 3-11-0, Dominique Brown 1-(-1)-0, Adam Froman 5-(-3)-0. Cincinnati: Isaiah Peard 21-145-0, Zach Collaros 7-32-0, John Goebel 2-6-0, DJ Woods 1-(-1)-0, Team 2-(-4)-0.

Team Statistics	UL	UC
First Downs	19	22
Rushes-Yards	34-228	33-178
Passing Yards	206	275
Passes C-A-I	19-28-0	18-28-2
Plays-Yards	62-434	61-453
Fumbles- Lost	0-0	1-1
Penalties-Yards	8-73	5-51
Possession Time	33:34	26:26
3rd Down Conversions	5-13	6-9
4th Down Conversions	0-1	0-0
Red Zone	4-5	2-2
Sacks By	1-8	0-0

PASSING: Louisville: Adam Froman 18-27-1-179-0, Doug Beaumont 1-1-0-27-0. Cincinnati: Zach Collaros 18-28-2-275-5.

RECEIVING: Louisville: Cameron Graham 5-38-0, Andrell Smith 3-59-0, Nate Nord 2-29-0, Josh Chichester 2-14-1, Bilal Powell 2-13-0, Josh Bellamy 2-10-0, Adam Froman 1-27-0, Doug Beaumont 1-11-0, Blayne Donnell 1-5-0. Cincinnati: Armon Binns 8-175-3, Ben Guidugli 4-26-0, DJ Woods 2-61-2, Isaiah Peard 2-0-0, Marcus Barnett 1-8-0, Anthony McClung 1-5-0.

McClung 1-5-0.

**GAME RECAPS**

**Game 7 - October 23, 2010 - Papa John's Cardinal Stadium- Att: 48,591**

	<b>CONNECTICUT</b>	<b>0</b>
	<b>LOUISVILLE</b>	<b>26</b>

LOUISVILLE, KY. (AP)-- Doug Beaumont returned a punt 74 yards for a touch-down and Chris Philpott tied a school record with four field goals to lead Louisville to a 26-0 victory over Connecticut in front of a crowd of 48,591 at Papa John's Cardinal Stadium.

Adam Froman completed 18 of 30 passes for 195 yards and a touchdown for the Cardinals, who posted their first-ever shutout of a BIG EAST opponent.

Bilal Powell rushed for 105 yards on 27 carries for the Cardinals. Powell entered the game fourth in the Football Bowl Subdivision in rushing, averaging 149.7 yards per game.

Jordan Todman, came into the game third in rushing (152.2 yards per game) in the FBS, was held to a season-low 80 yards on 19 carries for the Huskies (3-4, 0-2).

The Cardinals posted their second shutout in their last three games. It marked the first time that the Cardinals recorded a pair of shutouts in the same season since 2004 when the Cardinals blanked Kentucky 28-0 and North Carolina 34-0.

Froman threw a 2-yard touchdown pass to Cameron Graham in the first quarter for the only offensive touchdown of the game. Philpott kicked field goals of 39, 42, 26 and 24 yards.

Score By Quarters	1	2	3	4	Score
Connecticut	0	0	0	0	0 (3-4, 0-2)
Louisville	0	13	10	3	26 (4-3, 1-1)

**Scoring Summary**

- 2nd 14:18 LOU Graham 3-yd pass from Froman (Philpott kick), 3-18-0:46
- 2nd 6:57 LOU Philpott 39-yd field goal, 6-35-4:08
- 2nd 0:36 LOU Philpott 42-yd field, 11-45-4:00
- 3rd 13:50 LOU Beaumont 74-yd punt return (Philpott kick)
- 3rd 6:14 LOU Philpott 26-yd field goal, 11-45-5:50
- 4th 12:50 LOU Philpott 24-yd field goal, 10-74-5:01

**Individual Statistics**

**RUSHING:** Louisville: Bilal Powell 27-105-0, Adam Froman 3-20-0, Blayne Donnell 3-18-0, Jeremy Wright 1-12-0, Dominique Brown 2-7-0, Team 2-(-2)-0. Connecticut: Jordan Todman 19-80-0, Michael Box 5-22-0, Leon Kinnard 1-6-0.

**PASSING:** Louisville: Adam Froman 18-30-0-195-1. Connecticut: Michael Box 4-12-1-35-0, Zach Frazer 6-8-0-52-0.

**RECEIVING:** Louisville: Doug Beaumont 7-53-0, Andrell Smith 3-62-0, Cameron Graham 3-33-1, Josh Chichester 2-33-0, Bilal Powell 2-5-0, Josh Bellamy 1-9-0. Connecticut: Ryan Griffin 4-40-0, Kashif Moore 4-22-0, Jordan Todman 1-22-0, Michael Smith 1-3-0.

Team Statistics	UL	UC
First Downs	20	11
Rushes-Yards	38-160	25-108
Passing Yards	195	87
Passes C-A-I	18-30-0	10-20-1
Plays-Yards	68-355	45-195
Fumbles- Lost	0-0	2-2
Penalties-Yards	7-70	4-41
Possession Time	37:27	22:33
3rd Down Conversions	8-15	4-11
4th Down Conversions	0-0	0-0
Red Zone	3-3	0-1
Sacks By	1-5	0-0

**Game 8 - October 30, 2010 - Heinz Field- Att: 48,562**

	<b>LOUISVILLE</b>	<b>3</b>
	<b>PITTSBURGH</b>	<b>20</b>

PITTSBURGH, PA. (AP)-- Pittsburgh's Jabaal Sheard-led defense forced a fumble that led to a touchdown and never allowed Louisville's offense to generate any momentum during a 20-3 that kept the Panthers unbeaten in the Big East.

Ray Graham and Dion Lewis ran for scores in the second half as Pittsburgh scored the game's only two touchdowns after settling for a 6-3 halftime lead on two Dan Hutchins field goal.

Louisville never mounted a scoring drive after Chris Philpott kicked a 35-yard field goal on the game's opening series.

The Cardinals, held to 185 yards on 55 plays, also were hampered by Bilal Powell's right knee injury that sidelined the nation's No. 4 rusher for all but two plays of the second half.

Louisville quarterback Adam Froman, sacked three times while being constantly harassed, was 13 of 22 for 82 yards. His replacement, Justin Burke, was intercepted on his only attempt of the game.

Sheard, despite being double-teamed at times, forced two fumbles, two sacks and three tackles for losses while frustrating a Cardinals offense that has scored one touch-down in 10 quarters.

Score By Quarters	1	2	3	4	Score
Louisville	3	0	0	0	3 (4-4, 1-2)
Pittsburgh	3	3	7	7	20 (5-3, 3-0)

**Scoring Summary**

- 1st 8:47 LOU Philpott 35-yd field goal, 12-54-6:13
- 1st 2:40 PITT Hutchins 26-yd field goal, 6-35-4:08
- 2nd 9:34 PITT Hutchins 42-yd field goal, 12-45-5:32
- 3rd 9:36 PITT Graham 21-yd run (Hutchins kick), 11-71-5:24
- 4th 14:57 PITT Lewis 3-yd run (Hutchins kick), 3-5-1:00

**Individual Statistics**

**RUSHING:** Louisville: Bilal Powell 11-64-0, Jeremy Wright 6-25-0, Dominique Brown 5-18-0, Blayne Donnell 5-14-0, Adam Froman 5-(-18)-0. Pittsburgh: Dion Lewis 18-65-1, Ray Graham 9-40-1, Tino Sunseri 4-23-0.

**PASSING:** Louisville: Adam Froman 13-22-0-82-0. Pittsburgh: Tino Sunseri 13-24-0-123-0.

**RECEIVING:** Louisville: Doug Beaumont 7-50-0, Andrell Smith 2-13-0, Cameron Graham 1-5-0, Bilal Powell 2-4-0, Jeremy Wright 1-10-0. Pittsburgh: Mike Shanahan 3-35-0, Jon Baldwin 3-24-0, Mike Cruz 2-28-0, Chris Mike 2-28-0, Dion Lewis 1-11-0, Henry Hynoski 1-8-0

Team Statistics	UL	PITT
First Downs	14	15
Rushes-Yards	32-103	37-132
Passing Yards	82	123
Passes C-A-I	13-23-1	13-24-0
Plays-Yards	55-185	61-255
Fumbles- Lost	2-1	1-0
Penalties-Yards	6-46	4-35
Possession Time	28:26	31:34
3rd Down Conversions	5-12	7-16
4th Down Conversions	0-0	1-2
Red Zone	1-2	3-4
Sacks By	0-0	3-25

**GAME RECAPS**

**Game 9 • November 6, 2010 • Carrier Dome • Att: 40,735**

	<b>LOUISVILLE</b>	<b>28</b>
	<b>SYRACUSE</b>	<b>20</b>

**SYRACUSE, N.Y. (AP)--** Justin Burke completed 13 of 25 passes for 143 yards and Jeremy Wright ran for 98 yards as Louisville defeated Syracuse 28-20, as Louisville's win broke its 11-game losing streak in Big East games on the road. The Cardinals hadn't won on the road since a 28-24 win over 15th-ranked Cincinnati during the 2007 season.

The Cardinals played without both their starting quarterback and running back. Quarterback Adam Froman suffered a thigh contusion in Louisville's 20-3 loss to Pittsburgh last week, while running back Bilal Powell left that game with swelling on his right knee.

Wright carried a career-high 19 times and scored on runs from 28 and 12 to pace the Cardinals' rushing attack. Louisville dominated the second-half, running for 115 yards and keeping the Orange's offense off the field.

For a team that amassed 106 total offensive yards by halftime, Louisville bunched all of that and more into those two second-half drives that led the Cardinals.

There was the first drive, the 10-play, 60-yard push that came in the opening minutes of the second half. Running back Jeremy Wright, who filled in admirably for the injured Bilal Powell, ended the drive with his second touchdown of the day. That gave the Cardinals a 21-17 lead from which it would never look back.

And there was the second drive, the methodical 12-play, 90-yard march that spanned the end of the third and beginning of the fourth quarters. The drive ended in a 21-yard touchdown pass from Louisville quarterback Justin Burke to wide receiver Josh Chichester, after a beautiful play-action fake left Chichester open and ready to run into the end zone.

Two drives, 150 yards. SU was down 28-20 and couldn't recover.

Score By Quarters	1	2	3	4	Score
Louisville	14	0	7	7	28 (5-4, 2-2)
Syracuse	7	10	3	0	20 (6-3, 3-2)

**Scoring Summary**

- 1st 6:06 LOU Wright 28-yd run (Philpott kick), 3-41-1:24
- 1st 5:08 SU Lemon 51-yd pass from Nassib (Krautman kick), 3-56-0:56
- 1st 1:15 LOU Smith 8-yd pass from Burke (Philpott kick), 6-59-3:53
- 2nd 5:42 SU Carter 8-yd run (Krautman kick), 12-70-4:53
- 2nd 0:34 SU Krautman 23-yd field goal, 5-17-1:44
- 3rd 10:34 LOU Wright 20-yd run (Philpott kick), 10-60-4:26
- 3rd 5:59 SYR Krautman 42-yd field goal, 10-42-4:41
- 4th 14:26 LOU Chichester 21-yd pass from Burke (Philpott kick), 12-90-6:27

**Individual Statistics**

**RUSHING:** Louisville: Jeremy Wright 19-98-2, Victor Anderson 10-46-0, Blayne Donnell 5-22-0, Justin Burke 5-(-6)-0. Syracuse: Delone Carter 21-107-1, Antwon Bailey 6-22-0, Ryan Nassib 4-(-28)-0.


Team Statistics	UL	SU
First Downs	19	17
Rushes-Yards	39-160	31-101
Passing Yards	143	155
Passes C-A-I	13-25-0	19-32-0
Plays-Yards	64-303	63-256
Fumbles- Lost	2-1	1-1
Penalties-Yards	10-67	8-57
Possession Time	30:02	29:58
3rd Down Conversions	4-12	6-14
4th Down Conversions	2-2	0-0
Red Zone	2-2	2-2
Sacks By	3-21	2-19

**PASSING:** Louisville: Justin Burke 13-25-0-143-2. Syracuse: Ryan Nassib 19-32-0-155-1.

**RECEIVING:** Louisville: Cameron Graham 3-30-0, Josh Chichester 2-50-1, Andrell Smith 2-20-1, Josh Bellamy 2-20-0, Doug Beaumont 1-11-0, Victor Anderson 1-6-0, Blayne Donnell 1-4-0, Nate Nord 1-2-0. Syracuse: Alec Lemon 5-73-0, Nick Provo 5-42-0, Van Chew 2-18-0, Beckett Wales 2-9-0, Delone Carter 2-7-

0, Antwon Bailey 2-5-0, Jose Cruz 1-1-0.

**Game 10 • November 13, 2010 • Papa John's Cardinal Stadium • Att: 43,887**

	<b>USF</b>	<b>24</b>
	<b>LOUISVILLE</b>	<b>21</b>

**LOUISVILLE, KY. (AP)--** South Florida is making a habit of winning by a hair. The Bulls rallied in a nail-biter against Louisville, erasing a two-score deficit as they notched a 24-21 win in overtime.

Sophomore kicker Maikon Bonani, who missed what would have been the game-winning field goal in regulation, hit a 37-yard field goal to give South Florida bowl eligibility for the sixth straight season.

The Bulls struggled early, falling behind 14-3 in the first half.

But Louisville mistakes on offense and special teams allowed South Florida to get back into it.

With the game tied at 21 with two seconds left, the Bulls had a chance at victory on a 52-yard Bonani field goal. Louisville head coach Charlie Strong twice called time out to ice Bonani, the second time just as he booted one that would have been successful, but was immediately waved off by the officials. Bonani's next attempt was wide to the left.

In the first overtime series, Louisville made it as far as the 4-yard line. With a fourth-and-inches situation, the Cardinals opted to try for the first down instead of a field goal but failed to convert on a quarterback sneak.

After the Bulls' offense ran the ball to the 20-yard line, Bonani easily hit his field goal for the win.

South Florida quarterback B.J. Daniels threw for 87 yards and a touchdown. Sophomore running back Demetris Murray added 106 yards rushing.

Louisville reserve quarterback Justin Burke threw for 146 yards and three touchdowns, while senior running back Bilal Powell added 140 yards on the ground - his sixth triple-digit rushing game this season.

Louisville saw its first-half lead vanish after the Bulls capitalized on a botched punt and interception.

Score By Quarters	1	2	3	4	OT	Score
USF	0	10	3	8	3	24 (5-4, 2-2)
Louisville	7	7	0	7	0	21 (6-3, 3-2)

**Scoring Summary**

- 1st 6:06 LOU Smith 20-yd pass from Burke (Philpott kick), 4-11-1:45
- 2nd 8:58 USF Bonani 39-yd field goal, 4-5-1:21
- 2nd 2:50 LOU Chichester 2-yd pass from Burke (Philpott kick), 14-80-6:08
- 2nd 2:33 USF Lamar 100-yd kickoff return (Bonani kick)
- 3rd 11:01 USF Bonani 22-yd field goal, 7-85-3:24
- 4th 11:43 USF Bogan 48-pass from Daniels (Bonani kick), 1-48-0:11
- 4th 1:21 LOU Bellamy 10-yd pass from Burke (Philpott kick), 9-46-4:18
- OT USF Bonani 37-yd field goals, 4-5

**Individual Statistics**

Team Statistics	UL	USF
First Downs	21	10
Rushes-Yards	49-182	39-172
Passing Yards	146	87
Passes C-A-I	16-31-2	11-19-0
Plays-Yards	80-328	58-259
Fumbles- Lost	0-0	1-1
Penalties-Yards	8-63	5-55
Possession Time	32:15	27:45
3rd Down Conversions	8-18	2-14
4th Down Conversions	1-2	0-0
Red Zone	3-3	2-2
Sacks By	2-10	0-0

**RUSHING:** Louisville: Bilal Powell 31-140-0, Dominique Brown 7-23-0, Jeremy Wright 5-18-0, Vic Anderson 2-2-0, Justin Burke 3-1-0, Blayne Donnell 1-(-2)-0. USF: Demetri Murray 13-106-0, Richard Kelly 3-25-0, Bradle Battles 3-21-0, Moise Plancher 9-18-0, Faron Hornes 1-3-0, B.J. Daniels 9-0-0, Lindsey Lamar 1-(-1)-0.

**PASSING:** Louisville: Justin Burke 16-30-1-146-3, Dominique Brown 0-1-1-0-0. USF: B.J. Daniels 11-19-0-87-1.

**RECEIVING:** Louisville: Josh Bellamy 5-58-1, Andrell Smith 3-43-1, Bilal Powell 2-2-0, Damian Copeland 1-15-0, Blayne Donnell 1-8-0, Jeremy Wright 1-6-0, Cameron Graham 1-3-0, Josh Chichester 1-2-1. USF: Dontavia Bogan 3-52-1, Lindsey Lamar 3-11-0, Stephen Bravo-Brown 1-8-0, Evan Landi 1-5-0, Demetri Murray 1-5-0, Kevin Gidrey 1-4-0, Richard Kelly 1-2-0.

**GAME RECAPS**

Game 11 - November 20, 2010 - Papa John's Cardinal Stadium - Att: 51,772

	<b>WEST VIRGINIA</b>	<b>17</b>
	<b>LOUISVILLE</b>	<b>10</b>

LOUISVILLE, KY. (AP)-- West Virginia kept its hopes for a Big East title alive with a rugged 17-10 win over Louisville.

Noel Devine ran for 58 yards and a touchdown and West Virginia's defense hounded the Cardinals all afternoon as the Mountaineers (7-3, 3-2 Big East) set up a showdown with rival Pittsburgh on Friday.

Louisville (5-6, 2-4) was hoping to become bowl eligible for the first time since 2007 but could muster little offense. The Cardinals managed just 171 total yards, never got into a rhythm and committed a handful of critical penalties.

West Virginia wasn't much better, but the Mountaineers made enough plays to remain in the thick of the Big East race. Cornerback Keith Tandy's interception with 2:22 remaining snuffed out Louisville's last-gasp drive as West Virginia won a conference road game for the first time this season.

Score By Quarters	1	2	3	4	Score
West Virginia	7	7	3	0	17 (7-3, 3-2)
Louisville	3	7	0	0	10 (5-6, 2-4)

**Scoring Summary**

- 1st 9:59 LOU Philpott 43-yd field goal, 8-43-3:35
- 1st 5:08 WVU Devine 2-yd run (Bitancurt kick), 10-78-4:25
- 2nd 10:26 LOU Daniel Brown fumble recovery (Philpott kick)
- 2nd 6:16 WVU Clarke 2-yd run (Bitancurt kick), 8-82-4:10
- 3rd 9:30 WVU Bitancurt 43-yd field goal, 10-31-4:37

**Individual Statistics**

RUSHING: Louisville: Chris Philpott 1-20-0, Jeremy Wright 13-20-0, Bilal Powell 4-0-0, Vic Anderson 3-(-7)-0, Justin Burke 9-(-8)-0. West Virginia: Noel Devine 23-58-1, Shawne Alston 7-36-0, Ryan Clarke 3-22-1, Geno Smith 11-20-0, TEAM 3-(-8)-0.

PASSING: Louisville: Justin Burke 12-24-1-145-0. West Virginia: Geno Smith 9-20-0-133-0.

RECEIVING: Louisville: Cameron Graham 6-95-0, Pete Nochtka 1-17-0, Andrell Smith 1-15-0, Doug Beaumont 1-5-0, Josh Bellamy 1-5-0, Damian Copeland 1-4-0, Josh Chichester 1-4-0. West Virginia: Noel Devine 3-61-0, J.D. Woods 2-32-0, Jock Sanders 2-11-0, Tavon Austin 1-25-0, Brad Starks 1-4-0.

Team Statistics	UL	WVU
First Downs	9	15
Rushes-Yards	30-26	47-128
Passing Yards	145	133
Passes C-A-I	12-24-1	9-20-0
Plays-Yards	54-171	67-261
Fumbles- Lost	0-0	1-1
Penalties-Yards	7-70	4-28
Possession Time	28:03	31:57
3rd Down Conversions	2-13	6-16
4th Down Conversions	1-2	0-0
Red Zone	0-0	3-3
Sacks By	4-32	4-34

**THE LAST TIME****RUSHING/PASSING/RECEIVING****Two 100-yd rushers**

By UL: Bilal Powell (157) and Victor Anderson (108) vs. Arkansas State, 2010  
By Opp: Pat White (200) and Noel Divine (154), West Virginia, 2008

**Two 100-yd receivers**

By UL: H. Douglas (100), G. Barnidge (126), M. Urrutia (142) vs. Middle Tennessee, 2007  
By Opp: Willie Taggart (177), Donie Pimpleton (111), Jammie Kyle (102), Western Kentucky, 1998

**RUSHING****25 or more rushing attempts**

By UL: 31, Bilal Powell vs. USF, 2010  
By Opp: 28, Delone Carter, Syracuse, 2009

**30 or more rushing attempts**

By UL: 31, Bilal Powell vs. USF, 2010  
By Opp: 33, Andre Dixon, Connecticut, 2009

**40 or more rushing attempts**

By UL: 40, Nathan Poole vs. Wichita St., 1978  
By Opp: 41, Joffrey Reynolds, Houston, 2002

**100 or more rushing**

By UL: 140, Bilal Powell vs. USF, 2010  
By Opp: 106, Demetri Murray, USF, 2010

**150 or more rushing**

By UL: 209, Bilal Powell vs. Cincinnati, 2010  
By Opp: 153, Andre Dixon, Connecticut, 2009

**200 or more rushing**

By UL: 209, Bilal Powell vs. Cincinnati, 2010  
By Opp: 200, Pat White, West Virginia, 2008

**Consec 100-yd games**

By UL: 4, Bilal Powell 156 vs. Arkansas State, 204 vs. Memphis, 209 vs. Cincinnati, 105 vs. Connecticut, 2010  
By Opp: 3, Pat White, (200 in 2008, 147 in 2007, 125 in 2006), West Virginia

**Consec 150-yd games**

By UL: 3, Bilal Powell 156 vs. Arkansas State, 204 vs. Memphis, 209 vs. Cincinnati 2010  
By Opp: 2, Steve Slaton (156 in 2006 and 188 in 2005), West Virginia

**Consec 175-yd games**

By UL: 2, Bilal Powell 204 vs. Memphis, 209 vs. Cincinnati, 2010  
By Opp: N/A

**Consec 200-yd games**

By UL: 2, Bilal Powell 204 vs. Memphis, 209 vs. Cincinnati, 2010  
By Opp: N/A

**50- yard run**

By UL: 85, Bilal Powell vs. Cincinnati, 2010  
By Opp: 67, Demetri Murray, USF, 2010

**70-yard run**

By UL: 85, Bilal Powell vs. Cincinnati, 2010  
By Opp: 79, Noel Divine, West Virginia, 2008

**80-yard run**

By UL: 85, Bilal Powell vs. Cincinnati, 2010  
By Opp: 80, Randolph Brown, Southern Mississippi, 1985

**90 or more yard run**

By UL: 93, Ken Porco vs. Eastern Kentucky, 1958  
By Opp: N/A

**3 or more rushing TD**

By UL: 3, Brock Bolen vs. Middle Tennessee, 2008  
By Opp: 3, Andre Dixon, Connecticut, 2009

**4 or more rushing TD**

By UL: 4, Michael Bush vs. West Virginia 2005  
By Opp: 4, Pat White, West Virginia, 2006

**5 or more rushing TD**

By UL: 5, Eric Shelton vs. East Carolina, 2004  
By Opp: 5, Steve Slaton, West Virginia, 2005

**PASSING****30 or more attempts**

By UL: 30, Justin Burke vs. USF, 2010  
By Opp: 34, BJ Daniels, South Florida, 2009

**40 or more attempts**

By UL: 47, Hunter Cantwell vs. West Virginia, 2008  
By Opp: 41, Corey Leonard, Arkansas State, 2009

**50 or more attempts**

By UL: 65, Brian Brohm vs. Syracuse, 2007  
By Opp: 55, Arkelon Hall, Memphis, 2008

**20 or more completions**

By UL: 20, Adam Froman vs. Arkansas St., 2010  
By Opp: 20, BJ Daniels, South Florida, 2009

**25 or more completions**

By UL: 27, Hunter Cantwell vs. West Virginia, 2008  
By Opp: 30, Matt Grothe, South Florida, 2008

**30 or more completions**

By UL: 39, Brian Brohm vs. Utah, 2007  
By Opp: 30, Matt Grothe, South Florida, 2008

**40 or more completions**

By UL: 45, Brian Brohm vs. Syracuse, 2007  
By Opp: N/A

**3 or more TD passes**

By UL: 3, Justin Burke vs. USF, 2010  
By Opp: 5, Zach Collaros, Cincinnati, 2010

**4 or more TD passes**

By UL: 4, Adam Froman vs. Memphis, 2010  
By Opp: 5, Zach Collaros, Cincinnati, 2010

**5 TD passes**

By UL: 5, Brian Brohm vs. Middle Tennessee, 2007  
By Opp: 5, Zach Collaros, Cincinnati, 2010

**300 or more yards passing**

By UL: 308, Adam Froman vs. Arkansas State, 2010  
By Opp: 447, Mike Teel, Rutgers, 2008

**400 or more yards passing**

By UL: 467, Brian Brohm vs. Utah, 2007  
By Opp: 447, Mike Teel, Rutgers, 2008

**Consec 250-yd games**

By UL: 2, Adam Froman, (288 vs. Oregon State, 308 vs. Arkansas State), 2010  
By Opp: 2, Zach Collaros, (275 in 2010 and 253 in 2009), Cincinnati

**Consec 300-yd games**

By UL: 2, Brian Brohm, (350 vs. Cincinnati, 467 vs. Utah), 2007  
By Opp: 2, Tim Couch (498 in 1998 and 398 in 1997), Kentucky

**50+ yd completion**

By UL: 57, Adam Froman vs. Arkansas State, 2010  
By Opp: 62, Zach Collaros, Cincinnati, 2010

**70+ yd completion**

By UL: 92, Adam Froman vs. Southern Mississippi, 2009  
By Opp: 74, Mike Teel, Rutgers, 2008

**80+ yd completion**

By UL: 92, Adam Froman vs. Southern Mississippi, 2009  
By Opp: 80, Andre Woodson, Kentucky, 2006

**90+ yd completion**

By UL: 92, Adam Froman vs. Southern Mississippi, 2009  
By Opp: N/A

**3 or more int's**

By UL: 3, Hunter Cantwell vs. West Virginia, 2008  
By Opp: 3, Tyler Palko, Pittsburg, 2006

**4 or more int's**

By UL: 4, Chris Redman vs. Utah 1998  
By Opp: 4, Jason McKinley, Houston, 2000

**5 or more int's**

By UL: 6, Erik Watts vs. Florida State, 1991  
By Opp: 5, Glenn Foley, Boston College, 1990

**RECEIVING****10+ receptions**

By UL: 12, Harry Douglas vs. Syracuse, 2007  
By Opp: 12, Kenny Britt, Rutgers, 2007

**3+ TD receptions**

By UL: 3, J.R. Russell vs. Miami, 2003  
By Opp: 3, Armon Binns, Cincinnati, 2010

**4+ TD receptions**

By UL: 4, Lavell Boyd vs. Houston, 1999  
By Opp: 4, Michael Smith, Kansas, 1989

**100+ receiving yards**

By UL: 112, Josh Bellamy vs. Memphis, 2010  
By Opp: 175, Armon Binns, Cincinnati, 2010

**125+ receiving yards**

By UL: 146, Scott Long vs. Southern Mississippi, 2009  
By Opp: 175, Armon Binns, Cincinnati, 2010

**150+ receiving yards**

By UL: 154, Patrick Carter vs. Utah, 2007  
By Opp: 175, Armon Binns, Cincinnati, 2010

**175+ receiving yards**

By UL: 205, Harry Douglas vs. Syracuse, 2007  
By Opp: 175, Armon Binns, Cincinnati, 2010

**200+ receiving yards**

By UL: 205, Harry Douglas vs. Syracuse 2007  
By Opp: 207, Cos Dematteo, Chattanooga, 1999

**Consec 100-yd games**

By UL: 4, Harry Douglas, 2007 (205 vs. Syr., 223 vs. Kentucky, 100 vs. Middle Tennessee, 151 vs. Murray State)  
By Opp: 2, Tim Brown (124 in 2009, 173 in 2008), Rutgers

**Consec 200-yd games**

By UL: 2, Harry Douglas, 2007 (205 vs. Syracuse, 223 vs. Kentucky)  
By Opp: None

**50+ yard reception**

By UL: 57, Bilal Powell vs. Arkansas State, 2010  
By Opp: 62, Armon Binns, Cincinnati, 2010

**75+ yard reception**

By UL: 92, Scott Long vs. S. Mississippi, 2009  
By Opp: 79, Taj Smith, Syracuse, 2007

**TEAM****300+ yards rushing**

By UL: 303, vs. Kansas State, 2008  
By Opp: 376, West Virginia, 2008

**400+ yards rushing**

By UL: 445, vs. Houston, 2003  
By Opp: 407, New Mexico State, 2001

**<30 yards rushing**

By UL: 26, vs. West Virginia, 2010  
By Opp: 19, Indiana State, 2009

**THE LAST TIME**

**Neg. net rushing**

By UL: -26, vs. TCU, 2002  
By Opp: -56, Grambling, 2000

**400+ yards passing**

By UL: 467, vs. Utah, 2007  
By Opp: 447, Rutgers, 2008

**500+ yards passing**

By UL: 555, vs. Syracuse, 2007  
By Opp: 571, Kentucky, 1998

**500+ yards total offense**

By UL: 574 vs. Memphis, 2010  
By Opp: 538, South Florida, 2009

**600+ yards total offense**

By UL: 628, vs. Syracuse, 2007  
By Opp: 671, Rutgers, 2008

**700+ yards total offense**

By UL: 729, vs. Middle Tennessee, 2007  
By Opp: 801, Kentucky, 1998

**<200 yards total offense**

By UL: 171, vs. West Virginia, 2010  
By Opp: 101, Indiana State, 2009

**<100 yards total offense**

By UL: 13, vs. Arizona State, 1992  
By Opp: 60, Grambling, 2000

**Consec. Gms, 500+ total yards**

By UL: 2, 575 vs. Arkansas State 574 vs. Memphis, 2010  
By Opp: 2, Kentucky (801 in 1998 and 519 in 1997)

**4 consec. Gms, 500+ total yds**

By UL: 4, (549 vs. ECU, 507 vs. Miami, 517 vs. USF, 599 vs. Memphis), 2004  
By Opp: 4, Florida State (542 in 1987, 547 in 1986, 545 in 1983, 615 in 1981)

**30+ first downs**

By UL: 31, vs. Kansas State, 2008  
By Opp: 30, Memphis, 2004

**35+ first downs**

By UL: 37, vs. Syracuse, 2007  
By Opp: 37, Kentucky, 1998

**<10 first downs**

By UL: 9, vs. West Virginia, 2010  
By Opp: 7, Indiana State, 2009

**40+ points**

By UL: 42, vs. Middle Tennessee, 2008  
By Opp: 41, Cincinnati, 2009

**50+ points**

By UL: 56, vs. Memphis, 2010  
By Opp: 63, Rutgers, 2008

**5+ fumbles lost**

By UL: 5, vs. Western Kentucky, 1988  
By Opp: 5, North Carolina, 1995

**Scored a safety**

By UL: 1, vs. Eastern Kentucky 2010  
By Opp: 1, Rutgers, 2005

**Allowed a safety**

By UL: 1, vs. Rutgers, 2005  
By Opp: 1, Eastern Kentucky, 2010

**Forced five or more TO**

By UL: 5, vs. North Carolina State, 2007  
By Opp: 5, West Virginia, 2008

**Recovered three or more fumb**

By UL: 3, vs. West Virginia, 2007  
By Opp: 3, Pittsburgh, 2008

**Committed five TO**

By UL: 5, vs. West Virginia, 2008  
By Opp: 5, Connecticut, 2007

**Committed six TO**

By UL: 7, vs. South Florida, 2007  
By Opp: 6, Houston, 2000

**Shutout**

By UL: 26-0 vs. Connecticut, 2010  
By Opp: vs. Florida State, 2000 (Lost 32-0)

**Shutout at home**

By UL: 26-0 vs. Connecticut, 2010  
By Opp: vs. Cincinnati, 1987 (Lost 25-0)

**Shutout on the road**

By UL: 62-0 vs. Temple, 2006  
By Opp: vs. Florida State, 2000 (Lost 32-0)

**Shutout by first half**

By UL: vs. Connecticut, 2010 (Won 26-0)  
By Opp: vs. Syracuse, 2009 (Won 10-9)

**Shutout by second half**

By UL: vs. Connecticut, 2010 (Won 26-0)  
By Opp: vs. West Virginia, 2010 (Won 17-10)

**Overtime game**

By UL: vs. USF, 2010 (Lost 24-21)  
By Opp: vs. USF, 2010 (Lost 24-21)

**Come-from-behind win**

By UL: vs. Syracuse, 2009 (Trailed 9-3 in 4<sup>th</sup> Quarter)  
By Opp: USF, 2010 (UofL led 14-13 in 4<sup>th</sup> Quarter)

**Kicked a game-winning FG**

By UL: 32, Ryan Payne vs. Southern Mississippi, 2009  
By Opp: 37, Maikon Bonani, USF, 2006

**MISCELLANEOUS**

**300 yards or more of total offense**

By UL: 302, Adam Froman vs. Arkansas St., 2010  
By Opp: 307, Zach Collaros, Cincinnati, 2010

**400 or more yards of total offense**

By UL: 452, Brian Brohm vs. Utah, 2007  
By Opp: 445, BJ Daniels, South Florida, 2009

**300 or more all purpose yards**

By UL: 322, Aaron Bailey vs. Memphis, 1993  
By Opp: 310, Derrick Locke, Kentucky, 2009

**5 or more TD responsible for**

By UL: 5, Brian Brohm vs. Middle Tennessee, 2007  
By Opp: 5, Zach Collaros, Cincinnati, 2010

**6 or more TD responsible for**

By UL: 6, Chris Redman vs. East Carolina, 1998  
By Opp: 7, Mike Teel, Rutgers, 2008

**3 or more field goals**

By UL: 4, Chris Philpott vs. Connecticut, 2010  
By Opp: 3, Maikon Bonani, USF, 2010

**4 or more field goals**

By UL: 4, Chris Philpott vs. Connecticut, 2010  
By Opp: 4, Chris Manfredini, Cincinnati, 2003

**7 or more PAT**

By UL: 8, Chris Philpott vs. Memphis, 2010  
By Opp: 9, San San Te, Rutgers, 2008

**8 or more PAT**

By UL: 8, Chris Philpott vs. Memphis, 2010  
By Opp: 9, San San Te, Rutgers, 2008

**9 or more PAT**

By UL: 10, Art Carmody vs. Middle Tennessee, 2007  
By Opp: 9, San San Te, Rutgers, 2008

**50 or more yd FG**

By UL: 51, Art Carmody vs. Temple, 2006  
By Opp: 50, Daniel Kennard, Florida Atlantic, 2005

**15 or more tackles**

By UL: 15, Chris Campa vs. Syracuse, 2009  
By Opp: 16, Lawrence Wilson, Connecticut, 2010

**5 or more TFL**

By UL: 7, Elvis Dumervil vs. Kentucky, 2005  
By Opp: 5, George Selvie, South Florida 2008

**5 or more sacks**

By UL: 6, Elvis Dumervil vs. Kentucky, 2005  
By Opp: 5, Alonzo Jackson, Florida State, 2002

**2 or more interceptions**

By UL: 2, Woody Turenne vs. Kansas State, 2008  
By Opp: 2, Christian Morton, Illinois, 2001

**TD on an INT return**

By UL: 25, Brandon Heath vs. Arkansas State, 2009  
By Opp: 80, Jeremy Caldwell, Eastern Kentucky, 2010

**2-point conversion**

By UL: Adam Froman to Scott Radcliff vs. Southern Mississippi, 2009  
By Opp: Josh Freeman rush, Kansas State, 2008

**Blocked FG for TD**

By UL: 60, Brandon Heath vs. Memphis, 2008 (blocked by Johnny Patrick)  
By Opp: 26, Tony Solliday, Naval Academy, 1994

**TD on a fumble return (def)**

By UL: 0, Daniel Brown vs. West Virginia, 2010  
By Opp: 3, Ricky Gary, Pittsburgh, 2008

**TD on a fumble return (off)**

By UL: 0, Gary Barnidge vs. Middle Tennessee, 2008  
By Opp: 0, Dontavia Bogan, South Florida, 2007

**TD on a fumble return (st)**

By UL: 0, Brandon Heath vs. Tennessee Tech, 2008  
By Opp: 3, Nate Allen, South Florida, 2007

**TD on a punt return**

By UL: 74, Doug Beaumont vs. Connecticut, 2010  
By Opp: 86, Deon Murphy, Kansas State, 2008

**TD on a kickoff return**

By UL: 95, Trent Guy vs. Memphis, 2008  
By Opp: 100, Lindsey Lamar, USF, 2010

**TD on blocked punt**

By UL: 0, Johnny Patrick vs. Middle Tennessee, 2008  
By Opp: 31, Carlos Ochoa, East Carolina, 1998

**Blocked punt**

By UL: Chad Rimpsey vs. Florida Atlantic, 2005  
By Opp: vs. Kentucky, 2005

**Defensive extra point**

By UL: Ray Buchanan vs. Ohio State, 1991  
By Opp: N/A

**Score first play of game**

By UL: 81, Brian Brohm to Gary Barnidge vs. M. Tenn., 2007  
By Opp: 3-yd fum. return Nate Allen, South Florida, 2007

**Scored defensive TD and return by special teams TD**

By UL: 95-yd kick return by Trent Guy, 21-yd fumble return by Johnny Patrick, & 60-yd blocked FG return by Brandon Heath, vs. Memphis, 2008  
By Opp: 13-yd return of blocked punt by Chandler Smith and 42-yd fumble return by Eric Booth, Southern Mississippi, 1996

# Cardinals to Watch on Offense



## Victor Anderson

Running Back

Junior | 5-10 | 186

Louisville, Ky.

#20

### 2010 SEASON HIGHS

Attempts - 18 at ASU; Rushing Yards - 108 at ASU; Long Rush - 20 vs. UK; Touchdowns - 0; Receptions - 3 at OSU, at ASU; Receiving Yards - 17 vs. ECU, at OSU; Long Reception - 12 vs. ECU.

### 2010 GAME BY GAME NOTES

**WVU:** Lost seven yards on three carries in loss. **USF:** Had a pair of rushes in the overtime loss. **Syracuse:** Returned to action after missing three games and ran for 46 yards on 10 carries. **Pittsburgh:** Did not play. **Connecticut:** Did not play due to injury. **Cincinnati:** Did not play due to injury. **Memphis:** Had 23 yards on three carries in win. **Arkansas State:** Rushed for season-high 108 yards on 18 carries to lead two 100-yard rushers in the win. **Oregon State:** Ran for 15 yards on eight carries and had three catches for 17 yards ... Added four kick returns for 92 yards, including a long of 30. **Eastern Kentucky:** Finished with a season-high 67 yards rushing on a season-high 11 carries ... Added a 59-yard kickoff return. **Kentucky:** Rushed 32 yards on eight carries ... added a 67-yard kickoff return, the longest return of his career.

### 2010 GAME-BY-GAME STATISTICS

Opponent	Att.	Net	Avg.	TD	Lg	Rec	Yds	TD
Kentucky	8	32	4.0	0	20	2	10	0
E. Kentucky	11	67	6.1	0	16	2	17	0
Oregon St.	8	15	1.9	0	8	3	17	0
Arkansas St.	18	108	6.0	0	16	3	11	0
Memphis	3	23	7.7	0	11	0	0	0
Cincinnati	DNP							
Connecticut	DNP							
Pittsburgh	DNP							
Syracuse	10	46	4.6	0	9	1	6	0
USF	2	2	1.0	0	1	0	0	0
WVU	3	-7	-2.3	0	0	0	0	0

### CAREER HIGHS

Attempts - 23 vs. Syr '08; Rushing Yards - 176 vs. KSU '08; Long Rush - 88 vs. MTSU '08; Touchdowns - 3 vs. KSU '08; Receptions - 4 vs. Pitt '09, vs. USM '09; Receiving Yards - 47 vs. USM '09; Long Reception - 18 vs. UConn '08.

### CAREER STATISTICS

Year	GP	Att.	Net	Avg.	TD	Lg	Rec	Yds	TD
2008	12-3	183	1047	5.7	8	88	18	101	1
2009	8-4	89	473	5.3	5	37	12	89	0
2010	8-1	63	286	4.5	0	20	11	61	0
Totals	28-8	335	1806	5.3	13	88	41	251	1



## Doug Beaumont

Wide Receiver

Senior | 5-9 | 186

Louisville, Ky.

#27

### 2010 SEASON HIGHS

Receptions - 9 at OSU; Receiving Yards - 121 at OSU; Touchdowns - 1 vs. ECU; Long - 44 at OSU.

### 2010 GAME BY GAME NOTES

**WVU:** Finished with only one catch for the third straight game. **USF:** Had one catch for nine yards ... he has a caught a pass in 32 straight games in which he has played. **Syracuse:** Had one catch for 11 yards and three punt returns for 12 yards. **Pittsburgh:** Had seven catches for 50 yards in the game. **Connecticut:** Finished with seven catches for 53 yards ... Added first career punt return for a touchdown, a 74-yarder to give the Cardinals a 20-0 lead in the 3rd quarter. **Cincinnati:** Returned to action with one catch for 11 yards. **Memphis:** Did not play due to injury. **Arkansas State:** Did not play due to injury. **Oregon State:** Finished with career best 121 yards receiving and matched a career high with nine catches ... Had a 44-yard reception that setup a Cards TD ... Also averaged 14.6 yards on three punt returns. **Eastern Kentucky:** Had three four catches for 83 yards, including first career touchdown, which ended a stretch of 106 catches without a touchdown ... Has at least one catch in 26 straight games. **Kentucky:** Finished with three catches for 40 yards ... made 25th career start in 37th career game.

### 2010 GAME-BY-GAME STATISTICS

Opponent	Rec	Yds	Avg.	TD	PRet	Yds	Avg.
Kentucky	3	40	13.3	0	1	28	28.0
E. Kentucky	4	83	20.7	1	1	1	1.0
Oregon St.	9	121	13.4	0	3	44	14.6
Arkansas St.	DNP						
Memphis	DNP						
Cincinnati	1	11	11.0	0	0	0	0.0
Connecticut	7	53	7.5	0	2	105	52.5
Pittsburgh	7	50	7.1	0	0	0	0.0
Syracuse	1	11	11.0	0	3	12	4.0
USF	1	9	9.0	0	1	-3	-3.0
WVU	1	5	5.0	0	1	0	0.0

### CAREER HIGHS

Receptions - 9 vs. UK '08, at OSU '10; Receiving Yards - 121 at OSU '10; Touchdowns - 1 vs. ECU '10; Long - 47 vs. WVU '08.

### CAREER STATISTICS

Year	GP	Rec	Yds	Avg.	TD	Ret	Yds	Avg.
2007	12-0	0	0	0.0	0	1	-2	-1.2
2008	12-12	62	750	12.1	0	8	47	5.9
2009	12-12	38	465	12.2	0	4	94	23.5
2010	9-7	34	383	11.3	1	12	187	15.5
Totals	45-31	134	1598	11.9	1	25	326	13.0



## Josh Bellamy

Wide Receiver

Junior | 6-0 | 205

St. Petersburg, Fla.

#1

### 2010 SEASON HIGHS

Receptions - 6 vs. Memphis; Receiving Yards - 112 vs. Memphis; Touchdowns - 2 at ASU, vs. Memphis; Long - 44 vs. Memphis.

### 2010 GAME BY GAME NOTES

**WVU:** Had only one catch for five yards. **USF:** Had five catches for 58 yards and one touchdown, 10-yarder to tie the score with 1:21 left in regulation. **Syracuse:** Had two catches for 20 yards. **Pittsburgh:** Played but was held without a catch for just the second time this season. **Connecticut:** Had just one catch for nine yards. **Cincinnati:** Finished with two catches for 10 yards in loss ... Also added five kickoff returns for 120 yards, including a 35-yarder. **Memphis:** Had career best six catches for career high 112 yards and two touchdowns ... Had a career long 44-yard catch ... Also added one kick return for 32 yards and two punt returns for 30 yards. **Arkansas State:** Had four catches for 66 yards, including two touchdown receptions (11 yds and 21 yds) ... Also added two punt returns for 24 yards. **Oregon State:** Had three catches for 65 yards ... Also added one kick return (15 yds) and one punt return (2 yds). **Eastern Kentucky:** Finished with two catches for 22 yards, including an 11-yard reception on his first career catch. **Kentucky:** Departed early in his first career game with a concussion, suffered while making a block on a kickoff return.

### 2010 GAME-BY-GAME STATISTICS

Opponent	Rec	Yds	Avg.	TD	Ret	Yds	Avg.
Kentucky	0	0	0.0	0	0	0	0
E. Kentucky	2	22	11.0	0	1	9	9.0
Oregon St.	3	65	21.6	0	2	17	8.5
Arkansas St.	4	66	16.5	2	2	24	12.0
Memphis	6	112	18.6	2	3	62	20.6
Cincinnati	2	10	5.0	0	6	118	19.6
Connecticut	1	9	9.0	0	0	0	0.0
Pittsburgh	0	0	0.0	0	0	0	0.0
Syracuse	2	20	10.0	0	0	0	0.0
USF	5	58	11.6	1	0	0	0.0
WVU	1	5	5.0	0	0	0	0.0

### CAREER HIGHS

Receptions - 6 vs. Memphis '10; Receiving Yards - 112 vs. Memphis '10; Touchdowns - 2 at ASU '10, vs. Memphis '10; Long - 44 vs. Memphis '10.

### CAREER STATISTICS

Year	GP	Rec	Yds	Avg.	TD	Ret	Yds	Avg.
2010	11-7	26	367	14.1	5	14	230	16.4
Totals	11-7	26	367	14.1	5	14	230	16.4



## Dominique Brown

Quarterback

Freshman | 6-2 | 215

Cincinnati, Ohio

#10

### 2010 SEASON HIGHS

Attempts - 1 vs. USF; Completions - 0; Passing Yards - 0; Passing TDs - 0; Long Pass - 0; Rushing Attempts - 7 vs. USF; Rushing Yards - 23 vs. USF; Rushing TDs - 0.

### 2010 GAME BY GAME NOTES

**WVU:** Had one kick return for 12 yards. **USF:** Had first pass of career intercepted ... Ran for career-best 23 yards on career-high seven carries ... **Syracuse:** Made first appearance as kick returner and finished with three kick returns for 40 yards, including a 15-yarder. **Pittsburgh:** Rushed five times for 18 yards. **Connecticut:** Finished with two rushes for seven yards. **Cincinnati:** Had one rush for -1 yard in the loss. **Memphis:** Had one rush for -1 yard. **Arkansas State:** Had four carries for 13 yards in collegiate debut. **Oregon State:** Did not play. **Eastern Kentucky:** Did not play. **Kentucky:** Did not play.

### 2010 GAME-BY-GAME PASSING STATISTICS

Opponent	Att	Comp	Int	Pct	Yds	TD
Kentucky	DNP					
E. Kentucky	DNP					
Oregon St.	DNP					
Arkansas St.	0	0	0	0.0	0	0
Memphis	0	0	0	0.0	0	0
Cincinnati	0	0	0	0.0	0	0
Connecticut	0	0	0	0.0	0	0
Pittsburgh	0	0	0	0.0	0	0
Syracuse	0	0	0	0.0	0	0
USF	1	0	1	0.0	0	0
WVU	0	0	0	0.0	0	0

### CAREER HIGHS

Attempts - 1 vs. USF '10; Completions - 0; Passing Yards - 0; Passing TDs - 0; Long Pass - 0; Rushing Attempts - 7 vs. USF '10; Rushing Yards - 23 vs. USF '10; Rushing TDs - 0.

### CAREER PASSING STATISTICS

Year	GP	Att	Comp	Int	Pct	Yds	TD
2010	8-0	1	0	1	0.0	0	0
Totals	8-0	1	0	1	0.0	0	0



## Justin Burke

Quarterback

Senior | 6-3 | 226

Lexington, Ky.

#13

### 2010 SEASON HIGHS

Attempts - 30 vs. USF; Completions - 16 vs. USF; Passing Yards - 146 vs. USF; Passing TDs - 3 vs. USF; Long Pass - 29 at SU.

### 2010 GAME BY GAME NOTES

**WVU:** Threw for 145 yards on 12-for-24 passing. **USF:** Had career-best three touchdown passes and season-highs in passing yards (146), attempts (30) and completions (16) ... On Cards' 14-play, 80-yd TD drive, he was 8-for-11 for 85 yards and completed passes to six different receivers. **Syracuse:** Made first start of the season and finished with 143 yards on 13-for-25 passing and two touchdowns in the road win over the Orange. **Pittsburgh:** Came off the bench and threw his first interception of the season in his only passing attempt of the game. **Connecticut:** Did not play. **Cincinnati:** Did not play. **Memphis:** Came off the bench to go 5-for-6 for 40 yards passing and one touchdown, a four-yarder to Andre Smith. **Arkansas State:** Did not play. **Oregon State:** Did not play. **Eastern Kentucky:** Played but did not attempt a pass. **Kentucky:** Did not play.

### 2010 GAME-BY-GAME STATISTICS

Opponent	Att	Comp	Int	Pct	Yds	TD
Kentucky	DNP					
E. Kentucky	0	0	0	0.0	0	0
Oregon St.	DNP					
Arkansas St.	DNP					
Memphis	6	5	0	83.3	40	1
Cincinnati	DNP					
Connecticut	DNP					
Pittsburgh	1	0	1	0.0	0	0
Syracuse	25	13	0	52.0	143	2
USF	30	16	1	53.3	146	3
WVU	24	12	1	50.0	145	0

### CAREER HIGHS

Attempts - 33 vs. Utah '09; Completions - 17 vs. ISU '09; Passing Yards - 245 vs. UK '09; Passing TDs - 3 vs. USF '10; Long Pass - 66 vs. UK '09.

### CAREER STATISTICS

Year	GP	Att	Comp	Int	Pct	Yds	TD
2009	4-3	97	49	5	50.5	654	3
2010	6-3	86	46	3	53.5	474	6
Totals	10-6	183	95	8	51.9	1128	9



## Josh Chichester

Tight End

Junior | 6-9 | 240

West Chester, Ohio

#11

### 2010 SEASON HIGHS

Receptions - 4 at ASU; Receiving Yards - 67 vs. Memphis; Touchdowns - 1 Four Times; Long - 48 vs. Memphis.

### 2010 GAME BY GAME NOTES

**WVU:** Finished with one catch in loss. **USF:** Had one catch, a two-yard touchdown reception to cap the Cards' 14-play, 80-yard drive in the second quarter. **Syracuse:** Had two catches for 50 yards, including a 21-yard touchdown that to help clinch the win over the Orange. **Pittsburgh:** Was held without a catch for just the second time this season. **Connecticut:** Had two catches for 33 yards in the win. **Cincinnati:** Finished with two catches for 14 yards, including 11-yard touchdown reception. **Memphis:** Had two catches for career best 67 yards and one touchdown, for career long 48 yards. **Arkansas State:** Had season-high four catches for career best 66 yards in the win ... Added season long 24-yard reception. **Oregon State:** Had one catch for 13 yards in second start of the season. **Eastern Kentucky:** Finished with a pair of catches for 22 yards, including a long of 20. **Kentucky:** Saw limited action in his 24th career game.

### 2010 GAME-BY-GAME STATISTICS

Opponent	Rec	Yds	Avg.	TD	Lg
Kentucky	0	0	0.0	0	0
E. Kentucky	2	22	11.0	0	20
Oregon St.	1	13	13.0	0	13
Arkansas St.	4	66	16.5	0	24
Memphis	2	67	33.5	1	48

# Cardinals to Watch on Offense



**Damian Copeland**  
Wide Receiver  
RS-Freshman | 6-0 | 178  
Bradenton, Fla.

**#7**

## 2010 SEASON HIGHS

Receptions - 3 at ASU; Receiving Yards - 61 at ASU; Touchdowns - 0; Long - 39 at ASU.

## 2010 GAME BY GAME NOTES

**WVU:** Had one catch for four yards. **USF:** Had one catch for 15 yards, first catch since ASU. **Syracuse:** Played but did not have a catch. **Pittsburgh:** Played but did not have a catch. **Connecticut:** Played but did not have a catch. **Cincinnati:** Did not play. **Memphis:** Did not play. **Arkansas State:** Had three catches for 61 yards, including a 39-yarder in first ever collegiate game. **Oregon State:** Did not play. **Eastern Kentucky:** Did not play. **Kentucky:** Did not play.

## 2010 GAME-BY-GAME STATISTICS

Opponent	Rec	Yds	Avg.	TD	Lg
Kentucky	DNP				
E. Kentucky	DNP				
Oregon St.	DNP				
Arkansas St.	3	61	20.3	0	39
Memphis	DNP				
Cincinnati	DNP				
Connecticut	0	0	0.0	0	0
Pittsburgh	0	0	0.0	0	0
Syracuse	0	0	0.0	0	0
USF	1	15	15.0	0	15
WVU	1	4	4.0	0	4

## CAREER HIGHS

Receptions - 3 at ASU '10; Receiving Yards - 61 at ASU '10; Touchdowns - 0; Long - 39 at ASU '10.

## CAREER STATISTICS

Year	GP	Rec	Yds	Avg.	TD	Ret	Yds	Avg.
2010	6-0	5	80	16.0	0	0	0	0
Totals	6-0	5	80	16.0	0	0	0	0



**Kai Dominguez**  
Wide Receiver  
Freshman | 6-0 | 172  
Montvale, N.J.

**#87**

## 2010 SEASON HIGHS

Receptions - 1 vs. Memphis; Receiving Yards - 4 vs. Memphis; Touchdowns - 0; Long - 4 vs. Memphis.

## 2010 GAME BY GAME NOTES

**WVU:** Did not play. **USF:** Did not play. **Syracuse:** Did not play. **Pittsburgh:** Played but did not have a catch. **Connecticut:** Did not play. **Cincinnati:** Did not play. **Memphis:** Had one catch, first career catch, for four yards. **Arkansas State:** Played but did not have a catch. **Oregon State:** Did not play. **Eastern Kentucky:** Did not play. **Kentucky:** Did not play.

## 2010 GAME-BY-GAME STATISTICS

Opponent	Rec	Yds	Avg.	TD	Lg
Kentucky	DNP				
E. Kentucky	DNP				
Oregon St.	DNP				
Arkansas St.	0	0	0.0	0	0
Memphis	1	4	4.0	0	4
Cincinnati	DNP				
Connecticut	DNP				
Pittsburgh	0	0	0.0	0	0
Syracuse	DNP				
USF	DNP				
WVU	DNP				

## CAREER HIGHS

Receptions - 1 vs. Memphis '10; Receiving Yards - 4 vs. Memphis '10; Touchdowns - 0; Long - 4 vs. Memphis '10.

## CAREER STATISTICS

Year	GP	Rec	Yds	Avg.	TD	Ret	Yds	Avg.
2010	3-0	1	4	4.0	0	0	0	0
Totals	3-0	1	4	4.0	0	0	0	0



**Blayne Donnell**  
Running Back  
Senior | 5-8 | 193  
Louisville, Ky.

**#45**

## 2010 SEASON HIGHS

Attempts - 5 at Pitt, at SU; Rushing Yards - 22 at SU; Long Rush - 17 vs. UConn; Rushing Touchdowns - 0.

## 2010 GAME BY GAME NOTES

**WVU:** Played but did not have a rush or catch. **Syracuse:** Matched a season-high with five carries for season-high 22 yards. **Pittsburgh:** Had season-high five carries for 14 yards. **Connecticut:** Had three carries for 18 yards, including a career-long 17-yarder. **Cincinnati:** Rushed three times for 11 yards and added one catch. **Memphis:** Had one rush for three yards and one catch for one yard. **Arkansas State:** Did not have a rush or a reception, but did have one kick return for six yards. **Oregon State:** Finished with 21 yards on three rushes and added one reception for 10 yards. **Eastern Kentucky:** Played but did not have a rush or reception. Did have a seven-yard kickoff return. **Kentucky:** Finished with 10 yards on two carries and had one catch for one yard in 18th career game.

## 2010 GAME-BY-GAME STATISTICS

Opponent	Att.	Net	Avg.	TD	Lg	Rec	Yds	TD
Kentucky	2	10	5.0	0	11	1	1	0
E. Kentucky	0	0	0.0	0	0	0	0	0
Oregon St.	3	21	7.0	0	13	1	10	0
Arkansas St.	0	0	0.0	0	0	0	0	0
Memphis	1	3	3.0	0	3	1	1	0
Cincinnati	3	11	3.7	0	4	1	5	0
Connecticut	3	18	6.0	0	17	0	0	0
Pittsburgh	5	14	2.8	0	8	0	0	0
Syracuse	5	22	4.4	0	9	1	4	0
USF	1	-2	-2.0	0	-2	1	8	0
WVU	0	0	0.0	0	0	0	0	0

## CAREER HIGHS

Attempts - 8 vs. MSU '07; Rushing Yards - 38 vs. MSU '07; Long Rush - 17 vs. UConn '10; Rushing Touchdowns - 0.

## CAREER STATISTICS

Year	GP	Att.	Net	Avg.	TD	Lg	Rec	Yds	TD
2007	1-0	8	38	4.8	0	13	0	0	0
2008	6-0	5	13	2.6	0	5	0	0	0
2009	10-0	3	7	2.3	0	7	3	20	1
2010	11-0	23	97	4.2	0	17	6	29	0
Totals	28-0	39	155	3.9	0	17	9	49	1



**Zed Evans**  
Running Back  
RS-Freshman | 5-11 | 173  
Seagoville, Texas

**#26**

## 2010 SEASON HIGHS

Attempts - 3 vs. Memphis; Rushing Yards - 1 vs. Memphis; Long Rush - 7 vs. Memphis; Rushing Touchdowns - 0.

## 2010 GAME BY GAME NOTES

**WVU:** Did not play. **USF:** Played but did not have a rush or catch. **Syracuse:** Played but did not have a rush or catch. **Pittsburgh:** Played but did not have a rush or catch in the loss. **Connecticut:** Played but did not have a rush or catch. **Cincinnati:** Played but did not have a rush or catch in the loss. **Memphis:** Finished with three carries for one yard ... First career rush covered seven yards. **Arkansas State:** Played but did not have a rush or reception. **Oregon State:** Played but did not have a rush or reception. **Eastern Kentucky:** Played but did not have a rush or reception. **Kentucky:** Played but did not have a rush or reception.

## 2010 GAME-BY-GAME STATISTICS

Opponent	Att.	Net	Avg.	TD	Lg	Rec	Yds	TD
Kentucky	0	0	0.0	0	0	0	0	0
E. Kentucky	0	0	0.0	0	0	0	0	0
Oregon St.	0	0	0.0	0	0	0	0	0
Arkansas St.	0	0	0.0	0	0	0	0	0
Memphis	3	1	0.3	0	7	0	0	0
Cincinnati	0	0	0.0	0	0	0	0	0
Connecticut	0	0	0.0	0	0	0	0	0
Pittsburgh	0	0	0.0	0	0	0	0	0
Syracuse	0	0	0.0	0	0	0	0	0
USF	0	0	0.0	0	0	0	0	0
WVU	DNP							

## CAREER HIGHS

Attempts - 3 vs. Memphis '10; Rushing Yards - 1 vs. Memphis '10; Long Rush - 7 vs. Memphis '10; Rushing Touchdowns - 0.

## CAREER STATISTICS

Year	GP	Att.	Net	Avg.	TD	Lg	Rec	Yds	TD
2010	10-0	3	1	0.3	0	0	0	0	0
Totals	10-0	3	1	0.3	0	0	0	0	0



**Adam Froman**  
Quarterback  
Senior | 6-4 | 218  
Santa Rosa, Calif.

**#9**

## 2010 SEASON HIGHS

Attempts - 38 at OSU; Completions - 22 at OSU; Passing Yards - 308 at ASU; Passing TDs - 4 vs. Memphis; Long Pass - 57 at ASU.

## 2010 GAME BY GAME NOTES

**WVU:** Did not play due to injury. **USF:** Did not play due to injury. **Syracuse:** Did not play due to injury. **Pittsburgh:** Held to season-low 82 yards on 13-for-22 passing. **Connecticut:** Had 195 yards on 18-for-30 passing and one touchdown ... Third straight game without an interception ... sixth straight game with at least one touchdown pass. **Cincinnati:** Finished with 179 yards on 18-for-27 passing and one touchdown. **Memphis:** Threw for 235 yards on 12-of-16 passing and a career best four touchdowns ... First U of L QB to throw four TD scores in first half of game since Dave Ragone threw four against East Carolina in 2002. **Arkansas State:** Finished with career best 308 yards on 20-of-33 passing and career best three touchdowns ... Had a season-long 57-yard pass. **Oregon State:** Threw for 288 yards on 22-for-38 passing and one touchdown ... Also ran for career best 46 yards on eight carries and two touchdowns ... Had career long 17-yard rush. **Eastern Kentucky:** Threw for 219 yards on 15-for-23 passing and one touchdown. Also ran for 20 yards on five carries. **Kentucky:** Finished with 127 yards on 14-of-39 passing... made eighth career start in ninth career game.

## 2010 GAME-BY-GAME STATISTICS

Opponent	Att	Comp	Int	Pct	Yds	TD
Kentucky	29	14	1	48.2	127	0
E. Kentucky	23	15	1	65.2	219	1
Oregon St.	38	22	1	57.8	288	1
Arkansas St.	33	20	1	60.6	308	3
Memphis	16	12	0	75.0	235	4
Cincinnati	27	18	0	66.0	179	1
Connecticut	30	18	0	60.0	195	1
Pittsburgh	22	13	0	59.0	82	0
Syracuse	DNP					
USF	DNP					
WVU	DNP					

## CAREER HIGHS

Attempts - 38 at OSU '10; Completions - 24 vs. UConn '09; Passing Yards - 308 at ASU '10; Passing TDs - 4 vs. Memphis '10; Long Pass - 92 vs. USM '09; Rushing Attempts - 16 vs. Pitt '09; Rushing Yards - 44 at OSU '10; Long Rush - 17 at OSU '10.

## CAREER STATISTICS

Year	GP	Att	Comp	Int	Pct	Yds	TD
2009	8-7	185	111	5	60.0	1354	6
2010	8-8	218	132	4	60.6	1633	11
Totals	16-15	403	243	9	60.2	2987	17



**Cameron Graham**  
Tight End  
Senior | 6-4 | 242  
Inglewood, Calif.

**#83**

## 2010 SEASON HIGHS

Receptions - 6 vs. WVU; Receiving Yards - 95 vs. WVU; Touchdowns - 1 Three Times; Long - 39 vs. Memphis.

## 2010 GAME BY GAME NOTES

**WVU:** Finished with career-best 95 yards receiving on career-high six catches. **USF:** Had one catch for three yards to extend his streak of 10-straight games this season with a catch. **Syracuse:** Had three catches for 30 yards, including a 19-yarder. **Pittsburgh:** Finished with season-low one catch for just five yards. **Connecticut:** Had three catches for 33 yards, including his fifth career touchdown on a two-yard reception. **Cincinnati:** Finished with career best five catches for 38 yards. **Memphis:** Had three catches for season high 55 yards and one touchdown, a career best 39 yarder. **Arkansas State:** Finished with two catches for 15 yards. **Oregon State:** Had three catches for 41 yards and scored third career touchdown. **Eastern Kentucky:** Had three catches for season-high 44 yards. **Kentucky:** Made 11th career start ... finished with 38 yards on three catches.

## 2010 GAME-BY-GAME STATISTICS

Opponent	Rec	Yds	Avg.	TD	Lg
Kentucky	3	38	12.6	0	14
E. Kentucky	3	44	14.6	0	19
Oregon St.	3	41	13.6	1	22
Arkansas St.	2	15	7.5	0	9
Memphis	3	55	18.3	1	39
Cincinnati	5	38	7.6	0	12
Connecticut	3	33	11.0	1	18
Pittsburgh	1	5	5.0	0	5
Syracuse	3	30	10.0	0	19
USF	1	3	3.0	0	3
WVU	6	95	15.8	0	26

## CAREER HIGHS

Receptions - 6 vs. WVU '10; Receiving Yards - 95 vs. WVU '10; Touchdowns - 1 Five Times; Long - 39 vs. Memphis '10.

## CAREER STATISTICS

Year	GP	Rec	Yds	Avg.	TD	Lg
2008	1-0	0	0	0.0	0	0
2009	12-10	27	323	11.9	2	30
2010	11-11	33	397	12.0	3	39
Totals	24-21	60	720	12.0	5	39

# Cardinals to Watch on Offense



## Pete Nochta

Tight End

Junior | 6-5 | 245

Lexington, Ky.

#82

### 2010 SEASON HIGHS

Receptions - 1 vs. WVU; Receiving Yards - 17 vs. WVU; Touchdowns - 0; Long - 17 vs. WVU.

### 2010 GAME BY GAME NOTES

WVU: Had first catch of the season for 17 yards. **USF:** Played but did not have a catch. **Pittsburgh:** Played but did not have a catch. **Connecticut:** Played but did not have a catch. **Cincinnati:** Did not play. **Memphis:** Played but did not have a catch. **Arkansas State:** Did not play. **Oregon State:** Did not play. **Eastern Kentucky:** Saw first game action of the season but did not make a catch. **Kentucky:** Did not play.

### 2010 GAME-BY-GAME STATISTICS

Opponent	Rec	Yds	Avg.	TD	Lg
Kentucky	DNP				
E. Kentucky	0	0	0.0	0	0
Oregon St.	DNP				
Arkansas St.	DNP				
Memphis	0	0	0.0	0	0
Cincinnati	DNP				
Connecticut	0	0	0.0	0	0
Pittsburgh	0	0	0.0	0	0
Syracuse	DNP				
USF	0	0	0.0	0	0
WVU	1	17	17.0	0	17

### CAREER HIGHS

Receptions - 3 vs. KSU '08; Receiving Yards - 33 vs. KSU '08; Touchdowns - 1 Two Times; Long - 48 vs. UConn '09.

### CAREER STATISTICS

Year	GP	Rec	Yds	Avg.	TD	Lg
2007	6-0	0	0	0.0	0	0
2008	12-6	9	81	9.0	2	23
2009	11-2	1	48	48.0	0	48
2010	6-0	1	17	17.0	0	17
Totals	35-8	11	146	13.2	2	48



## Nate Nord

Tight End

Sophomore | 6-5 | 233

Boca Raton, Fla.

#85

### 2010 SEASON HIGHS

Receptions - 2 vs. UC; Receiving Yards - 29 vs. UC; Touchdowns - 0; Long - 20 vs. UC.

### 2010 GAME BY GAME NOTES

USF: Did not play. **Syracuse:** Had one catch for two yards. **Pittsburgh:** Played but did not have a reception. **Connecticut:** Played but did not have a reception. **Cincinnati:** Finished with career best two catches, including career long 20-yarder. **Memphis:** Played but did not have a reception. **Arkansas State:** Played in his fourth straight game but did not have a reception. **Oregon State:** Played but did not have a catch. **Eastern Kentucky:** Played but did not have a catch. **Kentucky:** Finished with one catch for five yards in first career game.

### 2010 GAME-BY-GAME STATISTICS

Opponent	Rec	Yds	Avg.	TD	Lg
Kentucky	1	5	5.0	0	5
E. Kentucky	0	0	0.0	0	0
Oregon St.	0	0	0.0	0	0
Arkansas St.	0	0	0.0	0	0
Memphis	0	0	0.0	0	0
Cincinnati	2	29	14.5	0	20
Connecticut	0	0	0.0	0	0
Pittsburgh	0	0	0.0	0	0
Syracuse	1	2	2.0	0	2
USF	DNP				
WVU	DNP				

### CAREER HIGHS

Receptions - 2 vs. UC '10; Receiving Yards - 29 vs. UC '10; Touchdowns - 0; Long - 20 vs. UC '10.

### CAREER STATISTICS

Year	GP	Rec	Yds	Avg.	TD	Lg
2009	0-0	0	0	0.0	0	0
2010	9-0	4	36	9.0	0	20
Totals	9-0	4	36	9.0	0	20



## Troy Paschley

Wide Receiver

Senior | 6-3 | 195

Alliance, Ohio

#21

### 2010 SEASON HIGHS

Receptions - 1 vs. UK; Receiving Yards - 1 vs. UK; Touchdowns - 0; Long - 10 vs. UK.

### 2010 GAME BY GAME NOTES

USF: Played but did not have a catch. **Pittsburgh:** Did not play. **Connecticut:** Did not play. **Cincinnati:** Played but did not have a catch. **Memphis:** Played but did not have a catch. **Arkansas State:** Did not play due to injury. **Oregon State:** Did not play due to injury. **Eastern Kentucky:** Did not play due to injury. **Kentucky:** Finished with one catch in 19th career game.

### 2010 GAME-BY-GAME STATISTICS

Opponent	Rec	Yds	Avg.	TD	Lg
Kentucky	1	10	10.0	0	10
E. Kentucky	DNP				
Oregon St.	DNP				
Arkansas St.	DNP				
Memphis	0	0	0.0	0	0
Cincinnati	0	0	0.0	0	0
Connecticut	DNP				
Pittsburgh	DNP				
Syracuse	DNP				
USF	0	0	0.0	0	0
WVU	DNP				

### CAREER HIGHS

Receptions - 3 vs. Pitt '08; Receiving Yards - 53 vs. RU '08; Touchdowns - 1 Four Times; Long - 45 vs. RU '08.

### CAREER STATISTICS

Year	GP	Rec	Yds	Avg.	TD	Lg
2007	1-0	0	0	0.0	0	0
2008	8-0	12	252	21.0	4	45
2009	9-0	4	35	8.8	0	12
2010	4-0	1	10	10.0	0	10
Totals	22-0	17	297	17.4	4	45



## Chris Philpott

Kicker

Junior | 6-0 | 191

Atlanta, Ga.

#12

### 2010 SEASON HIGHS

Long - 46 at ASU; Total FG - 4 vs. UConn; Total PAT - 8 vs. Memphis.

### 2010 GAME BY GAME NOTES

WVU: Hit his only field goal attempt on the day from 43 yards and ran for 21 yards and a first down on a fake field goal. **USF:** Was 3-for-3 on his PATs. **Syracuse:** Made all four PATs and averaged 41.3 yards on six punts ... Now averaging 43.3 yards on nine punts this season. **Pittsburgh:** Was 1-for-2 on field goals connecting from 35 yards. **Connecticut:** Was 4-for-4 on field goals (39, 42, 26, 24 yds) and hit both PATs to score season and career high 14 points. **Cincinnati:** Hit 2-of-4 field goals and made all three PATs in the loss. **Memphis:** Had a busy afternoon connecting on all eight PATs and sending five of nine kickoffs into the end zone for touchbacks. **Arkansas State:** Was 2-for-3 on field goals, including career long 46-yard to put the game out of reach ... Also finished 4-for-4 on PATs. **Oregon State:** Finished 4-for-4 on PATs. **Eastern Kentucky:** Was 3-for-3 on PATs but did not attempt a field goal. **Kentucky:** Was a perfect 3-for-3 on FG ... matched a career high with a 44-yard FG in the second quarter ... also connected from 32 and 27 yards.

### 2010 GAME-BY-GAME STATISTICS

Opponent	FG	XP	Pts	1-19	20-29	30-39	40-49	50+	LG
Kentucky	3-3	1-1	10	0-0	1-1	1-1	1-1	0-0	44
E. Kentucky	0-0	3-3	3	0-0	0-0	0-0	0-0	0-0	0
Oregon St.	0-0	4-4	4	0-0	0-0	0-0	0-0	0-0	0
Arkansas St.	2-3	4-4	10	0-0	1-1	0-0	1-2	0-0	46
Memphis	0-0	8-8	8	0-0	0-0	0-0	0-0	0-0	0
Cincinnati	2-4	3-3	9	0-0	1-1	1-1	0-2	0-0	37
Connecticut	4-4	2-2	14	0-0	2-2	1-1	1-1	0-0	42
Pittsburgh	1-2	0-0	3	0-0	0-0	1-2	0-0	0-0	35
Syracuse	0-0	4-4	4	0-0	0-0	0-0	0-0	0-0	0
USF	0-0	3-3	3	0-0	0-0	0-0	0-0	0-0	0
WVU	1-1	0-0	3	0-0	0-0	0-0	1-1	0-0	43

### CAREER HIGHS

Long - 46 at ASU '10; Total FG - 4 vs UConn '10.

### CAREER STATISTICS

Year	FG	XP	Pts	1-19	20-29	30-39	40-49	50+	LG
2008	1-3	6-8	9	1-1	0-0	0-2	0-0	0-0	19
2009	5-5	4-5	19	0-0	1-1	3-3	1-1	0-0	44
2010	13-17	32-32	71	0-0	5-5	4-5	4-7	0-0	46
Totals	19-25	42-45	99	1-1	6-6	7-10	5-8	0-0	46



## Scott Radcliff

Wide Receiver

Sophomore | 5-10 | 182

Louisville, Ky.

#89

### 2010 SEASON HIGHS

Receptions - 1 at ASU; Receiving Yards - 6 at ASU; Touchdowns - 0; Long - 6 at ASU.

### 2010 GAME BY GAME NOTES

WVU: Played but did not have a catch or return. **USF:** Played but did not have a catch or return. **Pittsburgh:** Played but did not have a catch or return. **Connecticut:** Played but did not have a catch or return. **Cincinnati:** Played but did not have a catch or return. **Memphis:** Had two punt returns for 14 yards, including a long of 10. **Arkansas State:** Finished with one catch for six yards. **Oregon State:** Did not play. **Eastern Kentucky:** Played but did not have a catch or a return. **Kentucky:** Did not play.

### 2010 GAME-BY-GAME STATISTICS

Opponent	Rec	Yds	Avg.	TD	Lg	PR	Yds	Avg
Kentucky	DNP							
E. Kentucky	0	0	0.0	0	0	0	0	0.0
Oregon St.	DNP							
Arkansas St.	1	6	6.0	0	6	0	0	0.0
Memphis	0	0	0.0	0	0	2	14	7.0
Cincinnati	0	0	0.0	0	0	0	0	0.0
Connecticut	0	0	0.0	0	0	0	0	0.0
Pittsburgh	0	0	0.0	0	0	0	0	0.0
Syracuse	0	0	0.0	0	0	0	0	0.0
USF	0	0	0.0	0	0	0	0	0.0
WVU	0	0	0.0	0	0	0	0	0.0

### CAREER HIGHS

Receptions - 1 vs. UC '09; at ASU '10; Receiving Yards - 35 vs. UC '09; Touchdowns - 0; Long - 35 vs. UC '09.

### CAREER STATISTICS

Year	GP	Rec	Yds	Avg.	TD	Lg	PR	Yds	Avg
2009	6-0	1	35	35.0	0	35	7	39	5.6
2010	9-0	1	6	6.0	0	6	2	14	7.0
Totals	15-0	2	41	20.5	0	35	9	53	5.8



## Andre Smith

Wide Receiver

Sophomore | 6-4 | 212

Miami, Fla.

#14

### 2010 SEASON HIGHS

Receptions - 3 vs. UC, vs. UConn, vs. USF; Receiving Yards - 62 vs. UConn; Touchdowns - 1 vs. Memphis, at SU, vs. USF; Long - 42 vs. UConn.

### 2010 GAME BY GAME NOTES

WVU: Had one catch for 15 yards marking the ninth straight game he has made at least one catch. **USF:** Had 43 yards receiving on three catches, including a 20-yard touchdown on 3rd down and 19. **Syracuse:** Finished with two catches for 20 yards, including an eight-yard touchdown ... Also added key 12-yard catch on fourth down to extend the Cardinals' final scoring drive. **Pittsburgh:** Had two catches for 13 yards. **Connecticut:** Matched a career-best with three catches for a career-high 62 yards, including a career-long 42 yarder. **Cincinnati:** Had three catches for 59 yards. **Memphis:** Scored first career touchdown on a four-yard catch in the third quarter. **Arkansas State:** Had one catch for 18 yards. **Oregon State:** Played but did not have a catch. **Eastern Kentucky:** Finished with one catch, a career-long 27-yarder. **Kentucky:** Made first career catch and first career start... finished with two catches and 17 yards.

### 2010 GAME-BY-GAME STATISTICS

Opponent	Rec	Yds	Avg.	TD	Lg
Kentucky	2	17	8.5	0	12
E. Kentucky	1	27	27.0	0	27
Oregon St.	0	0	0.0	0	0
Arkansas St.	1	18	18.0	0	18
Memphis	1	4	4.0	1	4
Cincinnati	3	59	19.6	0	20
Connecticut	3	62	20.6	0	42
Pittsburgh	2	13	6.5	0	9
Syracuse	2	20	10.0	1	12
USF	3	43	14.3	1	20
WVU	1	15	15.0	0	15

### CAREER HIGHS

Receptions - 3 vs. UC '10, vs. UConn '10, vs. USF '10; Receiving Yards - 62 vs. UConn '10; Touchdowns - 1 vs. Memphis '10, at SU '10, vs. USF '10; Long - 42 vs. UConn '10.

### CAREER STATISTICS

Year	GP	Rec	Yds	Avg.	TD	Lg
2009						

# Cardinals to Watch on Offense



## Will Stein

Quarterback

Sophomore | 5-10 | 175

Louisville, Ky.

#4

### 2010 SEASON HIGHS

Attempts - 0; Completions - 0; Passing Yards - 0; Passing TDs - 0; Long Pass - 0.

### 2010 GAME BY GAME NOTES

**WVU:** Did not play. **USF:** Did not play. **Syracuse:** Did not play. **Pittsburgh:** Did not play. **Connecticut:** Did not play. **Cincinnati:** Did not play. **Memphis:** Saw first game action of the season but did not attempt a pass. **Arkansas State:** Did not play. **Oregon State:** Did not play. **Eastern Kentucky:** Did not play. **Kentucky:** Did not play.

### 2010 GAME-BY-GAME STATISTICS

Opponent	Att	Comp	Int	Pct	Yds	TD
Kentucky	DNP					
E. Kentucky	DNP					
Oregon St.	DNP					
Arkansas St.	DNP					
Memphis	0	0	0	0.0	0	0
Cincinnati	DNP					
Connecticut	DNP					
Pittsburgh	DNP					
Syracuse	DNP					
USF	DNP					
WVU	DNP					

### CAREER HIGHS

Attempts - 39 vs. ASU '09; Completions - 20 vs. ASU '09; Passing Yards - 232 vs. ASU '09; Passing TDs - 0; Long Pass - 24 vs. ASU '09.

### CAREER STATISTICS

Year	GP	Att	Comp	Int	Pct	Yds	TD
2009	4-2	78	43	1	55.1	450	0
2010	1-0	0	0	0	0.0	0	0
Totals	5-2	78	43	1	55.1	450	0



## Jeremy Wright

Running Back

RS-Freshman | 5-11 | 199

Clermont, Fla.

#28

### 2010 SEASON HIGHS

Attempts - 19 at SU; Rushing Yards - 98 at SU; Long Rush - 28 vs. Memphis, at SU; Touchdowns - 2 at SU; Receptions - 1 at Pitt; Receiving Yards - 10 at Pitt; Long Reception - 10 at Pitt.

### 2010 GAME BY GAME NOTES

**WVU:** Ran for 20 yards on 13 carries. **USF:** Made first career start finishing with 18 yards rushing on five carries and adding one catch. **Syracuse:** Had career-highs with 98 yards on 19 carries and two touchdowns in the road win ... Had touchdown runs of 28 yards and 12 yards. **Pittsburgh:** Ran for 25 yards on six carries and had first career reception for 10 yards. **Connecticut:** Finished with one rush for 12 yards. **Cincinnati:** Played but did not have rush or a catch. **Memphis:** Rushed for 58 yards on seven carries and first career touchdown, a career long 28 yard run. **Arkansas State:** Did not play. **Oregon State:** Played but did not have rush or a catch. **Eastern Kentucky:** Made first career appearance but did not have a rush. **Kentucky:** Did not play.

### 2010 GAME-BY-GAME STATISTICS

Opponent	Att.	Net	Avg.	TD	Lg	Rec	Yds	TD
Kentucky	DNP							
E. Kentucky	0	0	0.0	0	0	0	0	0
Oregon St.	0	0	0.0	0	0	0	0	0
Arkansas St.	DNP							
Memphis	7	58	8.3	1	28	0	0	0
Cincinnati	0	0	0.0	0	0	0	0	0
Connecticut	1	12	12.0	0	12	0	0	0
Pittsburgh	6	25	4.2	0	12	1	10	0
Syracuse	19	98	5.2	2	28	0	0	0
USF	5	18	3.6	0	5	1	6	0
WVU	13	20	1.5	0	6	0	0	0

### CAREER HIGHS

Attempts - 19 at SU '10; Rushing Yards - 98 at SU '10; Long Rush - 28 vs. Memphis '10, at SU '10; Touchdowns - 2 at SU '10; Receptions - 1 at Pitt '10; Receiving Yards - 10 at Pitt '10; Long Reception - 10 at Pitt '10.

### CAREER STATISTICS

Year	GP	Att.	Net	Avg.	TD	Lg	Rec	Yds	TD
2010	9-1	51	231	4.5	3	28	2	16	0
Totals	9-1	51	231	4.5	3	28	2	16	0

# Cardinals to Watch on Defense



**Darius Ashley**  
Cornerback  
Sophomore | 5-8 | 186  
Cincinnati, Ohio

#8

## 2010 SEASON HIGHS

Tackles - 9 vs. Cincinnati  
Interceptions - 1, Two Times (Eastern Kentucky, Cincinnati)

## 2010 GAME BY GAME NOTES

**WVU:** Did not play. **USF:** Saw action ... lone solo tackle was an eight-yard sack ... forced a fumble on the play. **Syracuse:** Did not play. **Pittsburgh:** Had one pass breakup. **Connecticut:** Registered two solo stops. **Cincinnati:** Put together another outstanding game after earning the start ... led the team again in tackles (9) ... also had second career interception. **Memphis:** Had a breakout game ... recorded a season-high, as well as a team-high, seven tackles ... had two sacks that resulted in a loss of 18 combined yards. **Arkansas State:** Saw action on the road. **Oregon State:** Was in at cornerback ... made an assisted stop. **Eastern Kentucky:** Saw action at cornerback ... pick off first career pass. **Kentucky:** Did not play.

## 2010 GAME-BY-GAME STATISTICS

Year	S	A	T	TFL	Sacks	FR	FF	Int	PB
Kentucky	DNP								
E. Kentucky	0	0	0	0-0	0-0	0-0	0	1-2	0
Oregon St.	0	1	1	0-0	0-0	0-0	0	0-0	0
Arkansas St.	0	0	0	0-0	0-0	0-0	0	0-0	0
Memphis	6	1	7	2.0-18	2.0-18	0-0	0	0-0	0
Cincinnati	7	2	9	0-0	0-0	0-0	0	1-0	0
Connecticut	2	0	2	0-0	0-0	0-0	0	0-0	0
Pittsburgh	0	0	0	0-0	0-0	0-0	0	0-0	1
Syracuse	DNP								
USF	1	0	1	1.0-8	1.0-8	0-0	1	0-0	0
WVU	DNP								

## CAREER STATISTICS

Year	GP	S	A	T	TFL	Sacks	FR	FF	Int	PB
2010	8-1	16	4	20	3.0-26	3.0-26	0-0	1	2-2	1



**Daniel Brown**  
Linebacker  
Sophomore | 6-1 | 219  
Atlanta, Ga.

#24

## 2010 SEASON HIGHS

Tackles - 8, Two Times (Pittsburgh, WVU); Tackles-for-loss - 2, Three Times; Sacks - 2.0 vs. Arkansas State

## 2010 GAME BY GAME NOTES

**WVU:** Earned the start ... had a game-high eight tackles ... also recovered a fumble for a touchdown. **USF:** Earned the start ... had five tackles (four solo), including one for a loss of three yards. **Syracuse:** Earned start and had solid performance ... tallied six solo stops, including two tackles for a loss ... also had a sack and forced a fumble. **Pittsburgh:** Earned the start at linebacker ... had eight tackles, five of which were solo stops ... recorded one tackle for a loss of six yards. **Connecticut:** Earned the start at linebacker ... had five tackles, including one for a loss of seven yards. **Cincinnati:** Got the start at linebacker ... registered a solo stop. **Memphis:** Earned the start at linebacker ... recorded two tackles. **Arkansas State:** Racked up four tackles, all solo stops ... had two sacks for a combined 18 yards. **Oregon State:** Earned third career start ... registered four tackles, including one for a loss of a yard. **Eastern Kentucky:** Earned second career start ... replicated previous performance, tallying three tackles ... had two stops for a total loss of six yards ... made first career sack. **Kentucky:** Earned first career start ... finished contest with three solo tackles ... one of four Cardinals to register a tackle for a loss - first of his career.

## 2010 GAME-BY-GAME STATISTICS

Year	S	A	T	TFL	Sacks	FR	FF	Int	PB
Kentucky	3	0	3	1.0-4	0-0	0-0	0	0-0	0
E. Kentucky	3	0	3	2.0-6	1.0-5	0-0	0	0-0	0
Oregon St.	2	2	4	1.0-1	0-0	0-0	0	0-0	0
Arkansas St.	4	0	4	2.0-18	2.0-18	0-0	0	0-0	0
Memphis	1	1	2	0-0	0-0	0-0	0	0-0	0
Cincinnati	1	0	1	0-0	0-0	0-0	0	0-0	0
Connecticut	3	2	5	1.0-7	0-0	0-0	0	0-0	0
Pittsburgh	5	3	8	1.0-6	0-0	0-0	0	0-0	0
Syracuse	6	0	6	2.0-10	1.0-9	0-0	1	0-0	0
USF	4	1	5	1.0-3	0-0	0-0	0	0-0	0
WVU	6	2	8	0-0	0-0	1-0	0	0-0	0

## CAREER HIGHS

Tackles - 8, Two Times (Pittsburgh, WVU '10)  
Tackles-for-loss - 2, Three Times (E. Kentucky, Arkansas State, Syracuse '10)

## CAREER STATISTICS

Year	GP	S	A	T	TFL	Sacks	FR	FF	Int	PB
2009	8-0	1	1	2	0-0	0-0	1-0	0	0-0	0
2010	11-11	38	11	49	10.0-55	4.0-32	1-0	1	0-0	0
Totals	19-11	39	12	51	10.0-55	4.0-32	2-0	1	0-0	0



**Bobby Burns**  
Cornerback  
Senior | 5-11 | 180  
Spanaway, Wash.

#42

## 2010 SEASON HIGHS

Tackles - 8 vs. Pittsburgh; Passes Broken Up - 2 vs. Cincinnati

## 2010 GAME BY GAME NOTES

**WVU:** Earned the start ... had one solo stop. **USF:** Earned the start ... had two tackles (one solo). **Syracuse:** Earned the start ... had five tackles (three solo, two assisted). **Pittsburgh:** Earned the start ... had eight tackles, five of which were solo stops. **Connecticut:** Earned the start ... made one stop, which was a tackle for a loss ... also had a fumble recovery. **Cincinnati:** Earned the start at cornerback ... recorded two solo tackles and two pass breakups. **Memphis:** Started at cornerback ... registered an assisted stop. **Arkansas State:** Had five solo stops after earning the start at cornerback. **Oregon State:** Earned the start ... registered two tackles, one of which was a solo stop. **Eastern Kentucky:** Earned the starting nod at corner ... had two tackles, both solo stops. **Kentucky:** Earned fourth career start ... recorded two solo tackles ... also had first career pass breakup.

## 2010 GAME-BY-GAME STATISTICS

Year	S	A	T	TFL	Sacks	FR	FF	Int	PB
Kentucky	2	0	2	0-0	0-0	0-0	0	0-0	1
E. Kentucky	2	0	2	0-0	0-0	0-0	0	0-0	0
Oregon St.	1	1	2	0-0	0-0	0-0	0	0-0	0
Arkansas St.	5	0	5	0-0	0-0	0-0	0	0-0	0
Memphis	0	1	1	0-0	0-0	0-0	0	0-0	0
Cincinnati	2	0	2	0-0	0-0	0-0	0	0-0	2
Connecticut	1	0	1	1.0-3	0-0	1-0	0	0-0	0
Pittsburgh	5	3	8	0-0	0-0	0-0	0	0-0	0
Syracuse	3	2	5	0-0	0-0	0-0	0	0-0	0
USF	1	1	2	0-0	0-0	0-0	0	0-0	0
WVU	1	0	1	0-0	0-0	0-0	0	0-0	0

## CAREER HIGHS

Tackles - 8 vs. Pittsburgh '10; Interceptions - 1 vs. UConn '09  
Passes Broken Up - 2 vs. Cincinnati '10

## CAREER STATISTICS

Year	GP	S	A	T	TFL	Sacks	FR	FF	Int	PB
2009	8-3	8	1	9	0-0	0-0	0-0	0	1-0	0
2010	11-11	23	8	31	1.0-3	0-0	1-0	0	0-0	3
Totals	19-14	31	9	40	1.0-3	0-0	1-0	0	1-0	3



**B.J. Butler**  
Defensive End/Linebacker  
Freshman | 6-2 | 264  
Kissimmee, Fla.

#44

## 2010 SEASON HIGHS

Tackles - 6 vs. Pittsburgh; Sacks - 2.0 vs. Oregon State

## 2010 GAME BY GAME NOTES

**WVU:** Had a four tackles, including an assisted sack for a loss of three yards. **USF:** Earned the start ... had four tackles, including 2.5 that resulted in a combined loss of six yards. **Syracuse:** Had two solo tackles. **Pittsburgh:** Had five solo stops and one assisted tackle ... had a tackle for a loss of three yards. **Connecticut:** Saw action on the field. **Cincinnati:** Did not play. **Memphis:** Recorded one solo stop. **Arkansas State:** Saw action on the field. **Oregon State:** Had two sacks that resulted in a loss of 11 combined yards. **Eastern Kentucky:** Earned the start ... tallied one solo stop. **Kentucky:** Recorded one tackle.

## 2010 GAME-BY-GAME STATISTICS

Year	S	A	T	TFL	Sacks	FR	FF	Int	PB
Kentucky	1	0	1	0-0	0-0	0-0	0	0-0	0
E. Kentucky	1	0	1	0-0	0-0	0-0	0	0-0	0
Oregon St.	2	0	2	2.0-11	2.0-11	0-0	0	0-0	0
Arkansas St.	0	0	0	0-0	0-0	0-0	0	0-0	0
Memphis	1	0	1	0-0	0-0	0-0	0	0-0	0
Cincinnati	DNP								
Connecticut	0	0	0	0-0	0-0	0-0	0	0-0	0
Pittsburgh	5	1	6	1.0-3	0-0	0-0	0	0-0	0
Syracuse	2	0	2	0-0	0-0	0-0	0	0-0	0
USF	3	1	4	2.5-6	0-0	0-0	0	0-0	0
WVU	3	1	4	0.5-3	0.5-3	0-0	0	0-0	0

## CAREER STATISTICS

Year	GP	S	A	T	TFL	Sacks	FR	FF	Int	PB
2010	11-2	18	3	21	6.0-23	2.5-14	0-0	0	0	0



**Antwone Canady**  
Linebacker  
Senior | 6-0 | 244  
Swainsboro, Ga.

#52

## 2010 SEASON HIGHS

Tackles - 6 vs. Kentucky; Sacks - 1 vs. Memphis

## 2010 GAME BY GAME NOTES

**WVU:** Did not play. **USF:** Earned the start ... had four tackles. **Syracuse:** Had two solo stops and recovered a fumble. **Pittsburgh:** Had one solo stop and one assisted tackle. **Connecticut:** Earned the starting nod ... made four stops, three of which were assisted. **Cincinnati:** Earned the start at linebacker ... made one solo stop. **Memphis:** Registered four solo tackles, including a sack that resulted in a loss of 10 yards ... was first sack of the season. **Arkansas State:** Saw action at linebacker. **Oregon State:** Saw action at linebacker and recorded one solo stop. **Eastern Kentucky:** Saw action at linebacker ... recorded an assisted stop. **Kentucky:** Totaled six tackles, four solo and two assisted ... tied for second-most tackles on the team.

## 2010 GAME-BY-GAME STATISTICS

Year	S	A	T	TFL	Sacks	FR	FF	Int	PB
Kentucky	4	2	6	0-0	0-0	0-0	0	0-0	0
E. Kentucky	0	1	1	0-0	0-0	0-0	0	0-0	0
Oregon St.	1	0	1	0-0	0-0	0-0	0	0-0	0
Arkansas St.	0	0	0	0-0	0-0	0-0	0	0-0	0
Memphis	4	0	4	1.0-10	1.0-10	0-0	0	0-0	0
Cincinnati	1	0	1	0-0	0-0	0-0	0	0-0	0
Connecticut	1	3	4	0-0	0-0	0-0	0	0-0	0
Pittsburgh	1	1	2	0-0	0-0	0-0	0	0-0	0
Syracuse	2	0	2	0-0	0-0	1-0	0	0-0	0
USF	2	2	4	0-0	0-0	0-0	0	0-0	0
WVU	DNP								

## CAREER HIGHS

Tackles - 9, Two Times; Forced Fumble - 1, Two Times '08 (Pitt, WVU)

## CAREER STATISTICS

Year	GP	S	A	T	TFL	Sacks	FR	FF	PB
2008	11-6	24	15	39	3.0-16	1.0-11	0-0	2	0
2009	12-7	20	14	34	0.5-4	0.5-4	0-0	0	0
2010	10-3	16	9	25	1.0-10	1.0-10	1-0	0	0
Totals	32-16	60	38	98	4.5-30	2.5-25	1-0	2	0



**Brandon Dunn**  
Defensive Tackle  
Freshman | 6-3 | 282  
Louisville, Ky.

#92

## 2010 SEASON HIGHS

Tackles - 3, Three Times (Pittsburgh, Syracuse, USF)

## 2010 GAME BY GAME NOTES

**WVU:** Had one solo stop. **USF:** Earned the start ... tallied three solo stops. **Syracuse:** Earned the start ... had two solo stops and one assisted tackle. **Pittsburgh:** Registered three tackles, two of which were solo stops. **Connecticut:** Earned first career start ... had an assisted stop. **Cincinnati:** Saw action on the field. **Memphis:** Did not play. **Arkansas State:** Did not play. **Oregon State:** Tallied an assisted stop. **Eastern Kentucky:** Saw action on the field. **Kentucky:** Saw action on the field.

## 2010 GAME-BY-GAME STATISTICS

Year	S	A	T	TFL	Sacks	FR	FF	Int	PB
Kentucky	0	0	0	0-0	0-0	0-0	0	0-0	0
E. Kentucky	0	0	0	0-0	0-0	0-0	0	0-0	0
Oregon St.	0	1	1	0-0	0-0	0-0	0	0-0	0
Arkansas St.	DNP								
Memphis	DNP								
Cincinnati	0	0	0	0-0	0-0	0-0	0	0-0	0
Connecticut	0	1	1	0-0	0-0	0-0	0	0-0	0
Pittsburgh	2	1	3	0-0	0-0	0-0	0	0-0	0
Syracuse	2	1	3						

# Cardinals to Watch on Defense



**Rodney Gnat**  
**Defensive End**  
**Senior | 6-3 | 253**  
**Jacksonville, Fla.**

**#58**

## 2010 SEASON HIGHS

Tackles - 7 vs. Eastern Kentucky; Sacks - 4.5 vs. Eastern Kentucky; Forced Fumbles - 1, Two Times (Eastern Kentucky, WVU) Fumble Recoveries - 1 vs. Eastern Kentucky

## 2010 GAME BY GAME NOTES

**WVU:** Made the start ... had five tackles, including a sack for a loss of 10 yards ... forced a fumble in the end zone that led to a touchdown. **USF:** Had a solo stop. **Syracuse:** Recorded an assisted sack for a loss of two yards. **Pittsburgh:** Saw action on the line ... had a pass breakup. **Connecticut:** Recorded an assisted stop. **Cincinnati:** Saw action against Cincinnati ... tallied two solo stops. **Memphis:** Registered two tackles, including a five-yard sack. **Arkansas State:** Recorded three tackles ... had one sack for a loss of 14 yards. **Oregon State:** Saw action at defensive end. **Eastern Kentucky:** Had a breakout game, registering a career-high seven tackles ... also had career marks in sacks (4.5) and tackles-for-loss (4.5) ... forced and recovered a fumble. **Kentucky:** Played in the 32nd contest of his career.

## 2010 GAME-BY-GAME STATISTICS

Year	S	A	T	TFL	Sacks	FR	FF	Int	PB
Kentucky	0	0	0	0-0	0-0	0-0	0	0-0	0
E. Kentucky	6	1	7	4.5-23	4.5-23	1-0	1	0-0	0
Oregon State	0	0	0	0-0	0-0	0-0	0	0-0	0
Arkansas St.	2	1	3	1.0-14	1.0-14	0-0	0	0-0	0
Memphis	1	1	2	1.0-5	1.0-5	0-0	0	0-0	0
Cincinnati	2	0	2	0-0	0-0	0-0	0	0-0	0
Connecticut	0	1	1	0-0	0-0	0-0	0	0-0	0
Pittsburgh	0	0	0	0-0	0-0	0-0	0	0-0	1
Syracuse	0	1	1	0.5-2	0.5-2	0-0	0	0-0	0
USF	1	0	1	0-0	0-0	0-0	0	0-0	0
WVU	4	1	5	1.5-12	1.0-10	0-0	1	0-0	0

## CAREER HIGHS

Tackles - 7 vs. Eastern Kentucky '10; Sacks - 4.5 vs. Eastern Kentucky '10

## CAREER STATISTICS

Year	GP	S	A	T	TFL	Sacks	FR	FF	PB
2007	10-2	5	5	10	4.0-10	1.0-5	0-0	1	1
2008	10-0	5	2	7	3.5-16	1.0-9	0-0	1	5
2009	11-1	5	5	10	3.0-10	1.0-4	0-0	0	0
2010	11-1	16	6	22	8.5-56	8.0-54	1-0	2	1
Totals	42-4	31	18	49	19.0-92	11.0-72	1-0	4	7



**Brandon Heath**  
**Linebacker**  
**Senior | 6-1 | 215**  
**West Palm Beach, Fla.**

**#5**

## 2010 CAREER HIGHS

Tackles - 11 vs. USF

## 2010 GAME BY GAME NOTES

**WVU:** Made the start ... had seven tackles, including an assisted tackle for a loss of one yard. **USF:** Had a strong performance in the start ... tallied 11 tackles (nine solo), including 1.5 sacks for a total loss of 10 yards. **Syracuse:** Earned the start ... had four tackles ... registered 1.5 sacks for a total loss of 10 yards. **Pittsburgh:** Earned the start ... had a team-high nine tackles - six of which were solo stops ... also had a team-high 2.5 tackles for loss. **Connecticut:** Earned the start ... made five solo stops ... also had a pass breakup. **Cincinnati:** Got the start ... made six tackles, four of which were solo tackles. **Memphis:** Earned the start ... made four stops, three of which were assisted tackles. **Arkansas State:** Earned the start ... totaled three tackles, two of which were solo stops. **Oregon State:** Returned to action after missing previous game with injury ... recorded two tackles, one solo and one assisted ... registered a tackle for a loss of two yards. **Eastern Kentucky:** Did not play. **Kentucky:** Made the start ... had four tackles, three solo.

## 2010 GAME-BY-GAME STATISTICS

Year	S	A	T	TFL	Sacks	FR	FF	Int	PB
Kentucky	3	1	4	0-0	0-0	0-0	0	0-0	0
E. Kentucky	DNP								
Oregon St.	1	1	2	1.0-2	0-0	0-0	0	0-0	0
Arkansas St.	2	1	3	0-0	0-0	0-0	0	0-0	0
Memphis	1	3	4	0-0	0-0	0-0	0	0-0	0
Cincinnati	4	2	6	0-0	0-0	0-0	0	0-0	0
Connecticut	5	0	5	0-0	0-0	0-0	0	0-0	1
Pittsburgh	6	3	9	2.5-3	0-0	0-0	0	0-0	0
Syracuse	3	1	4	1.5-10	1.5-10	0-0	0	0-0	0
USF	9	2	11	1.5-2	0-0	0-0	0	0-0	0
WVU	4	3	7	0.5-1	0-0	0-0	0	0-0	0

## CAREER HIGHS

Tackles - 11 vs. USF '10; Interception TD - 1 vs. Arkansas State '09

## CAREER STATISTICS

Year	GP	S	A	T	TFL	Sacks	FR	FF	Int	PB
2007	11-1	8	2	10	1.0-1	0-0	0	0	0-0	1
2008	9-0	11	9	20	1.5-2	1-0	0	0	0-0	2
2009	10-8	26	22	48	5.5-8	0-0	0	2-25	0	0
2010	10-9	38	17	56	7.0-18	0-0	0	0-0	1	1
Totals	40-18	83	50	133	15.0-29	1-0	0	2-25	4	4



**Dexter Heyman**  
**Linebacker**  
**Junior | 6-3 | 238**  
**Louisville, Ky.**

**#46**

## 2010 SEASON HIGHS

Tackles - 13 vs. Arkansas State; Sacks - 4.5 vs. Eastern Kentucky

## 2010 GAME BY GAME NOTES

**WVU:** Earned the start ... had four solo stops, including a tackle for a loss of two yards. **USF:** Had five tackles, including a sack for a two-yard loss. **Syracuse:** Earned the start ... had two solo tackles. **Pittsburgh:** Earned the start ... had an assisted stop. **Connecticut:** Saw action on the field. **Cincinnati:** Saw action at linebacker ... made two solo stops and had a pass breakup. **Memphis:** Earned the start ... recorded four solo stops. **Arkansas State:** Had a career-high 13 tackles, 10 of which were solo ... earned third start of the season. **Oregon State:** Earned the start ... recorded four tackles - three assisted - and one pass breakup. **Eastern Kentucky:** Earned first start of the season ... totaled five tackles, four of which were solo stops ... also had first career sack. **Kentucky:** Saw action against the Wildcats.

## 2010 GAME-BY-GAME STATISTICS

Year	S	A	T	TFL	Sacks	FR	FF	Int	PB
Kentucky	0	0	0	0-0	0-0	0-0	0	0-0	0
E. Kentucky	4	1	5	4.5-23	4.5-23	1-0	1	0-0	0
Oregon St.	1	3	4	0-0	0-0	0-0	0	0-0	1
Arkansas St.	10	3	13	0-0	0-0	0-0	0	0-0	0
Memphis	4	0	4	0-0	0-0	0-0	0	0-0	0
Cincinnati	2	0	2	0-0	0-0	0-0	0	0-0	1
Connecticut	0	0	0	0-0	0-0	0-0	0	0-0	0
Pittsburgh	0	1	1	0-0	0-0	0-0	0	0-0	0
Syracuse	2	0	2	0-0	0-0	0-0	0	0-0	0
USF	2	3	5	1.0-2	1.0-2	0-0	0	0-0	0
WVU	4	0	4	1.0-2	0-0	0-0	0	0-0	0

## CAREER HIGHS

Tackles - 13 vs. Arkansas State '10; Sacks - 4.5 vs. Eastern Kentucky '10

## CAREER STATISTICS

Year	GP	S	A	T	TFL	Sacks	FR	FF	PB
2008	8-1	7	3	10	1.0-1	0-0	1-0	0	1
2009	9-0	4	4	8	2.0-4	0-0	1-0	0	1
2010	11-7	29	11	40	6.5-27	5.5-25	1-0	1	2
Totals	28-8	40	18	58	9.5-32	5.5-25	3-0	1	4



**Shenard Holton**  
**Safety**  
**Sophomore | 6-1 | 190**  
**Bowling Green, Ky.**

**#36**

## 2010 SEASON HIGHS

Tackles - 9 vs. Kentucky; Tackles-for-loss - 1 vs. Kentucky

## 2010 GAME BY GAME NOTES

**WVU:** Made three solo stops. **USF:** Made the start ... had two tackles. **Syracuse:** Earned the start ... finished second on the team with seven stops (five solo, two assisted). **Pittsburgh:** Earned the start ... had five tackles, including lone solo stop for a loss of two yards. **Connecticut:** Earned the start ... recorded five tackles, four of which were solo stops. **Cincinnati:** Made the start ... tied for second-most tackles on the team with six. **Memphis:** Earned the start ... had three total tackles, two of which were solo stops. **Arkansas State:** Earned third-straight start ... had six tackles - four solo - and first career interception. **Oregon State:** Earned second starting nod ... made five solo and two assisted stops. **Eastern Kentucky:** Made first career start ... finished with four tackles. **Kentucky:** Led the team with nine tackles, eight of which were solo stops ... both are career-highs ... also made first career tackle-for-loss.

## 2010 GAME-BY-GAME STATISTICS

Year	S	A	T	TFL	Sacks	FR	FF	Int	PB
Kentucky	8	1	9	1.0-6	0-0	0-0	0	0-0	0
E. Kentucky	2	2	4	0-0	0-0	0-0	0	0-0	0
Oregon St.	5	2	7	0-0	0-0	0-0	0	0-0	1
Arkansas St.	4	2	6	0-0	0-0	0-0	0	1-0	0
Memphis	2	1	3	0-0	0-0	0-0	0	0-0	0
Cincinnati	6	0	6	0-0	0-0	0-0	0	0-0	0
Connecticut	4	1	5	0-0	0-0	0-0	0	0-0	0
Pittsburgh	1	4	5	1.0-2	0-0	0-0	0	0-0	0
Syracuse	5	2	7	0-0	0-0	0-0	0	0-0	0
USF	1	1	2	0-0	0-0	0-0	0	0-0	0
WVU	3	0	3	0-0	0-0	0-0	0	0-0	0

## CAREER HIGHS

Tackles - 9 vs. Kentucky '10; Tackles-for-loss - 1, Two Times (Kentucky, Pitt '10)

## CAREER STATISTICS

Year	GP	S	A	T	TFL	Sacks	FR	FF	Int	PB
2009	8-0	1	1	2	0-0	0-0	0-0	0	0-0	1
2010	11-9	41	16	57	2.0-8	0-0	0-0	0	1-0	1
Totals	19-9	42	17	59	2.0-8	0-0	0-0	0	1-0	2

# Cardinals to Watch on Defense



**Johnny Patrick**  
Cornerback  
Senior | 6-0 | 190  
Deland, Fla.

**#19**

## 2010 SEASON HIGHS

Tackles - 7 vs. Oregon State;  
Interceptions - 1, Three Times (Arkansas State, Memphis, UConn)

## 2010 GAME BY GAME NOTES

**WVU:** Earned the start ... had three tackles. **USF:** Made the start ... made five solo stops and one assisted tackle ... was in on a tackle for a loss. **Syracuse:** Earned the start ... had six tackles, five of which were solo, and two pass breakups. **Pittsburgh:** Earned the start ... made three tackles ... had a season-high three pass breakups. **Connecticut:** Made the start ... recorded four solo stops, including a tackle for a loss ... also had an interception, returning it for 13 yards. **Cincinnati:** Made the start at cornerback ... tallied five solo tackles, including two for a loss ... also had a pass breakup. **Memphis:** Made the start at cornerback ... had two solo stops and an interception ... returned the pick for 20 yards ... also had a pass breakup. **Arkansas State:** Earned the start at cornerback ... had one interception, with a 31-yard return, and one pass breakup. **Oregon State:** Earned the start at corner ... had a season-high seven tackles, five of which were solo stops. **Eastern Kentucky:** Collected five solo tackles ... surpassed the 100-solo-stop mark for career. **Kentucky:** Earned 29th career start ... made five tackles - all solo - for fourth-most stops on team.

## 2010 GAME-BY-GAME STATISTICS

Year	S	A	T	TFL	Sacks	FR	FF	Int	PB
Kentucky	5	0	5	0-0	0-0	0-0	0	0-0	0
E. Kentucky	5	0	5	1.0-1	0-0	0-0	0	0-0	0
Oregon St.	5	2	7	0-0	0-0	0-0	0	0-0	0
Arkansas St.	0	0	0	0-0	0-0	0-0	0	1-31	1
Memphis	2	0	2	0-0	0-0	0-0	0	1-20	1
Cincinnati	5	0	5	2.0-5	0-0	0-0	0	0-0	1
Connecticut	4	0	4	1.0-3	0-0	0-0	0	1-13	0
Pittsburgh	2	1	3	0-0	0-0	0-0	0	0-0	3
Syracuse	5	1	6	0-0	0-0	0-0	0	0-0	2
USF	4	1	5	0.5-1	0-0	0-0	0	0-0	0
WVU	2	1	3	0-0	0-0	0-0	0	0-0	0

## CAREER HIGHS

Tackles - 9, Two Times (Kentucky and Southern Miss '09)

## CAREER STATISTICS

Year	GP	S	A	T	TFL	FR	FF	Int	PB
2007	9-4	17	2	19	0.0-0	0-0	0	1-0	1
2008	12-12	34	16	50	1.0-2	1-21	0	1-0	3
2009	12-12	42	11	53	4.0-8	0-0	0	2-3	3
2010	11-11	39	8	47	4.5-10	0-0	0	3-64	8
Totals	44-39	132	37	169	9.5-20	1-21	0	7-67	15



**William Savoy**  
Defensive End  
Junior | 6-1 | 238  
Elizabethtown, Ky.

**#91**

## 2010 SEASON HIGHS

Tackles - 4 vs. Oregon State; Sacks - 1 vs. Eastern Kentucky

## 2010 GAME BY GAME NOTES

**WVU:** Saw action against the Mountaineers. **USF:** Saw action against the Bulls. **Syracuse:** Earned the start ... recorded an assisted stop. **Pittsburgh:** Earned the start. **Connecticut:** Earned the start at defensive end. **Cincinnati:** Saw action at defensive end, recording one solo tackle. **Memphis:** Earned the start ... made three stops, including 1.5 tackles for a loss of three yards. **Arkansas State:** Earned start ... recorded an assisted stop. **Oregon State:** Earned seventh career start ... registered four tackles ... also was in on a tackle-for-loss. **Eastern Kentucky:** Earned the start ... picked up two solo stops, including a sack for a loss of nine yards. **Kentucky:** Earned the start ... tallied two solo stops.

## 2010 GAME-BY-GAME STATISTICS

Year	S	A	T	TFL	Sacks	FR	FF	Int	PB
Kentucky	2	0	2	0.0-0	0-0	0-0	0	0-0	0
E. Kentucky	2	0	2	1.0-9	1.0-9	0-0	0	0-0	0
Oregon St.	1	3	4	0.5-1	0-0	0-0	0	0-0	0
Arkansas St.	0	1	1	0.0-0	0-0	0-0	0	0-0	0
Memphis	2	1	3	1.5-3	0-0	0-0	0	0-0	1
Cincinnati	1	0	1	0-0	0-0	0-0	0	0-0	0
Connecticut	0	0	0	0-0	0-0	0-0	0	0-0	0
Pittsburgh	0	0	0	0-0	0-0	0-0	0	0-0	0
Syracuse	0	1	1	0-0	0-0	0-0	0	0-0	0
USF	0	0	0	0-0	0-0	0-0	0	0-0	0
WVU	0	0	0	0-0	0-0	0-0	0	0-0	0

## CAREER HIGHS

Tackles - 5 vs. Indiana State '09; Sacks - 2 vs. Indiana State '09

## CAREER STATISTICS

Year	GP	S	A	T	TFL	Sacks	FR	FF	PB
2008	5-0	2	1	3	2.0-16	2.0-16	0-0	0	0
2009	12-4	13	10	23	5.5-39	5.0-38	0-0	1	0
2010	11-9	8	6	14	3.0-13	1.0-9	0-0	0	1
Totals	28-13	23	17	40	10.5-68	8.0-63	0-0	1	1



**Greg Scruggs**  
Defensive End  
Junior | 6-4 | 269  
Cincinnati, Ohio

**#6**

## 2010 SEASON HIGHS

Tackles - 3, Two Times (Memphis, Cincinnati)

## 2010 GAME BY GAME:

**WVU:** Earned the start ... had a tackle for a loss. **USF:** Recovered a fumble that led to a Louisville touchdown. **Syracuse:** Saw action on field. **Pittsburgh:** Earned the start. **Connecticut:** Did not play. **Cincinnati:** Had a breakout game as a starter ... collected three tackles, including one for a loss ... also recovered a fumble and had first career interception. **Memphis:** Made the start ... had a season-high three tackles ... earned an assisted tackle for a loss. **Arkansas State:** Had an assisted stop. **Oregon State:** Made the start at defensive end. **Eastern Kentucky:** Earned the start ... lone solo stop was a tackle-for-loss. **Kentucky:** Earned the start ... recorded a solo stop and an assisted tackle.

## 2010 GAME-BY-GAME STATISTICS

Year	S	A	T	TFL	Sacks	FR	FF	Int	PB
Kentucky	1	1	2	0-0	0-0	0-0	0	0-0	0
E. Kentucky	1	0	1	1.0-1	0-0	0-0	0	0-0	0
Oregon St.	0	0	0	0-0	0-0	0-0	0	0-0	0
Arkansas St.	0	1	1	0-0	0-0	0-0	0	0-0	0
Memphis	2	1	3	0.5-2	0-0	0-0	0	0-0	0
Cincinnati	2	1	3	1.0-3	0-0	1-0	0	1-3	0
Connecticut	DNP								
Pittsburgh	0	0	0	0-0	0-0	0-0	0	0-0	0
Syracuse	0	0	0	0-0	0-0	0-0	0	0-0	0
USF	0	0	0	0-0	0-0	1-0	0	0-0	0
WVU	1	0	1	1.0-1	0-0	0-0	0	0-0	0

## CAREER HIGHS

Tackles - 4 vs. Pittsburgh '09; Sacks - 1 vs. USF and Rutgers '09

## CAREER STATISTICS

Year	GP	S	A	T	TFL	Sacks	FR	FF	Int
2008	9-3	3	1	4	1.0-3	0-0	0-0	0	0-0
2009	12-12	14	10	24	6.5-26	2.0-10	1-0	0	0-0
2010	10-6	7	4	11	2.5-6	0-0	2-0	0	1-3
Totals	31-21	24	15	39	10.0-35	2.0-10	3-0	0	1-3



**Terence Simien**  
Safety  
Junior | 6-3 | 218  
Sacramento, Calif.

**#23**

## 2010 SEASON HIGHS

Tackles - 3 vs. Kentucky; Tackles-for-loss - 1 vs. Kentucky

## 2010 GAME BY GAME NOTES

**WVU:** Made first start since season-opener ... had a solo stop. **USF:** Saw action in second-straight game. **Syracuse:** Returned for action on special teams. **Pittsburgh:** Did not play. **Connecticut:** Did not play. **Cincinnati:** Did not play. **Memphis:** Did not play. **Arkansas State:** Did not play. **Oregon State:** Did not play. **Eastern Kentucky:** Did not play. **Kentucky:** Earned third career start ... made three tackles, including first career tackle-for-loss, which came in the first quarter.

## 2010 GAME-BY-GAME STATISTICS

Year	S	A	T	TFL	Sacks	FR	FF	Int	PB
Kentucky	2	1	3	1.0-3	0-0	0-0	0	0-0	0
E. Kentucky	DNP								
Oregon St.	DNP								
Arkansas St.	DNP								
Memphis	DNP								
Cincinnati	DNP								
Connecticut	DNP								
Pittsburgh	DNP								
Syracuse	0	0	0	0-0	0-0	0-0	0	0-0	0
USF	0	0	0	0-0	0-0	0-0	0	0-0	0
WVU	1	0	1	0-0	0-0	0-0	0	0-0	0

## CAREER HIGHS

Tackles - 8 vs. Kentucky '09; Tackles-for-loss - 1 vs. Kentucky '10

## CAREER STATISTICS

Year	GP	S	A	T	TFL	Sacks	FR	FF	Int	PB
2009	2-2	6	4	10	0-0	0-0	0	1	1-0	0
2010	4-2	3	1	4	1.0-3	0-0	0-0	0	0-0	0
Totals	6-4	9	5	14	1.0-3	0-0	0-0	1	1-0	0



**Hakeem Smith**  
Safety  
R-Freshman | 6-1 | 175  
Jonesboro, Ga.

**#29**

## 2010 SEASON HIGHS

Tackles - 13 vs. Syracuse

## 2010 GAME BY GAME NOTES

**WVU:** Earned the start ... had five tackles, four of which were solo stops. **USF:** Made the start ... had nine stops, including an assisted tackle for a loss. **Syracuse:** Had a career-high 13 tackles in the start ... tallied 11 solo stops, two assisted. **Pittsburgh:** Made the start ... had eight tackles - five of which were solo stops. **Connecticut:** Had a team-high eight tackles, seven of which were solo stops ... also forced a fumble. **Cincinnati:** Made the start at strong safety ... had five tackles (four solo), including one for a loss of a yard. **Memphis:** Earned the start at strong safety ... made four solo stops ... also had a tackle for a loss of one yard. **Arkansas State:** Earned the start ... tallied six tackles, two of which were solo stops ... also had a fumble recovery. **Oregon State:** Earned second starting nod ... tied for a team-leading seven tackles ... made two solo and five assisted stops. **Eastern Kentucky:** Earned first career start ... recorded three solo tackles, including one that resulted in a loss of eight yards. **Kentucky:** Played in first career game ... finished with six tackles, five of which were solo ... tied for second on team with most total stops ... also registered first career tackle-for-loss.

## 2010 GAME-BY-GAME STATISTICS

Year	S	A	T	TFL	Sacks	FR	FF	Int	PB
Kentucky	5	1	6	1.0-2	0-0	0-0	0	0-0	0
E. Kentucky	3	0	3	1.0-8	0-0	0-0	0	0-0	0
Oregon St.	2	5	7	0.0-0	0-0	0-0	0	0-0	0
Arkansas St.	2	4	6	0.0-0	0-0	1-0	0	0-0	0
Memphis	4	0	4	1.0-1	0-0	0-0	0	0-0	0
Cincinnati	4	1	5	1.0-1	0-0	0-0	0	0-0	0
Connecticut	7	1	8	0-0	0-0	0-0	1	0-0	0
Pittsburgh	5	3	8	0-0	0-0	0-0	0	0-0	0
Syracuse	11	2	13	0-0	0-0	0-0	0	0-0	0
USF	5	4	9	0.5-1	0-0	0-0	0	0-0	0
WVU	4	1	5	0-0	0-0	0-0	0	0-0	0

## CAREER STATISTICS

Year	GP	S	A	T	TFL	Sacks	FR	FF	Int	PB
2010	11-10	52	22	74	4.5-13	0-0	1-0	1	0-0	0

# Cardinals to Watch on Defense



## Malcolm Tatum

Defensive End

Senior | 6-4 | 253

Miss Point, Miss.

#90

### 2010 SEASON HIGHS

Tackles - 6 vs. Oregon State; Passes Broken Up - 1 vs. Kentucky

### 2010 GAME BY GAME

**WVU:** Earned the start ... had five tackles, including 1.5 behind the line of scrimmage. **USF:** Made the start ... had three assisted stops. **Syracuse:** Earned the start ... had two solo stops. **Pittsburgh:** Made the start ... had an assisted stop. **Connecticut:** Earned the start ... recorded three solo stops ... had a sack for a loss of five yards. **Cincinnati:** Started at defensive end ... collected five tackles ... also forced a fumble. **Memphis:** Made the start at defensive end ... had two solo stops, including a sack for a loss of five yards. **Arkansas State:** Made the start at defensive end ... registered three tackles ... had second career forced fumble. **Oregon State:** Earned third start of the season ... tallied six stops, two of which were solo tackles ... also assisted on a tackle-for-loss. **Eastern Kentucky:** Earned the start ... involved in an assisted stop. **Kentucky:** Earned the starting nod at defensive end ... registered four tackles, three of which were solo stops ... had first career pass breakup.

### 2010 GAME-BY-GAME STATISTICS

Year	S	A	T	TFL	Sacks	FR	FF	Int	PB
Kentucky	2	0	2	0-0	0-0	0-0	0	0-0	0
E. Kentucky	0	1	1	0-0	0-0	0-0	0	0-0	0
Oregon St.	2	4	6	0.5-0	0-0	0-0	0	0-0	0
Arkansas St.	2	1	3	0-0	0-0	0-0	1	0-0	0
Memphis	2	0	2	1.0-5	1.0-5	0-0	0	0-0	0
Cincinnati	5	0	5	0-0	0-0	0-0	1	0-0	0
Connecticut	3	0	3	1.0-5	1.0-5	0-0	0	0-0	0
Pittsburgh	0	1	1	0-0	0-0	0-0	0	0-0	0
Syracuse	2	0	2	0-0	0-0	0-0	0	0-0	0
USF	0	3	3	0-0	0-0	0-0	0	0-0	0
WVU	3	2	5	1.5-4	0.5-2	0-0	0	0-0	0

### CAREER HIGHS

Tackles - 6, Two Times (Indiana State '09, Oregon State '10);  
Passes Broken Up - 1 vs. Kentucky '10

### CAREER STATISTICS

Year	GP	S	A	T	TFL	Sacks	FR	FF	Int	PB
2009	12-6	13	16	29	2.5-6	1.0-4	0-0	1	0-0	0
2010	11-11	21	12	33	4.0-14	2.5-12	0-0	2	0-0	1
Totals	23-17	34	28	62	6.5-20	3.5-16	0-0	3	0-0	1