



Sunday, January 28, 2007

15/20 Marquette (18-4, 5-2)

at

USF (11-10, 2-5)

Sun Dome (10,411)

Tampa, Fla. • 2 p.m. EST

Radio ESPN Milwaukee
Steve True
Jim McIlvaine
Internet gomarquette.com



2006-07 Schedule & Results

Game 23: Marquette at USF

Date	Opponent	TV	Time/Result
NOVEMBER			
Sun. 5	Cardinal Stritch	exh.	W, 99-70
Fri. 10	Hillsdale Coll.		W, 77-66
<i>November 13-14 • CBE Classic Milwaukee Region</i>			
Mon. 13	Idaho State		W, 59-56 ^{OT}
Tue. 14	Detroit		W, 87-45
Sat. 18	Eastern Michigan		W, 95-62
<i>November 20-21 • CBE Classic</i>			
Mon. 20	Texas Tech	ESPN	W, 87-72
Tue. 21	9/8 Duke	ESPN2	W, 73-62
Mon. 27	at Valparaiso		W, 65-62
DECEMBER			
<i>December 1-2 • 45th Pepsi Blue & Gold Classic</i>			
Fri. 1	Northwestern State		W, 83-67
Sat. 2	North Dakota State		L, 60-64
Tue. 5	Delaware State		W, 65-48
Sat. 9	11/12 Wisconsin	ESPN	L, 66-70
Sat. 16	Md.-Baltimore County		W, 68-46
Tue. 19	Oakland		W, 80-62
Fri. 22	Morgan State		W, 77-57
Sat. 30	Savannah State		W, 69-51
JANUARY			
Thu. 4	at Providence *	WMLW 41	L, 59-74
Sun. 7	Syracuse *	WMLW 41	L, 58-70
Wed. 10	at 24/22 Connecticut *	WMLW 41	W, 73-69
Sat. 13	21/21 West Virginia *	ESPN	W, 81-63
Mon. 15	at Louisville *	ESPN	W, 74-65
Sun. 21	at 6/6 Pittsburgh *	CBS	W, 77-74 ^{OT}
Wed. 24	Seton Hall *	ESPN360	W, 89-76
Sun. 28	at USF *		1 p.m.
FEBRUARY			
Sat. 3	Providence *	ESPN	1 p.m.
Wed. 7	Rutgers *	ESPN360	7 p.m.
Sat. 10	at Georgetown *	ESPN	11 a.m.
Wed. 14	at DePaul *	ESPN360	7:30 p.m.
Sat. 17	Louisville *	ESPN	8 p.m.
Mon. 19	Villanova *	ESPN	6 p.m.
Sat. 24	at Notre Dame *	ABC	2:30 p.m.
MARCH			
Sat. 3	Pittsburgh *	ESPN	8 p.m.
<i>March 7-10 • BIG EAST Tournament</i>			
Wed. 7	BIG EAST First Round	ESPN	
Thu. 8	BIG EAST Quarters	ESPN	
Fri. 9	BIG EAST Semis	ESPN	
Sat. 10	BIG EAST Final	ESPN	
<i>March 13-April 2 • NCAA Tournament</i>			
13-16	NCAA 1st/2nd Rds.	CBS	
20-23	NCAA Regionals	CBS	
31-April 2	NCAA Final Four	CBS	

- All times are listed as **Central** and are subject to change.
- Home games are played at the Bradley Center and are listed in **bold**.
- * Denotes BIG EAST game.

Marquette Records:

18-4 overall
5-2 BIG EAST
12-3 at home
4-1 on the road

Head Coach Tom Crean Records:

159-80 (66.5) 8th season
74-45 (62.2) in conference play
3-7 (30.0) in conference tourneys
107-24 (81.7) at the Bradley Center
2-2 (50.0) at the U.S. Cellular Arena
33-45 (43.2) on the road
17-10 (63.0) at neutral sites
4-3 (57.1) in NCAA Tournaments

Marquette and USF

All-Time: Marquette leads, 12-2
Tom Crean Era: Marquette leads, 5-0
Last Meeting: January 15, 2005
Marquette 66, USF 64

Marquette is scheduled to meet USF on Sunday, January 28 in Tampa. The meeting is the 15th time in series history, but the first time as members of the BIG EAST Conference.

The Golden Eagles are riding a five-game BIG EAST win streak. A victory would give MU the longest conference win streak of the season by any team in the league.

MU is coming off an 89-76 win at home against Seton Hall. Sophomores Jerel McNeal and Wesley Matthews each scored 22 points. McNeal established a new career high with 10 assists in the win.

Marquette has scored 70 points in each game on the win streak, averaging 78.8 points per game in that span.

USF defeated Rutgers, 62-40, to claim its second league win. Kentrell Gransberry had 13 points and 13 boards to lead the Bulls.

Marquette is led by head coach Tom Crean, who is in his eighth season and owns a 159-80 career record.

2006-07 Marquette Lineup * denotes probable starter									
		Pos.	Yr.	Ht.	Wt.	MPG	PPG	RPG	APG
1	Dominic James *	G	So.	5-11	175	32.7	16.5	2.6	4.6
	Won last two BIG EAST Player of the Week awards								
2	Maurice Acker	G	So.	5-8	165	—	—	—	—
	Will sit out 2006-07 season per NCAA Transfer rules								
5	Dan Fitzgerald	F	Jr.	6-9	200	20.0	6.0	3.9	0.8
	Scored season high 14 off the bench in win over Pittsburgh								
10	David Cubilan	G	Fr.	6-0	180	19.9	4.5	1.6	1.6
	Scored a career high 13 points hitting all four three-point attempts against West Virginia								
12	Dwight Burke	F	So.	6-8	240	9.2	1.0	1.9	0.1
	Had a career high seven rebounds against Connecticut								
21	Lawrence Blackledge	F	Jr.	6-8	185	6.9	1.9	1.6	0.5
	Hit 3-of-4 shots against Detroit								
22	Jerel McNeal *	G	So.	6-3	185	29.8	14.7	4.7	4.2
	Set career high with 10 assists against Seton Hall; also scored team high 22 points against SHU								
23	Wesley Matthews *	G	So.	6-5	200	31.9	12.6	5.3	2.3
	Scored 22 points against Seton Hall; has 22 free throw attempts in last two games								
32	Lazar Hayward *	F	Fr.	6-6	215	14.5	6.1	3.4	0.1
	Has five starts on the season, including five of the last six								
40	Mike Kinsella	C	Sr.	7-0	245	3.0	0.3	1.1	0.0
	Scored first points of the season on a put-back against Louisville								
41	Ousmane Barro *	F	Jr.	6-10	235	27.1	8.8	6.8	0.3
	Recorded fourth double-double of the season, scoring 14 points with 11 boards against Louisville								
42	Tommy Brice	G	Jr.	5-11	174	0.8	0.0	0.0	0.0
	Walk-on that saw first action of season against Detroit								
45	Craig Kuphall	G	Sr.	6-2	185	2.5	0.4	0.4	0.2
	Played five minutes off the bench, including a second-half starting spot, against Savannah State								
51	Jamil Lott	F	Sr.	6-7	225	12.3	2.7	2.2	0.2
	Returned to the starting lineup after a three game absence in win over Oakland								

2006-07 Marquette Numerical Roster

No.	Name	Pos.	Ht.	Wt.	Yr.	Hometown (High School/Last College)/
1	Dominic James	G	5-11	175	So.	Richmond, Ind. (Richmond)
2	Maurice Acker	G	5-8	165	So.	Hazelcrest, Ill. (Hillcrest/Ball State)
5	Dan Fitzgerald	F	6-9	205	Jr.	St. Paul, Minn. (St. Thomas Academy/Tulane)
10	David Cubillan	G	6-0	170	Fr.	Maracaibo, Venezuela (St. Benedict's (N.J.))
12	Dwight Burke	F	6-8	245	So.	Brooklyn, N.Y. (St. Benedict's Prep (N.J.))
21	Lawrence Blackledge	F	6-8	185	Jr.	Carbondale, Ill. (Carbondale/Southwestern Ill.)
22	Jerel McNeal	G	6-3	195	So.	Chicago, Ill. (Hillcrest)
23	Wesley Matthews	G	6-5	215	So.	Madison, Wis. (Memorial)
32	Lazar Hayward	F	6-6	215	Fr.	Buffalo, N.Y. (Notre Dame Prep (Mass.))
40	Mike Kinsella	C	7-0	250	Sr.	Rochester, Minn. (John Marshall/Rice)
41	Ousmane Barro	F	6-10	245	Jr.	Dakar, Senegal (Chicago Julian)
42	Tommy Brice	G	5-11	174	Jr.	Bloomington, Ill. (Lake Park)
45	Craig Kuphall	G	6-2	185	Sr.	Menomonee Falls, Wis. (Wisconsin Lutheran)
51	Jamil Lott	F	6-7	225	Sr.	St. Paul, Minn. (Como Park/NDSCS)

Head Coach: Tom Crean

Assistant Coaches: Jason Rabedeaux, Jerry Sighting, Bennie Seltzer

Quick Facts

Location	Milwaukee, Wis., 53233
Founded	1881
Enrollment	10,500
Nickname	Golden Eagles
Colors	Blue <small>(PMS 281)</small> and Gold <small>(PMS 123)</small>
Arena	Bradley Center (19,500)
Affiliation	NCAA Division I
Conference	BIG EAST
President:	Rev. Robert A. Wild, S.J.
Interim Athletics Dir.:	Steve Cottingham
Ticket Office:	414-288-GOMU
University Website	www.marquette.edu
First Year of Basketball	1916-17
All-Time Record	1,343-853 (61.2)
NCAA Tourney Appearances	24
Last NCAA Appearance	2006
NIT Appearances/Last	15/2005
Last Postseason Result	NCAA, 2006 Loss to Alabama, 90-85
Men's Basketball Contact	Mike Broeker
Office Phone	414-288-5287
Home Phone	414-906-1607
E-Mail	mike.broeker@marquette.edu
Asst. Media Relations Dir.	Blain Fowler
Office Phone	414-288-6980
Cell Phone	414-737-1457
E-Mail	blain.fowler@marquette.edu
Asst. Media Relations Dir.	Amy Ufnowski
Office Phone	414-288-7419
E-Mail	amy.ufnowski@marquette.edu
Media Relations Assistant:	Matt Devine
Office Phone	414-288-7447
E-Mail	matt.devine@marquette.edu
Media Relations Fax	414-288-6519
Bradley Center Press Row	414-227-0580
Athletics Website	www.gomarquette.com
Delivery Address	Al McGuire Center 770 N. 12th Street Milwaukee, WI, 53233-2203

Pronunciation Guide

Ousmane Barro — ooze-mahn bare-oh
 David Cubillan — dah-veed coo-bee-yahn
 Lazar Hayward — luh-zahr
 Mike Kinsella — ken-cell-ah
 Craig Kuphall — coo-fall
 Jamil Lott — ja-meal
 Jerel McNeal — juh-rell
 Jason Rabedeaux — rab-a-doo
 Jerry Sighting — see-sting

2006-07 Marquette Alphabetical Roster

No.	Name	Pos.	Ht.	Wt.	Yr.	Hometown/
1	Dominic James	G	5-11	175	So.	Richmond, Ind.
2	Maurice Acker	G	5-8	165	So.	Hazelcrest, Ill.
5	Dan Fitzgerald	F	6-9	205	Jr.	St. Paul, Minn.
10	David Cubillan	G	6-0	170	Fr.	Maracaibo, Venezuela
12	Dwight Burke	F	6-8	245	So.	Brooklyn, N.Y.
21	Lawrence Blackledge	F	6-8	185	Jr.	Carbondale, Ill.
22	Jerel McNeal	G	6-3	195	So.	Chicago, Ill.
23	Wesley Matthews	G	6-5	215	So.	Madison, Wis.
32	Lazar Hayward	F	6-6	215	Fr.	Buffalo, N.Y.
40	Mike Kinsella	C	7-0	250	Sr.	Rochester, Minn.
41	Ousmane Barro	F	6-10	245	Jr.	Dakar, Senegal
42	Tommy Brice	G	5-11	174	Jr.	Bloomington, Ill.
45	Craig Kuphall	G	6-2	185	Sr.	Menomonee Falls, Wis.
51	Jamil Lott	F	6-7	225	Sr.	St. Paul, Minn.

Marquette Basketball Staff

Head Coach	Tom Crean (Central Michigan, '89)
Assistant Coaches	Jason Rabedeaux (Calif.-Davis, '88) Jerry Sighting (Purdue, '79) Bennie Seltzer (Wash. State, '93)
Dir. of Basketball Operations	Todd Townsend (Marquette, '05)
Coordinator of Video Operations	Derek Deprey (Wis. Lutheran, '02)
Head Trainer	Jayd Grossman (Wis.-La Crosse, '92)
Strength and Conditioning Coach	Todd Smith (Miami (Ohio), '95)

Notes from the Seton Hall Game

- Marquette won five-straight BIG EAST games. It is the longest conference-game winning streak since the 2002-03 season when it won nine in a row followed by five in a row later in the year. The winning streak is also the longest by any team in the BIG EAST this year. Last year, there were three streaks that were longer. Villanova won 10 league games in a row, Connecticut won nine straight BIG EAST games and Georgetown won six in a row. Pittsburgh won five straight this season.
- Marquette scored 70 or more points for the fifth-straight game and 13th time this season. It is 13-0 when scoring 70 or more points. MU is scoring 78.8 points per game on its current win streak.
- MU shot 57.9 percent from the field. It is 9-0 when shooting 50.0 percent or better from the field. It marked the third time in the last four games that Marquette shot 50.0 percent or better. On its five game win streak, MU has shot 48.7 percent (134-for-275).
- Marquette tallied 38 fast-break points, the most this season.
- Marquette tallied 56 points in the paint, the most this season. It was the second time this season MU had scored 50 or more points in the paint. It is 2-0 when doing so. With 56 points in the paint and 18 points from the line, MU scored 83 percent of its points at the free throw line or in the paint.
- MU had 11 turnovers against Seton Hall. It was the third time this season MU has recorded 11 or fewer turnovers in a game. MU is 3-0 in those games.
- Marquette had four players in double figures for the fourth-straight game and 11th time this season. It was the sixth time this season and seventh time ever the foursome of Jerel McNeal (22), Wesley Matthews (22), Ousmane Barro (13) and Dominic James has all scored 10 or more points. MU is 6-0 this season when the foursome has scored in double figures.
- McNeal recorded his first double-double of the season (22 points, 10 assists) and second of his career.
- McNeal set a career high with 10 assists. The 10 assists is the most in a single game by any active MU player during their career.
- McNeal's 10 assists marks the first time a Marquette player has recorded 10 or more assists in a game since Travis Diener recorded 11 against Louisville, Feb. 17, 2005.
- McNeal's is only one of four player this season in Division I to record at least 22 points, have at least 10 assists and have at least seven rebounds. He is the only player this season to reach those figures with at least four steals.
- Matthews tied a career high with 22 points. He also tied a season high with four steals and played a career best 38 minutes.
- It is the second time this season that Marquette has had two players score 20 or more points in

the same game.

- It is the third time this season and fourth time of Matthew's career he has scored more than 20 points in a game.
- It is the second time this season and in McNeal's career he has scored 20 or more points in a game.
- With four steals, McNeal moved into sole possession of seventh for steals in a season with 66.
- Matthews has made 20 of is last 23 free throw attempts (87.0 percent). After missing his first free throw against Pittsburgh, he went on to make his next 10 straight. He hit his first six against Seton Hall, a total of 16 consecutive free throws.
- Barro tallied 10 or more points for the seventh time this season. MU is 7-0 when he scores 10 or more points.

James Named Player of the Week

Sophomore guard Dominic James received BIG EAST Conference Men's Basketball weekly honors on Monday, January 15 and Monday, January 22.

James averaged 19.0 points, 5.0 assists, 4.5 rebounds and 4.0 steals while leading Marquette to a pair of league wins over ranked opponents. In a 73-69 victory at No. 24/22 Connecticut, James had 17 points, four assists and three steals. The win ended UConn's 31-game home winning streak. James, a native of Richmond, Ind., followed that performance with 21 points, six assists and five steals in an 81-63 triumph over No. 21/21 West Virginia.

He followed that up with a 23-point effort against no. 6 Pittsburgh in which he sank crucial free throws in overtime to give MU a pivotal road victory. The selections mark the third time in his career that he has been named BIG EAST player of the week.

Amongst The Best in Thievery

Sophomore Jerel McNeal has been adept at coming up steals in 2006-07. Twice, he has recorded six steals in a game and he had a season-best seven against North Dakota State. With 66 steals on the season, he is second in NCAA Division I in total steals trailing Virginia Military's Travis Holmes. He has led Marquette to a season total of 226 steals, the third best total in the nation.

Through 22 games, McNeal is averaging 3.1 steals per game. Over the course of the season, that would put his total at the end of the 31-game regular season at 94, breaking the Marquette school record of 89, set by Michael Wilson in 1980-81. His current total of 66 is seventh in single season steals at MU.

Cubillan Hits Career High

Freshman David Cubillan scored a career high 14 points in the win over West Virginia, hitting four

2006-07 Men's Basketball National Polls

Associated Press Top 25

Rank	School (First Place Votes)	Record	Points	Last
1.	Florida (42)	17-2	1,759	1
2.	Wisconsin (22)	19-1	1,720	2
3.	UCLA (6)	17-1	1,679	3
4.	North Carolina (2)	17-2	1,597	4
5.	Ohio State	16-3	1,470	7
6.	Texas A&M	16-2	1,438	8
7.	Oregon	18-1	1,387	9
8.	Kansas	16-3	1,248	5
9.	Pittsburgh	17-3	1,203	6
10.	Duke	16-3	1,091	14
11.	Memphis	15-3	954	17
12.	Alabama	15-3	937	10
13.	Oklahoma State	16-3	867	12
14.	Butler	17-2	856	18
15.	Marquette	17-4	726	24
16.	Air Force	18-2	676	13
17.	Arizona	13-5	545	11
18.	Nevada	17-2	534	15
19.	Clemson	18-2	507	19
20.	Washington State	16-3	418	NR
21.	LSU	13-5	392	16
22.	Notre Dame	16-3	304	20
23.	Indiana	14-4	210	NR
24.	Virginia Tech	14-5	177	23
25.	USC	15-5	149	NR

Also receiving votes: Tennessee 118, Kentucky 83, Texas 69, Northern Iowa 46, Villanova 46, Texas Tech 36, Georgetown 28, Virginia Commonwealth 23, Michigan State 22, Vanderbilt 18, Southern Illinois 8, Stanford 8, Georgia Tech 7, Maryland 7, Boston College 6, UNLV 6, New Mexico State 6, Syracuse 5, Arkansas 3, George Washington 3, Akron 2, Connecticut 2, Florida State 2, Michigan 2.

as of January 22, 2007

USA Today/ESPN Top 25

Rank	School (First Place Votes)	Record	Points	Last
1.	Florida (23)	17-2	763	1
2.	UCLA (6)	17-1	739	2
3.	Wisconsin (2)	19-1	714	3
4.	North Carolina	17-2	691	4
5.	Ohio State	16-3	632	7
6.	Texas A&M	16-2	620	8
7.	Oregon	18-1	580	10
8.	Kansas	16-3	531	5
9.	Pittsburgh	17-3	522	6
10.	Duke	16-3	416	17
11.	Butler	17-2	407	15
12.	Alabama	15-3	397	9
13.	Air Force	18-2	395	11
14.	Memphis	15-3	360	18
15.	Nevada	17-2	332	13
16.	Oklahoma State	16-3	301	14
17.	Clemson	18-2	295	16
18.	Washington State	16-3	281	21
19.	Arizona	13-5	224	12
20.	Marquette	17-4	185	NR
21.	Notre Dame	16-3	163	20
22.	LSU	13-5	90	19
23.	Virginia Tech	14-5	71	25
24.	Indiana	14-4	70	NR
25.	Kentucky	15-4	52	NR

Also receiving votes: USC 48, Villanova 30, Tennessee 23, UNLV 20, Northern Iowa 19, Texas 15, Michigan State 13, Virginia Commonwealth 13, Southern Illinois 10, Georgia Tech 8, Vanderbilt 7, Maryland 6, Boston College 5, Connecticut 5, Georgetown 5, West Virginia 5, Winthrop 4, Stanford 3, New Mexico State 3, George Washington 1, Colorado State 1.

as of January 22, 2007

2006-07 BIG EAST Standings

	BIG EAST		Overall	
Pittsburgh	6-1	85.7	18-3	85.7
Marquette	5-2	71.4	18-4	81.8
Syracuse	4-2	66.7	15-5	75.0
Georgetown	4-2	66.7	14-5	73.7
Louisville	4-2	66.7	14-6	70.0
Notre Dame	4-3	57.1	16-4	80.0
West Virginia	4-3	57.1	15-4	78.9
Villanova	3-3	50.0	14-5	73.7
Providence	3-3	50.0	13-6	68.4
Seton Hall	3-4	42.9	11-8	57.9
St. John's	3-4	42.9	12-8	60.0
DePaul	3-4	42.9	12-9	57.1
Connecticut	2-4	33.3	13-6	68.4
USF	2-5	28.6	11-10	52.4
Cincinnati	1-4	20.0	10-9	52.6
Rutgers	1-6	14.3	8-12	40.0

as of January 25, 2007

This Week in the BIG EAST

Day	Date	Game
Sun.	Jan. 21	Notre Dame 82, USF 58 St. John's 64, Syracuse 60 Marquette 77, Pittsburgh 74
Mon.	Jan. 22	Louisville 68, Connecticut 54
Tues.	Jan. 23	St. John's 71, Notre Dame 68 Villanova 82, Providence 73
Wed.	Jan. 24	USF 62, Rutgers 40 Georgetown 66, DePaul 52 Marquette 89, Seton Hall 76 Pittsburgh 67, Cincinnati 51 West Virginia 77, Marshall 63
Sat.	Jan. 27	Providence at Connecticut Cincinnati at Georgetown Seton Hall at Rutgers Villanova at Notre Dame St. John's at Pittsburgh Syracuse at Louisville



three pointers, a season high for an MU individual.

Fitzgerald Does the Same

Junior Dan Fitzgerald scored a career high 14 points in the win over Pittsburgh, hitting four three pointers, tying David Cubillan and Dominic James (who also had four three against Pitt) for a season high for an MU individual.

Matthews Strings Best Three Games Together

Sophomore Wesley Matthews followed up a 22 point career best game against Savannah State with a team-high 14 against Providence. The combination of 36 points was the best back-to-back performance in Matthews' career. He also had 14 against Syracuse, giving him a career-high three-game span of 50 points.

Matthews has since bettered his three game stretch scoring a total of 53 points against Louisville (17), Pittsburgh (14) and Seton Hall (22). The Pittsburgh and Seton Hall performances tied his best two-game stretch. Matthews has MU's longest current streak of 10+ point games at eight.

McNeal Misses Action

For the first time in his career, Jerel McNeal missed a game. He didn't play in MU's January 4 loss at Providence. He suffered an injury in a collision in practice on January 1. He returned to action after a one game absence, scoring 16 points against Syracuse on January 7.

Freshman Earn First Career Starts

Freshman David Cubillan found his way into the starting lineup against Providence, marking his first career start. He played a career-high 30 minutes.

The next game, Lazar Hayward appeared in the starting five against Syracuse. He played 18 minutes and had seven points.

On The Run

Marquette has made a habit of going on scoring runs in 2006-07. Four times this year, Marquette has had runs of 14-0. Marquette has had runs of 10-0 or more 17 times this season. Four times this year, MU has had multiple runs in one game. Marquette had runs of 10 and 14 against Detroit, 11 and 14 against Eastern Michigan and 11 and 14 against Northwestern State. MU has had at least a 10-point run each of the last four games.

McNeal was Mr. Everything Against Seton Hall

Jerel McNeal scored 22 points, had 10 assists and seven boards against Seton Hall. The points and assists tied career highs. McNeal was the fourth player in Division I to have 22 points, 10 assists and seven rebounds in a game this season. He was the only player to do all that in a game and get four steals. Last season, just one player, Keydren Clark, had those numbers or better in a game.

Since the 1996-97 season, 12 players have done so (Clark, St. Peters; Terrance Thomas, Baylor; Blake Stepp, Gonzaga; Garrett Richardson, Tennessee State; Chuck Eldson, South Carolina; Antawn Dobie, Long Island; Luke Walton, Arizona; Craig Claxton, Hofstra; Charles Jones, Long Island; Richard Brown, Nevada).

20 x 2

Sophomores Wesley Matthews and Dominic James combined for 44 of Marquette's 69 points in a win over Savannah State. Each player combined for 22 points, marking the the first time in the season that MU had two players score 20 or more in a game. It was the first time since a 62-47 win against DePaul on Jan 17, 2004 that Marquette has had two players score 20 or more in a game, a span of 29 games. McNeal and Matthews again scored 22 points each in an 89-76 win over Seton Hall marking twice in an eight game span that they each scored 20 or more in a game.

In a Class by Himself

Sophomore Jerel McNeal is the consummate all-around player. He only one of two players in country to average at least 14.0 points per game, 4.0 rebounds per game, 3.5 assists per game and 3.0 steals per game. Robert Morris' Tony Lee also has reached those totals this season.

Since the 1996-97 season, only six players have finished the year at 14.0 points per game, 4.0 rebounds per game, 3.5 assists per game and 3.5 steals per game: Louis Ford (Howard, 2004-5), Obie Trotter (Alabama A&M, 2004-05), Mire Chatman (Texas-Pan American, 2001-02), Senecca Wall (Sam Houston State, 2000-01), Desmond Cambridge (Alabama A&M (2000-01) and Shawnta Rogers (George Washington 1998-99). McNeal has been in that category for several stretches during the year (Source Stats, Inc.).

Fitzgerald Jumps into Starting Five

For the first time in 2006-07 and the third time at Marquette, junior forward Dan Fitzgerald found his way into the starting lineup in the December 5 game against Delaware State. Fitzgerald had his best outing of the season, scoring a season high 13 points and grabbing a season best seven boards in the win. Fitzgerald was in the starting lineup for three games before returning to his role as a bench player. In all, Fitzgerald has started six times this season. MU is 5-1 when he starts.

20 Point Options

With 25 points against Morgan State, Jerel McNeal set a career best scoring mark. He also became the fourth different MU player to score 20 or more in a game this season, joining Dominic James, Ousmane Barro and Wesley Matthews.

Mr. Consistency

Sophomore Jerel McNeal is one of Marquette's most

consistent scoring options. McNeal scored 16, 16, 15 and 17 in a stretch from Delaware State to Morgan State. His double figure scoring streak ended at 10 games, a season long for an MU player, after a six-point outing against Savannah State.

James and the 20 Mark

Sophomore Dominic James hit or topped the 20-point mark in back-to-back games putting up 25 against Duke and 22 against Valparaiso in successive contests. He was one point shy of making it three in a row, scoring 19 against Northwestern State. He has a total of seven 20 point games this season (including two of the last three) and 12 in his career.

Barro Collects Fourth Double Double

Junior Ousmane Barro recorded Marquette's first double double of the season, a 10-point, 13-rebound effort against Valparaiso. The 13 rebounds were a career best. He followed that up with a 21-point, 13-rebound night against Northwestern State. The 21 points marked a career high while the 13 boards tied a career mark. Barro has his total up to three double doubles after a 17-point, 13-rebound effort against Connecticut. Barro has his total up to three double doubles after a 17-point, 13-rebound effort against Connecticut. He grabbed his fourth double double with 14 points and 11 boards in the win over Louisville.

James Down the Stretch

Sophomore Dominic James has been a scoring machine late in games for Marquette. He scored the Golden Eagles' final 18 points, including a three-point field goal with 3.4 seconds to play, in the 65-62 win over Valparaiso. He averages 3.6 of MU's 12.0 points per game in the final five minutes of games.

Cubillan Heats Up From Three

Freshman David Cubillan is MU's leader in three point percentage and is in the top 10 in the BIG EAST rankings. He used his sharp shooting to record 10 points against Detroit. He followed that up with 10 against Eastern Michigan and bettered that with a collegiate best 11 against Texas Tech. He set a career high with four three pointers and 14 points against West Virginia. He is Marquette's leading three-point shooter at 44.8 percent.

Hayward Gets Collegiate High

Freshman Lazar Hayward made a big splash in the final game of the CBE Classic Milwaukee Region with a career best 14 points against Detroit. He followed that up with 13 against Eastern Michigan. Against Eastern Michigan, he grabbed eight boards and tied that mark with eight against Wisconsin.

Matthews Joins 20 Point Club

Sophomore Wesley Matthews poured in 20 points

in a CBE Classic semifinal round win over Texas Tech. At the time, he became the second Golden Eagle to score 20 in a game this season, joining Dominic James. He scored 22 points, a career high, in a win over Savannah State to close out non-conference play this year and also scored 22 against Seton Hall. Ousmane Barro and Jerel McNeal also have 20 points in a game this year.

Crean Locks Up 150

Head coach Tom Crean earned his 150th career win with a defeat of Delaware State on December 5 — all of which have come at Marquette. In his eighth season, Crean joined Bill Chandler (193) and Al McGuire (295) as the only coaches at MU with 150 wins at the school. Crean had 150 wins in 227 career games. McGuire got to 150 wins in 204 career games. Chandler hit the mark in 270 games.

MU Beats Two Top 10 Teams in One Season

With wins over no. 9/8 Duke in the CBE Classic title game and no. 6/6 Pittsburgh, Marquette improved to 8-9 against top 10 teams in the Tom Crean era. Marquette is 4-1 against nationally ranked teams this season. It is the second time in as many years and third time in the Tom Crean era that MU has won games against two top 10 teams in the same season.

Marquette Topples Ranked Teams Consecutively

By defeating no. 24 Connecticut and no. 22 West Virginia in consecutive games, Marquette downed nationally ranked teams in consecutive games for

the second time in as many years. Last season, Marquette defeated no. 17 Georgetown and no. 18 Pittsburgh late in the season in consecutive games. It is the third time in the Tom Crean era that Marquette has done that feat. MU defeated four consecutive ranked teams — no. 24 Missouri, no. 4 Pittsburgh and no. 1 Kentucky — in its Final Four run in 2003.

Matthews Named to BIG EAST Weekly Honor Roll

Marquette men's basketball sophomore Wesley Matthews has been named to the BIG EAST Weekly Honor Roll for the week of Jan. 2 as announced today by the conference office.

Against Savannah State, Dec. 30, Matthews scored a career-high 22 points, going 7-for-8 from the field and 6-for-10 from the free throw line. The guard also set a career mark with two blocks and matched a season high with nine rebounds. It was MU's fourth honor roll or player of the week selection of the season.

MU Returns to Both Polls

After a one-week absence from the ESPN/USA Today national rankings, Marquette is back in at no. 20. The

Rankings	National
Preseason	16/17
Nov. 13	16/17
Nov. 20	13/17
Nov. 27	8/9
Dec. 3	17/20
Dec. 11	20/22
Dec. 18	19/21
Dec. 25	18/22
Jan. 1	15/21
Jan. 8	ARV/ARV
Jan. 15	24/ARV
Jan. 22	15/20

AP/USA Today-ESPN

MU Starting Line-Ups, Points and % of Offense

Opponent	MU Starting Line-Up	Line-Up Record	Points	% of Offense	W/L
Hillsdale	Barro, Lott, James, McNeal, Matthews	1-0	57	75.0	W
Idaho State	Barro, Lott, James, McNeal, Matthews	2-0	50	84.7	W
Detroit	Barro, Lott, James, McNeal, Matthews	3-0	53	60.9	W
Eastern Mich.	Barro, Lott, James, McNeal, Matthews	4-0	49	51.6	W
vs Texas Tech	Barro, Lott, James, McNeal, Matthews	5-0	62	71.2	W
vs Duke	Barro, Lott, James, McNeal, Matthews	6-0	58	79.5	W
at Valparaiso	Barro, Lott, James, McNeal, Matthews	7-0	53	81.5	W
Northwestern State	Barro, Lott, James, McNeal, Matthews	8-0	59	71.1	W
North Dakota State	Barro, Lott, James, McNeal, Matthews	8-1	40	66.7	L
Delaware State	Barro, Fitzgerald, James, McNeal, Matthews	1-0	62	95.4	W
Wisconsin	Barro, Fitzgerald, James, McNeal, Matthews	1-1	51	77.3	L
Md.-Baltimore Co.	Barro, Fitzgerald, James, McNeal, Matthews	2-1	48	70.6	W
Oakland	Barro, Lott, James, McNeal, Matthews	9-1	60	75.0	W
Morgan State	Barro, Fitzgerald, James, McNeal, Matthews	3-1	59	76.7	W
Savannah State	Barro, Fitzgerald, James, McNeal, Matthews	4-1	65	94.2	W
at Providence	Barro, Lott, James, Cubillan, Matthews	0-1	39	66.1	L
Syracuse	Barro, Hayward, James, McNeal, Matthews	0-1	50	86.2	L
at Connecticut	Barro, Hayward, James, McNeal, Matthews	1-1	65	89.0	W
West Virginia	Barro, Hayward, James, McNeal, Matthews	2-1	58	71.6	W
at Louisville	Barro, Fitzgerald, James, McNeal, Matthews	5-1	70	94.6	W
at Pittsburgh	Barro, Hayward, James, McNeal, Matthews	3-1	61	79.2	W
Seton Hall	Barro, Hayward, James, McNeal, Matthews	4-1	75	84.3	W
at USF					
Providence					
Rutgers					
at Georgetown					
at DePaul					
Louisville					
Villanova					
at Notre Dame					
Pittsburgh					

Double Figure Points Combinations

Two Player Combinations	2006-07	Career
Barro, Fitzgerald	1-0	4-0
Barro, James	7-0	10-1
Barro, Matthews	7-0	9-1
Barro, McNeal	6-0	8-1
Cubillan, Fitzgerald	2-0	2-0
Cubillan, Hayward	2-0	2-0
Cubillan, James	4-0	4-0
Cubillan, Matthews	4-0	4-0
Cubillan, McNeal	2-0	2-0
Fitzgerald, Hayward	1-0	1-0
Fitzgerald, James	4-0	8-0
Fitzgerald, Matthews	4-0	6-0
Fitzgerald, McNeal	3-0	5-0
Hayward, James	3-2	3-2
Hayward, Matthews	2-1	2-1
Hayward, McNeal	1-1	1-1
James, Lott	1-0	1-0
James, Matthews	13-1	19-6
James, McNeal	13-1	24-7
Lott, McNeal	1-0	1-0
Matthews, McNeal	9-1	12-4

Three Player Combinations	2006-07	Career
Barro, Fitzgerald, James	1-0	3-0
Barro, Fitzgerald, Matthews	1-0	3-0
Barro, Fitzgerald, McNeal	—	1-0
Barro, James, Matthews	7-0	9-1
Barro, James, McNeal	6-0	7-1
Barro, Matthews, McNeal	5-0	5-0
Cubillan, Fitzgerald, Hayward	1-0	1-0
Cubillan, Fitzgerald, James	1-0	1-0
Cubillan, Fitzgerald, Matthews	1-0	1-0
Cubillan, Hayward, James	2-0	2-0
Cubillan Hayward, Matthews	2-0	2-0
Cubillan, James, Matthews	3-0	3-0
Cubillan, James, McNeal	2-0	2-0
Cubillan, Matthews, McNeal	2-0	2-0
Fitzgerald, Hayward, James	1-0	1-0
Fitzgerald, Hayward, Matthews	1-0	1-0
Fitzgerald, James, Matthews	4-0	4-0
Fitzgerald, James, McNeal	2-0	3-0
Fitzgerald, Matthews, McNeal	1-0	3-0
Hayward, James, Matthews	2-1	2-1
Hayward, James, McNeal	1-1	1-1
James, Lott, McNeal	1-0	1-0
James, Matthews, McNeal	9-0	10-2

Four Player Combinations	2006-07	Career
Barro, Fitzgerald, James, Matthews	1-0	2-0
Barro, Fitzgerald, Matthews, McNeal	—	1-0
Barro, James, Matthews, McNeal	6-0	6-1
Cubillan, Fitzgerald, Hayward, James	1-0	1-0
Cubillan, Fitzgerald, James, Matthews	2-0	2-0
Cubillan, Fitzgerald, James, McNeal	1-0	1-0
Cubillan, Fitzgerald, Matthews, McNeal	1-0	1-0
Cubillan, Hayward, James, Matthews	1-0	1-0
Cubillan, James, Matthews, McNeal	2-0	2-0
Fitzgerald, Hayward, James, Matthews	1-0	1-0
Fitzgerald, James, Matthews, McNeal	1-0	1-0

Five Player Combinations	2006-07	Career
Cubillan, Fitzgerald, Hayward, James, Matthews	1-0	1-0

Golden Eagles reached a three-week high in the Associated Press poll, climbing nine spots to no 15.

Marquette was ranked as high as no. 8 in the AP poll on November 27 after starting 8-0. The Golden Eagles were ranked as high as no. 9 in the coaches' poll earlier in the year.

James Named to Naismith Award Preseason List

Sophomore guard Dominic James was named one of the 50 players on the Naismith Trophy Men's Preseason Candidates list. The Naismith Trophy is the most prestigious national award presented annually to the men's and women's players of the year.

The Top 50 list was compiled by the Atlanta Tipoff Club's Board of Selectors, comprised of leading basketball journalists, coaches and administrators from around the country. The board based its preseason criteria on player performances from last season and expectations for the 2006-07 season.

James Named to 2006-07 John R. Wooden Award Preseason Top 50

Sophomore point guard Dominic James has been named to the 2006-07 John R. Wooden Award Preseason Top 50, the award committee announced. The list is composed of 50 student athletes who, based on last year's individual performance and team records, are the early front runners for college basketball's most coveted trophy.

James, the BIG EAST Rookie of the Year in 2005-06 and a unanimous choice for the Preseason All-BIG EAST team, is Marquette's leading returning scorer with 15.3 points per game a year ago. He led the team in assists in 2005-06 at 5.4 assists per game and he is the team's top returning rebounder at 4.5 per game. James was one of seven freshman a season ago to average at least 11.0 points, 2.5 assists and 4.0 rebounds per game. This is the fifth consecutive season Marquette has been represented on the Wooden Award preseason list. Dwyane Wade was a selection in 2002-03, Travis Diener was on the list in both 2003-04 and 2004-05, and last season, Steve Novak was on the 2005-06 preseason list.

James Named Preseason All-BIG EAST

Sophomore Dominic James was a unanimous choice for a preseason all-conference selection. James, one of four unanimous picks to the preseason team, was the BIG EAST Rookie of the Year in 2005-06. He averaged 15.3 points in all games and was even more productive in league play, averaging 16.4 points. James is the league's top returning scorer. The 5-11 guard also averaged 5.4 assists and 4.5 rebounds.

Golden Eagles Picked Fourth in Preseason Poll

Marquette was picked fourth in the BIG EAST men's basketball preseason poll, voted on by the league's head coaches. Last season, the Golden Eagles were the most successful of the five new league teams last year. The Golden Eagles compiled an overall record of 20-11 and were 10-6 in the BIG EAST. Marquette received one first place vote and was just one point behind Syracuse for third in the poll. Pittsburgh, Georgetown and Syracuse were listed ahead of Marquette on the coaches' list.

James Named to Rivals.com 2006-07 Preseason All-America First Team

Sophomore Dominic James was named to the Rivals.com Preseason All-America First Team, as voted on by college basketball writers and staff of Rivals.com.

James, the BIG EAST Rookie of the Year in 2005-06 and a unanimous choice for the Preseason All-BIG EAST team, is Marquette's leading returning scorer with 15.3 points per game a year ago. He led the team in assists in 2005-06 at 5.4 assists per game and he is the team's top returning rebounder at 4.5 per game. James was one of seven freshmen a season ago to average at least 11.0 points, 2.5 assists and 4.0 rebounds per game.

The 5-foot-11 point guard is the lone BIG EAST student-athlete represented between the three teams.

James Named Collegehoops.net Preseason All-American

Sophomore Dominic James was named to the Collegehoops.net Preseason All-American First Team. The Collegehoops.net All-American Teams were selected by writers and staff of the web site.

James Named to Naismith Preseason List

Sophomore guard Dominic James was named one of the 50 players on the Naismith Trophy Men's Preseason Candidates list. The Naismith Trophy is the most prestigious national award presented annually to the men's and women's players of the year.

The Top 50 list was compiled by the Atlanta Tipoff Club's Board of Selectors, comprised of leading basketball journalists, coaches and administrators from around the country. The board based its preseason criteria on player performances from last season and expectations for the 2006-07 season.

Marquette Backcourt Named Fourth Best

The backcourt of sophomore guards Dominic James, Jerel McNeal and Wesley Matthews was named the fourth best in the country by SI.com

writer Luke Winn.

Luke Winn's Top 10 Backcourts were ranked by writers and staff of SI.com based on strength, noting that in many cases, the three position was considered part of the backcourt. The top 10 include Kansas, North Carolina, UCLA, Marquette, Arizona, Memphis, Hofstra, Creighton, Southern Illinois and Virginia.

Three Returning Starters

The Golden Eagles return three starters from last year's squad. Sophomore Dominic James is the team's leading returning scorer, rebounder and assist maker at 15.3, 4.5 and 5.4 respectively. He started all 31 games last year. Sophomore Jerel McNeal also returns. He added 11.1 points and 4.5 boards in 31 starts. Junior Ousmane Barro rounds out the returning starters. A starter in 14 games, he was the team's leading field goal shooter at 64.4 percent. Sophomore Wesley Matthews also started 14 games last season, but he came off the bench at season's end as he returned from an eight-game absence due to injury.

Two Coaches Added to Roster

Veteran NBA coach Jerry Sichting and longtime college coach Bennie Seltzer were added to the Marquette coaching staff. Sichting joins the Golden Eagles after spending 10 years with the Minnesota Timberwolves organization, including the last nine as an assistant coach. Sichting served as the Timberwolves director of scouting and player development prior to moving to the bench.

Seltzer spent the previous nine seasons as a member of Kelvin Sampson's staff at Oklahoma. During his time in Norman, the Sooners averaged 25 wins per season and earned NCAA Tournament berths eight times, reaching the Sweet 16 in 1999, the Final Four in 2002 and the Elite Eight in 2003. Seltzer, who flourishes in the role of player development, was selected as one of four court coaches for USA Basketball national team trials in July 2004.

Home Court Advantage

Marquette won at least 14 games at home for the fifth straight season last year. The Golden Eagles are 87-14 (86.1 percent) at home since 2001. Marquette drew 223,983 for its 16 home games (13,999 average), the sixth straight season that the program has averaged more than 10,000 fans per game. The program has drawn 1.7 million spectators during Tom Crean's eight seasons as head coach, making the Bradley Center one of the nation's toughest venues for opposing teams.

Since 2002, Marquette has averaged 14,075 fans, the third best among BIG EAST Schools.

Attendance Since 1999

Year	Games	Total	Average
1999-2000	14	159,528	9,971
2000-01	15	170,397	11,360
2001-02	15	191,650	12,777
2002-03	16	248,851	15,553
2003-04	18	275,241	15,291
2004-05	21	251,274	11,965
2005-06	16	223,983	13,999
2006-07	15	214,895	14,326
Total	130	1,748,819	13,452

Post Season Play

Marquette's post season appearance in 2006 was the program's 39th all-time, ninth-most in Division I. It was the school's 24th appearance in the NCAA Tournament. MU's all-time record in NCAA Tourney games stands at 32-25 (56.1). Tom Crean led the Golden Eagles to the post season for the fifth consecutive year, and sixth time in his seven years as head coach. MU participated in a national post season tournament in 11 of the last 13 years.

20 Wins Again

For the third time in head coach Tom Crean's seven year career, he guided Marquette to a 20 win season. The last time Marquette won at least 20 games was in the 2002-03 season when it won 27 games en route to a national semifinal appearance. In all, Marquette has met or topped the 20 win mark in 28 seasons.

Youth Will Be Served

Only two Marquette players on the roster have at least two seasons in a Golden Eagle uniform. Senior Mike Kinsella has played at Marquette each of the last two years as has junior Ousmane Barro. Kinsella has played in 30 career games while Barro has seen action in 58. Combined Barro and Kinsella have played in 88 of the 248 total games played by the current Marquette roster. The entire returning roster has an average of 31 games played.

Point Guard U

Sophomore point guard Dominic James continues a successful line of point guards at Marquette. The previous four points guards — Tony Miller ('92-'95; 8.3 ppg, 7.8 apg), Aaron Hutchins ('95-'98; 11.8 ppg, 4.5 apg), Cordell Henry ('99-'02; 11.2 ppg, 3.4 apg) and Travis Diener ('01-'05; 14.1 ppg, 5.1 apg) — combined to average 11.4 points and 5.2 rebounds over their careers. Last season, James scored 15.3 points and grabbed 4.5 rebounds per game.

Mbakwe, Christopherson, Saunders and Hazel Signed to National Letters of Intent

Head coach Tom Crean announced the signings of Scott Christopherson (Melrose, Wis.), Patrick Hazel (Jamaica, N.Y.), Trevor Mbakwe (Eagan, Minn.) and Damian Saunders (Waterbury, Conn.) to national letters of intent. The four student athletes will enroll at the university beginning in the fall of 2007.

"This class centered on building our frontline and adding ball handling and scoring in the backcourt through the addition of Scott," said Crean. "We are pleased with all four signees. We feel they've all been raised the right way and come from excellent programs."

Mbakwe, a 6-7, 225, power forward, plays at St. Bernard's in St. Paul, Minn. As a junior last season at Henry Sibley High School, Mbakwe averaged 24.0 points and 12.0 rebounds and was a first team All-Metro selection. He is regarded as the top class of 2007 prospect in the state of Minnesota and ranked no. 89 overall by Clark Francis of Hoopscoop.com.

Christopherson, a 6-3, 180, guard, plays at Aquinas High School in LaCrosse, Wis. He averaged 20.6 points, 3.2 rebounds and 2.5 assists in leading his team to a 20-3 record last season and twice has been named an Associated Press All-State selection. Christopherson is ranked no. 137 overall by Van Coleman of Hoopmasters.com.

Saunders, a 6-8, 205, forward, plays at Notre Dame Prep in Fitchburg, Mass. Last season as a senior at Crosby High School in Waterbury, Conn., Saunders averaged 22.5 points, 15.8 rebounds and eight blocked shots in helping Crosby to 23 victories and their third straight league title. Hoopscoop.com considers Saunders one of the top 25 fifth year players in the country and Tom Konchalski of the HSBI Report calls him a four-star addition.

Hazel, a 6-7, 215, forward, plays at Blair Academy in Blairstown, N.J. Hazel is the no. 56 fifth year prospect in the class of 2007 according to Francis. Hazel continues a long tradition of division I players from Blair Academy, most notably Charlie Villanueva of the Milwaukee Bucks and the Chicago Bulls' Luol Deng.

Head Coach Tom Crean

Entering his eighth season as the head men's basketball coach at Marquette University, Tom Crean has positioned the program among the elite in college basketball.

In his seven seasons, Marquette has averaged 20 wins a year, won a conference championship and made six postseason appearances, including the 2003 Final Four, the program's third appearance all-time and first since 1977.

Since 2001, Crean has directed the Golden Eagles to 101 victories, fifth most among BIG EAST schools, and five consecutive postseason appearances. He is a two-time recipient of the Ray Meyer Conference USA, NABC District XI and USBWA District V Coach of the Year awards, and in 2003 won the Coach Clair Bee Award as well as being named a finalist for the Naismith National Coach of the Year Award.

Crean's 65.0 winning percentage and 141 victories place him third in both categories all-time at MU.

National Recognition

Crean's revival of Marquette's storied basketball program has not gone unnoticed by the national pollsters as the Golden Eagles have spent 44 weeks in the rankings since November 2001. Prior to first appearing during Crean's tenure in the AP Top 25 on November 27, 2001, Marquette had been ranked for just 24 weeks the previous 15 seasons.

Marquette's consecutive year-end rankings in 2002 and 2003 were the first time for the program in a quarter century, and on March 4, 2003, the school earned its highest ranking since 1978 by reaching No. 8 in AP poll.

Player Development

Personally driven by an intense commitment to improve, Crean has structured a program at Marquette that focuses heavily on individual instruction and has allowed his players to stay ahead of the competition.

Through seven seasons, Golden Eagles players have earned 17 All-Conference selections and the program's first conference player of the year award, when Dwyane Wade won Conference USA's top honor in 2003. Wade also went on to become the first Marquette player since 1978 to be named an Associated Press First Team All-American and finalist for the John R. Wooden Award.

In 2005, Travis Diener joined Wade as players under Crean's mentoring who earned All-American and All-Conference honors, as well as going on to be selected in

the NBA Draft. Marquette basketball has been represented on national player of the year balloting in each of the last four seasons.

Fan Support & Exposure Crean's passion and commitment on the court has paid dividends off of it. The program has set total attendance records in each of the last three seasons, and since his arrival in 1999 has drawn over 1.5 million fans.

Students on the Milwaukee campus have flocked to the Bradley Center in record numbers, making it one of college basketball's best environments. Overall, attendance has increased 70-percent and the top seven crowds of all-time have occurred during Crean's tenure.

Marquette's elevated status nationally has made it a favorite of television. Crean's squad has had 66 games televised nationally on network or cable over the last three seasons.

Crean was named the 15th head coach in Marquette basketball history on March 30, 1999. Before arriving in Milwaukee, Crean served on the Michigan State basketball staff for four seasons, holding the position of associate head coach for the last two. During that time, the Spartans compiled an 88-41 record and made four consecutive postseason appearances, including a trip to the 1999 Final Four. Michigan State's recruiting coordinator; Crean was instrumental in bringing two-time Big Ten Player of the Year Mateen Cleaves and 2000 John R. Wooden Award finalist Morris Peterson to East Lansing.

Prior to his tenure at Michigan State, Crean spent the 1994-95 season as an assistant coach at Pittsburgh and served as the associate head coach at Western Kentucky from 1990 to 1994. Crean got his start in coaching on the Division I level in 1989-90, serving on Jud Heathcote's staff at Michigan State.

A native of Mount Pleasant, Michigan, Crean earned his bachelor's degree in parks and recreation with a minor in psychology from Central Michigan in 1989. While pursuing his degree, Crean coach basketball at Alma College and Mount Pleasant High School.

Tom and his wife, Joani, are the parents of Megan, 9, Riley, 5, and recent addition, daughter Ainsley.



Tom Crean's Career Record

Career: 159-80 (66.5)

Marquette: 159-80 (66.5)

Tom Crean's record vs. all opponents
2006-07 Opponents in Bold

Air Force	1-0	Memphis	1-4
Appalachian State	2-0	Minnesota	0-2
Ark.-Little Rock	1-0	Missouri	1-0
Ark.-Pine Bluff	1-0	Morgan State	1-0
Arizona	0-2	Morris Brown	1-0
Alabama	0-1	Nebraska	1-1
Baylor	0-1	North Carolina	0-1
Boise State	1-0	North Dakota State	0-1
Cal State-Northridge	1-0	Notre Dame	3-1
Canisius	1-0	Northern Michigan	1-0
Centenary	1-0	Northwestern State	1-0
Charlotte	4-6	Oakland	3-0
Chicago State	2-0	Oral Roberts	1-0
Cincinnati	5-7	Pittsburgh	3-1
Connecticut	2-0	Providence	1-1
Coppin State	3-0	Rice	1-0
Dayton	1-3	Rutgers	0-1
Detroit	1-0	Sacred Heart	1-0
DePaul	11-3	St. John's	2-0
Delaware State	3-0	Saint Louis	9-3
Duke	1-0	Sam Houston State	2-0
East Carolina	4-2	San Francisco	1-0
Eastern Illinois	1-0	Savannah State	2-0
Eastern Michigan	1-0	Seton Hall	2-0
Eastern Washington	1-0	South Alabama	0-1
Elon	1-0	South Carolina	1-0
Florida A&M	1-0	South Dakota State	2-0
Fordham	1-0	Southern Miss	3-2
Georgetown	1-1	Syracuse	0-1
Gonzaga	1-0	Tennessee	1-0
Grambling	2-0	TCU	2-4
Hampton	1-0	Texas-San Antonio	1-0
Hillsdale Coll.	1-0	Texas Southern	1-0
Holy Cross	1-0	Texas Tech	1-0
Houston	4-2	Toledo	1-0
Idaho State	1-0	Tulane	6-1
Illinois State	1-0	Tulsa	0-1
Indiana	1-0	UAB	3-4
Iowa State	0-1	USF	5-0
IPFW	1-0	Valparaiso	2-0
Kansas	0-1	Villanova	1-1
Kent State	1-0	West Virginia	1-1
Kentucky	1-0	Western Carolina	2-0
Lewis	1-0	Western Michigan	1-1
Louisville	8-7	Winthrop	0-1
Loyola (ILL.)	1-0	Wisconsin	2-6
Md.-Baltimore County	1-0	Wofford	1-0
Massachusetts	1-0	Xavier	1-2

Tom Crean's Year by Year Coaching Résumé

School	Year	Record	Conf.	Notes
As a Head Coach				
Marquette	2006-07	18-4	5-2	Won CBE Classic defeating Duke, Texas Tech
Marquette	2005-06	20-11	10-6	NCAA First Round; Great Alaska Shootout Title
Marquette	2004-05	19-12	7-9	NIT First Round
Marquette	2003-04	19-12	8-8	NIT Quarterfinals
Marquette	2004-05	27-6	14-2	C-USA Regular Season Champion, NCAA Tournament, Final Four
Marquette	2001-02	26-7	13-3	2nd place, C-USA American Division, NCAA Tournament
Marquette	2000-01	15-14	9-7	3rd place, C-USA American Division
Marquette	1999-2000	15-14	8-8	4th place, C-USA American Division, NIT
As an Assistant				
Michigan State	1998-99	33-5	-	Big Ten Regular Season and Conference Champion, NCAA Tournament, Final Four
Michigan State	1997-98	22-8	-	Big Ten Regular Season Champion, Sweet 16
Michigan State	1997-98	17-12	-	NIT
Michigan State	1995-96	16-16	-	NIT
Pittsburgh	1994-95	10-18	-	—
Western Kentucky	1993-94	20-11	-	NCAA Tournament
Western Kentucky	1994-95	26-6	-	Sun Belt Tournament Champion, Sweet 16
Western Kentucky	1991-92	21-1	-	NIT
Western Kentucky	1990-91	14-14	-	—
Michigan State	1989-90	28-6	-	Big Ten Champion, NCAA Tournament, Sweet 16



Tom Crean Year by Year at Marquette

2005-06

The first BIG EAST season was good for Crean and Marquette basketball as the Golden Eagles finished fourth in the league and returned to the NCAA Tournament, winning 21 games during the year.

Marquette's success in the BIG EAST was characterized by a 94-79 win over no. 2 Connecticut at the Bradley Center in Marquette's first BIG EAST game. Marquette carried that success through the season and to the NCAA Tournament.

Setting the stage for the BIG EAST run, Marquette won its second Great Alaska Shootout title in as many tries.

Three players earned recognition from the BIG EAST following the season. Senior Steve Novak was a unanimous First Team All-BIG EAST selection. Freshman Dominic James was named the league's Rookie of the Year and freshman Jerel McNeal was named an All-Rookie selection by the league.

2004-05

Despite losing all-American point guard Travis Diener for eight games, including the season's final five, Crean guided Marquette to 19 victories and its fourth consecutive post season appearance.

The Golden Eagles season started with promise. The team won 13 of its first 14 games, the best start for the program in 26 years, and defeated Elite Eight participant and rival Wisconsin by nine at the Bradley Center.

Marquette's appearance in the post season was the fifth during Crean's six seasons, and the school's 38th overall. Early success was highlighted by a season opening championship in the BCA Classic and the team's sixth consecutive Pepsi Blue & Gold Championship.

2003-04

Despite losing Dwyane Wade and Robert Jackson, who accounted for 47.0 percent of Marquette's scoring and 38.0 percent of its rebounding in 2002-03, Crean guided the Golden Eagles to a 19-12 overall record and the quarterfinals of the National Invitation Tournament in 2003-04. The Golden Eagles postseason appearance was their 37th all-time.

The 2003-04 season saw Crean lead Marquette to its 26th-consecutive non-conference home win, a fifth-straight Pepsi Blue & Gold Classic Championship, the program's 1,300th victory all-time (a 65-52 victory at Houston on January 7) and, as a result of a 77-70 victory over Louisville on January 31, only its second victory ever on the road over a Top 5-ranked opponent. After opening the season ranked 23rd in the Associated Press and ESPN/USA Today polls, the Golden Eagles spent nine and ten weeks, respectively, ranked in both polls.

2002-03

Purely magical is the best way to describe the 2002-03 campaign, as Crean led Marquette to a place it had not been in over 25 years – the Final Four. Marquette's third appearance all-time in college basketball's ultimate destination came as a result of 27 wins (second-most in school history), including a program-best 14 victories in conference, and its first Conference USA Regular Season Championship.

The Golden Eagles finished the regular season ranked No. 9 by the Associated Press, its highest year-end AP ranking since 1978, and No. 6 in the ESPN/USA Today Top 25 poll. MU was one of only 10 teams to be ranked in all 19 of the AP's Top 25 polls and its .818 winning percentage was the program's best since 1977-78.

2001-02

In 2001-02, Crean coached Marquette to a 26-7 record and its 22nd NCAA Tournament appearance but first since 1997. The 26 victories were the third-most all-time and represented the program's first 20-win season since 1997.

The Golden Eagles started the season by winning 10-consecutive games and claiming the 2001 Great Alaska Shootout championship. As a result of its best start in four years, Marquette appeared in the AP Top 25 at No. 23 on November 27, 2001, its first AP ranking since January 19, 1998.

In conference play, Crean's squad won a program-record 12-straight on the way to a school-record 13 conference wins and a number two seed in the C-USA Tournament, the program's highest to-date. A 19-point victory over DePaul on March 1, wrapped up the Golden Eagles first undefeated home season – 16-0 – since 1995-96.

On February 19, MU achieved the school's highest national ranking since February 1979, when it reached No. 9 in the AP Top 25. The Golden Eagles spent a total of 12 weeks ranked nationally and concluded the year ranked No. 12 by the AP and No. 18 by ESPN/USA Today.

2000-01

Most preseason polls and publications had Marquette picked no higher than fifth in Conference USA's American Division for the 2000-01 season. As was the case for the previous season, Tom Crean and his club exceeded expectations and recorded their second consecutive 15-14 season.

In contention until the regular season's final day for a top seed at the conference tournament, MU defeated DePaul, Saint Louis and Cincinnati twice, on its way to a 9-7 finish in C-USA, its best since 1997. Marquette's two victories over Cincinnati represented the first time a league member had registered a regular-season sweep of the Bearcats.

1999-2000

In his first season as head coach, Tom Crean took a team projected by many in the preseason as sixth in Conference USA's American Division to its first postseason appearance in two years.

Facing a schedule that featured 13 games with teams who participated in the 1998 NCAA Tournament, the 33-year old first-time head coach led his squad to 15 victories overall - including two over Top 25 teams DePaul (No. 21) and Louisville (No. 25) - and an 8-8 conference mark.

Tom Crean vs. Ranked Opponents

Marquette is 20-21 (48.8) against ranked opponents, including 8-9 (47.0) against the Top 10, under Tom Crean. All-time, Marquette is 90-126 (41.6) against ranked opponents, including a 36-86 (29.5) record against the Top 10. Marquette is 4-1 against the top-25 and 2-0 against the top 10 in 2006-07. *Rankings listed from the AP poll.*

Crean Game-by-Game vs. Ranked Opponents (Games vs. Top 10 In Bold)

1999-2000

Jan. 8, 2000 — at #3 Cincinnati 67, Marquette 48
Jan. 12, 2000 — Marquette 69, at #21 DePaul 48
Jan. 15, 2000 — Marquette 66, #25 Louisville 64 (OT)
Jan. 23, 2000 — #1 Cincinnati 72, Marquette 60

2000-01

Dec. 23, 2000 — #16 Wisconsin 52, Marquette 47
Jan. 13, 2001 — at #9 North Carolina 84, Marquette 54

2001-02

Nov. 23, 2001 — Marquette 50, #20 Indiana 49 (Great Alaska Shootout)
Dec. 29, 2001 — at #25 Wake Forest 64, #19 Marquette 59
Feb. 2, 2002 — Marquette 74, #4 Cincinnati 60
Feb. 22, 2002 — at #4 Cincinnati 63, #9 Marquette 62
March 9, 2002 — #5 Cincinnati 77, #13 Marquette 63 (C-USA Tournament)

2002-03

Feb. 9, 2003 — #15 Marquette 68, #14 Wake Forest 61
Feb. 15, 2003 — #2 Louisville 73, #11 Marquette 70
Feb. 27, 2003 — #10 Marquette 78, at #11 Louisville 73
March 22, 2003 — #9 Marquette 101, #24 Missouri 92 (OT, NCAA Tournament)
March 27, 2003 — #9 Marquette 77, #4 Pittsburgh 74 (NCAA Tournament)
March 29, 2003 — #9 Marquette 83, #1 Kentucky 69 (NCAA Tournament)
April 5, 2003 — #6 Kansas 94, #9 Marquette 61 (NCAA Final Four)

2003-04

Dec. 1, 2003 — #24 Marquette 71, #23 Notre Dame 58
Dec. 13, 2003 — at #9 Arizona 85, #22 Marquette 75
Dec. 20, 2003 — at #22 Wisconsin 62, #23 Marquette 58
Jan. 14, 2004 — #10 Cincinnati 85, at #21 Marquette 73
Jan. 31, 2004 — Marquette 77, at #4 Louisville 70
March 6, 2004 — at Marquette 81, #25 Louisville 80

2004-05

Dec. 11, 2004 — at Marquette 63, #24 Wisconsin 54
Dec. 18, 2004 — #15 Arizona 48, at Marquette 43
Jan. 26, 2005 — at #12 Louisville 99, Marquette 52
Feb. 17, 2005 — #12 Louisville 64, at Marquette 61
Feb. 24, 2005 — at #24 Cincinnati 80, Marquette 68

2005-06

Jan. 3, 2006 — at Marquette 94, #2 Connecticut 79
Jan. 14, 2006 — at #16 West Virginia 104, Marquette 85
Jan. 28, 2006 — at #12 Pittsburgh 77, Marquette 71
Feb. 6, 2006 — at #4 Villanova 72, Marquette 67
Feb. 16, 2006 — at Marquette 57, #17 Georgetown 51
Feb. 18, 2006 — at Marquette 84, #9 Pittsburgh 82
March 9, 2006 — #23 Georgetown 62, Marquette 57 (BIG EAST Tournament)

2006-07

Nov. 21, 2006 — #13 Marquette 73, #9 Duke 62
Dec. 9, 2006 — #11 Wisconsin 70, #20 Marquette 66
Jan. 10, 2007 — Marquette 73, #24 Connecticut 69
Jan. 13, 2007 — Marquette 81, #21 West Virginia 63
Jan. 21, 2007 — #24 Marquette 77, #6 Pittsburgh 74 OT

2006-07 Overall Statistics

Record	Overall	Home	Away	Neutral
All Games	18-4	12-3	4-1	2-0
BIG EAST	5-2	2-1	3-1	—

Player	GP	GS	Min.	Avg.	Field Goals			3-Point FG			Free Throws			Rebounds				PF	DQ	A	TO	B	S	Pts.	Avg.
					FG	FGA	Pct.	3P	3PA	Pct.	FT	FTA	Pct.	Off.	Def.	Tot.	Avg.								
1 Dominic James	22	22	720	32.7	125	291	43.0	37	115	32.2	76	122	62.3	12	46	58	2.6	45	0	101	59	3	47	363	16.5
22 Jerel McNeal	21	21	626	29.8	110	267	41.2	18	68	26.5	71	100	71.0	34	64	98	4.7	74	4	89	88	10	66	309	14.7
23 Wesley Matthews	22	22	701	31.9	94	203	46.3	16	53	30.2	73	106	68.9	37	80	117	5.3	49	2	51	51	4	36	277	12.6
41 Ousmane Barro	22	22	596	27.1	81	132	61.4	0	0	—	32	50	64.0	60	89	149	6.8	52	0	6	36	26	14	194	8.8
32 Lazar Hayward	22	5	320	14.5	52	119	43.7	5	29	17.2	26	41	63.4	37	38	75	3.4	40	0	2	22	3	16	135	6.1
5 Dan Fitzgerald	22	6	439	20.0	45	92	48.9	27	65	41.5	15	22	68.2	30	56	86	3.9	61	3	18	24	2	12	132	6.0
10 David Cubillan	22	1	438	19.9	32	78	41.0	26	58	44.8	8	14	57.1	8	27	35	1.6	29	0	36	18	3	15	98	4.5
51 Jamil Lott	20	11	246	12.3	19	42	45.2	0	0	—	15	27	55.6	15	28	43	2.2	35	0	3	11	13	12	53	2.7
21 Lawrence Blackledge	17	0	117	6.9	14	31	45.2	0	2	0.0	5	11	45.5	14	13	27	1.6	8	0	8	9	7	5	33	1.9
12 Dwight Burke	22	0	203	9.2	9	20	45.0	0	0	—	5	18	27.8	16	26	42	1.9	33	0	2	10	11	3	23	1.0
45 Craig Kuphall	6	0	15	2.5	0	0	—	0	0	—	2	2	100.0	0	2	2	0.3	2	0	1	1	0	0	2	0.3
40 Mike Kinsella	8	0	24	3.0	1	1	100.0	0	0	—	0	1	0.0	1	8	9	1.1	8	0	0	4	2	0	2	0.3
42 Tommy Brice	6	0	5	0.8	0	2	0.0	0	0	—	0	0	—	0	0	0	0.0	2	0	0	1	0	0	0	0.0
Team														43	26	69	3.1	0			5				
Total	22				582	1278	45.5	129	390	33.1	328	514	63.8	307	503	810	36.8	438	9	317	339	84	226	1621	73.7
Opponents	22				476	1170	40.7	125	362	34.5	304	443	68.6	266	466	732	33.3	461	-	263	425	82	162	1381	62.8

TEAM STATISTICS

	MARQ	OPP	Date	Opponent	W	L	Score	High Scorer	High Rebounder	Att.
SCORING	1,621	1,381	Nov. 10	Hillsdale Coll.	W		76-66	McNeal 19	Barro, McNeal, Matthews 7	12,464
Points per game	73.7	62.8	Nov. 13	Idaho State	W	OT	59-56	James 17	Barro 10	12,334
Scoring margin	+10.9	-	Nov. 14	Detroit	W		87-45	James 20	Matthews 8	12,339
FIELD GOALS-ATT	582-1,278	476-1,170	Nov. 18	Eastern Michigan	W		95-62	James 17	Hayward, McNeal 8	12,978
Field goal pct	45.5	40.7	Nov. 20	vs Texas Tech	W		87-72	Matthews 20	Barro, McNeal 7	7,063
3 POINT FG-ATT	129-390	125-362	Nov. 21	vs 9/8 Duke	W		73-62	James 25	McNeal 6	8,381
3-point FG pct	33.1	34.5	Nov. 27	at Valparaiso	W		65-62	James 22	Barro 13	5,036
3-pt FG made per game	5.9	5.7	Dec. 1	Northwestern State	W		83-67	Barro 21	Barro 13	13,019
FREE THROWS-ATT	328-514	304-443	Dec. 2	North Dakota State	L		60-64	McNeal 16	Matthews 9	15,348
Free throw pct	63.8	68.6	Dec. 5	Delaware State	W		65-48	McNeal 16	Fitzgerald 7	13,056
REBOUNDS	810	732	Dec. 9	11/12 Wisconsin	L		66-70	James 19	Hayward 8	19,020
Rebounds per game	36.8	33.3	Dec. 16	Md.-Baltimore County	W		68-46	James 17	Hayward 7	12,876
Rebounding margin	+3.5	-	Dec. 19	Oakland	W		80-62	James 20	Barro 7	12,005
ASSISTS	317	263	Dec. 22	Morgan State	W		77-57	McNeal 25	Hayward, Matthews 6	13,207
Assists per game	14.4	12.0	Dec. 30	Savannah State	W		69-51	James, Matthews 22	Matthews 9	14,217
TURNOVERS	339	425	Jan. 4	at Providence	L		59-74	Matthews 14	Three players 5	8,954
Turnovers per game	15.4	19.3	Jan. 7	Syracuse	L		58-70	McNeal 16	Barro 9	18,458
Turnover margin	+3.9	-	Jan. 10	at 24/22 Connecticut	W		73-69	McNeal 19	Barro 13	10,167
Assist/turnover ratio	0.9	0.6	Jan. 13	21/21 West Virginia	W		81-63	James 21	McNeal 9	17,468
STEALS	226	162	Jan. 15	at Louisville	W		74-65	James 18	Barro 11	19,434
Steals per game	10.3	7.4	Jan. 21	at 6/6 Pittsburgh	W	OT	77-74	James 23	Barro 7	12,508
BLOCKS	84	82	Jan. 13	Seton Hall	W		89-76	Matthews, McNeal 22	McNeal 7	15,506
Blocks per game	3.8	3.7	Jan. 28	at USF			1 p.m.			
WINNING STREAK	5	-	Feb. 3	Providence			7:30 p.m.			
Home win streak	2	-	Feb. 7	Rutgers			7 p.m.			
ATTENDANCE	214,895	71,543	Feb. 10	at Georgetown			11 a.m.			
Home games-Avg/Game	15-14,326	5-11,220	Feb. 14	at DePaul			7:30 p.m.			
Neutral site-Avg/Game	-	2-7,722	Feb. 17	Louisville			8 p.m.			
			Feb. 19	Villanova			6 p.m.			
			Feb. 24	at Notre Dame			2:30 p.m.			
SCORE BY PERIODS:	1st	2nd	OT	Total						
Marquette	762	840	19	—	1,621	March 3	Pittsburgh	8 p.m.		
Opponents	636	732	13	—	1,381					

Margin Of Victory

	1	2	3	4	5	6	7	8	9	10	11	12	13	14	15	16	17	18	19	20	21	22	23	24	25+
Marquette	-	-	3	1	-	-	-	-	1	1	1	-	1	-	1	-	1	3	-	1	-	1	-	-	2
Opponents	-	-	-	2	-	-	-	-	-	-	-	1	-	-	1	-	-	-	-	-	-	-	-	-	-

Attendance Summary

Site	Total	(GP)	Avg.	High
Home	214,895	15	14,326	19,020 vs Wisconsin (Dec. 9)
Away	59,035	4	59,035	19,434 at Louisville (Jan. 15)
Neutral	15,444	2	7,722	8,381 vs Duke (Nov. 21)
Totals	289,374	21	13,779	

Record vs. Other Conferences

ACC	1-0	Independent	1-1
America East	1-0	Mid-American	1-0
Big 12	1-0	Mid Continent	2-0
Big Sky	1-0	Mid-Eastern Athletic	1-0
Big Ten	0-1	Southland	1-0
Horizon League	1-0		

Marquette Players in Double Figures

	Points	Rebounds
Hillsdale	McNeal 19, James 13, Lott 11	—
Idaho State	James 17, McNeal 13	Barro 10
Detroit	James 20, Matthews 15, Hayward 14, Cubillan 10	—
Eastern Mich.	James 17, Matthews 15, Hayward 13, Fitzgerald 12, Cubillan 10	—
vs Texas Tech	Matthews 20, McNeal 19, James 16, Cubillan 11	—
vs Duke	James 25, McNeal 17	—
at Valparaiso	James 22, Matthews 11, Barro 10, McNeal 10	Barro 13
Northwestern State	Barro 21, James 19, Matthews 14, McNeal 13	Barro 13
North Dakota State	McNeal 16	—
Delaware State	McNeal 16, Matthews 15, Fitzgerald 13, James 13	—
Wisconsin	James 19, McNeal 16, Hayward 10	—
Md.-Baltimore Co.	James 17, McNeal 15, Hayward 13	—
Oakland	James 20, McNeal 17, Barro 11, Matthews 10	—
Morgan State	McNeal 25, Fitzgerald 11	—
Savannah State	James 22, Matthews 22	—
at Providence	Matthews 14, Hayward 12, James 12	—
Syracuse	McNeal 16, Matthews 14	—
at Connecticut	McNeal 19, Barro 17, James 17, Matthews 10	Barro 13
West Virginia	James 21, Cubillan 14, Matthews 13, McNeal 11	—
at Louisville	James 18, Matthews 17, McNeal 15, Barro 14	Barro 11
at Pittsburgh	James 23, Fitzgerald 14, Matthews 14, Barro 12	—
Seton Hall	Matthews 22, McNeal 22, Barro 13, James 11	—
at USF		
Providence		
Rutgers		
at Georgetown		
at DePaul		
Louisville		
Villanova		
at Notre Dame		
Pittsburgh		

Marquette's Record When

	2006-07	Under Crean
Leading at half	16-1	123-18
Trailing at half	1-3	33-57
Tied at half	1-0	5-3
Scoring 70 or more points	13-0	103-18
Allowing 80 or more points	—	6-23
Holding opponents to 60 points or less	5-0	67-10
Holding opponents to 65 points or less	10-1	77-14
Shooting 50 percent or better	9-0	59-6
Opponents shoot 50 percent or better	0-2	10-22
Opponent shoots under 40 percent	7-0	70-14
MU's FG percent is higher than opp.	16-0	126-23
MU's FG percent is lower than opp.	2-4	33-57
MU's 3FG percent is higher than 40 percent	10-0	85-21
Opponent's 3FG percent is higher than 40 percent	2-2	34-26
MU shoots more FT than opponent	13-0	104-13
MU shoots fewer FT than opponent	3-3	43-66
MU shoots same FT as opponent	2-1	11-2
Out-rebounded opponent	12-0	122-29
Out-rebounded by opponent	5-4	30-46
Rebounds tied	1-0	7-5
Same or fewer turnovers as opp.	13-3	95-23
More turnovers than opponent	5-1	63-58
Overtime games	2-0	7-4
In games decided by 5 pts. or less	4-2	40-30
In games decided by 6-10	2-0	37-20
In games decided by 11-15	3-2	36-17
In games decided by 16 pts. or more	9-0	46-13
vs Ranked Teams (AP or Coaches)	3-1	
vs 1-25 in RPI (www.collegerpi.com, at time of game)	2-0	
vs 26-50 in RPI	2-1	
vs 51-100 in RPI	6-3	
vs 101-150 in RPI	2-0	
vs 151-200 in RPI	2-0	
vs 201-324 in RPI	2-0	
When winning the opening tip	8-2	
When scoring first	11-1	

Marquette Bench Scoring

	Starters	Bench	Bench Scoring
Hillsdale	57	19	Hayward 6, Cubillan 5, Fitzgerald 5, Burke 2, Blackledge 1
Idaho State	50	9	Fitzgerald 6, Hayward 2, Blackledge 1
Detroit	53	34	Hayward 14, Cubillan 10, Blackledge 6, Fitzgerald 2, Kuphall 2
Eastern Mich.	49	46	Hayward 13, Fitzgerald 12, Cubillan 10, Blackledge 8, Burke 4
vs Texas Tech	62	25	Cubillan 11, Fitzgerald 5, Burke 4, Hayward 3, Blackledge 2
vs Duke	58	15	Fitzgerald 8, Cubillan 5, Hayward 2
at Valparaiso	53	12	Hayward 8, Cubillan 4
Northwestern State	59	14	Fitzgerald 4, Hayward 4, Blackledge 3, Cubillan 3
North Dakota State	40	20	Cubillan 8, Hayward 6
Delaware State	62	3	Cubillan 3
Wisconsin	51	15	Hayward 10, Cubillan 3, Lott 2
Md.-Baltimore Co.	48	20	Hayward 13, Blackledge 4, Cubillan 3
Oakland	60	20	Cubillan 8, Hayward 6, Fitzgerald 4, Blackledge 2
Morgan State	59	18	Hayward 8, Blackledge 6, Cubillan 2, Lott 2
Savannah State	65	4	Hayward 2, Lott 2
at Providence	39	20	Hayward 12, Fitzgerald 8
Syracuse	50	8	Cubillan 6, Lott 2
at Connecticut	65	8	Burke 5, Fitzgerald 3
West Virginia	58	23	Cubillan 14, Burke 5, Fitzgerald 2, Lott 2
at Louisville	70	4	Hayward 2, Kinsella 2
at Pittsburgh	61	16	Fitzgerald 14, Burke 2
Seton Hall	75	14	Fitzgerald 6, Lott 6, Burke 2
at USF			
Providence			
Rutgers			
at Georgetown			
at DePaul			
Louisville			
Villanova			
at Notre Dame			
Pittsburgh			

Team Superlatives by Half

	First Half	Second Half
Points	46 Twice	51 Eastern Mich. (Nov. 18)
Fewest Pts. Allowed	14 UMBC (Dec. 16)	20 Savannah St. (Dec. 30)
FG Percentage	60.0 Texas Tech (Nov. 21)	60.7 West Virginia (Jan. 13)
Lowest FG Pct. Allowed	30.0 UMBC (Dec. 16)	24.0 Oakland (Dec. 19)
3-Point Percentage	50.0 Twice	100.0 Delaware St. (Dec. 5)
FT Made	15 Savannah St. (Dec. 30)	14 Hillsdale (Nov. 10)
Rebounds	26 Northwestern St. (Dec. 1)	30 Eastern Mich. (Nov. 18)
Assists	11 Texas Tech (Nov. 21)	12 Eastern Mich. (Nov. 18)
Blocks	6 Eastern Mich. (Nov. 18)	5 Eastern Mich. (Nov. 18)
Steals	9 Eastern Mich. (Nov. 18)	11 Detroit (Nov. 14)

Individual Superlatives by Half

	First Half	Second Half
Points	15 Jerel McNeal	Morgan State (Dec. 22)
3-Point Made	4 Dominic James	Pittsburgh (Jan. 21)
FT Made	5 Wesley Matthews	Savannah State (Dec. 30)
Rebounds	8 Ousmane Barro	Valparaiso (Nov. 27)
Assists	6 Jerel McNeal	Twice
Points	20 Dominic James	Valparaiso (Nov. 27)
3-Point Made	4 Dominic James	Louisville (Jan. 15)
FT Made	9 Dominic James	Valparaiso (Nov. 27)
Rebounds	8 Twice	
Assists	5 Jerel McNeal	Seton Hall (Jan. 24)

High Marks

Double-figure scoring games	2006-07	Career
Dominic James	19	46
Jerel McNeal	16	37
Wesley Matthews	15	26
Ousmane Barro	7	11
Lazar Hayward	5	5
Dan Fitzgerald	4	13
David Cubillan	4	4
Jamil Lott	1	1

20-point games	2006-07	Career
Dominic James	7	12
Wesley Matthews	3	4
Jerel McNeal	2	2
Ousmane Barro	1	1

Double-figure rebound games	2006-07	Career
Ousmane Barro	5	5
Dominic James	—	1
Wesley Matthews	—	1
Jerel McNeal	—	1

Double-figure assist games	2006-07	Career
Jerel McNeal	1	1

Double-doubles	2006-07	Career
Ousmane Barro	4	4
Dominic James	—	1
Jerel McNeal	—	1

Individual Season Records

	Starts	10+ points	10+ rebs.
Ousmane Barro	18-4	7-0	3-0
Lawrence Blackledge	—	—	—
Dwight Burke	—	—	—
David Cubillan	0-1	4-0	—
Dan Fitzgerald	5-1	4-0	—
Lazar Hayward	4-1	3-2	—
Dominic James	18-4	17-2	—
Mike Kinsella	—	—	—
Jamil Lott	9-2	1-0	—
Wesley Matthews	18-4	13-2	—
Jerel McNeal	18-3	14-3	—

Individual Career Records

	Starts	10+ points	10+ rebs.
Ousmane Barro	27-13	11-1	3-0
Lawrence Blackledge	—	—	—
Dwight Burke	—	—	—
David Cubillan	0-1	4-0	—
Dan Fitzgerald	6-2	9-0	—
Lazar Hayward	4-1	3-2	—
Dominic James	38-15	36-10	0-1
Mike Kinsella	1-1	—	—
Jamil Lott	14-4	1-0	—
Wesley Matthews	28-7	17-8	1-0
Jerel McNeal	38-14	28-9	1-0

Specialty Statistics

	Marquette	Opponents
Points in the Paint	810	36.8
Points off Turnovers	475	21.6
Second Chance Points	275	12.5
Fast Break Points	373	17.0
Bench Points	367	16.7

Specialty Stats Superlatives

	Marquette	Opponents
Points in the Paint	56 Seton Hall	44 Wisconsin
Points off Turnovers	34 Detroit	27 Syracuse
Second Chance Points	22 UMBC	16 Providence
Fast Break Points	38 Seton Hall	20 NDSU
Bench Points	46 E. Mich.	39 Connecticut

The Last Time

Team	Marquette	Opponent
100+ Points	101-92 OT vs Missouri (3/22/03)	85-104 at West Virginia (1/14/06)
90+ Points	95-62 vs Eastern Michigan (11/18/06)	85-90 vs Alabama (3/16/06)
Under 50 Points	40-54 vs Western Michigan (3/14/05)	65-48 vs Delaware State (12/5/06)
FG Pct. 60+	61.0 vs South Dakota State (12/3/05)	None recorded
Five or fewer turnovers	5 vs Cincinnati (3/10/96)	5 at West Virginia (1/14/06)
Five Players, 10+ pts.	95-62 vs Eastern Michigan (11/18/06)	72-85 at DePaul (1/20/05)

Team	Marquette Win	Marquette Loss
Ranked Opponent (AP)	77-74 vs 6/6 Pittsburgh (1/21/07) OT	66-70 vs 11/12 Wisconsin (12/9/06)
Overtime Game	77-74 vs Pittsburgh (1/21/07) OT	60-67 at Louisville (3/1/06) OT
Double Overtime	80-79 vs Louisville (2/28/96) 2OT	<i>74-77 vs Louisville (2/24/01) 3OT</i>
Triple Overtime	Never	<i>74-77 vs Louisville (2/24/01) 3OT</i>
Home Opener	76-66 vs Hillsdale Coll. (11/10/06)	54-67 vs South Alabama (11/14/00)
Road Openers	65-62 at Valparaiso (11/27/06)	74-84 at Nebraska (11/30/05)

Individual	Marquette	Opponent
30+ Points	41, Steve Novak 94-79 vs Connecticut (1/3/06)	31, Jean Felix 85-90 vs Alabama (3/16/05)

20+ Points	22, Wesley Matthews, Jerel McNeal 89-76 vs Seton Hall (1/24/07)	20, Eric Devendorf 58-70 vs Syracuse (1/7/07)
------------	--	--

10+ Rebounds	11, Ousmane Barro 74-65 vs Louisville (1/15/07)	10, Darryl Watkins 58-70 vs Syracuse (1/7/07)
--------------	--	--

15+ Rebounds	16, Steve Novak 94-79 vs Connecticut (1/3/06)	15, Torin Francis 80-72 vs Notre Dame (2/25/06)
--------------	--	--

15+ Free Throws	16, Brian Wardle 69-59 at Charlotte (2/13/99)	
-----------------	--	--

10+ Assists	10, Jerel McNeal 89-76 vs Seton Hall (1/24/07)	10, Brian Swift 66-64 vs USF (1/15/05)
-------------	---	---

Double Double	22 pts, 10 ast, Jerel McNeal 89-76 vs Seton Hall (1/24/07)	14 pts, 10 reb, Darryl Watkins 58-70 vs Syracuse (1/7/07)
---------------	---	--

Triple Double	29 pts, 11 reb, 11 ast, Dwyane Wade 83-69 vs Kentucky (3/29/03)	22 pts, 12 reb, 10 blk, Eric Hicks 66-70 vs Cincinnati (1/8/05)
---------------	--	--

This season . . .

Largest halftime lead	24	Detroit (Nov. 14)
Largest halftime deficit	9	Providence (Jan. 3)
Largest lead in a game	43	Detroit (Nov. 14)
Largest deficit in a game	15	Providence (Jan. 3)
Largest winning margin	42	Detroit (Nov. 14)
Largest losing margin	15	Providence (Jan. 3)
Largest deficit in a victory	9	Oakland (Dec. 19)
Largest lead in a loss	5	Wisconsin (Dec. 9)
Most consecutive points scored	14	Detroit (Nov. 14), Eastern Michigan (Nov. 18), Northwestern State (Dec. 1)
Most consecutive points allowed	13	Seton Hall (Jan. 24)
Largest home crowd	19,020	Wisconsin (Dec. 9)
Largest road crowd	19,434	Louisville (Jan. 15)
Largest neutral crowd	8,381	Duke (Nov. 21)
30-point games	—	
20-point games	James 7, Matthews 3, McNeal 2, Barro 1	
10-rebound games	Barro 4	
Double-doubles	Barro 3, McNeal 1	
Games as leading scorer	James 12, McNeal 7, Matthews 4, Barro 1	
Games as leading rebounder	Barro 11, Matthews 6, Hayward 5, McNeal 5, Fitzgerald 2	
Games as assists leader	James 13, McNeal 10, Matthews 1	
Foul outs	McNeal 4, Fitzgerald 3, Matthews 2	

16/17 Marquette 76, Hillsdale Coll. 66

Game 1 • November 10, 2006
Bradley Center • Milwaukee

MILWAUKEE (AP) — Jerel McNeal had 19 points and seven rebounds as No. 16 Marquette defeated Hillsdale Coll., 76-66.

"One game into the regular season, and we've already been taught how we have to play," Marquette coach Tom Crean said.

Dominic James added 13 points and four assists, and Jamil Lott had 11 points for the Golden Eagles.

Missed free throws, poor shooting and absent defense allowed Division II Hillsdale (0-1) to take a 36-32 lead at the half.

Marquette, picked to finish fourth in the Big East in a pre-season poll of coaches, finally pulled away with a 12-2 run started by Dan Fitzgerald's 3-pointer and finished by Jamil Lott's four points, giving the Golden Eagles a 72-60 lead with 1:08 left to play.

Hillsdale never got the lead below eight the rest of the way.

"We've got a ton of things we got to get better at offensively," Crean said. "Obviously, we've got to get better shooting free throws. But look at the second half, our energy goes way up. Our ability to talk to each other, play harder goes way up. Our free throw percentage goes way up."

Marquette made 14-of-17 free throws in the second half after going 6-of-14 before the break. Shooting, however, was a struggle all night - 27-of-65.

"There's going to be nights when the offense isn't there," Crean said. "Tonight was one of them."

With 2:19 left in the first half, Tim Homan worked his way free and hit a 3-pointer from deep in the corner to give Hillsdale its first lead at 31-29 with 2:19 left.



16/17 Marquette 76, Hillsdale Coll. 66

Table with columns: Hillsdale, FG, 3P, FT, O-D-REB, PF, TP, A, TO, B, S, MIN. Rows list player stats and team totals.

Table with columns: Marquette, FG, 3P, FT, O-D-REB, PF, TP, A, TO, B, S, MIN. Rows list player stats and team totals.

Officials: Ted Hilary, Glenn Mayborg, John Gaffney
Attendance: 12,464

Score by Periods table showing 1st, 2nd, and Total scores for Hillsdale Coll. and Marquette.

16/17 Marquette 59, Idaho State 56 • OT

Game 2 • November 13, 2006
CBE Classic • Bradley Center • Milwaukee

MILWAUKEE (AP) — The 16th-ranked Golden Eagles suffered through a poor shooting night, but their defensive effort helped them avoid an upset at the hands of Idaho State and escape with a 59-56 overtime victory in the first round of the CBE Classic on Monday.

Dominic James scored 17 points and Jerel McNeal added 13 for Marquette, which went 19-of-65 from the field (29.2 percent) and 16-of-31 from the free throw line. But the Golden Eagles did score 24 points off 25 turnovers.

"It's a win," McNeal said. "That's the only thing that really matters. It was a rough night offensively. You find out the character of your team in a game like this."

Marquette (2-0) plays Detroit, which beat Maine 57-50, in a second-round game on Tuesday.

"This was a night where we weren't playing very well and Idaho State was," Marquette coach Tom Crean said. "We're not shooting the ball well right now."

Akbar Abdul-Ahad had 17 points for the Bengals (0-1), who outscored Marquette 12-4 at the start of the second half to take a 40-32 lead.

David Schroeder was key in the Bengals' run, scoring eight points, including two 3-pointers.

After a timeout, the Golden Eagles responded with an 8-0 run to tie the game. Idaho State ended its drought with five straight points.

Marquette tied the game at 53 with 3 seconds remaining in regulation on a free throw from Dan Fitzgerald.



16/17 Marquette 59, Idaho State 56 • OT

Table with columns: Idaho State, FG, 3P, FT, O-D-REB, PF, TP, A, TO, B, S, MIN. Rows list player stats and team totals.

Table with columns: Marquette, FG, 3P, FT, O-D-REB, PF, TP, A, TO, B, S, MIN. Rows list player stats and team totals.

Officials: Mike Stuart, Sean Hull, Jeff Nichols
Technical fouls: Idaho State-Bench.
Attendance: 12,334

Score by Periods table showing 1st, 2nd, OT, and Total scores for Idaho State and Marquette.

16/17 Marquette 87, Detroit 45

Game 3 • November 14, 2006
CBE Classic • Bradley Center • Milwaukee

MILWAUKEE (AP) — Wesley Matthews scored 15 points to help the No. 16 Golden Eagles beat Detroit 87-45 in the quarterfinals of the CBE Classic — one night after shooting 29.2 percent in an overtime victory over Idaho State.

"We knew it was more of a mental thing," Matthews said. "It was a poor shooting performance. We had more confidence in ourselves shooting the ball tonight. We were still getting the same looks. We were just knocking them down."

Dominic James led Marquette (3-0) with 20 points, and freshman Lazar Hayward added 14 points off the bench, as the Golden Eagles advanced to play Texas Tech in the CBE Classic semifinals in Kansas City.

James had five assists and four of Marquette's 17 steals. Marquette scored 34 points off turnovers — and tallied 27 fast-break points to Detroit's none.

The Titans (1-1) had 27 turnovers en route to their worst defeat since 1980. Detroit has lost games by 43 points three times, the last time a 98-55 loss to Iowa on Dec. 1, 1980.

"A lot of things we get in transition are created from our defense," James said. "We did a great job getting into the open floor. It opened it up for us offensively."

Ryvon Covile led Detroit with 15 points and 12 rebounds.

Detroit never led and trailed 46-22 at halftime, as Marquette raced to an early 18-8 lead and finished the first half on a 10-0 run. The Golden Eagles shot 59.3 percent in the first half and 55.2 percent for the game, including 10-of-19 from three-point range. Detroit got no closer than 19 points in the second half.



16/17 Marquette 87, Detroit 45

Table with columns: Detroit, FG, 3P, FT, O-D-REB, PF, TP, A, TO, B, S, MIN. Rows list player stats and team totals.

Table with columns: Marquette, FG, 3P, FT, O-D-REB, PF, TP, A, TO, B, S, MIN. Rows list player stats and team totals.

Officials: Mike Stuart, Sean Hull, Jeff Nichols
Attendance: 12,339

Score by Periods table showing 1st, 2nd, and Total scores for Detroit and Marquette.

Providence 74, 15/21 Marquette 59

Game 16 • January 3, 2007

Dunkin Donuts Center • Providence, R.I.

PROVIDENCE (AP) — Providence coach Tim Welsh saw Jerel McNeal missing from Marquette's lineup and figured he had an answer for the Golden Eagles' speed.

"We can go to another strength, and that's power," Welsh said after the Friars outmuscled No. 15 Marquette for a 74-59 victory on Thursday night in the Big East opener for both teams. "They have three terrific guards. I said, 'Let's flip that and go with three power guys.'"

Herbert Hill had 23 points, nine rebounds and seven blocked shots, and Geoff McDermott had 11 points, 11 assists and nine rebounds for Providence (11-3). Weynmi Efejuku added 18 points and 10 boards as the Friars played their third consecutive game without Sharaud Curry, the team leader in points and assists per game, who was suspended for violating team rules.

"Good teams are built around a lot of good players, not just one," Welsh said, adding that Curry will miss one more game, against Seton Hall on Saturday, and will return on Jan. 13 against Louisville. "He made a mistake. He paid his penalty."

Marquette (13-3) was without McNeal, its No. 2 scorer, who banged heads with Wesley Matthews in practice on Monday.

"He brings a lot of toughness and fierceness to the table ... such a huge part of our toughness package," Coach Tom Crean said. "Providence is a very aggressive, tough-minded team — as is the rest of the Big East. We've got to join that party."

Crean said McNeal would be evaluated daily.

"As Tommy said, 'It's a wild business,'" Welsh said. "They lost a very good player and so did we. I guess it evens out."



AP Photo

Providence 74, 15/21 Marquette 59

Marquette	FG	3P	FT	O-D-REB	PF	TP	A	TO	B	S	MIN
Matthews	f 6-18	1-4	1-2	3-2-5	4	14	1	2	0	2	34
Lott	f 2-3	0-0	0-0	1-2-3	3	4	0	1	1	0	13
Barro	c 2-4	0-0	2-5	3-0-3	4	6	1	2	0	0	29
James	g 3-11	1-8	5-7	0-2-2	3	12	4	1	0	2	37
Cubillan	g 1-7	1-5	0-0	1-1-2	0	3	1	1	0	2	30
Fitzgerald	g 3-8	1-5	1-1	2-3-5	4	8	1	2	0	0	25
Burke	0-0	0-0	0-0	0-0-0	2	0	0	0	0	0	4
Blackledge	0-1	0-0	0-0	0-0-0	0	0	0	0	0	0	0+
Hayward	2-9	0-1	8-8	4-1-5	2	12	0	1	0	1	21
Kinsella	0-0	0-0	0-0	0-1-1	3	0	0	2	1	0	7
Team				3-2-5							
Totals	19-61	4-23	17-23	17-14	25	59	8	12	2	7	200
	31.1	17.4	73.9	31							

Officials: Jamie Luckie, Les Jones, Brian O'Connell
Attendance: 8,954

Score by Periods	1st	2nd	Total
Marquette	28	31	59
Providence	37	37	74

Syracuse 70, 15/21 Marquette 58

Game 17 • January 7, 2007

Bradley Center • Milwaukee

MILWAUKEE (AP) — Eric Devendorf scored a season-high 20 points to help Syracuse upset No. 15 Marquette 70-58 on Sunday night.

It was the first victory in four games against ranked teams this season for the Orange (12-4, 1-1 Big East).

Marquette (13-4, 0-2) has lost its first two conference games for the first time in eight seasons under coach Tom Crean.

Syracuse had only two field goals in the final 9 minutes of the game, but managed to keep pace with the Golden Eagles by going to the free-throw line and holding Marquette's offense in check. The Orange held Golden Eagles guard Dominic James to a season-low six points.

Jerel McNeal led Marquette with 16 in his return to the starting lineup. McNeal sat out Marquette's loss at Providence on Thursday with a concussion after bumping heads with Wesley Matthews during practice Monday.

Syracuse went into a prolonged shooting slump after an acrobatic driving layup by Devendorf gave the Orange a 48-46 lead with 9:05 remaining. They managed to keep pace with an equally troubled Marquette offense by going to the free-throw line.

The Golden Eagles tied the game 55-55 on a 3-pointer by David Cubillan with 4:03 remaining. But Demetris Nichols' 3-pointer broke Syracuse's drought with 2:31 left, putting the Orange up 59-55. They outscored Marquette 11-3 the rest of the way.

In fast-paced game in which both squads occasionally played out of control on offense, each team had 12 turnovers at half-time.



AP Photo

Syracuse 70, 15/21 Marquette 58

Syracuse	FG	3P	FT	O-D-REB	PF	TP	A	TO	B	S	MIN
Roberts	f 3-4	0-0	2-2	1-5-6	4	8	1	2	1	2	31
Nichols	f 5-16	2-7	5-9	3-4-7	2	17	0	5	0	2	38
Watkins	c 4-6	0-0	6-8	6-4-10	4	14	1	1	5	1	35
Rautins	g 0-1	0-0	0-0	0-1-1	0	0	0	1	0	1	7
Wright	g 2-7	0-3	5-10	1-6-7	1	9	7	4	0	2	39
Harris	1-3	0-0	0-0	1-3-4	1	2	0	1	1	0	13
Devendorf	8-17	1-3	3-6	2-2-4	3	20	1	7	2	3	37
Team				4-1-5							
Totals	23-54	3-14	21-35	18-26	15	70	11	20	9	11	200
	42.6	21.4	60.0	44							

Officials: Jim Burr, Tom Lopes, Michael Stephens
Attendance: 18,458

Score by Periods	1st	2nd	Total
Syracuse	28	42	70
Marquette	29	29	58

Marquette 73, 24/22 Connecticut 69

Game 18 • January 10, 2007

Gampel Pavilion • Storrs, Conn.

STORRS, Conn. (AP) — Marquette broke a couple of Connecticut's big streaks Wednesday night. More importantly, the Golden Eagles ended one of their own.

Ousman Barro had 17 points and 13 rebounds and Marquette used a 16-2 second-half run to beat the 24th-ranked Huskies 73-69, snapping their 31-game home winning streak.

Jerel McNeal had 19 points and Dominic James added 17 for the Golden Eagles (14-4, 1-2 Big East), who lost their previous two games by an average of 13.5 points.

"This was a great get-better, stay-together game for us," Marquette coach Tom Crean said. "The losses were a great reawakening for our guys to get back to what we are. There weren't a million things wrong with us, we just didn't play the way we had played."

The Golden Eagles were far from perfect on Wednesday, but they did look a lot more like the team that had been ranked all season until falling out of the Top 25 following the losses to Providence and Syracuse.

Marquette shot 39.3 percent for the game (24-for-61), including 2-for-10 from 3-point range, but the Golden Eagles finished with a 50-39 rebound advantage and outscored the Huskies 38-22 in the paint.

"That was part of the plan," Crean said of Marquette's inside domination. "They are lethal in the lane and what we did to them in there was a small victory in itself for our team."

Doug Wiggins had 19 points and Jeff Adrien added 18 for the Huskies (12-3, 1-2), who lost consecutive games for the first time since February 2004.



AP Photo

Marquette 73, 24/22 Connecticut 69

Marquette	FG	3P	FT	O-D-REB	PF	TP	A	TO	B	S	MIN
Hayward	f 1-5	0-1	0-0	2-0-2	3	2	0	1	0	2	13
Barro	f 7-11	0-0	3-4	7-6-13	3	17	1	3	0	0	33
James	g 5-18	1-5	6-10	2-2-4	2	17	4	3	0	3	33
McNeal	g 5-13	0-2	9-13	3-4-7	4	19	4	8	0	2	34
Matthews	g 3-5	0-0	4-6	1-7-8	2	10	2	5	0	2	34
Fitzgerald	g 1-2	1-2	0-0	0-1-1	4	3	0	0	0	0	14
Cubillan	0-2	0-0	0-0	0-1-1	1	0	1	1	0	0	12
Burke	2-5	0-0	1-2	3-4-7	4	5	0	1	2	1	23
Lott	0-0	0-0	0-0	0-1-1	2	0	0	0	0	0	4
Team				5-1-6							
Totals	24-61	2-10	23-35	23-27	25	73	12	22	2	10	200
	39.3	20.0	65.7	50							

Officials: John Cahill, Bob Donato, Pat Driscoll
Attendance: 10,167

Score by Periods	1st	2nd	Total
Marquette	32	41	73
Connecticut	28	41	69

15/20 Marquette 89, Seton Hall 76

Game 22 • January 24, 2007

Bradley Center • Milwaukee

MILWAUKEE (AP) — Three days after its victory over Big East leading Pittsburgh, Marquette sophomores Wesley Matthews and Jerel McNeal scored 22 points apiece and No. 15 Marquette had little trouble beating Seton Hall 89-76 on Wednesday night.

"It's really hard to maintain a top-notch intensity level that these guys have maintained the past few weeks," Golden Eagles coach Tom Crean said. "Our guys are really doing quite well with it. They come to play, they come to win, they come to work hard."

Marquette (18-4, 5-2 Big East) avoided an upset after its thrilling 77-74 overtime victory at Pittsburgh on Sunday. The Golden Eagles have won five consecutive games after starting conference play with losses to Providence and Syracuse.

The reason for the improved play has been Marquette's ability to drive to the basket instead of relying on 3-point shots. In their losses to Providence and Syracuse, the Golden Eagles went 8-for-44 in 3-pointers.

Against Seton Hall, Marquette scaled back its long jumpers, making 5-of-12 threes, instead using speed to outscore Seton Hall, 38-2, in fastbreak points and 56-30 in the paint.

"We went to the hole," said Matthews, who tied his career high in points.

It was the first time this season that Seton Hall (11-8, 3-4) has lost two consecutive games. The Pirates started the season 6-1, but have gone 5-7 since.

McNeal has big a big part of Marquette's success. He made 9-of-15 shots, and had seven rebounds, four steals and a career-high 10 assists.



AP Photo

15/20 Marquette 89, Seton Hall 76

Seton Hall	FG	3P	FT	O-D-REB	PF	TP	A	TO	B	S	MIN
Laing	f 5-14	0-1	3-6	3-6-9	3	13	3	4	0	2	38
Gaines	f 3-5	1-1	2-3	1-3-4	1	9	1	0	0	0	19
Garcia	c 5-6	0-0	0-0	2-0-2	3	10	0	0	0	0	17
Harvey	g 4-10	1-1	5-5	0-1-1	4	14	2	6	0	0	37
Davis	g 2-8	1-2	0-0	1-3-4	4	5	2	0	0	2	20
Nutter	7-12	2-5	2-2	3-4-7	2	18	1	2	0	0	32
Pratt	0-1	0-0	0-0	0-0-0	1	0	0	0	0	1	3
Marshall	0-0	0-0	0-0	0-0-0	0	0	0	1	0	0	1
Messy	0-1	0-1	0-0	0-4-4	4	0	0	0	0	0	9
Gause	2-6	2-6	1-2	1-0-1	2	7	2	1	0	2	24
Team				1-2-3	1						
Totals	28-63	7-17	13-18	12-23	25	76	11	14	0	7	200
	44.4	41.2	72.2	35							

Marquette	FG	3P	FT	O-D-REB	PF	TP	A	TO	B	S	MIN
Hayward	f 3-4	0-1	1-4	1-2-3	3	7	0	0	0	0	16
Barro	f 6-7	0-0	1-2	5-1-6	2	13	0	1	1	2	25
James	g 5-10	1-3	0-4	0-4-4	2	11	4	1	0	1	36
McNeal	g 9-15	2-4	2-2	0-7-7	2	22	10	3	1	4	34
Matthews	g 6-13	0-0	10-12	1-4-5	2	22	2	4	0	4	38
Fitzgerald	2-3	2-3	0-0	0-1-1	4	6	0	1	1	0	20
Cubillan	0-3	0-1	0-0	0-1-1	2	0	1	0	0	0	13
Burke	1-1	0-0	0-3	1-1-2	1	2	0	0	1	0	8
Kinsella	0-0	0-0	0-0	0-1-1	0	0	0	1	0	0	1
Lott	1-1	0-0	4-4	0-2-2	1	6	0	0	1	0	9
Team				1-1-2							
Totals	33-57	5-12	18-31	9-25	19	89	17	11	5	11	200
	57.9	41.7	58.1	34							

Officials: Jim Burr, J.D. Collins, Ray Perone
 Technical fouls: Seton Hall-Team. Marquette-None.
 Attendance: 15,506

Score by Periods	1st	2nd	Total
Seton Hall	30	46	76
Marquette	43	46	89

2006-07 Season Superlatives

Marquette Highs

Points	95	vs Eastern Michigan (Nov. 18)
FG Made	34	vs Texas Tech (Nov. 20)
FG Attempts	69	vs Eastern Michigan (Nov. 18)
FG Percentage	59.2	29-49 vs Oakland (Dec. 19)
3FG Made	13	vs Eastern Michigan (Nov. 18)
3FG Attempts	27	vs Eastern Michigan (Nov. 18)
3FG Percentage	64.3	9-14 vs Delaware State (Dec. 5)
FT Made	24	at Pittsburgh (Jan. 21)
FT Attempts	35	at Connecticut (Jan. 10)
FT Percentage	82.4	14-17 at Louisville (Jan. 15)
Rebounds	53	vs Northwestern State (Dec. 1)
Assists	22	vs Eastern Michigan (Nov. 18)
Steals	17	vs Detroit (Nov. 14)
Blocks	11	vs Eastern Michigan (Nov. 18)
Turnovers	23	Twice
Fouls	28	Twice

Marquette Lows

Points	58	vs Syracuse (Jan. 7)
FG Made	19	Twice
FG Attempts	42	vs Savannah State (Dec. 30)
FG Percentage	29.2	19-65 vs Idaho State (Nov. 13)
3FG Made	2	Twice
3FG Attempts	7	vs Oakland (Dec. 19)
3FG Percentage	16.7	3-18 vs Wisconsin (Dec. 9)
FT Made	6	Twice
FT Attempts	14	vs North Dakota State (Dec. 2)
FT Percentage	33.3	6-18 vs Md.-Baltimore County (Dec. 16)
Rebounds	27	vs Morgan State (Dec. 22)
Assists	7	at Valparaiso (Nov. 27)
Steals	4	at Louisville (Jan. 15)
Blocks	0	Twice
Turnovers	9	vs Duke (Nov. 21)
Fouls	14	Twice

Opponent Highs

Points	76	vs Seton Hall (Jan. 24)
FG Made	29	vs Wisconsin (Dec. 9)
FG Attempts	63	vs Seton Hall (Jan. 24)
FG Percentage	50.9	29-57 vs Wisconsin (Dec. 9)
3FG Made	12	at Valparaiso (Nov. 27)
3FG Attempts	27	vs Oakland (Dec. 19)
3FG Percentage	52.2	12-23 at Valparaiso (Nov. 27)
FT Made	26	at Connecticut (Jan. 10)
FT Attempts	36	at Pittsburgh (Jan. 21)
FT Percentage	94.4	17-18 vs Duke (Nov. 21)
Rebounds	44	vs Syracuse (Jan. 7)
Assists	17	Three times
Steals	14	at Connecticut (Jan. 10)
Blocks	9	Twice
Turnovers	25	vs Idaho State (Nov. 13)
Fouls	28	Twice

Opponent Lows

Points	45	vs Detroit (Nov. 14)
FG Made	16	Twice
FG Attempts	44	vs Detroit (Nov. 14)
FG Percentage	31.4	16-51 vs Oakland (Dec. 19)
3FG Made	3	Four times
3FG Attempts	8	vs North Dakota State (Dec. 2)
3FG Percentage	21.1	4-19 vs Savannah State (Dec. 30)
FT Made	2	vs Idaho State (Nov. 13)
FT Attempts	5	vs Idaho State (Nov. 13)
FT Percentage	40.0	2-5 vs Idaho State (Nov. 13)
Rebounds	25	at Valparaiso (Nov. 27)
Assists	7	Twice
Steals	3	vs Md.-Baltimore County (Dec. 16)
Blocks	0	Three times
Turnovers	14	vs Savannah State (Dec. 30)
Fouls	15	Twice

Marquette — Individual Game Highs

Points	25	Jerel McNeal vs Morgan State (Dec. 22)
	25	Dominic James vs Duke (Nov. 21)
FG Made	10	Ousmane Barro vs Northwestern State (Dec. 1)
	9	Twice
FG Attempts	22	Jerel McNeal vs Hillsdale Coll. (Nov. 10)
	19	Dominic James vs Wisconsin (Dec. 9)
FG Percentage	100.0 (5-5)	David Cubillan vs West Virginia (Jan. 13)
	87.5 (7-8)	Wesley Matthews vs Savannah State (Dec. 30)
3FG Made	4	Four times
3FG Attempts	9	Dominic James at Pittsburgh (Jan. 21)
	9	Dominic James at Valparaiso (Nov. 27)
3FG Percentage	100.0 (4-4)	David Cubillan vs West Virginia (Jan. 13)
	100.0 (2-2)	Twice
FT Made	11	Dominic James at Valparaiso (Nov. 27)
	10	Twice
FT Attempts	13	Jerel McNeal at Connecticut (Jan. 10)
	13	Dominic James at Valparaiso (Nov. 27)
FT Percentage	100.0 (8-8)	Lazar Hayward at Providence (Jan. 4)
	100.0 (4-4)	Three times
Rebounds	13	Ousmane Barro, three times
Assists	10	Jerel McNeal vs Seton Hall (Jan. 24)
	9	Dominic James vs Oakland (Dec. 19)
Steals	7	Jerel McNeal vs North Dakota State (Dec. 2)
	6	Jerel McNeal, three times
Blocks	3	Seven times
Turnovers	8	Jerel McNeal at Connecticut (Jan. 10)
	7	Jerel McNeal vs Syracuse (Jan. 7)

Opponent — Individual Game Highs

Points	28	Alando Tucker vs Wisconsin (Dec. 9)
	26	Andre Smith vs North Dakota State (Dec. 2)
FG Made	13	Alando Tucker vs Wisconsin (Dec. 9)
	11	Andre Smith vs North Dakota State (Dec. 2)
FG Attempts	18	Andre Smith vs North Dakota State (Dec. 2)
	16	Three times
FG Percentage	83.3 (5-6)	John Garcia vs Seton Hall (Jan. 24)
	61.1 (11-18)	Andre Smith vs North Dakota State (Dec. 2)
3FG Made	4	Six times
3FG Attempts	11	Erik Kangas vs Oakland (Dec. 19)
	9	Twice
3FG Percentage	100.0 (2-2)	Jon Pleafka vs Texas Tech (Nov. 20)
	100.0 (2-2)	Logan Kinghorn vs Idaho State (Nov. 13)
FT Made	10	Weyinmi Efejuku at Providence (Jan. 4)
	8	Four times
FT Attempts	11	Herbert Hill at Providence (Jan. 4)
	10	Three times
FT Percentage	100.0 (10-10)	Weyinmi Efejuku at Providence (Jan. 4)
	100.0 (8-8)	Derick Nelson vs Oakland (Dec. 19)
Rebounds	12	Ryvon Covile vs Detroit (11/14/06)
	10	Three times
Assists	11	Geoff McDermott at Providence (Jan. 4)
	9	Brandon McPherson at Valparaiso (Nov. 27)
Steals	4	Four times
Blocks	7	Herbert Hill at Providence (Jan. 4)
	6	Kyle Dodd vs Eastern Michigan (Nov. 18)
Turnovers	8	Carlos Medlock vs Eastern Michigan (Nov. 18)
	7	Three times

MU in the BIG EAST Statistics

	All Games	BIG EAST Games
Scoring Offense	73.7 8th	73.0 3rd
Scoring Defense	62.8 5th	70.1 12th
Scoring Margin	+10.9 7th	+2.9 7th
FT Pct.	63.8 14th	66.9 10th
FG Pct.	45.5 11th	44.3 5th
FG Pct. Def.	40.7 8th	41.5 6th
3FG Pct.	33.1 13th	32.8 10th
3FG Pct. Def.	34.5 10th	29.3 3rd
Rebounding	36.8 6th	36.7 4th
Rebounds Allowed	33.3 7th	36.4 9th
Rebound Margin	+3.5 8th	+0.3 9th
Blocked Shots	3.82 9th	2.86 12th
Assists	14.41 10th	13.57 8th
Steals	10.27 2nd	9.00 2nd
Turnover Margin	+3.91 3rd	+0.71 7th
Ast/TO Ratio	0.94 12th	0.84 10th
Off. Rebounds	13.95 3rd	13.86 4th
Def. Rebounds	22.86 10th	22.86 6th
3FG Made	5.86 13th	5.71 11th
Attendance	14,326 3rd	17144 3rd

Individuals in the BIG EAST Statistics (All Games)

Ousmane Barro	Field Goal Pct.	61.4	5th
	Blocks	1.18	14th
	Rebounding	6.8	15th
David Cubillan	3Pt. Pct.	44.8	8th
Dan Fitzgerald	3Pt. Pct.	41.5	13th
Dominic James	Steals	2.14	4th
	Scoring	16.5	7th
	Assists	4.59	9th
Wesley Matthews	Steals	1.64	14th
	Scoring	12.6	26th
Jerel McNeal	Steals	3.14	2nd
	Assists	4.24	13th
	Scoring	14.7	13th

MU in the NCAA Statistics (Top 50)

Steals	10.2	10th
Scoring Margin	+10.8	42nd
Scoring Defense	62.1	46th

Individuals in the NCAA Statistics

Jerel McNeal	Steals	3.1	4th
Dominic James	Steals	2.2	38th
	Assists	4.6	92nd

BIG EAST Statistics as of Jan. 25
NCAA Statistics as of Jan. 22



Scouting USF

USF earned its second win in seven tries in BIG EAST conference play, downing Rutgers, 62-40. In holding Rutgers to 40 points, it was the Bulls best defensive outing of the season. USF allowed 24 points fewer than it allows on the year.

Defense has been an issue at times for USF, giving up as many as 82 to Notre Dame and 81 to Louisville and Missouri State. Scoring has been an issue at times for USF. The Bulls have only scored more than 58 points twice in their BIG EAST games and were limited to 48 points against Pittsburgh. In non-conference play, Richmond held USF to 46 points.

Junior college transfer Kentrell Gransberry has USF's best all-around numbers. He scores nearly 15 points and grabs nearly 11 rebounds per game. He had 13 points and 13 rebounds in the win over Rutgers to lead USF in each category. He has scored double figures in all but one game he has played in, scoring a career high 24 in his first game, a win over Norfolk State. In the lone game he was held to single digits, he had a career best 17 rebounds against UNLV.

Four players score double figures for USF. Melvin Buckley leads the team at 15.9 points. McHugh Mattis scores 12.2 and Solomon Bozeman comes off the bench for 11.0 points per game. Buckley has scored 29 points twice this season in wins over Buffalo and Stetson.



USF Schedule

Nov. 13	Buffalo	W, 77-61
Nov. 17	South Carolina State	W, 82-69
Nov. 21	Florida International	W, 79-50
Nov. 27	Stetson	W, 77-72 OT
Dec. 5	Richmond	L, 46-56
Dec. 7	at Winston-Salem St.	W, 63-43
Dec. 9	at East Carolina	W, 65-52
Dec. 17	Norfolk State	W, 87-56
Dec. 18	TAMU-Corpus Christi	L, 63-69
Dec. 19	at UNLV	L, 59-74
Dec. 22	Missouri State	L, 69-81
Dec. 27	at UAB	L, 62-78
Dec. 29	Wake Forest	W, 75-67
Dec. 31	Bethune-Cookman	W, 82-49
Jan. 2	at Connecticut	L, 50-69
Jan. 7	at Pittsburgh	L, 48-69
Jan. 10	Louisville	L, 55-81
Jan. 14	Cincinnati	W, 74-59
Jan. 17	at West Virginia	L, 58-69
Jan. 21	at Notre Dame	L, 58-82
Jan. 24	Rutgers	W, 62-40
Jan. 28	Marquette	
Feb. 3	Notre Dame	
Feb. 7	at St. John's	
Feb. 10	at Louisville	
Feb. 14	Syracuse	
Feb. 17	DePaul	
Feb. 24	at Seton Hall	
Feb. 28	Providence	
March 3	at DePaul	

11-10 overall, 2-5 BIG EAST

Previous Game Starting Lineups

Marquette	Ht	Yr	PPG	RPG	USF	Ht	Yr	PPG	RPG		
1 Dominic James	G	5-11	So.	16.8	2.6	1 Kentrell Gransberry	C	6-9	Jr.	14.9	10.8
22 Jerel McNeal	G	6-3	So.	14.4	4.6	3 Melvin Buckley	F	6-7	Fr.	15.9	4.8
23 Wesley Matthews	G	6-5	So.	12.1	5.3	15 McHugh Mattis	F	6-6	Sr.	12.2	6.8
32 Lazar Hayward	F	6-6	Fr.	6.1	3.4	23 Jesus Verdejo	G	6-4	So.	9.1	1.9
41 Ousmane Barro	F	6-10	Jr.	8.6	6.8	24 Chris Howard	G	6-3	Fr.	5.6	2.6

Stats Comparison

	FG Pct.	Opp. FG Pct.	3 Pt. Pct.	FT Pct.	Reb/Gm.	Ast.	TO	B	S	Pts./Gm.
USF	45.6	40.5	33.5	65.6	36.1	313	359	111	135	66.2
Marquette	45.5	40.7	33.1	63.8	36.8	319	339	84	226	73.7

Season RPI

Opponent	RPI	SOS	Opp. RPI
Hillsdale	—	—	—
Idaho State	—	—	200
Detroit	118	130	118
Eastern Mich.	2	3	37
Texas Tech	56	138	44
Duke	34	121	17
Valparaiso	22	89	103
Nwestern St.	13	55	73
N. Dakota St.	11	50	89
Delaware St.	35	68	136
Wisconsin	47	138	57
UMBC	61	90	197
Oakland	63	122	105
Morgan St.	58	131	308
Savannah St.	69	145	295
Providence	81	176	71
Syracuse	74	130	79
Connecticut	77	92	72
West Virginia	63	79	38
Louisville	49	48	74
Pittsburgh	37	41	3
Seton Hall	26	20	107
USF	24	20	168
Providence			
Rutgers			
Georgetown			
DePaul			
Louisville			
Villanova			
Notre Dame			
Pittsburgh			

Last Meeting: Marquette 66, USF 64 (Jan. 15, 2005)

	USF	FG	3P	FT	O-D-REB	PF	TP	A	TO	B	S	MIN
Bryant	f	5-8	0-0	2-2	3-2-5	4	12	1	1	1	2	34
Leather	f	8-11	0-0	9-11	1-3-4	3	25	0	3	1	0	38
Jones	c	3-4	0-0	3-6	1-6-7	3	9	0	3	2	0	35
Swift	g	3-13	1-7	1-2	0-2-2	3	8	10	1	0	1	36
Holmes	g	1-3	1-2	2-2	1-0-1	3	5	3	2	0	1	17
Bringman		0-0	0-0	0-0	0-1-1	1	0	0	1	0	0	5
Capko		0-0	0-0	0-0	0-0-0	0	0	0	0	0	0	4
Dennis		2-4	1-2	0-0	0-3-3	3	5	1	2	0	0	29
Diarra		0-0	0-0	0-0	1-1-2	0	0	0	0	0	0	2
Team					1-0-1							1
Totals		22-43	3-11	17-23	8-18	20	64	15	14	4	4	200
		51.2	27.3	73.9	26							

Officials: David Maracich, Dennis Bracco, Jackie Sanders
Attendance: N/A

Score by Periods	1st	2nd	Total
USF	36	28	64
Marquette	25	41	66

Head Coach

Robert McCullum
39-68 at USF, third year
83-113 career, seventh year

Media Relations

Scott Kuykendall
skuyken@admin.usf.edu
Office: (813) 874-7099
FAX: (813) 874-5328

2006-07 Leaders

Scoring	Avg.
Melvin Buckley	15.9
Kentrell Gransberry	10.8
Chris Howard	5.6
Kentrell Gransberry	59.3
Melvin Buckley	36.2
Solomon Bozeman	88.8

RPI Rank: 168
Strength of Schedule Rank: 160

Series History

Marquette leads, 12-2.

Career Records Update

Career Games Played

1. Scott Merritt	2000-04	126
Steve Novak	2000-04	126
3. Roney Eford	1992-96	125
Ousmane Barro	2004-	80

Career Points

1. George Thompson	1966-69	1,773
2. Butch Lee	1974-78	1,725
3. Travis Diener	2001-05	1,691
Dominic James	2005-	836

Career Scoring Average (min. two seasons)

1. George Thompson	1966-69	20.4
2. Dwyane Wade	2001-03	19.7
3. Jim Chones	1970-72	19.0
Dominic James	2005-	15.8

Career Field Goals Made

1. Bo Ellis	1973-77	674
2. Butch Lee	1974-78	666
3. George Thompson	1966-69	656
Dominic James	2005-	299

Career Field Goals Attempted

1. Brian Wardle	1997-01	1,430
2. Butch Lee	1974-78	1,403
3. Don Kojis	1958-61	1,400
Dominic James	2005-	695

Career Field Goal Percentage (min. 450 att.)

1. Ric Cobb	1968-70	58.8
2. Jim McIlvaine	1990-94	52.2
3. Jerome Whitehead	1975-78	54.8
Dominic James	2005-	43.0

Career 3FG Field Goals Made

1. Steve Novak	2002-06	354
2. Travis Diener	2001-05	284
3. Robb Logterman	1990-94	244
Dominic James	2005-	78

Career 3FG Field Goals Attempted

1. Steve Novak	2002-06	768
2. Travis Diener	2001-05	687
3. Robb Logterman	1990-94	595
Dominic James	2005-	251

Career 3FG Field Goal Percentage (min. 100 att.)

1. Steve Novak	2002-06	46.1
2. Mark Anglavar	1987-91	43.1
3. Tony Smith	1986-90	42.9
Dominic James	2005-	31.1

Career Free Throws Made

1. Dean Meminger	1968-71	493
2. George Thompson	1966-69	453
3. Tony Smith	1986-90	406
Dominic James	2005-	160

Career Free Throws Attempted

1. Dean Meminger	1968-71	762
2. George Thompson	1966-69	674
3. Bob Wolf	1964-67	549
Dominic James	2005-	253

Career Free Throw Percentage (min. 200 att.)

1. Steve Novak	2002-06	93.1
2. Butch Lee	2001-05	83.7
3. Travis Diener	2001-05	83.7
Dominic James	2005-	63.2

Career Rebounds

1. Don Kojis	1958-61	1,222
2. Bo Ellis	1973-77	1,085
3. Terry Rand	1953-56	978
Ousmane Barro	2004-	298

Career Rebound Average (min. two seasons)

1. Don Kojis	1958-61	15.1
2. Terry Rand	1953-56	12.7
3. Walt Mangham	1957-60	12.3
Wesley Matthews	2005-	4.7

Career Assists

1. Tony Miller	1991-95	956
2. Travis Diener	2001-05	617
3. Aaron Hutchins	1994-98	550
Dominic James	2005-	268

Career Blocked Shots

1. Jim McIlvaine	1990-94	399
2. Amal McCaskill	1991-96	175
3. Faisal Abraham	1993-97	172
Ousmane Barro	2004-	50

Career Steals

1. Michael Wilson	1978-82	272
2. Mandy Johnson	1981-85	253
3. Doc Rivers	1980-83	203
Jerel McNeal	2005-	130

Season Records Update

Season Points

1. Dwyane Wade	2002-03	710
2. Tony Smith	1989-90	689
3. George Thompson	1967-68	664
Dominic James	2006-07	363

Season Scoring Average

1. Tony Smith	1989-90	23.8
2. George Thompson	1967-68	22.9
3. Bob Wolf	1965-66	22.0
Dominic James	2006-07	16.5

Season Field Goals Made

1. George Thompson	1967-68	252
2. Dwyane Wade	2002-03	251
3. Earl Tatum	1975-75	241
Dominic James	2006-07	125

Season Field Goals Attempted

1. Don Kojis	1960-61	536
2. George Thompson	1967-68	507
3. Dwyane Wade	2002-03	501
Dominic James	2006-07	291

Season Field Goal Percentage (min. 230 att.)

1. Terry Rand	1953-54	65.5
2. Ron Curry	1991-92	59.2
3. Damon Key	1991-92	57.7
Ousmane Barro	2006-07	61.4

Season 3FG Field Goals Made

1. Steve Novak	2005-06	121
2. Travis Diener	2003-04	90
3. Steve Novak	2004-05	89
Dominic James	2006-07	37

Season 3FG Field Goals Attempted

1. Steve Novak	2005-06	259
2. Steve Novak	2003-04	207
3. Travis Diener	2003-04	200
Dominic James	2006-07	115

Season 3FG Field Goal Percentage (min. 75 att.)

1. Mark Anglavar	1987-91	53.5
2. Steve Novak	2002-03	50.5
3. Mark Anglavar	1990-91	47.4
David Cubillan	2006-07	44.8

Season Free Throws Made

1. Dwyane Wade	2002-03	194
2. Dean Meminger	1970-71	184
3. Dean Meminger	1969-70	178
Dominic James	2006-07	76

Season Free Throws Attempted

1. Dean Meminger	1969-70	279
2. Dean Meminger	1970-71	250
3. Dwyane Wade	2002-03	249
Dominic James	2006-07	122

Season Free Throw Percentage (min. 100 att.)

1. Travis Diener	2003-04	88.3
2. Bob Walczak	1954-55	88.1
3. Butch Lee	1976-77	87.2
Jerel McNeal	2006-07	71.0

Season Rebound Average

1. Don Kojis	1960-61	17.1
2. Don Kojis	1959-60	15.4
3. Terry Rand	1954-55	14.7
Ousmane Barro	2006-07	6.8

Season Assists

1. Tony Miller	1993-94	274
2. Tony Miller	1994-95	248
3. Tony Miller	1991-92	221
Dominic James	2006-07	88

Season Blocked Shots

1. Jim McIlvaine	1993-94	142
2. Jim McIlvaine	1990-91	92
3. Jim McIlvaine	1991-92	86
Ousmane Barro	2006-07	26

Season Steals

1. Michael Wilson	1980-81	89
2. Mandy Johnson	1984-85	87
3. Dwyane Wade	2001-02	79
7. Jerel McNeal	2006-07	66



1 • Dominic James

Sophomore
Guard
5-11
165
Richmond, Ind.
Richmond

Season Honors: Unanimous Preseason All-BIG EAST ... named to the John R. Wooden Award Preseason Top 50 ... named to Rivals.com Preseason All-America First Team ... named Collegehoops.net Preseason All-American ... named All-American by four ESPN.com experts, including Jay Bilas and Pat Forde ... nominee for Bob Cousy Award ... preseason candidate for Nasmith Award.

2006-07: Had 13 points and four assists against Hillsdale Coll. (Nov. 10) ... scored 37 points and had eight assists in two games of the Milwaukee Region of the CBE Classic, where he was named MVP ... led team with 17 points against Eastern Mich. (Nov. 18) ... scored 16 points vs Texas Tech (Nov. 20) and 25 points in win over Duke (Nov. 21) en route to a CBE Classic MVP honor and BIG EAST Honor Roll mention ... also was named CollegeInsider.com Player of the Week for his efforts ... had season high seven assists in Duke win, accounting for 16 of MU's 25 field goals ... led team with 22 points, half coming on a career high 11 made free throws vs. Valparaiso (Nov. 27) ... Recorded 19 points, five rebounds and six assists against Northwestern State (Dec. 1) ... was 5-for-7 from the field, scoring 13 points vs. Delaware State (Dec. 5) ... connected for 19 points against Wisconsin (Dec. 9) ... registered a team high 17 points and six assists, along with four steals in win against UMBC (Dec. 16) ... matched a career high with nine assists, score 20 points and grabbed a season best six rebounds vs. Oakland (Dec. 21) ... against Savannah St. (Dec. 30), scored 22 points with six assists ... had 12 points and four assists against Providence (Jan. 4) ... scored 17 points at Connecticut (Jan. 10) ... scored a game-high 21 points and tied a career best with five steals against West Virginia (Jan. 13) ... tallied 18 points and five assists at Louisville (Jan. 15) ... scored a team-high 23 points with five assists and no turnovers in win over Pittsburgh (Jan. 21).

Career Highs

Points 29, DePaul (1/17/06)
Rebounds 11, Louisville (3/1/06)
Field Goals 11, DePaul (1/17/06)
FG Attempts 21, Nebraska (11/30/05)
Three FG 4, **Three Times**
Three FG Att. 14, Nebraska (11/30/05)
Free Throws 11, **Valparaiso (11/27/06)**
Free Throw Att. 13, **Valparaiso (11/27/06)**
Assists 9, **Four Times**
Steals 5, **Three Times**
Blocks 1, **12 Times**
Minutes 42, Louisville (3/1/06)

Season Highs

25, Duke (11/21)
 6, Oakland (12/19)
 9, Duke (11/21)
 19, Wisconsin
 4, Twice
 9, Twice
 11, Valparaiso (11/27)
 13, Valparaiso (11/27)
 9, Oakland (12/19)
 5, West Virginia (1/13)
 1, Twice
 39, Pittsburgh (1/21)

James Game-by-Game

Opponent	Min.	FG-A	3P-A	FT-A	O-D-R	F	A	TO	B	S	Pts.
Hillsdale Coll.	30	3-15	0-1	7-8	0-1-1	2	4	2	0	4	11
Idaho State	38	5-14	3-8	4-9	1-4-5	1	3	3	0	4	17
Detroit	29	8-15	2-5	2-4	0-2-2	1	5	0	0	4	20
Eastern Mich.	25	6-11	3-6	2-4	1-1-2	3	6	4	0	3	17
vs Texas Tech	32	7-15	1-6	1-4	0-1-1	3	1	4	0	0	16
vs Duke	34	9-15	2-4	5-6	1-2-3	0	7	1	0	1	25
at Valparaiso	26	4-12	3-9	11-13	0-0-0	2	3	2	0	1	22
Northwestern St.	31	7-12	0-3	5-7	1-4-5	2	6	1	0	2	19
North Dakota St.	27	3-11	1-5	1-2	0-2-2	2	6	3	1	2	8
Delaware St.	33	5-7	2-2	1-4	0-1-1	2	1	4	1	0	13
Wisconsin	37	7-19	2-7	3-6	1-3-4	2	1	2	0	2	19
Md.-Baltimore Co.	36	8-16	0-6	1-1	0-2-2	2	6	3	0	4	17
Oakland	31	8-14	1-2	3-5	2-4-6	2	9	6	0	1	20
Morgan St.	31	2-6	1-2	2-2	0-0-0	1	3	6	0	2	7
Savannah St.	35	6-11	2-5	8-11	0-1-1	2	6	3	0	2	22
at Providence	37	3-11	1-8	5-7	0-2-2	3	4	1	0	2	12
Syracuse	32	3-12	0-7	0-3	1-3-4	4	6	2	1	3	6
at Connecticut	33	5-18	1-5	6-10	2-2-4	2	4	3	0	3	17
West Virginia	33	8-17	3-5	2-4	1-4-5	2	6	4	0	5	21
at Louisville	35	7-16	4-7	0-0	0-3-3	2	5	4	0	1	18
at Pittsburgh	39	6-14	4-9	7-8	0-1-1	3	5	0	0	0	23
Seton Hall											
at USF											
Providence											
Rutgers											
at Georgetown											
at DePaul											
Louisville											
Villanova											
at Notre Dame											
Pittsburgh											

James' Career Stats

Year	GP	GS	Min	Avg	FG-FGA	Pct	3FG-FGA	Pct	FT-FTA	Pct	Off	Def	Tot	Avg	PF	FO	Ast	TO	Blk	Stl	Pts	Avg
2005-06	31	31	1,006	32.5	174-404	43.1	41-136	30.1	84-131	64.1	24	116	140	4.5	74	2	167	87	12	50	473	15.3
2006-07	21	21	684	32.6	120-281	42.7	36-112	32.1	76-118	64.4	12	42	54	2.6	43	0	97	58	3	46	352	16.8
TOTAL	52	52	1,690	32.5	295-686	43.0	77-248	31.0	160-249	64.3	36	158	194	3.7	117	2	264	145	15	96	827	15.9



5 • Dan Fitzgerald

Junior
Forward
6-9
205
St. Paul, Minn.
St. Thomas/Tulane

2006-07: Came off the bench and made both field goal attempts against Hillsdale Coll. (Nov. 10) ... scored six points in 25 minutes against Idaho State (Nov. 13), where had six free throw attempts ... hit double digits for the first time in 2006-07 with 12 points against Eastern Mich. (Nov. 18) ... scored 11 points to help MU to a CBE semifinal win over Texas Tech (Nov. 20) ... grabbed a season high seven rebounds against Valparaiso (Nov. 27) ... recorded six rebounds in win over Northwestern State (Dec. 1) ... in first start of season scored 13 points, hitting 5-of-7 shots from the field and grabbed seven rebounds vs. Delaware State (Dec. 5) ... made second start of season, scoring two points and grabbing two rebounds against Wisconsin (Dec. 9) ... scored eight points, grabbed six rebounds and made a career high four steals vs. UMBC (Dec. 16) ... grabbed four rebounds and scored four points in 17 minutes against Oakland (Dec. 19) ... scored 11 points, including nine points from beyond the ark, against Morgan St. (Dec. 22) ... tallied seven points and five rebounds vs. Savannah St. (Dec. 30) ... scored eight points and grabbed five rebounds off the bench against Providence (Jan. 4) ... grabbed five rebounds in 19 minutes vs. West Virginia (Jan. 13) ... tallied a season-high 14 points, going 4-for-6 from three-point range, in 30 minutes off the bench at Pittsburgh (Jan. 21).

Career Highs

Points 18, DePaul (1/25/06)
Rebounds 8, Rice (11/18/05)
Field Goals 6, DePaul (1/25/06)
FG Attempts 14, Tulane (2/21/04)
Three FG 6, DePaul (1/25/06)
Three FG Att. 10, Twice
Free Throws 5, Oral Roberts (11/25/05)
Free Throw Att. 6, Oral Roberts (11/25/05)
Assists 8, Rice (11/18/05)
Steals **4, UMBC (12/16/06)**
Blocks 2, Pittsburgh (1/28/06)
Minutes 32, Saint Louis (2/28/04)

Season Highs


14, Pittsburgh (1/21)
 7, Twice
 5, Delaware State (12/5)
 9, Eastern Mich. (11/18)
 4, Pittsburgh (1/21)
 6, Pittsburgh (1/21)
 3, Idaho State (11/13)
 6, Idaho State (11/13)
 3, Twice
 4, UMBC (12/16)
 1, Savannah State (12/30)
 30, Twice

Fitzgerald Game-by-Game

Opponent	Min.	FG-A	3P-A	FT-A	O-D-R	F	A	TO	B	S	Pts.
Hillsdale Coll.	19	2-2	1-1	0-0	3-1-4	2	3	2	0	0	5
Idaho State	25	1-5	1-5	3-6	3-2-5	2	2	2	0	0	6
Detroit	15	1-1	0-0	0-0	1-0-1	2	1	1	0	1	2
Eastern Mich.	24	4-9	2-5	2-2	1-2-3	1	0	1	0	2	12
vs Texas Tech	13	2-3	1-2	0-0	2-1-3	2	1	1	0	1	11
vs Duke	22	3-7	1-3	1-3	3-2-5	2	0	0	0	1	8
at Valparaiso	20	0-1	0-1	0-0	1-6-7	3	1	0	0	0	0
Northwestern St.	19	1-2	1-2	1-2	2-4-6	3	1	3	0	0	4
North Dakota St.	14	2-7	1-4	1-1	3-3-6	4	0	0	0	0	6
Delaware St.	26	5-7	3-5	0-0	3-4-7	2	1	1	0	0	13
Wisconsin	21	1-3	0-1	0-0	0-2-2	2	1	1	0	0	2
Md.-Baltimore Co.	18	3-4	2-3	0-1	1-5-6	3	1	1	0	4	8
Oakland	17	1-2	1-2	1-1	0-4-4	1	0	2	0	1	4
Morgan St.	21	4-5	3-4	0-0	0-2-2	2	0	0	0	0	11
Savannah St.	22	2-4	1-3	2-2	1-4-5	0	1	2	1	1	7
at Providence	25	3-8	1-5	1-1	2-3-5	4	1	2	0	0	8
Syracuse	8	0-0	0-0	0-0	0-1-1	5	0	3	0	0	0
at Connecticut	14	1-2	1-2	0-0	0-1-1	4	0	0	0	0	3
West Virginia	19	1-4	0-3	0-0	1-4-5	5	3	1	0	0	2
at Louisville	30	2-6	1-5	1-1	3-2-5	2	0	1	0	0	6
at Pittsburgh	30	4-7	4-6	2-2	0-2-2	5	1	0	0	1	14
Seton Hall											
at USF											
Providence											
Rutgers											
at Georgetown											
at DePaul											
Louisville											
Villanova											
at Notre Dame											
Pittsburgh											

Fitzgerald's Career Stats

Year	GP	GS	Min	Avg	FG-FGA	Pct	3FG-FGA	Pct	FT-FTA	Pct	Off	Def	Tot	Avg	PF	FO	Ast	TO	Blk	Stl	Pts	Avg
2003-04 (at TUL)	28	3	413	14.8	37-104	35.6	23-79	29.1	20-32	62.5	17	34	51	1.8	44	1	27	22	4	15	117	4.2
2004-05	Did not play per NCAA Transfer rules																					
2005-06	31	2	617	19.9	56-117	47.9	30-74	40.5	21-29	72.4	24	51	75	2.4	78	4	51	57	6	20	163	5.3
2006-07	21	6	419	20.0	43-89	48.3	25-62	40.3	15-22	68.2	30	55	85	4.0	57	3	18	23	1	12	126	6.0
TOTAL	80	11	1,449	18.1	136-310	43.9	78-215	36.3	56-83	67.5	71	140	211	2.6	179	8	96	102	11	47	406	5.1



10 • David Cubillan

Freshman

Guard

6-0

170

Mara Caibo, Venezuela

(Newark (N.J.) St. Benedict's)

2006-07: Had two blocks, two assists and five points in collegiate debut against Hillsdale Coll. (Nov. 10) ... played 20 minutes against Detroit (Nov. 13), scoring 10 points for the first time in his career ... followed that up with 10 points against Eastern Mich. (Nov. 18) ... had four field goals for 11 points and a career high five rebounds in win over Texas Tech (Nov. 20) ... recorded career high three steals vs. Northwestern State (Dec. 1) ... led Marquette with eight points off the bench vs. North Dakota St. (Dec. 2) ... dished four assists and scored three points in 19 minutes vs. Delaware State (Dec. 5) ... scored eight points in 25 minutes in win against Oakland (Dec. 19) ... also hit three-point field goal for 12th time in 13 games this season ... made first start of career against Providence (Jan. 4), scoring three points ... played 24 minutes, scoring a career-high 14 points on 5-of-5 shots from the field, including 4-of-4 from three-point range in win against West Virginia (Jan. 13) ... tied a season high, playing in 30 minutes off the bench in win over Pittsburgh (Jan. 21).

Career & Season Highs

Points	14, West Virginia (1/13)
Rebounds	5, Texas Tech (11/20)
Field Goals	5, West Virginia (1/13)
FG Attempts	6, Texas Tech (11/20)
Three FG	4, West Virginia (1/13)
Three FG Att.	5, Twice
Free Throws	2, Three Times
Free Throw Att.	3, Duke (11/21)
Assists	5, Eastern Mich. (11/18)
Steals	3, Northwestern St. (12/1)
Blocks	2, Hillsdale Coll. (11/10)
Minutes	30, Twice

Cubillan Game-by-Game

Opponent	Min.	FG-A	3P-A	FT-A	O-D-R	F	A	TO	B	S	Pts.
Hillsdale Coll.	19	2-3	1-2	0-1	1-1-2	2	1	0	2	1	5
Idaho State	18	0-1	0-1	0-0	1-1-2	1	1	0	0	0	0
Detroit	20	3-5	2-3	2-2	0-0-0	2	2	2	0	0	10
Eastern Mich.	16	3-4	3-4	1-2	0-1-1	1	5	1	0	0	10
vs Texas Tech	28	4-6	3-5	0-0	1-4-5	2	1	1	0	1	11
vs Duke	19	1-3	1-3	2-3	0-1-1	2	0	1	0	0	5
at Valparaiso	23	1-3	1-3	1-2	0-2-2	0	1	1	0	1	4
Northwestern St.	22	1-5	1-4	0-0	1-1-2	2	4	1	0	3	3
North Dakota St.	15	3-4	2-3	0-0	0-1-1	2	3	1	0	0	8
Delaware St.	19	1-2	1-1	0-0	0-0-0	0	4	0	0	2	3
Wisconsin	18	1-5	1-2	0-0	1-1-2	1	1	0	0	1	3
Md.-Baltimore Co.	19	1-5	1-5	0-2	0-1-1	0	2	0	0	1	3
Oakland	25	2-3	2-2	2-2	0-2-2	2	2	3	1	0	8
Morgan St.	15	1-2	0-1	0-0	0-0-0	0	1	0	0	1	2
Savannah St.	10	0-0	0-0	0-0	0-0-0	2	2	0	0	0	0
at Providence	30	1-7	1-5	0-0	1-1-2	0	1	1	0	2	3
Syracuse	21	2-5	2-5	0-0	1-0-1	3	1	2	0	1	6
at Connecticut	12	0-2	0-0	0-0	0-1-1	1	1	1	0	0	0
West Virginia	24	5-5	4-4	0-0	1-3-4	1	0	1	0	1	14
at Louisville	22	0-2	0-2	0-0	0-1-1	2	0	0	0	0	0
at Pittsburgh	30	0-3	0-2	0-0	0-4-4	1	2	2	0	0	0
Seton Hall											
at USF											
Providence											
Rutgers											
at Georgetown											
at DePaul											
Louisville											
Villanova											
at Notre Dame											
Pittsburgh											

Cubillan's Career Stats

Year	GP	GS	Min	Avg	FG-FGA	Pct	3FG-FGA	Pct	FT-FTA	Pct	Off	Def	Tot	Avg	PF	FO	Ast	TO	Blk	Stl	Pts	Avg
2006-07	21	1	425	20.2	32-75	42.7	26-57	45.6	8-14	57.1	8	26	34	1.6	27	0	35	18	3	15	98	4.7
TOTAL	21	1	425	20.2	32-75	42.7	26-57	45.6	8-14	57.1	8	26	34	1.6	27	0	35	18	3	15	98	4.7



12 • Dwight Burke

Sophomore

Forward

6-8

245

Brooklyn, N.Y.

Benedict's Prep (N.J.)

2006-07: Made only field goal attempt against Hillsdale Coll. (Nov. 10) ... logged a career-high two blocks in four minutes against Detroit (Nov. 13) ... played 12 minutes scoring three points against Eastern Mich. (Nov. 18) ... against Texas Tech (Nov. 20), scored four points and had three rebounds ... had three rebounds vs. North Dakota State (Dec. 2) ... logged 17 minutes and grabbed three rebounds and tied a career high with two blocks against UMBC (Dec. 16) ... in 18 minutes, grabbed five rebounds against Syracuse (Jan. 7) ... against Connecticut (Jan. 7), set career highs for points (5) and rebounds (7) while playing in a career-high 23 minutes ... matched career high with five points and grabbed four rebounds in 13 minutes vs. West Virginia (Jan. 13) ... had two points and three rebounds in 10 minutes at Pittsburgh (Jan. 21).

Career Highs

Points

Rebounds

Field Goals

FG Attempts

Three FG

Three FG Att.

Free Throws

Free Throw Att.

Assists

Steals

Blocks

Minutes

5, Twice

7, Connecticut (1/10/07)

2, Twice

5, Connecticut (1/10/07)

—

—

3, West Virginia (1/13/07)

4, West Virginia (1/13/07)

2, Texas Tech (11/20/06)

1, Three Times

2, Three Times

23, Connecticut (1/10/07)

Season Highs

5, Twice

7, Connecticut (1/10)

2, Twice

5, Connecticut (1/10)

—

—

3, West Virginia (1/13)

4, West Virginia (1/13)

2, Texas Tech (11/20)

1, Twice

2, Three Times

23, Connecticut (1/10)

Burke Game-by-Game

Opponent	Min.	FG-A	3P-A	FT-A	O-D-R	F	A	TO	B	S	Pts.
Hillsdale Coll.	6	1-1	0-0	0-0	1-1-2	0	0	0	0	0	2
Idaho State	2	0-1	0-0	0-0	1-0-1	0	0	0	0	0	0
Detroit	4	0-0	0-0	0-0	0-0-0	0	0	0	2	0	0
Eastern Mich.	12	1-2	0-0	1-3	2-0-2	3	0	0	1	0	3
vs Texas Tech	14	2-2	0-0	0-0	2-1-3	2	2	0	1	0	4
vs Duke	8	0-0	0-0	0-0	0-2-2	3	0	0	0	0	0
at Valparaiso	7	0-0	0-0	0-0	0-0-0	4	0	1	0	1	0
Northwestern St.	6	0-0	0-0	0-0	1-0-1	1	0	2	0	0	0
North Dakota St.	11	0-1	0-0	0-0	1-2-3	0	0	0	0	0	0
Delaware St.	8	0-0	0-0	0-2	0-2-2	2	0	0	0	0	2
Wisconsin	7	0-0	0-0	0-0	0-0-0	0	0	0	0	1	0
Md.-Baltimore Co.	17	0-3	0-0	0-2	1-2-3	1	0	1	2	0	0
Oakland	5	0-1	0-0	0-0	0-0-0	2	0	1	0	0	0
Morgan St.	6	0-0	0-0	0-0	0-1-1	1	0	0	0	0	0
Savannah St.	6	0-0	0-0	0-0	0-0-0	0	0	0	0	0	0
at Providence	4	0-0	0-0	0-0	0-0-0	2	0	0	0	0	0
Syracuse	18	0-1	0-0	0-0	2-3-5	2	0	1	2	0	0
at Connecticut	23	2-5	0-0	1-2	3-4-7	4	0	1	2	1	5
West Virginia	13	1-1	0-0	3-4	0-4-4	2	0	0	0	0	5
at Louisville	8	0-0	0-0	0-0	1-0-1	1	0	2	0	0	0
at Pittsburgh	10	1-1	0-0	0-2	0-3-3	2	0	1	0	0	2
Seton Hall											
at USF											
Providence											
Rutgers											
at Georgetown											
at DePaul											
Louisville											
Villanova											
at Notre Dame											
Pittsburgh											

Burke's Career Stats

Year	GP	GS	Min	Avg	FG-FGA	Pct	3FG-FGA	Pct	FT-FTA	Pct	Off	Def	Tot	Avg	PF	FO	Ast	TO	Blk	Stl	Pts	Avg
2005-06	20	0	105	5.3	5-12	41.7	0-0	—	6-9	66.7	5	10	15	0.8	24	0	1	9	3	1	16	0.8
2006-07	21	0	195	9.3	8-19	42.1	0-0	—	5-15	33.3	15	25	40	1.9	32	0	2	10	10	3	21	1.0
TOTAL	41	0	300	7.3	13-31	41.9	0-0	—	11-24	45.8	20	35	55	1.3	56	0	3	19	13	4	37	0.9



21 • Lawrence Blackledge

Junior
Forward
6-8
185
Carbondale, Ill.
(Carbondale/Southwestern Ill. Coll.)

2006-07: Played three minutes against Hillsdale Coll. (Nov. 10) ... played 14 minutes against Detroit (Nov. 13), scoring six points, grabbing two rebounds, blocking a shot and recording two steals ... scored a career best eight points and had a career high seven rebounds against Eastern Mich. (Nov. 18) ... tallied a career high two blocks in 11 minutes vs. North Dakota State (Dec. 2) ... scored four points in 12 minutes against UMBC (Dec. 16) ... in a career long 20 minutes scored six points and grabbed three rebounds vs. Morgan State (Dec. 22).

Career & Season Highs

Points	8, Eastern Mich. (11/18)
Rebounds	7, Eastern Mich. (11/18)
Field Goals	4, Eastern Mich. (11/18)
FG Attempts	8, Eastern Mich. (11/18)
Three FG	—
Three FG Att.	2, Morgan State (12/22)
Free Throws	2, Oakland (12/19)
Free Throw Att.	4, Hillsdale Coll. (11/10)
Assists	2, Twice
Steals	2, Twice
Blocks	2, North Dakota State (12/2)
Minutes	20, Morgan State (12/22)

Blackledge Game-by-Game

Opponent	Min.	FG-A	3P-A	FT-A	O-D-R	F	A	TO	B	S	Pts.
Hillsdale Coll.	3	0-0	0-0	1-4	0-1-1	1	0	0	0	0	1
Idaho State	8	0-1	0-0	1-2	0-1-1	0	0	0	1	0	0
Detroit	14	3-4	0-0	0-0	1-1-2	1	0	1	1	2	6
Eastern Mich.	13	4-8	0-0	0-1	3-4-7	1	2	0	0	0	8
vs Texas Tech	3	1-1	0-0	0-0	1-0-1	0	0	0	0	0	2
vs Duke	2	0-0	0-0	0-0	0-0-0	0	0	0	0	0	0
at Valparaiso	4	0-1	0-0	0-0	0-0-0	0	0	1	0	0	0
Northwestern St.	7	1-4	0-0	1-2	3-2-5	1	1	1	1	1	3
North Dakota St.	11	0-0	0-0	0-0	0-0-0	1	1	1	2	0	0
Delaware St.	4	0-1	0-0	0-0	1-0-1	0	0	0	0	0	4
Wisconsin											Did not play
Md.-Baltimore Co.	12	2-2	0-0	0-0	2-0-2	2	1	1	1	0	4
Oakland	3	0-0	0-0	2-2	0-0-0	0	1	0	0	0	2
Morgan St.	20	3-6	0-2	0-0	2-1-3	1	2	0	1	2	6
Savannah St.	10	0-0	0-0	0-0	0-3-3	0	0	2	0	0	0
at Providence	1	0-1	0-0	0-0	0-0-0	0	0	0	0	0	0
Syracuse	2	0-1	0-0	0-0	1-0-1	0	0	2	0	0	0
at Connecticut											Did not play
West Virginia	1	0-1	0-0	0-0	0-0-0	0	0	0	0	0	0
at Louisville											Did not play
at Pittsburgh											Did not play
Seton Hall											
at USF											
Providence											
Rutgers											
at Georgetown											
at DePaul											
Louisville											
Villanova											
at Notre Dame											
Pittsburgh											

Blackledge's Career Stats

Year	GP	GS	Min	Avg	FG-FGA	Pct	3FG-FGA	Pct	FT-FTA	Pct	Off	Def	Tot	Avg	PF	FO	Ast	TO	Blk	Stl	Pts	Avg
2006-07	17	0	117	6.9	14-31	45.2	0-2	.000	5-11	45.5	14	13	27	1.6	8	0	8	9	7	5	33	1.9
TOTAL	17	0	117	6.9	14-31	45.2	0-2	.000	5-11	45.5	14	13	27	1.6	8	0	8	9	7	5	33	1.9



22 • Jerel McNeal

Sophomore
Guard
6-3
195
Chicago, Ill.
Hillcrest

2006-07: Played 35 minutes, making 7-of-22 field goals and 5-of-7 free throws for a team-high 19 points against Hillsdale Coll. (Nov. 10) ... also grabbed a team-high seven boards against Hillsdale ... set a CBE Classic record with six steals against Idaho State (Nov. 13), a record he later tied against Duke (Nov. 21) ... tied a career-high with seven assists against Detroit (Nov. 14) and tied that record against Texas Tech (Nov. 20) ... had 19 points against Texas Tech and 17 against Duke and was named a member of the CBE Classic All-Tournament Team ... was named the BIG EAST Player of the Week for his efforts against Texas Tech and Duke ... tallied 10 points in victory over Valparaiso (Nov. 27) ... had 13 points against Northwestern State (Dec. 1) ... scored a team-high 16 points, going 8-for-17 from the field, and set a career-high with seven steals vs. North Dakota State (Dec. 2) ... scored a game-high 16 points, had four assists and four steals in win over Delaware State (Dec. 5) ... went 6-for-11 from the field and connected on 4-of-6 shots from the line for 16 points, five rebounds and a team-best four assists vs. Wisconsin (Dec. 9) ... scored 15 points, including a career-best nine from beyond the ark, vs. UMBC (Dec. 16) ... against Oakland (Dec. 19), was 6-for-9 from the field and 5-for-7 from the line, scoring 17 points with six steal, five rebounds and four assists ... scored a career high 25 points and tied a career high with seven assists against Morgan State (Dec. 22) ... after missing one game with a concussion, returned to lead the team with 16 points and five steals vs. Syracuse (Jan. 7) ... connected on nine of 13 attempts from the free throw line en route to scoring a team-high 19 points at Connecticut (Jan. 10) ... in 25 minutes vs. West Virginia (Jan. 13), scored 11 points, grabbed a season-high nine rebounds and matched a career best with seven assists ... tied a career high with seven assists and scored 15 points against Louisville (Jan. 15).

Career Highs

Points 25, Morgan State (12/22/06)
Rebounds 12, Connecticut (1/3/06)
Field Goals 8, Three Times
FG Attempts 22, Twice
Three FG 3, UMBC (12/16/06)
Three FG Att. 7, Twice
Free Throws 9, Connecticut (1/10/07)
Free Throw Att. 13, Connecticut (1/10/07)
Assists 7, Six times
Steals 7, North Dakota St. (12/2/06)
Blocks 3, Notre Dame (1/20/06)
Minutes 37, Twice

Season Highs

25, Morgan State (12/22)
 9, West Virginia (1/13)
 8, Twice
 22, Hillsdale Coll. (11/10)
 3, UMBC (12/16)
 7, Twice
 9, Connecticut (1/10)
 13, Connecticut (1/10)
 7, Six times
 7, North Dakota State (12/2)
 2, Three times
 37, Duke (11/21)

McNeal Game-by-Game

Opponent	Min.	FG-A	3P-A	FT-A	O-D-R	F	A	TO	B	S	Pts.
Hillsdale Coll.	35	7-22	0-5	5-7	4-3-7	2	4	5	1	3	19
Idaho State	32	5-16	1-7	2-4	4-0-4	4	3	5	0	6	13
Detroit	27	3-8	1-3	0-1	0-2-2	3	7	3	2	3	7
Eastern Mich.	28	2-9	1-4	4-6	1-7-8	3	3	4	2	3	9
vs Texas Tech	22	7-14	2-7	3-3	1-6-7	4	7	4	0	3	19
vs Duke	37	7-17	0-2	3-6	4-2-6	2	2	4	0	6	17
at Valparaiso	27	3-8	1-4	3-4	1-2-3	4	1	3	0	1	10
Northwestern St.	25	5-15	1-2	2-2	3-2-5	4	2	4	0	3	13
North Dakota St.	32	8-17	0-3	0-1	1-0-1	3	1	5	0	7	16
Delaware St.	34	5-11	1-2	5-6	1-2-3	2	4	3	0	4	16
Wisconsin	32	6-11	0-1	4-6	2-3-5	5	4	4	2	1	16
Md.-Baltimore Co.	25	5-11	3-5	2-3	2-3-5	4	2	1	0	0	15
Oakland	29	6-9	0-0	5-7	2-3-5	2	4	2	0	6	17
Morgan St.	31	8-15	2-5	7-8	0-3-3	4	7	3	0	4	25
Savannah St.	27	1-9	0-1	4-4	1-2-3	3	5	6	1	1	6
at Providence					Did not play						
Syracuse	29	7-17	2-6	0-4	1-2-3	5	3	7	1	5	16
at Connecticut	34	5-13	0-2	9-13	3-4-7	4	4	8	0	2	19
West Virginia	25	4-10	0-0	3-4	3-6-9	5	7	7	0	2	11
at Louisville	28	4-10	0-2	7-8	0-2-2	4	7	4	0	1	15
at Pittsburgh	33	3-10	1-3	1-1	0-3-3	5	2	3	0	1	8
Seton Hall											
at USF											
Providence											
Rutgers											
at Georgetown											
at DePaul											
Louisville											
Villanova											
at Notre Dame											
Pittsburgh											

McNeal's Career Stats

Year	GP	GS	Min	Avg	FG-FGA	Pct	3FG-FGA	Pct	FT-FTA	Pct	Off	Def	Tot	Avg	PF	FO	Ast	TO	Blk	Stl	Pts	Avg
2005-06	31	31	853	27.5	138-312	44.2	13-46	28.3	54-72	75.0	40	100	140	4.5	77	2	85	117	14	64	343	11.1
2006-07	20	20	592	29.6	101-252	40.1	16-64	25.0	69-98	70.4	34	57	91	4.6	72	4	79	85	9	62	287	14.4
TOTAL	51	51	1,445	28.3	239-564	42.4	29-110	26.4	123-170	72.4	74	157	231	4.5	149	6	164	202	23	126	630	12.4



23 • Wesley Matthews

Sophomore
Guard
6-5
215
Madison, Wis.
Memorial

2006-07: Matthews grabbed a team high seven rebounds against Hillsdale Coll. (Nov. 10) ... played a career high 36 minutes against Idaho State (Nov. 13) ... scored 15 points against Detroit (Nov. 13) ... against Eastern Mich. (Nov. 18) scored 15 points in second consecutive game ... led Marquette with 20 points in CBE semifinal against Texas Tech (Nov. 20) ... went 5-for-8 from the field, scoring 11 points in victory over Valparaiso (Nov. 27) ... scored 14 points and grabbed eight rebounds vs. Northwestern State (Dec. 1) ... tallied a season high nine rebounds and added nine points against North Dakota State (Dec. 2) ... led Marquette with five assists and scored 15 points vs. Delaware State (Dec. 5) ... grabbed nine points, four rebounds and had three assists against Wisconsin (Dec. 9) ... scored 10 points and had four rebounds vs. Oakland ... against Morgan State (Dec. 22), grabbed six rebounds and tied a career high with six assists ... set a career high with 22 points, going 7-for-8 from the field and 6-for-10 from the line and matched a season high with nine rebounds against Savannah St. (Dec. 30) ... against Providence (Jan. 4), scored 14 points on a career high 18 attempts from the field ... tallied 14 points and grabbed eight rebounds vs. Syracuse (Jan. 7) ... scored 10 points and grabbed eight rebounds vs. Connecticut (Jan. 10) ... in matching a career-high 36 minutes, scored 13 points against West Virginia (Jan. 13) ... went 5-for-6 from the field, including 3-for-4 from beyond the ark, to score 17 points in tying a career high with 36 minutes on the court at Louisville (Jan. 15) ... made 10-of-11 free throw attempts en route to scoring 14 points against Pittsburgh (Jan. 21).

	Career Highs	Season Highs
Points	22, Savannah State (12/30/06)	22, Savannah State (12/30)
Rebounds	13, Lewis (12/28/05)	9, Twice
Field Goals	7, Four Times	7, Twice
FG Attempts	18, Twice	18, Twice
Three FG	3, Three Times	3, Twice
Three FG Att.	4, Five Times	4, Five Times
Free Throws	10, Pittsburgh (1/21/07)	10, Pittsburgh (1/21)
Free Throw Att.	11, Twice	11, Pittsburgh (1/21)
Assists	6, Three times	6, Twice
Steals	6, S. Dakota St.(12/3/05)	3, Four Times
Blocks	2, Savannah State (12/30/06)	2, Savannah State (12/30)
Minutes	36, Twice	36, Twice

Matthews Game-by-Game

Opponent	Min.	FG-A	3P-A	FT-A	O-D-R	F	A	TO	B	S	Pts.
Hillsdale Coll.	28	1-5	0-1	4-7	2-5-7	5	2	4	0	0	6
Idaho State	36	3-13	0-4	1-4	2-3-5	1	1	1	0	1	7
Detroit	24	6-9	3-4	0-0	2-6-8	1	1	0	0	1	15
Eastern Mich.	28	5-8	2-4	3-3	0-2-2	1	3	2	1	2	15
vs Texas Tech	33	7-11	1-2	5-8	0-4-4	1	6	5	0	3	20
vs Duke	30	2-9	1-2	3-4	2-2-4	2	0	1	0	1	8
at Valparaiso	31	5-8	1-4	0-0	2-2-4	2	0	4	0	1	11
Northwestern St.	32	5-11	0-3	4-5	1-7-8	0	5	4	0	2	14
North Dakota St.	34	3-11	0-3	3-4	6-3-9	1	3	3	0	3	9
Delaware St.	30	5-11	2-4	3-5	1-3-4	1	5	1	0	3	15
Wisconsin	34	3-11	0-3	3-3	1-3-4	5	1	3	0	3	9
Md.-Baltimore Co.	28	2-4	0-1	0-2	2-2-4	0	1	1	0	0	4
Oakland	35	4-7	0-1	2-4	2-2-4	3	2	2	0	1	10
Morgan St.	24	3-6	0-2	2-2	0-6-6	3	6	0	0	0	8
Savannah St.	29	7-8	2-2	6-10	3-6-9	2	0	2	2	0	22
at Providence	34	6-18	1-4	1-2	3-2-5	4	1	2	0	2	14
Syracuse	34	6-18	0-3	2-3	4-4-8	4	5	5	1	1	14
at Connecticut	34	3-5	0-0	4-6	1-7-8	2	2	5	0	2	10
West Virginia	36	5-6	0-1	3-5	0-1-1	3	3	1	0	2	13
at Louisville	36	5-6	3-4	4-6	1-4-5	2	1	1	0	1	17
at Pittsburgh	33	2-5	0-1	10-11	1-2-3	4	1	0	0	3	14
Seton Hall											
at USF											
Providence											
Rutgers											
at Georgetown											
at DePaul											
Louisville											
Villanova											
at Notre Dame											
Pittsburgh											

Matthews' Career Stats

Year	GP	GS	Min	Avg	FG-FGA	Pct	3FG-FGA	Pct	FT-FTA	Pct	Off	Def	Tot	Avg	PF	FO	Ast	TO	Blk	Stl	Pts	Avg
2005-06	23	13	573	24.9	65-163	39.9	14-32	43.8	63-80	78.8	34	59	93	4.0	51	0	51	52	5	29	207	9.0
2006-07	21	21	663	31.6	88-190	46.3	16-53	30.2	63-94	67.0	36	76	112	5.3	47	2	49	47	4	32	255	12.1
TOTAL	44	34	1,236	28.1	153-353	43.3	30-85	35.3	126-174	72.4	70	135	205	4.7	98	2	100	99	9	61	462	10.5



32 • Lazar Hayward

Freshman

Forward

6-6

205

Buffalo, N.Y.

(Fitchburg (Mass.) Notre Dame Prep)

2006-07: Scored six points in his collegiate debut and grabbed five boards against Hillsdale Coll. (Nov. 10) ... scored 14 points in 17 minutes against Detroit (Nov. 14), where he also swiped four steals ... had a career high eight rebounds and two assists to go along with eight points in win over Eastern Mich. (Nov. 18) ... registered eight points in 15 minutes against Valparaiso (Nov. 27) ... clocked in 18 minutes and scored six points vs. North Dakota State (Dec. 2) ... scored 10 points and matched a career best with eight rebounds in a career high 21 minutes against Wisconsin (Dec. 9) ... tallied 13 points and grabbed a team high seven rebounds against UMBC (Dec. 16) ... scored six points in 14 minutes vs. Oakland (Dec. 19) ... in 20 minutes, scored eight points and grabbed five rebounds against Morgan State (Dec. 22) ... scored 12 points, going 8-for-8 from the free throw line, while playing 21 minutes off the bench to match a career high ... scored seven points and grabbed five rebounds in 18 minutes vs. Syracuse (Jan. 7).

Career & Season Highs

Points	14, Detroit (11/14)
Rebounds	8, Twice
Field Goals	6, UMBC (12/16)
FG Attempts	12, Wisconsin (12/9)
Three FG	2, Detroit (11/14)
Three FG Att.	4, Twice
Free Throws	8, Providence (1/4)
Free Throw Att.	8, Providence (1/4)
Assists	2, Eastern Mich. (11/18)
Steals	4, Detroit (11/14)
Blocks	1, UMBC (12/16)
Minutes	21, Twice

Hayward Game-by-Game

Opponent	Min.	FG-A	3P-A	FT-A	O-D-R	F	A	TO	B	S	Pts.
Hillsdale Coll.	16	3-5	0-0	0-0	2-3-5	2	0	0	0	1	6
Idaho State	7	1-3	0-0	0-0	0-0-0	0	0	0	0	0	2
Detroit	17	5-8	2-4	2-4	1-2-3	1	0	1	0	4	14
Eastern Mich.	14	5-12	2-4	1-2	4-4-8	0	1	1	2	1	13
vs Texas Tech	18	1-6	0-4	1-2	1-5-6	3	0	3	0	1	3
vs Duke	10	1-2	0-1	0-0	1-1-2	1	0	1	0	0	2
at Valparaiso	15	4-7	0-1	0-1	0-1-1	3	0	1	0	0	8
Northwestern St.	11	2-3	0-1	0-0	0-1-1	3	0	0	0	0	4
North Dakota St.	18	2-8	0-2	2-2	2-2-4	2	0	1	0	0	6
Delaware St.	12	0-1	0-0	0-0	1-1-2	3	0	2	0	0	0
Wisconsin	21	5-12	0-4	0-0	5-3-8	2	0	1	0	1	10
Md.-Baltimore Co.	16	6-11	0-1	1-4	6-1-7	2	0	3	1	1	13
Oakland	14	2-4	0-0	2-4	1-1-2	3	0	0	0	0	6
Morgan St.	20	3-7	0-1	2-2	0-5-5	1	0	1	0	1	8
Savannah St.	13	0-2	0-1	2-4	1-2-3	1	1	1	0	1	2
at Providence	21	2-9	0-1	8-8	4-1-5	2	0	1	0	1	12
Syracuse	18	2-3	0-0	3-4	3-2-5	1	0	1	0	1	7
at Connecticut	13	1-5	0-1	0-0	2-0-2	3	0	1	0	2	2
West Virginia	13	1-1	1-1	1-2	0-0-0	0	0	0	0	0	4
at Louisville	8	1-1	0-0	0-0	0-1-1	1	0	0	0	0	2
at Pittsburgh	9	2-5	0-1	0-0	1-0-1	3	0	3	0	1	4
Seton Hall											
at USF											
Providence											
Rutgers											
at Georgetown											
at DePaul											
Louisville											
Villanova											
at Notre Dame											
Pittsburgh											

Hayward's Career Stats

Year	GP	GS	Min	Avg	FG-FGA	Pct	3FG-FGA	Pct	FT-FTA	Pct	Off	Def	Tot	Avg	PF	FO	Ast	TO	Blk	Stl	Pts	Avg
2006-07	21	4	304	14.5	49-115	42.6	5-28	17.9	25-37	67.6	36	36	72	3.4	37	0	2	22	3	16	128	6.1
TOTAL	21	4	304	14.5	49-115	42.6	5-28	17.9	25-37	67.6	36	36	72	3.4	37	0	2	22	3	16	128	6.1



40 • Mike Kinsella

Senior
Center
7-0
250
Rochester, Minn.
Minneapolis Tech

2006-07: Played four minutes in the CBE Milwaukee Region, grabbing a rebound in each game ... out six to eight weeks with stress fracture ... returned against Providence (Jan. 4), grabbing one rebound with a blocked shot in seven minutes ... scored two points and grabbed three rebounds against Louisville (Jan. 15).

Career Highs

Points	6, Twice	Season Highs	2, Louisville (1/15)
Rebounds	3, Five Times		3, Louisville (1/15)
Field Goals	3, Illinois State (11/15/04)		1, Louisville (1/15)
FG Attempts	5, Twice		1, Louisville (1/15)
Three FG	—		—
Three FG Att.	—		—
Free Throws	2, Twice		—
Free Throw Att.	2, Three		—
Assists	1, Twice		—
Steals	1, W. Carolina (11/13/04)		—
Blocks	3, Notre Dame (1/20/05)		1, Providence (1/4)
Minutes	16, Oakland (12/19)		7, Providence (1/4)

Kinsella Game-by-Game

Opponent	Min.	FG-A	3P-A	FT-A	O-D-R	F	A	TO	B	S	Pts.
Hillsdale Coll.					Did not play						
Idaho State	1	0-0	0-0	0-0	0-1-1	0	0	0	0	0	0
Detroit	3	0-0	0-0	0-0	0-1-1	0	0	0	0	0	0
Eastern Mich.					Did not play						
vs Texas Tech					Did not play						
vs Detroit					Did not play						
at Valparaiso					Did not play						
Northwestern St.					Did not play						
North Dakota St.					Did not play						
Delaware St.					Did not play						
Wisconsin					Did not play						
Md.-Baltimore Co.					Did not play						
Oakland					Did not play						
Morgan St.					Did not play						
Savannah St.					Did not play						
at Providence	7	0-0	0-0	0-0	0-1-1	3	0	2	1	0	0
Syracuse					Did not play						
at Connecticut					Did not play						
West Virginia	2	0-0	0-0	0-0	0-2-2	0	0	0	0	0	0
at Louisville	4	1-1	0-0	0-0	1-2-3	2	0	0	0	0	2
at Pittsburgh	2	0-0	0-0	0-1	0-0-0	2	0	1	0	0	0
Seton Hall					Did not play						
at USF					Did not play						
Providence					Did not play						
Rutgers					Did not play						
at Georgetown					Did not play						
at DePaul					Did not play						
Louisville					Did not play						
Villanova					Did not play						
at Notre Dame					Did not play						
at Pittsburgh					Did not play						

Kinsella's Career Stats

Year	GP	GS	Min	Avg	FG-FGA	Pct	3FG-FGA	Pct	FT-FTA	Pct	Off	Def	Tot	Avg	PF	FO	Ast	TO	Blk	Stl	Pts	Avg
2004-05	16	0	92	5.8	11-29	37.9	0-0	—	4-5	80.0	7	13	20	1.3	27	1	2	7	3	1	26	1.6
2005-06	14	2	86	6.1	7-15	46.7	0-0	—	3-8	37.5	3	7	10	0.7	10	0	3	6	5	1	17	1.2
2006-07	7	0	23	3.3	1-1	100.0	0-0	—	0-1	00.0	1	7	8	1.1	8	0	0	3	2	0	2	0.3
TOTAL	37	2	201	5.4	19-45	42.2	0-0	—	7-14	50.0	11	27	38	1.0	45	1	5	16	10	2	45	1.2



41 • Ousmane Barro

Junior
Forward
6-10
255
Dakar, Senegal
Julian (Chicago, Ill.)

2006-07: Hit 4-of-7 shots and grabbed seven rebounds in win over Hillsdale Coll. (Nov. 10) ... played 31 minutes against Idaho State (Nov. 13), grabbing 10 rebounds ... scored eight points against Detroit (Nov. 14) ... scored eight against Duke (Nov. 21) in CBE Classic final ... registered first double-double of career, scoring a season high 10 points while grabbing a career best 13 rebounds against Valparaiso (Nov. 27) ... recorded career highs with 34 minutes and 21 points, going 10-for-13 from the field, and matched career highs of 13 rebounds and three blocks against Northwestern State (Dec. 1) for second-straight and second career double-double ... went 5-for-7 from the field, scoring 11 points and grabbing seven rebounds against Oakland (Dec. 19) ... tied a career high with three blocks and scored eight points against Morgan State (Dec. 22) ... made three blocks for second-straight game vs. Savannah State (Dec. 30) ... scored seven points and led the team with nine rebounds vs. Syracuse (Jan. 7) ... matched a career-high with 13 rebounds and scored 17 points, recording the third double-double of his career against Connecticut (Jan. 10) ... recorded second-straight double-double, scoring 14 points while grabbing 11 rebounds against Louisville (Jan. 15) ... in a career-high 39 minutes, scored 12 points, grabbed seven rebounds and had three blocks in win at Pittsburgh (Jan. 21).

Career Highs

Points 21, Northwestern St. (12/1/06)
Rebounds 13, Three Times
Field Goals 10, Northwestern St. (12/1/06)
FG Attempts 13, Northwestern St. (12/1/06)
Three FG —
Three FG Att. —
Free Throws 5, Winthrop (11/19/05)
Free Throw Att. 6, Three Times
Assists 2, Twice
Steals 3, Twice
Blocks 3, Seven Times
Minutes 39, Pittsburgh (1/21/07)

Season Highs

21, Northwestern St. (12/1)
 13, Three Times
 10, Northwestern St. (12/1)
 13, Northwestern St. (12/1)
 —
 —
 4, Twice
 6, Pittsburgh (1/21)
 1, Six Times
 3, Twice
 3, Six Times
 39, Pittsburgh (1/21)

Barro Game-by-Game

Opponent	Min.	FG-A	3P-A	FT-A	O-D-R	F	A	TO	B	S	Pts.
Hillsdale Coll.	26	4-7	0-0	0-0	3-4-7	0	0	2	0	3	8
Idaho State	31	1-5	0-0	2-2	7-3-10	3	0	1	1	0	4
Detroit	30	2-3	0-0	4-4	1-5-6	3	1	1	3	1	8
Eastern Mich.	17	1-2	0-0	2-2	0-4-4	3	0	1	3	0	4
vs Texas Tech	26	3-4	0-0	1-2	3-4-7	3	0	1	0	0	7
vs Duke	32	4-5	0-0	0-0	1-4-5	2	0	1	1	1	8
at Valparaiso	30	4-6	0-0	2-2	6-7-13	1	0	1	0	0	10
Northwestern St.	34	10-13	0-0	1-3	5-8-13	2	1	5	3	1	21
North Dakota St.	24	0-0	0-0	1-2	3-3-6	1	0	3	2	0	5
Delaware St.	20	2-4	0-0	1-2	0-0-0	2	1	1	0	1	5
Wisconsin	20	2-4	0-0	1-2	1-3-4	4	0	4	0	0	5
Md.-Baltimore Co.	15	1-5	0-0	2-2	2-2-4	2	0	1	0	1	4
Oakland	27	5-7	0-0	1-4	1-6-7	2	1	0	1	0	11
Morgan St.	20	4-4	0-0	0-0	1-2-3	1	0	1	3	0	8
Savannah St.	27	4-7	0-0	0-1	0-6-6	2	0	0	3	0	8
at Providence	29	2-4	0-0	2-5	3-0-3	4	1	2	0	0	6
Syracuse	33	3-5	0-0	1-1	3-6-9	4	0	0	2	3	7
at Connecticut	33	7-11	0-0	3-4	7-6-13	3	1	3	0	0	17
West Virginia	29	4-9	0-0	1-2	4-1-5	1	0	2	0	0	9
at Louisville	29	6-10	0-0	2-2	4-7-11	4	0	1	0	1	14
at Pittsburgh	39	4-5	0-0	4-6	0-7-7	3	0	4	3	0	12
Seton Hall											
at USF											
Providence											
Rutgers											
at Georgetown											
at DePaul											
Louisville											
Villanova											
at Notre Dame											
Pittsburgh											

Barro's Career Stats

Year	GP	GS	Min	Avg	FG-FGA	Pct	3FG-FGA	Pct	FT-FTA	Pct	Off	Def	Tot	Avg	PF	FO	Ast	TO	Blk	Stl	Pts	Avg
2004-05	27	4	271	10.0	19-39	48.7	0-0	—	16-25	64.0	24	37	61	2.3	51	8	29	9	3	54	54	2.0
2005-06	31	14	419	13.5	56-87	64.4	0-0	—	23-42	54.8	45	43	88	2.8	69	2	13	30	15	19	135	4.4
2006-07	21	21	571	27.2	75-125	60.0	0-0	—	31-48	64.6	55	88	143	6.8	50	0	6	35	25	12	181	8.6
TOTAL	79	39	1,261	16.0	150-251	59.8	0-0	—	70-115	60.9	124	168	292	3.7	170	4	27	94	49	34	370	4.7



51 • Jamil Lott

Senior
Forward
6-7
225
St. Paul, Minn.
Como Park/North Dakota School of Science

	Career Highs	Season Highs
Points	11, Hillsdale Coll. (11/10/06)	11, Hillsdale Coll. (11/10)
Rebounds	7, Hillsdale Coll. (11/10/06)	7, Hillsdale Coll. (11/10)
Field Goals	4, Twice	4, Hillsdale Coll. (11/10)
FG Attempts	6, Twice	6, Idaho State (11/13)
Three FG	—	—
Three FG Att.	—	—
Free Throws	5, DePaul (1/17)	3, Twice
Free Throw Att.	6, DePaul (1/17)	4, Twice
Assists	3, DePaul (1/25)	1, Three times
Steals	3, Eastern Mich. (11/18/06)	3, Eastern Mich. (11/18)
Blocks	3, Delaware State (12/22)	2, Eastern Mich. (11/18)
Minutes	30, Rice (11/18)	27, Idaho State


2006-07: Set a career high with 11 points and seven rebounds against Hillsdale Coll. (Nov. 10), hitting 4-of-5 field goal attempts ... grabbed three rebounds and had four points in 13 minutes against Providence (Jan. 4).

Lott Game-by-Game

Opponent	Min.	FG-A	3P-A	FT-A	O-D-R	F	A	TO	B	S	Pts.
Hillsdale Coll.	18	4-5	0-0	3-4	3-4-7	0	0	1	0	0	11
Idaho State	27	3-6	0-0	3-4	2-3-5	2	0	1	0	1	9
Detroit	18	1-4	0-0	1-2	2-0-2	4	0	1	0	1	3
Eastern Mich.	17	1-3	0-0	2-2	1-2-3	1	1	1	2	3	4
vs Texas Tech	11	0-0	0-0	0-0	1-1-2	0	0	1	1	2	0
vs Duke	6	0-1	0-0	0-0	0-0-0	0	0	0	1	0	0
at Valparaiso	17	0-1	0-0	0-0	0-0-0	1	1	2	1	1	0
Northwestern St.	13	1-3	0-0	0-0	0-1-1	3	0	2	0	0	3
North Dakota St.	14	1-3	0-0	0-2	1-2-3	1	0	0	0	0	2
Delaware St.	14	0-2	0-0	0-0	1-1-2	0	0	0	1	1	0
Wisconsin	10	1-1	0-0	0-1	1-1-2	2	0	1	3	0	2
Md.-Baltimore Co.	12	0-1	0-0	0-1	2-2-4	1	0	0	0	1	0
Oakland	12	1-2	0-0	0-2	0-2-2	2	0	0	1	0	2
Morgan St.	12	1-2	0-0	0-2	0-1-1	2	1	0	0	1	2
Savannah St.	11	1-1	0-0	0-1	2-1-3	3	0	0	0	0	2
at Providence	13	2-3	0-0	0-0	1-2-3	3	0	1	1	0	4
Syracuse	5	1-2	0-0	0-0	0-0-0	0	0	0	1	0	2
at Connecticut	4	0-0	0-0	0-0	0-1-1	2	0	0	0	0	0
West Virginia	3	0-1	0-0	2-2	1-0-1	0	0	0	0	1	2
at Louisville											Did not play
at Pittsburgh											Did not play
Seton Hall											
at USF											
Providence											
Rutgers											
at Georgetown											
at DePaul											
Louisville											
Villanova											
at Notre Dame											
Pittsburgh											

Lott's Career Stats

Year	GP	GS	Min	Avg	FG-FGA	Pct	3FG-FGA	Pct	FT-FTA	Pct	Off	Def	Tot	Avg	PF	FO	Ast	TO	Blk	Stl	Pts	Avg
2005-06	24	7	264	11.0	29-55	52.7	0-0	—	16-25	64.0	23	29	52	2.2	34	0	7	20	16	9	74	3.1
2006-07	19	11	237	12.5	18-41	43.9	0-0	—	11-23	47.8	15	26	41	2.2	34	0	3	11	12	12	47	2.5
TOTAL	43	18	501	11.7	47-96	49.0	0-0	—	27-48	56.3	38	55	93	2.2	68	0	10	31	28	21	121	2.8



2 • Maurice Acker


Sophomore
Guard
5-8
165
Hazelcrest, Ill.
(Hillcrest/Ball State)

2006-07: Will sit out the 2006-07 season per NCAA transfer rules after spending one season at Ball State, where he was named Mid-American Conference Rookie of the Year.

Career Highs
Points 22, Kent State (1/11/06)
Rebounds 6, Miami (Ohio) (1/14/06)
Field Goals 6, Kent State (1/11/06)
FG Attempts 14, Eastern Mich. (3/4/06)
Three FG 6, Buffalo (1/18/06)
Three FG Att. 7, Buffalo (1/18/06)
Free Throws 10, Bowling Green (1/21/06)
Free Throw Att. 11, Bowling Green (1/21/06)
Assists 10, Buffalo (1/18/06)
Steals 3, Three times
Blocks 1, Miami (Ohio) (1/14/06)
Minutes 40, Miami (Ohio) (2/12/06)

Acker's Career Stats

Year	GP	GS	Min	Avg	FG-FGA	Pct	3FG-FGA	Pct	FT-FTA	Pct	Off	Def	Tot	Avg	PF	FO	Ast	TO	Blk	Stl	Pts	Avg
2005-06 (at BSU)	28	25	888	31.7	76-233	32.6	28-94	29.8	78-98	79.6	11	57	68	2.4	71	1	128	82	1	43	258	9.2
TOTAL	28	25	888	31.7	76-233	32.6	28-94	29.8	78-98	79.6	11	57	68	2.4	71	1	128	82	1	43	258	9.2



42 • Tommy Brice

Junior
Guard
5-11
174
Bloomington, Ill.
Lake Park

Career Highs
Points —
Rebounds 1, Delaware St. (12/22/06)
Field Goals —
FG Attempts 2, Delaware St. (12/22/06)
Three FG —
Three FG Att. —
Free Throws —
Free Throw Att. —
Assists 2, S. Dakota St. (12/3/06)
Steals —
Blocks —
Minutes 2, S. Dakota St. (12/3/06)

Season Highs

Points —
Rebounds —
Field Goals —
FG Attempts 1, Detroit (11/14)
Three FG —
Three FG Att. —
Free Throws —
Free Throw Att. —
Assists —
Steals —
Blocks —
Minutes 1, Six Times

2006-07: Second season as a walk on ... saw action against Savannah State (Dec. 30).

Brice's Career Stats

Year	GP	GS	Min	Avg	FG-FGA	Pct	3FG-FGA	Pct	FT-FTA	Pct	Off	Def	Tot	Avg	PF	FO	Ast	TO	Blk	Stl	Pts	Avg
2005-06	6	0	7	1.2	0-2	—	0-0	—	0-0	—	1	0	1	0.2	1	0	2	1	0	0	0	0.0
2006-07	6	0	5	0.8	0-2	—	0-0	—	0-0	—	0	0	0	0.0	2	0	0	1	0	0	0	0.0
TOTAL	12	0	12	1.0	0-4	—	0-0	—	0-0	—	1	0	1	0.1	3	0	2	2	0	0	0	0.0



45 • Craig Kuphall

Senior
Guard
6-2
185
Menomonee Falls, Wis.
Wisconsin Lutheran

Career & Season Highs
Points 2, Detroit (11/14)
Rebounds 1, Detroit (11/14)
Field Goals —
FG Attempts —
Three FG —
Three FG Att. —
Free Throws 2, Detroit (11/14)
Free Throw Att. 2, Detroit (11/14)
Assists —
Steals —
Blocks —
Minutes 5, Eastern Mich. (11/18)

2006-07: First season as a walk on after trying out four times ... recorded two points against Detroit (Nov. 14) in first career game.

Kuphall's Career Stats

Year	GP	GS	Min	Avg	FG-FGA	Pct	3FG-FGA	Pct	FT-FTA	Pct	Off	Def	Tot	Avg	PF	FO	Ast	TO	Blk	Stl	Pts	Avg
2006-07	6	0	15	2.5	0-0	—	0-0	—	2-2	1.000	0	2	2	0.3	2	0	1	1	0	0	2	0.3
TOTAL	6	0	15	2.5	0-0	—	0-0	—	2-2	1.000	0	2	2	0.3	2	0	1	1	0	0	2	0.3