



Thursday, January 4, 2007

15/21) Marquette (13-2, 0-0)

at

Providence (10-3, 0-0)

Dunkin Donuts Center (12,993)

Providence, R.I. • 7:30 p.m. EST

Radio WMLW 41  
 Radio ESPN Milwaukee  
 Steve True  
 Jim McIlvaine  
 Internet gomarquette.com



2006-07 Schedule & Results

Date	Opponent	TV	Time/Result
<b>NOVEMBER</b>			
Sun. 5	Cardinal Stritch	exh.	W, 99-70
Fri. 10	Hillsdale Coll.		W, 77-66
<i>November 13-14 • CBE Classic Milwaukee Region</i>			
Mon. 13	Idaho State		W, 59-56 (OT)
Tue. 14	Detroit		W, 87-45
Sat. 18	Eastern Michigan		W, 95-62
<i>November 20-21 • CBE Classic</i>			
Mon. 20	Texas Tech	ESPNU	W, 87-72
Tue. 21	9/8 Duke	ESPN2	W, 73-62
Mon. 27	at Valparaiso		W, 65-62
<b>DECEMBER</b>			
<i>December 1-2 • 45th Pepsi Blue &amp; Gold Classic</i>			
Fri. 1	Northwestern State		W, 83-67
Sat. 2	North Dakota State		L, 60-64
Tue. 5	Delaware State		W, 65-48
Sat. 9	11/12 Wisconsin	ESPN	L, 66-70
Sat. 16	Md.-Baltimore County		W, 68-46
Tue. 19	Oakland		W, 80-62
Fri. 22	Morgan State		W, 77-57
Sat. 30	Savannah State		W, 69-51
<b>JANUARY</b>			
Thu. 4	at Providence *	WMLW 41	6:30 p.m.
Sun. 7	Syracuse *	WMLW 41	7 p.m.
Wed. 10	at Connecticut *	WMLW 41	6 p.m.
Sat. 13	West Virginia *	ESPN	11 a.m.
Mon. 15	at Louisville *	ESPN	6 p.m.
Sun. 21	at Pittsburgh *	CBS	2 p.m.
Wed. 24	Seton Hall *	ESPN360	7 p.m.
Sun. 28	at USF *		1 p.m.
<b>FEBRUARY</b>			
Sat. 3	Providence *	ESPNU	1 p.m.
Wed. 7	Rutgers *	ESPN360	7 p.m.
Sat. 10	at Georgetown *	ESPN	11 a.m.
Wed. 14	at DePaul *		7:30 p.m.
Sat. 17	Louisville *	ESPNU	8 p.m.
Mon. 19	Villanova *	ESPN	6 p.m.
Sat. 24	at Notre Dame *	ABC	2:30 p.m.
<b>MARCH</b>			
Sat. 3	Pittsburgh *	ESPN	8 p.m.
<i>March 7-10 • BIG EAST Tournament</i>			
Wed. 7	BIG EAST First Round	ESPN	
Thu. 8	BIG EAST Quarters	ESPN	
Fri. 9	BIG EAST Semis	ESPN	
Sat. 10	BIG EAST Final	ESPN	
<i>March 13-April 2 • NCAA Tournament</i>			
13-16	NCAA 1st/2nd Rds.	CBS	
20-23	NCAA Regionals	CBS	
31-April 2	NCAA Final Four	CBS	

- All times are listed as **Central** and are subject to change.
- Home games are played at the Bradley Center and are listed in **bold**.
- \* Denotes BIG EAST game.

Game 16: Marquette at Providence

Marquette Records:

13-2 overall  
 0-0 BIG EAST  
 8-2 at home  
 1-0 on the road

Head Coach Tom Crean Records:

154-78 (66.4) 8th season  
 69-43 (61.6) in conference play  
 3-6 (33.3) in conference tourneys  
 105-23 (82.0) at the Bradley Center  
 2-2 (50.0) at the U.S. Cellular Arena  
 30-44 (28.8) on the road  
 17-10 (63.0) at neutral sites  
 4-3 (57.1) in NCAA Tournaments

Marquette and Providence

All-Time: Series tied, 3-3  
 Tom Crean Era: Marquette leads, 1-0  
 Last Meeting: March 4, 2006  
 MU 88, Providence 78

Marquette opens its BIG EAST schedule with the team it finished off the 2005-06 regular season — Providence.

The Golden Eagles handed the Friars a 10-point defeat in the season finale at the Bradley Center last season.

Marquette, ranked 15 by the AP and 21st in the coaches poll, went 12-2 in non-conference play, tying the 2004-05 season for the most non-conference wins in the Tom Crean era.

MU finished that slate with a 69-51 win over Savannah State. Wesley Matthews set a career high with 22 points. Dominic James also had 22.

Providence is coming off a 107-69 victory over Longwood on Tuesday. Herbert Hill had 17 points and 13 rebounds to lead the Friars.

Marquette is led by head coach Tom Crean, who is in his eighth season and owns a 154-78 career record.

2006-07 Marquette Lineup * denotes probable starter									
		Pos.	Yr.	Ht.	Wt.	MPG	PPG	RPG	APG
1	<b>Dominic James *</b>	G	So.	5-11	175	31.7	17.0	2.3	4.5
Let team with 22 points against Savannah State, the fifth time he's scored 20 or more this season									
2	<b>Maurice Acker</b>	G	So.	5-8	165	—	—	—	—
Will sit out 2006-07 season per NCAA Transfer rules									
5	<b>Dan Fitzgerald *</b>	F	Jr.	6-9	200	19.5	6.2	4.4	0.9
Started first game of season against Delaware State, recording 13 points, seven rebounds									
10	<b>David Cubillan</b>	G	Fr.	6-0	180	19.1	5.0	1.4	2.0
Team leader in three points shooting at 48.7 percent									
12	<b>Dwight Burke</b>	F	So.	6-8	240	7.9	0.6	1.3	0.1
Tied career high with three points in win over Eastern Michigan									
21	<b>Lawrence Blackledge</b>	F	Jr.	6-8	185	8.1	2.4	1.9	0.6
Hit 3-of-4 shots against Detroit									
22	<b>Jerel McNeal *</b>	G	So.	6-3	185	29.5	14.5	4.5	3.7
Set career high with 25 points against Morgan State; also tied career high with seven assists									
23	<b>Wesley Matthews *</b>	G	So.	6-5	200	30.4	11.5	5.5	2.4
Scored a career high with 22 points against Savannah State									
32	<b>Lazar Hayward</b>	F	Fr.	6-6	215	14.8	6.5	3.9	0.1
Led MU in rebounding in three of last four games									
40	<b>Mike Kinsella</b>	C	Sr.	7-0	245	2.7	0.0	0.7	0.0
Returned to action with four minutes against Savannah State after missing 11 games									
41	<b>Ousmane Barro *</b>	F	Jr.	6-10	235	25.3	7.7	6.3	0.3
Set career highs with 21 points and 13 rebounds against Northwestern State									
42	<b>Tommy Brice</b>	G	Jr.	5-11	174	0.8	0.0	0.0	0.0
Walk-on that saw first action of season against Detroit									
45	<b>Craig Kuphall</b>	G	Sr.	6-2	185	2.8	0.4	0.4	0.2
Played five minutes off the bench, including a second-half starting spot, against Savannah State									
51	<b>Jamil Lott</b>	F	Sr.	6-7	225	14.1	2.6	2.4	0.2
Returned to the starting lineup after a three game absence in win over Oakland									

## 2006-07 Marquette Numerical Roster

No.	Name	Pos.	Ht.	Wt.	Yr.	Hometown (High School/Last College)/
1	Dominic James	G	5-11	175	So.	Richmond, Ind. (Richmond)
2	Maurice Acker	G	5-8	165	So.	Hazelcrest, Ill. (Hillcrest/Ball State)
5	Dan Fitzgerald	F	6-9	205	Jr.	St. Paul, Minn. (St. Thomas Academy/Tulane)
10	David Cubillan	G	6-0	170	Fr.	Maracaibo, Venezuela (St. Benedict's (N.J.))
12	Dwight Burke	F	6-8	245	So.	Brooklyn, N.Y. (St. Benedict's Prep (N.J.))
21	Lawrence Blackledge	F	6-8	185	Jr.	Carbondale, Ill. (Carbondale/Southwestern Ill.)
22	Jerel McNeal	G	6-3	195	So.	Chicago, Ill. (Hillcrest)
23	Wesley Matthews	G	6-5	215	So.	Madison, Wis. (Memorial)
32	Lazar Hayward	F	6-6	215	Fr.	Buffalo, N.Y. (Notre Dame Prep (Mass.))
40	Mike Kinsella	C	7-0	250	Sr.	Rochester, Minn. (John Marshall/Rice)
41	Ousmane Barro	F	6-10	245	Jr.	Dakar, Senegal (Chicago Julian)
42	Tommy Brice	G	5-11	174	Jr.	Bloomington, Ill. (Lake Park)
45	Craig Kuphall	G	6-2	185	Sr.	Menomonee Falls, Wis. (Wisconsin Lutheran)
51	Jamil Lott	F	6-7	225	Sr.	St. Paul, Minn. (Como Park/NDSCS)

**Head Coach:** Tom Crean

**Assistant Coaches:** Jason Rabedeaux, Jerry Sighting, Bennie Seltzer

### Quick Facts

<b>Location</b>	Milwaukee, Wis., 53233
<b>Founded</b>	1881
<b>Enrollment</b>	10,500
<b>Nickname</b>	Golden Eagles
<b>Colors</b>	Blue <small>(PMS 281)</small> and Gold <small>(PMS 123)</small>
<b>Arena</b>	Bradley Center (19,500)
<b>Affiliation</b>	NCAA Division I
<b>Conference</b>	BIG EAST
<b>President:</b>	Rev. Robert A. Wild, S.J.
<b>Interim Athletics Dir.:</b>	Steve Cottingham
<b>Ticket Office:</b>	414-288-GOMU
<b>University Website</b>	www.marquette.edu
<b>First Year of Basketball</b>	1916-17
<b>All-Time Record</b>	1,358-851 (61.4)
<b>NCAA Tourney Appearances</b>	24
<b>Last NCAA Appearance</b>	2006
<b>NIT Appearances/Last</b>	15/2005
<b>Last Postseason Result</b>	NCAA, 2006 Loss to Alabama, 90-85
<b>Men's Basketball Contact</b>	Mike Broeker
<b>Office Phone</b>	414-288-5287
<b>Home Phone</b>	414-906-1607
<b>E-Mail</b>	mike.broeker@marquette.edu
<b>Asst. Media Relations Dir.</b>	Blain Fowler
<b>Office Phone</b>	414-288-6980
<b>Cell Phone</b>	414-737-1457
<b>E-Mail</b>	blain.fowler@marquette.edu
<b>Asst. Media Relations Dir.</b>	Amy Ufnowski
<b>Office Phone</b>	414-288-7419
<b>E-Mail</b>	amy.ufnowski@marquette.edu
<b>Media Relations Assistant:</b>	Matt Devine
<b>Office Phone</b>	414-288-7447
<b>E-Mail</b>	matt.devine@marquette.edu
<b>Media Relations Fax</b>	414-288-6519
<b>Bradley Center Press Row</b>	414-227-0580
<b>Athletics Website</b>	www.gomarquette.com
<b>Delivery Address</b>	Al McGuire Center 770 N. 12th Street Milwaukee, WI, 53233-2203

### Pronunciation Guide

Ousmane Barro — ooze-mahn bare-oh  
 David Cubillan — dah-veed coo-bee-yahn  
 Lazar Hayward — luh-zahr  
 Mike Kinsella — ken-cell-ah  
 Craig Kuphall — coo-fall  
 Jamil Lott — ja-meal  
 Jerel McNeal — juh-rell  
 Jason Rabedeaux — rab-a-doo  
 Jerry Sighting — see-sting

### 2006-07 Marquette Alphabetical Roster

No.	Name	Pos.	Ht.	Wt.	Yr.	Hometown/
1	Dominic James	G	5-11	175	So.	Richmond, Ind.
2	Maurice Acker	G	5-8	165	So.	Hazelcrest, Ill.
5	Dan Fitzgerald	F	6-9	205	Jr.	St. Paul, Minn.
10	David Cubillan	G	6-0	170	Fr.	Maracaibo, Venezuela
12	Dwight Burke	F	6-8	245	So.	Brooklyn, N.Y.
21	Lawrence Blackledge	F	6-8	185	Jr.	Carbondale, Ill.
22	Jerel McNeal	G	6-3	195	So.	Chicago, Ill.
23	Wesley Matthews	G	6-5	215	So.	Madison, Wis.
32	Lazar Hayward	F	6-6	215	Fr.	Buffalo, N.Y.
40	Mike Kinsella	C	7-0	250	Sr.	Rochester, Minn.
41	Ousmane Barro	F	6-10	245	Jr.	Dakar, Senegal
42	Tommy Brice	G	5-11	174	Jr.	Bloomington, Ill.
45	Craig Kuphall	G	6-2	185	Sr.	Menomonee Falls, Wis.
51	Jamil Lott	F	6-7	225	Sr.	St. Paul, Minn.

### Marquette Basketball Staff

<b>Head Coach</b>	Tom Crean (Central Michigan, '89)
<b>Assistant Coaches</b>	Jason Rabedeaux (Calif.-Davis, '88) Jerry Sighting (Purdue, '79) Bennie Seltzer (Wash. State, '93)
<b>Dir. of Basketball Operations</b>	Todd Townsend (Marquette, '05)
<b>Coordinator of Video Operations</b>	Derek Deprey (Wis. Lutheran, '02)
<b>Head Trainer</b>	Jayd Grossman (Wis.-La Crosse, '92)
<b>Strength and Conditioning Coach</b>	Todd Smith (Miami (Ohio), '95)

## Notes from the Savannah State Game

- Wesley Matthews set a career high with 22 points. It was the second time in his career he topped the 20 point mark.
- Dominic James scored 22 points to tie Matthews for the team high. it was the fifth time this season and the 10th time in his career that James has scored 20 or more.
- The combination of Matthews and James with 20 or more points marks the first time in the season that MU has had two players score 20 or more in a game. It is the first time since a 62-47 win against DePaul on Jan 17, 2004 that Marquette has had two players score 20 or more in a game, a span of 29 games.
- Mike Kinsella saw four minutes of action. He returned to the lineup after missing the last 11 games due to a stress fracture.
- Marquette went to the line a season-high 33 times and made a season high 22. In the two meetings with Savannah State, Marquette has attempted 83 free throws.
- Savannah State attempted a 62 field goals, a season high for a Marquette opponent.
- Marquette's 42 field goal attempts were a season low as were the team's five steals.
- Marquette held Savannah State to a 21.1 percent three point shooting game, the lowest total by a Marquette opponent this season.
- Savannah State turned the ball over 14 times, a season low for a Marquette opponent.
- Ousmane Barro tied an MU season high for an individual with three blocked shots.

## Amongst The Best in Thievery

Sophomore Jerel McNeal has been adept at coming up steals in 2006-07. Twice, he has recorded six steals in a game and he had a season-best seven against North Dakota State. With 51 steals on the season, he is leading the NCAA in total steals. McNeal has more steals than eight Division I teams. He has led Marquette to a season total of 163 steals, the second best total in the nation.

Through 15 games, McNeal is averaging 3.4 steals per game. Over the course of the season, that would put his total at the end of the 31-game regular season at 105, breaking the Marquette school record of 89, set by Michael Wilson in 1980-81.

## 20 x 2

Wesley Matthews and Dominic James combined for 44 of Marquette's 69 points in a win over Savannah State. Each player combined for 22 points, marking the the first time in the season that MU had two players score 20 or more in a game. It was the first time since a 62-47 win against DePaul on Jan 17, 2004 that Marquette has had two players score 20 or more in a game, a span of 29 games.

The Golden Eagles were coming off a 25-point performance by Jerel McNeal against Delaware State.

and a 20-point effort by James against Oakland. It was the second time that an MU player has scored 20 or more in three straight games. Matthews scored 20 points against Texas Tech, James scored 25 points against Duke, James had 22 against Valparaiso and Ousmane Barro scored 21 against Northwestern State.

## In a Class by Himself

Sophomore Jerel McNeal is the consummate all-around player. He is one of only four players in the country to average at least 13.0 points per game, 4.0 rebounds per game, 3.0 assists per game and 3.0 steals per game. (Source Stats, Inc.).

## Fitzgerald Jumps into Starting Five

For the first time in 2006-07 and the third time at Marquette, junior forward Dan Fitzgerald found his way into the starting lineup in the December 5 game against Delaware State. Fitzgerald had his best outing of the season, scoring a season high 13 points and grabbing a season best seven boards in the win. Fitzgerald was in the starting lineup for three games before returning to his role as a bench player. After one game as a reserve, he returned to the starting five yet again, scoring 11 against Morgan State.

## 20 Point Options

With 25 points against Morgan State, Jerel McNeal set a career best scoring mark. He also became the fourth different MU player to score 20 or more in a game this season, joining Dominic James, Ousmane Barro and Wesley Matthews.

## Mr. Consistency

Sophomore Jerel McNeal is one of Marquette's most consistent scoring options. McNeal scored 16, 16, 16, 15 and 17 in a game stretch from Delaware State to Morgan State. His double figure scoring streak ended at 10 games, a season long for an MU player, after a six-point outing against Savannah State.

## James and the 20 Mark

Sophomore Dominic James hit or topped the 20-point mark in back-to-back games putting up 25 against Duke and 22 against Valparaiso in successive contests. He was one point shy of making it three in a row, scoring 19 against Northwestern State. He has a total of five 20 point games this season and 10 in his career.

## Barro Doubles Up Twice

Junior Ousmane Barro recorded Marquette's first double double of the season, a 10-point, 13-rebound effort against Valparaiso. The 13 rebounds were a career best. He followed that up with a 21-point, 13-rebound night against Northwestern State. The 21 points marked a career high while the 13 boards tied a career mark.

## 2006-07 Men's Basketball National Polls

### Associated Press Top 25

Rank	School (First Place Votes)	Record	Points	Last
1.	UCLA (71)	13-0	1,799	1
2.	North Carolina (1)	12-1	1,721	2
3.	Florida	12-2	1,623	3
4.	Wisconsin	14-1	1,576	4
5.	Duke	12-1	1,446	5
6.	Ohio State	11-2	1,387	6
7.	Arizona	11-1	1,371	7
8.	Alabama	12-1	1,303	8
9.	Kansas	12-2	1,275	9
10.	Pittsburgh	12-2	1,101	10
11.	Texas A&M	11-2	1,069	11
12.	Oklahoma State	13-1	988	13
13.	Butler	13-1	833	15
14.	LSU	10-3	695	17
15.	<b>Marquette</b>	<b>13-2</b>	<b>669</b>	<b>18</b>
16.	Oregon	13-0	657	20
17.	Notre Dame	12-1	614	19
18.	Connecticut	11-1	499	12
19.	Tennessee	12-2	479	21
20.	Air Force	13-1	385	23
21.	Nevada	12-1	350	24
22.	Memphis	10-3	317	22
23.	Clemson	14-0	316	25
24.	Washington	10-3	308	14
25.	West Virginia	11-1	118	NR

Also receiving votes: Wichita State 116, Michigan State 73, Florida State 58, Texas 53, Maryland 48, Washington State 38, Georgetown 25, Northern Iowa 22, Kentucky 21, Drexel 8, Syracuse 7, UNLV 7, Southern Illinois 6, Missouri State 5, Purdue 5, Gonzaga 4, Georgia Tech 3, Missouri 1, Xavier 1.

as of January 1, 2007

### USA Today/ESPN Top 25

Rank	School (First Place Votes)	Record	Points	Last
1.	UCLA (31)	13-0	775	1
2.	North Carolina	12-1	742	2
3.	Florida	12-2	697	3
4.	Wisconsin	14-1	650	4
5.	Duke	12-1	627	5
6.	Ohio State	11-2	599	6
7.	Arizona	11-1	597	7
8.	Alabama	12-1	553	8
9.	Kansas	12-2	516	10
10.	Pittsburgh	12-2	475	11
11.	Texas A&M	11-2	436	12
12.	Oklahoma State	13-1	394	14
13.	Butler	13-1	378	15
14.	Connecticut	11-1	308	9
15.	Nevada	12-1	290	18
16.	Air Force	13-1	289	17
17.	Oregon	13-0	266	20
18.	Clemson	14-0	205	20
19.	LSU	10-3	203	19
20.	Washington	10-3	176	13
21.	Marquette	13-2	172	22
22.	Notre Dame	12-1	148	24
23.	Memphis	10-3	116	23
24.	Michigan State	13-2	107	25
25.	Tennessee	12-2	66	NR

Also receiving votes: West Virginia 40, Maryland 39, Wichita State 31, UNLV 26, Texas 22, Washington State 16, Southern Illinois 16, Syracuse 14, Florida State 10, Drexel 7, Northern Iowa 7, Missouri State 6, Creighton 3, Georgetown 3, Illinois 1, Winthrop 1.

as of January 1, 2007

## 2006-07 BIG EAST Standings

	BIG EAST		Overall	
West Virginia	1-0	1.000	11-1	91.7
Connecticut	1-1	50.0	12-1	
92.3Notre Dame	0-0	—	12-1	92.3
<b>Marquette</b>	<b>0-0</b>	<b>—</b>	<b>13-2</b>	<b>86.7</b>
Pittsburgh	0-0	—	12-2	85.7
Villanova	0-0	—	10-2	83.3
Syracuse	0-0	—	11-3	78.6
Georgetown	0-0	—	10-3	76.9
Providence	0-0	—	10-3	76.9
Louisville	0-0	—	10-4	71.4
Cincinnati	0-0	—	9-4	69.2
St. John's	0-0	—	9-4	69.2
Seton Hall	0-0	—	8-4	66.7
DePaul	0-0	—	9-5	64.3
Rutgers	0-0	—	7-6	53.8
USF	0-1	0.0	9-6	60.0

## This Week in the BIG EAST

Day	Date	Game
Sun.	Dec. 31	Rutgers 75, South Carolina State 68 USF 82, Bethune-Cookman College 49
Tues.	Jan. 2	Connecticut 69, USF 50 Providence 107, Longwood 69
Wed.	Jan. 3	Villanova at West Virginia Louisville at Notre Dame DePaul at St. John's Rutgers at Seton Hall
Thur.	Jan. 4	Pittsburgh at Syracuse <b>Marquette at Providence</b> Cincinnati at Memphis
Sat.	Jan. 6	Notre Dame at Georgetown DePaul at Villanova St. John's at West Virginia Seton Hall at Providence Connecticut at LSU



### James Down the Stretch

Sophomore Dominic James has been a scoring machine late in games for Marquette. He scored the Golden Eagles' final 18 points, including a three-point field goal with 3.4 seconds to play, in the 65-62 win over Valparaiso. He averages 3.8 of MU's 11.9 points per game in the final five minutes of games, 1.4 points more than any other MU player.

### Cubillan Heats Up From Three

Freshman David Cubillan is MU's leader in three point percentage and is in the top 10 in the BIG EAST rankings. He used his sharp shooting to record 10 points against Detroit. He followed that up with 10 against Eastern Michigan and bettered that with a collegiate best 11 against Texas Tech. He is Marquette's leading three-point shooter at 48.7 percent.

### Hayward Gets Collegiate High

Freshman Lazar Hayward made a big splash in the final game of the CBE Classic Milwaukee Region with a career best 14 points against Detroit. He followed that up with 13 against Eastern Michigan. Against Eastern Michigan, he grabbed eight boards and tied that mark with eight against Wisconsin.

### Matthews Joins 20 Point Club

Sophomore Wesley Matthews poured in 20 points in a CBE Classic semifinal round win over Texas Tech. At the time, he became the second Golden Eagle to score 20 in a game this season, joining Dominic James. He scored 22 points, a career high, in a win over Savannah State to close out non-conference play this year. Ousmane Barro and Jerel McNeal also have 20 points in a game this year.

### Crean Locks Up 150

Head coach Tom Crean earned his 150th career win with a defeat of Delaware State on December 5 — all of which have come at Marquette. In his eighth season, Crean joined Bill Chandler (193) and Al McGuire (295) as the only coaches at MU with 150 wins at the school. Crean had 150 wins in 227 career games. McGuire got to 150 wins in 204 career games. Chandler hit the mark in 270 games.

### MU Beats Top 10 Team in Duke

With the win over no. 9/8 Duke in the CBE Classic title game, Marquette improved to 7-9 against top 10 teams in the Tom Crean era.

### Matthews Named to BIG EAST Weekly Honor Roll

Marquette men's basketball sophomore Wesley Matthews has been named to the BIG EAST Weekly Honor Roll for the week of Jan. 2 as announced today by the conference office.

Against Savannah State, Dec. 30, Matthews scored

a career-high 22 points, going 7-for-8 from the field and 6-for-10 from the free throw line. The guard also set a career mark with two blocks and matched a season high with nine rebounds. It was MU's fourth honor roll or player of the week selection of the season.

### MU at no. 15 in AP Poll, 21 in Coaches

For the ninth straight week, the Marquette men's basketball team is in the national rankings. The Golden Eagles enter the week ranked no. 15 in the Associated Press top 25. The ranking at no. 15 was a five week high for the Golden Eagles. Marquette was ranked a season high no. 8 on

Rankings	National
Preseason	16/17
Nov. 13	16/17
Nov. 20	13/17
Nov. 27	8/9
Dec. 3	17/20
Dec. 11	20/22
Dec. 18	19/21
Dec. 25	18/22
Jan. 1	15/21

AP/USA Today-ESPN

November 27 after starting 8-0. It is the fourth time in as many weeks that Marquette has made a forward movement in the polls.

Marquette jumped to no. 21 in the USA Today/ESPN poll this continuing its oscillation between the no. 21 and 22 spots. The Golden Eagles were ranked as high as no. 9 in the coaches' poll earlier in the year.

Marquette started the season ranked 16th in the Associated Press poll and 17th in the USA Today/ESPN poll. The Golden Eagles have appeared in each national ranking this season.

### James Named to Naismith Award Preseason List

Sophomore guard Dominic James was named one of the 50 players on the Naismith Trophy Men's Preseason Candidates list. The Naismith Trophy is the most prestigious national award presented annually to the men's and women's players of the year.

The Top 50 list was compiled by the Atlanta Tipoff Club's Board of Selectors, comprised of leading basketball journalists, coaches and administrators from around the country. The board based its preseason criteria on player performances from last season and expectations for the 2006-07 season.

### James Named to 2006-07 John R. Wooden Award Preseason Top 50

Sophomore point guard Dominic James has been named to the 2006-07 John R. Wooden Award Preseason Top 50, the award committee announced. The list is composed of 50 student athletes who, based on last year's individual performance and team records, are the early front runners for college basketball's most coveted trophy.

James, the BIG EAST Rookie of the Year in 2005-

06 and a unanimous choice for the Preseason All-BIG EAST team, is Marquette's leading returning scorer with 15.3 points per game a year ago. He led the team in assists in 2005-06 at 5.4 assists per game and he is the team's top returning rebounder at 4.5 per game. James was one of seven freshman a season ago to average at least 11.0 points, 2.5 assists and 4.0 rebounds per game. This is the fifth consecutive season Marquette has been represented on the Wooden Award preseason list. Dwyane Wade was a selection in 2002-03, Travis Diener was on the list in both 2003-04 and 2004-05, and last season, Steve Novak was on the 2005-06 preseason list.

### James Named Preseason All-BIG EAST

Sophomore Dominic James was a unanimous choice for a preseason all-conference selection. James, one of four unanimous picks to the preseason team, was the BIG EAST Rookie of the Year in 2005-06. He averaged 15.3 points in all games and was even more productive in league play, averaging 16.4 points. James is the league's top returning scorer. The 5-11 guard also averaged 5.4 assists and 4.5 rebounds.

### Golden Eagles Picked Fourth in Preseason Poll

Marquette was picked fourth in the BIG EAST men's basketball preseason poll, voted on by the league's head coaches. Last season, the Golden Eagles were the most successful of the five new league teams last year. The Golden Eagles compiled an overall record of 20-11 and were 10-6 in the BIG EAST. Marquette received one first place vote and was just one point behind Syracuse for third in the poll. Pittsburgh, Georgetown and Syracuse were listed ahead of Marquette on the coaches' list.

### James Named to Rivals.com 2006-07 Preseason All-America First Team

Sophomore Dominic James was named to the Rivals.com Preseason All-America First Team, as voted on by college basketball writers and staff of Rivals.com.

James, the BIG EAST Rookie of the Year in 2005-06 and a unanimous choice for the Preseason All-BIG EAST team, is Marquette's leading returning scorer with 15.3 points per game a year ago. He led the team in assists in 2005-06 at 5.4 assists per game and he is the team's top returning rebounder at 4.5 per game. James was one of seven freshmen a season ago to average at least 11.0 points, 2.5 assists and 4.0 rebounds per game.

The 5-foot-11 point guard is the lone BIG EAST student-athlete represented between the three teams.

### James Named Collegehoops.net Preseason All-American

Sophomore Dominic James was named to the Collegehoops.net Preseason All-American First Team. The Collegehoops.net All-American Teams were selected by writers and staff of the web site.

### James Named to Naismith Preseason List

Sophomore guard Dominic James was named one of the 50 players on the Naismith Trophy Men's Preseason Candidates list. The Naismith Trophy is the most prestigious national award presented annually to the men's and women's players of the year.

The Top 50 list was compiled by the Atlanta Tipoff Club's Board of Selectors, comprised of leading basketball journalists, coaches and administrators from around the country. The board based its preseason criteria on player performances from last season and expectations for the 2006-07 season.

### Marquette Backcourt Named Fourth Best

The backcourt of sophomore guards Dominic James, Jerel McNeal and Wesley Matthews was named the fourth best in the country by SI.com writer Luke Winn.

Luke Winn's Top 10 Backcourts were ranked by writers and staff of SI.com based on strength, noting that in many cases, the three position was considered part of the backcourt. The top 10

include Kansas, North Carolina, UCLA, Marquette, Arizona, Memphis, Hofstra, Creighton, Southern Illinois and Virginia.

### Three Returning Starters

The Golden Eagles return three starters from last year's squad. Sophomore Dominic James is the team's leading returning scorer, rebounder and assist maker at 15.3, 4.5 and 5.4 respectively. He started all 31 games last year. Sophomore Jerel McNeal also returns. He added 11.1 points and 4.5 boards in 31 starts. Junior Ousmane Barro rounds out the returning starters. A starter in 14 games, he was the team's leading field goal shooter at 64.4 percent. Sophomore Wesley Matthews also started 14 games last season, but he came off the bench at season's end as he returned from an eight-game absence due to injury.

### Two Coaches Added to Roster

Veteran NBA coach Jerry Sichting and longtime college coach Bennie Seltzer were added to the Marquette coaching staff. Sichting joins the Golden Eagles after spending 10 years with the Minnesota Timberwolves organization, including the last nine as an assistant coach. Sichting served as the Timberwolves director of scouting and player development prior to moving to the bench.

Seltzer spent the previous nine seasons as a member of Kelvin Sampson's staff at Oklahoma. During

### MU Starting Line-Ups, Points and % of Offense

Opponent	MU Starting Line-Up	Line-Up Record	Points	% of Offense	W/L
Hillsdale	Barro, Lott, James, McNeal, Matthews	1-0	57	75.0	W
Idaho State	Barro, Lott, James, McNeal, Matthews	2-0	50	84.7	W
Detroit	Barro, Lott, James, McNeal, Matthews	3-0	53	60.9	W
Eastern Mich.	Barro, Lott, James, McNeal, Matthews	4-0	49	51.6	W
vs Texas Tech	Barro, Lott, James, McNeal, Matthews	5-0	62	71.2	W
vs Duke	Barro, Lott, James, McNeal, Matthews	6-0	58	79.5	W
at Valparaiso	Barro, Lott, James, McNeal, Matthews	7-0	53	81.5	W
Northwestern State	Barro, Lott, James, McNeal, Matthews	8-0	59	71.1	W
North Dakota State	Barro, Lott, James, McNeal, Matthews	8-1	40	66.7	L
Delaware State	Barro, Fitzgerald, James, McNeal, Matthews	1-0	62	95.4	W
Wisconsin	Barro, Fitzgerald, James, McNeal, Matthews	1-1	51	77.3	L
Md.-Baltimore Co.	Barro, Fitzgerald, James, McNeal, Matthews	2-1	48	70.6	W
Oakland	Barro, Lott, James, McNeal, Matthews	9-1	60	75.0	W
Morgan State	Barro, Fitzgerald, James, McNeal, Matthews	3-1	59	76.7	W
Savannah State	Barro, Fitzgerald, James, McNeal, Matthews	4-1	65	94.2	W
at Providence					
Syracuse					
at Connecticut					
West Virginia					
at Louisville					
at Pittsburgh					
Seton Hall					
at USF					
Providence					
Rutgers					
at Georgetown					
at DePaul					
Louisville					
Villanova					
at Notre Dame					
Pittsburgh					

## Double Figure Points Combinations

Two Player Combinations	2006-07	Career
Barro, Fitzgerald	—	3-0
Barro, James	3-0	6-1
Barro, Matthews	3-0	5-1
Barro, McNeal	3-0	5-1
Cubillan, Fitzgerald	2-0	2-0
Cubillan, Hayward	2-0	2-0
Cubillan, James	3-0	3-0
Cubillan, Matthews	3-0	3-0
Cubillan, McNeal	1-0	1-0
Fitzgerald, Hayward	1-0	1-0
Fitzgerald, James	3-0	7-0
Fitzgerald, Matthews	3-0	5-0
Fitzgerald, McNeal	3-0	5-0
Hayward, James	3-1	3-1
Hayward, Matthews	2-0	2-0
Hayward, McNeal	1-1	1-1
James, Lott	1-0	1-0
James, Matthews	8-0	14-5
James, McNeal	9-1	20-7
Lott, McNeal	1-0	1-0
Matthews, McNeal	5-0	8-3

Three Player Combinations	2006-07	Career
Barro, Fitzgerald, James	—	2-0
Barro, Fitzgerald, Matthews	—	2-0
Barro, Fitzgerald, McNeal	—	1-0
Barro, James, Matthews	3-0	4-1
Barro, James, McNeal	3-0	4-1
Barro, Matthews, McNeal	2-0	2-0
Cubillan, Fitzgerald, Hayward	1-0	1-0
Cubillan, Fitzgerald, James	1-0	1-0
Cubillan, Fitzgerald, Matthews	1-0	1-0
Cubillan, Hayward, James	2-0	2-0
Cubillan Hayward, Matthews	2-0	2-0
Cubillan, James, Matthews	2-0	2-0
Cubillan, James, McNeal	1-0	1-0
Cubillan, McNeal, Matthews	1-0	1-0
Fitzgerald, Hayward, James	1-0	1-0
Fitzgerald, Hayward, Matthews	1-0	1-0
Fitzgerald, James, Matthews	3-0	3-0
Fitzgerald, James, McNeal	2-0	3-0
Fitzgerald, Matthews, McNeal	1-0	3-0
Hayward, James, Matthews	2-0	2-0
Hayward, James, McNeal	1-1	1-1
James, Lott, McNeal	1-0	1-0
James, Matthews, McNeal	5-0	6-2

Four Player Combinations	2006-07	Career
Barro, Fitzgerald, James, Matthews	—	1-0
Barro, Fitzgerald, Matthews, McNeal	—	1-0
Barro, James, Matthews, McNeal	3-0	3-1
Cubillan, Fitzgerald, Hayward, James	1-0	1-0
Cubillan, Fitzgerald, James, Matthews	2-0	2-0
Cubillan, Fitzgerald, James, McNeal	1-0	1-0
Cubillan, Fitzgerald, Matthews, McNeal	1-0	1-0
Cubillan, Hayward, James, Matthews	1-0	1-0
Cubillan, James, Matthews, McNeal	1-0	1-0
Fitzgerald, Hayward, James, Matthews	1-0	1-0
Fitzgerald, James, Matthews, McNeal	1-0	1-0

Five Player Combinations	2006-07	Career
Cubillan, Fitzgerald, Hayward, James, Matthews	1-0	1-0

his time in Norman, the Sooners averaged 25 wins per season and earned NCAA Tournament berths eight times, reaching the Sweet 16 in 1999, the Final Four in 2002 and the Elite Eight in 2003. Seltzer, who flourishes in the role of player development, was selected as one of four court coaches for USA Basketball national team trials in July 2004.

### Home Court Advantage

Marquette won at least 14 games at home for the fifth straight season last year. The Golden Eagles are 87-14 (86.1 percent) at home since 2001. Marquette drew 223,983 for its 16 home games (13,999 average), the sixth straight season that the program has averaged more than 10,000 fans per game. The program has drawn 1.6 million spectators during Tom Crean's eight seasons as head coach, making the Bradley Center one of the nation's toughest venues for opposing teams. Since 2002, Marquette has averaged 14,075 fans, the third best among BIG EAST Schools.

### Attendance Since 1999

Year	Games	Total	Average
1999-2000	14	159,528	9,971
2000-01	15	170,397	11,360
2001-02	15	191,650	12,777
2002-03	16	248,851	15,553
2003-04	18	275,241	15,291
2004-05	21	251,274	11,965
2005-06	16	223,983	13,999
2006-07	12	163,463	13,622
Total	127	1,697,387	13,365

### Post Season Play

Marquette's post season appearance in 2006 was the program's 39th all-time, ninth-most in Division I. It was the school's 24th appearance in the NCAA Tournament. MU's all-time record in NCAA Tourney games stands at 32-25 (56.1). Tom Crean led the Golden Eagles to the post season for the fifth consecutive year, and sixth time in his seven years as head coach. MU participated in a national post season tournament in 11 of the last 13 years.

### 20 Wins Again

For the third time in head coach Tom Crean's seven year career, he guided Marquette to a 20 win season. The last time Marquette won at least 20 games was in the 2002-03 season when it won 27 games en route to a national semifinal appearance. In all, Marquette has met or topped the 20 win mark in 28 seasons.

### Youth Will Be Served

Only two Marquette players on the roster have at least two seasons in a Golden Eagle uniform.

Senior Mike Kinsella has played at Marquette each of the last two years as has junior Ousmane Barro. Kinsella has played in 30 career games while Barro has seen action in 58. Combined Barro and Kinsella have played in 88 of the 248 total games played by the current Marquette roster. The entire returning roster has an average of 31 games played.

### Non-Conference Dominance

Marquette is 67-18 (78.8 percent) in regular and post season games against non-conference opponents since 2001-02.

### Point Guard U

Sophomore point guard Dominic James continues a successful line of point guards at Marquette. The previous four points guards — Tony Miller ('92-'95; 8.3 ppg, 7.8 apg), Aaron Hutchins ('95-'98; 11.8 ppg, 4.5 apg), Cordell Henry ('99-'02; 11.2 ppg, 3.4 apg) and Travis Diener ('01-'05; 14.1 ppg, 5.1 apg) — combined to average 11.4 points and 5.2 rebounds over their careers. Last season, James scored 15.3 points and grabbed 4.5 rebounds per game.

### New Faces

Four newcomers join the roster for 2006-07, with three eligible to play. Sophomore Maurice Acker, a transfer from Ball State, will sit out the year per NCAA rules. Junior forward Lawrence Blackledge joins the squad after a successful junior college career. Freshmen David Cubillan and Lazar Hayward round out the Golden Eagle newcomers.

### New Radio Home for Marquette Basketball

Marquette University athletics and its marketing partner Nelligan Sports have reached a multi-year agreement with ESPN Radio 1510 Days/1290 Nights to serve as the flagship station for Marquette men's basketball beginning this season.

ESPN Radio Milwaukee will broadcast all of the Golden Eagles' preseason, regular season and post-season games, including a 30 minute pregame show and a 45 minute postgame show.

Steve "The Homer" True, the station's afternoon host, will continue to serve as the voice of Marquette and the station will also be the radio home of "The Tom Crean Show".

### Tom Crean Radio Show

The Tom Crean Radio Show, hosted by Marquette basketball play-by-play announcer Steve "The Homer" True, debuted on Milwaukee's ESPN Radio 1510 days 1290 nights on Monday, November 6 at 6 p.m.



# Head Coach Tom Crean

Entering his eighth season as the head men's basketball coach at Marquette University, Tom Crean has positioned the program among the elite in college basketball.

In his seven seasons, Marquette has averaged 20 wins a year, won a conference championship and made six postseason appearances, including the 2003 Final Four, the program's third appearance all-time and first since 1977.

Since 2001, Crean has directed the Golden Eagles to 101 victories, fifth most among BIG EAST schools, and five consecutive postseason appearances. He is a two-time recipient of the Ray Meyer Conference USA, NABC District XI and USBWA District V Coach of the Year awards, and in 2003 won the Coach Clair Bee Award as well as being named a finalist for the Naismith National Coach of the Year Award.

Crean's 65.0 winning percentage and 141 victories place him third in both categories all-time at MU.

## National Recognition

Crean's revival of Marquette's storied basketball program has not gone unnoticed by the national pollsters as the Golden Eagles have spent 44 weeks in the rankings since November 2001. Prior to first appearing during Crean's tenure in the AP Top 25 on November 27, 2001, Marquette had been ranked for just 24 weeks the previous 15 seasons.

Marquette's consecutive year-end rankings in 2002 and 2003 were the first time for the program in a quarter century, and on March 4, 2003, the school earned its highest ranking since 1978 by reaching No. 8 in AP poll.

## Player Development

Personally driven by an intense commitment to improve, Crean has structured a program at Marquette that focuses heavily on individual instruction and has allowed his players to stay ahead of the competition.

Through seven seasons, Golden Eagles players have earned 17 All-Conference selections and the program's first conference player of the year award, when Dwyane Wade won Conference USA's top honor in 2003. Wade also went on to become the first Marquette player since 1978 to be named an Associated Press First Team All-American and finalist for the John R. Wooden Award.

In 2005, Travis Diener joined Wade as players under Crean's mentoring who earned All-American and All-Conference honors, as well as going on to be selected in

the NBA Draft. Marquette basketball has been represented on national player of the year balloting in each of the last four seasons.

Fan Support & Exposure Crean's passion and commitment on the court has paid dividends off of it. The program has set total attendance records in each of the last three seasons, and since his arrival in 1999 has drawn over 1.5 million fans.

Students on the Milwaukee campus have flocked to the Bradley Center in record numbers, making it one of college basketball's best environments. Overall, attendance has increased 70-percent and the top seven crowds of all-time have occurred during Crean's tenure.

Marquette's elevated status nationally has made it a favorite of television. Crean's squad has had 66 games televised nationally on network or cable over the last three seasons.

Crean was named the 15th head coach in Marquette basketball history on March 30, 1999. Before arriving in Milwaukee, Crean served on the Michigan State basketball staff for four seasons, holding the position of associate head coach for the last two. During that time, the Spartans compiled an 88-41 record and made four consecutive postseason appearances, including a trip to the 1999 Final Four. Michigan State's recruiting coordinator; Crean was instrumental in bringing two-time Big Ten Player of the Year Mateen Cleaves and 2000 John R. Wooden Award finalist Morris Peterson to East Lansing.

Prior to his tenure at Michigan State, Crean spent the 1994-95 season as an assistant coach at Pittsburgh and served as the associate head coach at Western Kentucky from 1990 to 1994. Crean got his start in coaching on the Division I level in 1989-90, serving on Jud Heathcote's staff at Michigan State.

A native of Mount Pleasant, Michigan, Crean earned his bachelor's degree in parks and recreation with a minor in psychology from Central Michigan in 1989. While pursuing his degree, Crean coach basketball at Alma College and Mount Pleasant High School.

Tom and his wife, Joani, are the parents of Megan, 9, Riley, 5, and recent addition, daughter Ainsley.



## Tom Crean's Career Record

Career: 154-78 (66.4)  
Marquette: 154-78 (66.4)  
Tom Crean's record vs. all opponents  
2006-07 Opponents in Bold

Air Force	1-0	Memphis	1-4
Appalachian State	2-0	Minnesota	0-2
Ark.-Little Rock	1-0	Missouri	1-0
Ark.-Pine Bluff	1-0	<b>Morgan State</b>	<b>1-0</b>
Arizona	0-2	Morris Brown	1-0
Alabama	0-1	Nebraska	1-1
Baylor	0-1	North Carolina	0-1
Boise State	1-0	<b>North Dakota State</b>	<b>0-1</b>
Cal State-Northridge	1-0	<b>Notre Dame</b>	<b>3-1</b>
Canisius	1-0	Northern Michigan	1-0
Centenary	1-0	Northwestern State	1-0
Charlotte	4-6	<b>Oakland</b>	<b>3-0</b>
Chicago State	2-0	Oral Roberts	1-0
Cincinnati	5-7	<b>Pittsburgh</b>	<b>2-1</b>
<b>Connecticut</b>	<b>1-0</b>	<b>Providence</b>	<b>1-0</b>
Coppin State	3-0	Rice	1-0
Dayton	1-3	<b>Rutgers</b>	<b>0-1</b>
<b>Detroit</b>	<b>1-0</b>	Sacred Heart	1-0
<b>DePaul</b>	<b>11-3</b>	St. John's	2-0
<b>Delaware State</b>	<b>3-0</b>	Saint Louis	9-3
<b>Duke</b>	<b>1-0</b>	Sam Houston State	2-0
East Carolina	4-2	San Francisco	1-0
Eastern Illinois	1-0	<b>Savannah State</b>	<b>2-0</b>
<b>Eastern Michigan</b>	<b>1-0</b>	<b>Seton Hall</b>	<b>1-0</b>
Eastern Washington	1-0	South Alabama	0-1
Elon	1-0	South Carolina	1-0
Florida A&M	1-0	South Dakota State	2-0
Fordham	1-0	Southern Miss	3-2
<b>Georgetown</b>	<b>1-1</b>	Tennessee	1-0
Gonzaga	1-0	TCU	2-4
Grambling	2-0	Texas-San Antonio	1-0
Hampton	1-0	Texas Southern	1-0
<b>Hillsdale Coll.</b>	<b>1-0</b>	<b>Texas Tech</b>	<b>1-0</b>
Holy Cross	1-0	Toledo	1-0
Houston	4-2	Tulane	6-1
<b>Idaho State</b>	<b>1-0</b>	Tulsa	0-1
Illinois State	1-0	UAB	3-4
Indiana	1-0	<b>USF</b>	<b>5-0</b>
Iowa State	0-1	<b>Valparaiso</b>	<b>2-0</b>
IPFW	1-0	<b>Villanova</b>	<b>1-1</b>
Kansas	0-1	<b>West Virginia</b>	<b>0-1</b>
Kent State	1-0	Western Carolina	2-0
Kentucky	1-0	Western Michigan	1-1
Lewis	1-0	Winthrop	0-1
<b>Louisville</b>	<b>7-7</b>	<b>Wisconsin</b>	<b>2-6</b>
Loyola (ILL.)	1-0	Wofford	1-0
<b>Md.-Baltimore County</b>	<b>1-0</b>	Xavier	1-2
Massachusetts	1-0		

## Tom Crean's Year by Year Coaching Résumé

School	Year	Record	Conf.	Notes
<b>As a Head Coach</b>				
Marquette	2006-07	13-2	-	Ranked 15/21; Won CBE Classic over Duke
Marquette	2005-06	20-11	10-6	NCAA First Round; Great Alaska Shootout Title
Marquette	2004-05	19-12	7-9	NIT First Round
Marquette	2003-04	19-12	8-8	NIT Quarterfinals
Marquette	2004-05	27-6	14-2	C-USA Regular Season Champion, NCAA Tournament, Final Four
Marquette	2001-02	26-7	13-3	2nd place, C-USA American Division, NCAA Tournament
Marquette	2000-01	15-14	9-7	3rd place, C-USA American Division
Marquette	1999-2000	15-14	8-8	4th place, C-USA American Division, NIT
<b>As an Assistant</b>				
Michigan State	1998-99	33-5	-	Big Ten Regular Season and Conference Champion, NCAA Tournament, Final Four
Michigan State	1997-98	22-8	-	Big Ten Regular Season Champion, Sweet 16
Michigan State	1997-98	17-12	-	NIT
Michigan State	1995-96	16-16	-	NIT
Pittsburgh	1994-95	10-18	-	—
Western Kentucky	1993-94	20-11	-	NCAA Tournament
Western Kentucky	1994-95	26-6	-	Sun Belt Tournament Champion, Sweet 16
Western Kentucky	1991-92	21-1	-	NIT
Western Kentucky	1990-91	14-14	-	—
Michigan State	1989-90	28-6	-	Big Ten Champion, NCAA Tournament, Sweet 16



## Tom Crean Year by Year at Marquette

### 2005-06

The first BIG EAST season was good for Crean and Marquette basketball as the Golden Eagles finished fourth in the league and returned to the NCAA Tournament, winning 21 games during the year.

Marquette's success in the BIG EAST was characterized by a 94-79 win over no. 2 Connecticut at the Bradley Center in Marquette's first BIG EAST game. Marquette carried that success through the season and to the NCAA Tournament.

Setting the stage for the BIG EAST run, Marquette won its second Great Alaska Shootout title in as many tries.

Three players earned recognition from the BIG EAST following the season. Senior Steve Novak was a unanimous First Team All-BIG EAST selection. Freshman Dominic James was named the league's Rookie of the Year and freshman Jerel McNeal was named an All-Rookie selection by the league.

### 2004-05

Despite losing all-American point guard Travis Diener for eight games, including the season's final five, Crean guided Marquette to 19 victories and its fourth consecutive post season appearance.

The Golden Eagles season started with promise. The team won 13 of its first 14 games, the best start for the program in 26 years, and defeated Elite Eight participant and rival Wisconsin by nine at the Bradley Center.

Marquette's appearance in the post season was the fifth during Crean's six seasons, and the school's 38th overall. Early success was highlighted by a season opening championship in the BCA Classic and the team's sixth consecutive Pepsi Blue & Gold Championship.

### 2003-04

Despite losing Dwyane Wade and Robert Jackson, who accounted for 47.0 percent of Marquette's scoring and 38.0 percent of its rebounding in 2002-03, Crean guided the Golden Eagles to a 19-12 overall record and the quarterfinals of the National Invitation Tournament in 2003-04. The Golden Eagles postseason appearance was their 37th all-time.

The 2003-04 season saw Crean lead Marquette to its 26th-consecutive non-conference home win, a fifth-straight Pepsi Blue & Gold Classic Championship, the program's 1,300th victory all-time (a 65-52 victory at Houston on January 7) and, as a result of a 77-70 victory over Louisville on January 31, only its second victory ever on the road over a Top 5-ranked opponent. After opening the season ranked 23rd in the Associated Press and ESPN/USA Today polls, the Golden Eagles spent nine and ten weeks, respectively, ranked in both polls.

### 2002-03

Purely magical is the best way to describe the 2002-03 campaign, as Crean led Marquette to a place it had not been in over 25 years – the Final Four. Marquette's third appearance all-time in college basketball's ultimate destination came as a result of 27 wins (second-most in school history), including a program-best 14 victories in conference, and its first Conference USA Regular Season Championship.

The Golden Eagles finished the regular season ranked No. 9 by the Associated Press, its highest year-end AP ranking since 1978, and No. 6 in the ESPN/USA Today Top 25 poll. MU was one of only 10 teams to be ranked in all 19 of the AP's Top 25 polls and its .818 winning percentage was the program's best since 1977-78.

### 2001-02

In 2001-02, Crean coached Marquette to a 26-7 record and its 22nd NCAA Tournament appearance but first since 1997. The 26 victories were the third-most all-time and represented the program's first 20-win season since 1997.

The Golden Eagles started the season by winning 10-consecutive games and claiming the 2001 Great Alaska Shootout championship. As a result of its best start in four years, Marquette appeared in the AP Top 25 at No. 23 on November 27, 2001, its first AP ranking since January 19, 1998.

In conference play, Crean's squad won a program-record 12-straight on the way to a school-record 13 conference wins and a number two seed in the C-USA Tournament, the program's highest to-date. A 19-point victory over DePaul on March 1, wrapped up the Golden Eagles first undefeated home season – 16-0 – since 1995-96.

On February 19, MU achieved the school's highest national ranking since February 1979, when it reached No. 9 in the AP Top 25. The Golden Eagles spent a total of 12 weeks ranked nationally and concluded the year ranked No. 12 by the AP and No. 18 by ESPN/USA Today.

### 2000-01

Most preseason polls and publications had Marquette picked no higher than fifth in Conference USA's American Division for the 2000-01 season. As was the case for the previous season, Tom Crean and his club exceeded expectations and recorded their second consecutive 15-14 season.

In contention until the regular season's final day for a top seed at the conference tournament, MU defeated DePaul, Saint Louis and Cincinnati twice, on its way to a 9-7 finish in C-USA, its best since 1997. Marquette's two victories over Cincinnati represented the first time a league member had registered a regular-season sweep of the Bearcats.

### 1999-2000

In his first season as head coach, Tom Crean took a team projected by many in the preseason as sixth in Conference USA's American Division to its first postseason appearance in two years.

Facing a schedule that featured 13 games with teams who participated in the 1998 NCAA Tournament, the 33-year old first-time head coach led his squad to 15 victories overall - including two over Top 25 teams DePaul (No. 21) and Louisville (No. 25) – and an 8-8 conference mark.

## Tom Crean vs. Ranked Opponents

Marquette is 17-21 (44.7) against ranked opponents, including 7-9 (43.8) against the Top 10, under Tom Crean. All-time, Marquette is 87-126 (40.8) against ranked opponents, including a 35-86 (28.9) record against the Top 10. Marquette is 1-1 against the top-25 in 2006-07. *Rankings listed from the AP poll.*

### Crean Game-by-Game vs. Ranked Opponents (Games vs. Top 10 In Bold)

#### 1999-2000

**Jan. 8, 2000 — at #3 Cincinnati 67, Marquette 48**  
Jan. 12, 2000 — Marquette 69, at #21 DePaul 48  
Jan. 15, 2000 — Marquette 66, #25 Louisville 64 (OT)  
**Jan. 23, 2000 — #1 Cincinnati 72, Marquette 60**

#### 2000-01

Dec. 23, 2000 — #16 Wisconsin 52, Marquette 47  
**Jan. 13, 2001 — at #9 North Carolina 84, Marquette 54**

#### 2001-02

Nov. 23, 2001 — Marquette 50, #20 Indiana 49 (Great Alaska Shootout)  
Dec. 29, 2001 — at #25 Wake Forest 64, #19 Marquette 59  
**Feb. 2, 2002 — Marquette 74, #4 Cincinnati 60**  
**Feb. 22, 2002 — at #4 Cincinnati 63, #9 Marquette 62**  
**March 9, 2002 — #5 Cincinnati 77, #13 Marquette 63 (C-USA Tournament)**

#### 2002-03

Feb. 9, 2003 — #15 Marquette 68, #14 Wake Forest 61  
**Feb. 15, 2003 — #2 Louisville 73, #11 Marquette 70**  
Feb. 27, 2003 — #10 Marquette 78, at #11 Louisville 73  
March 22, 2003 — #9 Marquette 101, #24 Missouri 92 (OT, NCAA Tournament)  
**March 27, 2003 — #9 Marquette 77, #4 Pittsburgh 74 (NCAA Tournament)**  
**March 29, 2003 — #9 Marquette 83, #1 Kentucky 69 (NCAA Tournament)**  
**April 5, 2003 — #6 Kansas 94, #9 Marquette 61 (NCAA Final Four)**

#### 2003-04

Dec. 1, 2003 — #24 Marquette 71, #23 Notre Dame 58  
**Dec. 13, 2003 — at #9 Arizona 85, #22 Marquette 75**  
Dec. 20, 2003 — at #22 Wisconsin 62, #23 Marquette 58  
Jan. 14, 2004 — #10 Cincinnati 85, at #21 Marquette 73  
**Jan. 31, 2004 — Marquette 77, at #4 Louisville 70**  
March 6, 2004 — at Marquette 81, #25 Louisville 80

#### 2004-05

Dec. 11, 2004 — at Marquette 63, #24 Wisconsin 54  
Dec. 18, 2004 — #15 Arizona 48, at Marquette 43  
Jan. 26, 2005 — at #12 Louisville 99, Marquette 52  
Feb. 17, 2005 — #12 Louisville 64, at Marquette 61  
Feb. 24, 2005 — at #24 Cincinnati 80, Marquette 68

#### 2005-06

**Jan. 3, 2006 — at Marquette 94, #2 Connecticut 79**  
Jan. 14, 2006 — at #16 West Virginia 104, Marquette 85  
Jan. 28, 2006 — at #12 Pittsburgh 77, Marquette 71  
**Feb. 6, 2006 — at #4 Villanova 72, Marquette 67**  
Feb. 16, 2006 — at Marquette 57, #17 Georgetown 51  
**Feb. 18, 2006 — at Marquette 84, #9 Pittsburgh 82**  
March 9, 2006 — #23 Georgetown 62, Marquette 57

#### 2006-07

**Nov. 21, 2006 — #13 Marquette 73, #9 Duke 62**  
Dec. 9, 2006 — #11 Wisconsin 70, #20 Marquette 66



# 2006-07 Overall Statistics

Record	Overall	Home	Away	Neutral
All Games	13-2	10-2	1-0	2-0
BIG EAST	—	—	—	—

Player	GP	GS	Min.	Avg.	Field Goals			3-Point FG			Free Throws			Rebounds				PF	DQ	A	TO	B	S	Pts.	Avg.
					FG	FGA	Pct.	3P	3PA	Pct.	FT	FTA	Pct.	Off.	Def.	Tot.	Avg.								
1 Dominic James	15	15	475	31.7	88	193	45.6	23	71	32.4	56	86	65.1	8	27	35	2.3	27	0	67	44	2	32	255	17.0
22 Jerel McNeal	15	15	443	29.5	78	192	40.6	13	51	25.5	49	68	72.1	27	40	67	4.5	49	1	56	56	8	51	218	14.5
23 Wesley Matthews	15	15	456	30.4	61	132	46.2	12	40	30.0	39	61	63.9	26	56	82	5.5	28	2	36	33	3	21	173	11.5
41 Ousmane Barro	15	15	379	25.3	49	81	60.5	0	0	—	18	28	64.3	34	61	95	6.3	31	0	4	23	20	8	116	7.7
32 Lazar Hayward	15	0	222	14.8	40	91	44.0	4	24	16.7	13	23	56.5	26	32	58	3.9	27	0	2	16	3	11	97	6.5
5 Dan Fitzgerald	15	5	293	19.5	32	62	51.6	18	41	43.9	11	18	61.1	24	42	66	4.4	32	0	13	16	1	11	93	6.2
10 David Cubillan	15	0	286	19.1	24	51	47.1	19	39	48.7	8	14	57.1	5	16	21	1.4	19	0	30	11	3	11	75	5.0
51 Jamil Lott	15	10	212	14.1	15	35	42.9	0	0	—	9	21	42.9	13	23	36	2.4	29	0	3	10	10	11	39	2.6
21 Lawrence Blackledge	14	0	114	8.1	14	28	50.0	0	2	0.0	5	11	45.5	13	13	26	1.9	8	0	8	7	7	5	33	2.4
12 Dwight Burke	15	0	119	7.9	4	11	36.4	0	0	—	1	7	14.3	9	11	20	1.3	19	0	2	5	6	2	9	0.6
45 Craig Kuphall	5	0	14	2.8	0	0	—	0	0	—	2	2	100.0	0	2	2	0.4	2	0	1	1	0	0	2	0.4
42 Tommy Brice	5	0	4	0.8	0	2	0.0	0	0	—	0	0	—	0	0	0	0.0	1	0	0	1	0	0	0	0.0
40 Mike Kinsella	3	0	8	2.7	0	0	—	0	0	—	0	0	—	0	2	2	0.7	1	0	0	0	1	0	0	0.0
Team														25	18	43	2.9	0			3				
Total	15				405	878	46.1	89	268	33.2	211	339	62.2	210	343	553	36.9	273	3	222	226	64	163	1110	74.0
Opponents	15				316	784	40.3	91	246	37.0	167	247	67.6	168	309	477	31.8	312	-	177	307	47	102	890	59.3

TEAM STATISTICS	MARQ	OPP	Date	Opponent	W	L	Score	High Scorer	High Rebounder	Att.
SCORING	1110	890	Nov. 10	Hillsdale Coll.	W		76-66	McNeal 19	Barro, McNeal, Matthews 7	12,464
Points per game	74.0	59.3	Nov. 13	Idaho State	W	or	59-56	James 17	Barro 10	12,334
Scoring margin	+14.7	-	Nov. 14	Detroit	W		87-45	James 20	Matthews 8	12,339
FIELD GOALS-ATT	405-878	316-784	Nov. 18	Eastern Michigan	W		95-62	James 17	Hayward, McNeal 8	12,978
Field goal pct	.461	.403	Nov. 20	vs Texas Tech	W		87-72	Matthews 20	Barro, McNeal 7	7,063
3 POINT FG-ATT	89-268	91-246	Nov. 21	vs 9/8 Duke	W		73-62	James 25	McNeal 6	8,381
3-point FG pct	.332	.370	Nov. 27	at Valparaiso	W		65-62	James 22	Barro 13	5,036
3-pt FG made per game	5.9	6.1	Dec. 1	Northwestern State	W		83-67	Barro 21	Barro 13	13,019
FREE THROWS-ATT	211-339	167-247	Dec. 2	North Dakota State	L		60-64	McNeal 16	Matthews 9	15,348
Free throw pct	.622	.676	Dec. 5	Delaware State	W		65-48	McNeal 16	Fitzgerald 7	13,056
REBOUNDS	553	477	Dec. 9	11/12 Wisconsin	L		66-70	James 19	Hayward 8	19,020
Rebounds per game	36.9	31.8	Dec. 16	Md.-Baltimore County	W		68-46	James 17	Hayward 7	12,876
Rebounding margin	+5.1	-	Dec. 19	Oakland	W		80-62	James 20	Barro 7	12,605
ASSISTS	222	177	Dec. 22	Morgan State	W		77-57	McNeal 25	Hayward, Matthews 6	13,207
Assists per game	14.8	11.8	Dec. 30	Savannah State	W		69-51	James, Matthews 22	Matthews 9	14,217
TURNOVERS	226	307	Jan. 4	at Providence			6:30 p.m.			
Turnovers per game	15.1	20.5	Jan. 7	Syracuse			7 p.m.			
Turnover margin	+5.4	-	Jan. 10	at Connecticut			6 p.m.			
Assist/turnover ratio	1.0	0.6	Jan. 13	West Virginia			11 a.m.			
STEALS	163	102	Jan. 15	at Louisville			6 p.m.			
Steals per game	10.9	6.8	Jan. 21	at Pittsburgh			2 p.m.			
BLOCKS	64	47	Jan. 13	Seton Hall			7 p.m.			
Blocks per game	4.3	3.1	Jan. 28	at USF			1 p.m.			
WINNING STREAK	4	-	Feb. 3	Providence			7:30 p.m.			
Home win streak	4	-	Feb. 7	Rutgers			7 p.m.			
ATTENDANCE	163,463	20,480	Feb. 10	at Georgetown			11 a.m.			
Home games-Avg/Game	12-13,622	1-5,036	Feb. 14	at DePaul			7:30 p.m.			
Neutral site-Avg/Game	-	2-7,722	Feb. 17	Louisville			8 p.m.			
			Feb. 19	Villanova			6 p.m.			
			Feb. 24	at Notre Dame			2:30 p.m.			
SCORE BY PERIODS:	1st	2nd	OT	Total						
Marquette	525	579	6	—	1,110	March 3	Pittsburgh	8 p.m.		
Opponents	426	461	3	—	890					

## Margin Of Victory

	1	2	3	4	5	6	7	8	9	10	11	12	13	14	15	16	17	18	19	20	21	22	23	24	25+
Marquette	-	-	2	-	-	-	-	-	-	1	1	-	-	-	1	-	1	2	-	1	-	1	-	-	2
Opponents	-	-	-	2	-	-	-	-	-	-	-	-	-	-	-	-	-	-	-	-	-	-	-	-	-

## Attendance Summary

Site	Total	(GP)	Avg.	High
Home	163,463	12	13,622	19,020 vs Wisconsin (Dec. 9)
Away	5,036	1	5,036	5,036 at Valparaiso (Nov. 27)
Neutral	15,444	2	7,722	8,381 vs Duke (Nov. 21)
Totals	183,943	15	12,263	19,020 vs Wisconsin (Dec. 9)

## Record vs. Other Conferences

ACC	1-0	Independent	1-1
America East	1-0	Mid-American	1-0
Big 12	1-0	Mid Continent	2-0
Big Sky	1-0	Mid-Eastern Athletic	1-0
Big Ten	0-1	Southland	1-0
Horizon League	1-0		

## Statistics in BIG EAST Games (0-0)

Player	GP	GS	Min.	Avg.	Field Goals			3-Point FG			Free Throws			Rebounds				PF	DQ	A	TO	B	S	Pts.	Avg.
					FG	FGA	Pct.	3P	3PA	Pct.	FT	FTA	Pct.	Off.	Def.	Tot.	Avg.								
None																									

## Statistics in Home Games (10-2)

Player	GP	GS	Min.	Avg.	Field Goals			3-Point FG			Free Throws			Rebounds				PF	DQ	A	TO	B	S	Pts.	Avg.
					FG	FGA	Pct.	3P	3PA	Pct.	FT	FTA	Pct.	Off.	Def.	Tot.	Avg.								
1 Dominic James	12	12	383	31.9	68	151	45.0	17	52	32.7	39	63	61.9	6	25	31	2.6	22	0	56	37	2	30	192	16.0
22 Jerel McNeal	12	12	357	29.8	61	153	39.9	10	38	26.3	40	55	72.7	21	30	51	4.3	39	1	46	45	8	41	172	14.3
23 Wesley Matthews	12	12	362	30.2	47	104	45.2	9	32	28.1	31	49	63.3	22	48	70	5.8	23	2	30	23	3	16	134	11.2
41 Ousmane Barro	12	12	291	24.3	38	66	57.6	0	0	—	15	24	62.5	24	46	70	5.8	25	0	4	20	19	7	91	7.6
32 Lazar Hayward	12	0	179	14.9	34	76	44.7	4	18	22.2	12	20	60.0	24	25	49	4.1	20	0	2	11	3	10	84	7.0
5 Dan Fitzgerald	12	5	238	19.8	27	51	52.9	16	35	45.7	10	15	66.7	18	33	51	4.3	24	0	11	16	1	9	80	6.7
10 David Cubillan	12	0	216	18.0	18	39	46.2	14	28	50.0	5	9	55.6	4	9	13	1.1	15	0	28	8	3	9	55	4.6
51 Jamil Lott	12	7	178	14.8	15	33	45.5	0	0	—	9	21	42.9	12	22	34	2.8	24	0	2	7	7	8	39	3.3
21 Lawrence Blackledge	11	0	105	9.5	13	26	50.0	0	2	0.0	5	11	45.5	12	13	25	2.3	8	0	8	6	7	5	31	2.8
12 Dwight Burke	12	0	90	7.5	2	9	22.2	0	0	—	1	7	14.3	7	8	15	1.3	10	0	0	4	5	1	5	0.4
45 Craig Kuphall	5	0	14	2.8	0	0	—	0	0	—	2	2	100.0	0	2	2	0.4	2	0	1	1	0	0	2	0.4
42 Tommy Brice	5	0	4	0.8	0	2	0.0	0	0	—	0	0	—	0	0	0	0.0	1	0	0	1	0	0	0	0.0
40 Mike Kinsella	3	0	8	2.7	0	0	—	0	0	—	0	0	—	0	2	2	0.7	1	0	0	0	1	0	0	0.0
Team														23	15	38	3.2	0		3					
Total	12				323	710	45.5	70	205	34.1	169	276	61.2	173	278	451	37.6	214	3	188	182	59	136	885	73.8
Opponents	12				250	632	39.6	66	194	34.0	128	192	66.7	139	249	388	32.3	252	-	138	253	44	80	694	57.8

## Statistics in Road Games (1-0)

Player	GP	GS	Min.	Avg.	Field Goals			3-Point FG			Free Throws			Rebounds				PF	DQ	A	TO	B	S	Pts.	Avg.
					FG	FGA	Pct.	3P	3PA	Pct.	FT	FTA	Pct.	Off.	Def.	Tot.	Avg.								
1 Dominic James	1	1	26	26.0	4	12	33.3	3	9	33.3	11	13	84.6	0	0	0	0.0	2	0	3	2	0	1	22	22.0
23 Wesley Matthews	1	1	31	31.0	5	8	62.5	1	4	25.0	0	0	—	2	2	4	4.0	2	0	0	4	0	1	11	11.0
41 Ousmane Barro	1	1	30	30.0	4	6	66.7	0	0	00.0	2	2	100.0	6	7	13	13.0	1	0	0	1	0	0	10	10.0
22 Jerel McNeal	1	1	27	27.0	3	8	37.5	1	4	25.0	3	4	75.0	1	2	3	3.0	4	0	1	3	0	1	10	10.0
32 Lazar Hayward	1	0	15	15.0	4	7	57.1	0	1	0.0	0	1	0.0	0	1	1	1.0	3	0	0	1	0	0	8	8.0
10 David Cubillan	1	0	23	23.0	1	3	33.3	1	3	33.3	1	2	50.0	0	2	2	2.0	0	0	1	1	0	1	4	4.0
5 Dan Fitzgerald	1	0	20	20.0	0	1	0.0	0	1	0.0	0	0	—	1	6	7	7.0	3	0	1	0	0	0	0	0.0
51 Jamil Lott	1	1	17	17.0	0	1	0.0	0	0	—	0	0	—	0	0	0	0.0	1	0	1	2	1	1	0	0.0
12 Dwight Burke	1	0	7	7.0	0	0	—	0	0	—	0	0	—	0	0	0	0.0	4	0	0	1	0	1	0	0.0
21 Lawrence Blackledge	1	0	4	4.0	0	1	0.0	0	0	—	0	0	—	0	0	0	0.0	0	0	0	1	0	0	0	0.0
Team														0	1	1	1.0	0		0					
Total	1				21	47	44.7	6	22	27.3	17	22	77.3	10	21	31	31.0	20	0	7	16	1	6	65	65.0
Opponents	1				22	47	46.8	12	23	52.2	6	11	54.5	7	18	25	25.0	20	-	16	17	0	6	62	62.0

## Statistics in the Last Five Games (4-1)

Player	GP	GS	Min.	Avg.	Field Goals			3-Point FG			Free Throws			Rebounds				PF	DQ	A	TO	B	S	Pts.	Avg.
					FG	FGA	Pct.	3P	3PA	Pct.	FT	FTA	Pct.	Off.	Def.	Tot.	Avg.								
1 Dominic James	5	5	170	34.0	31	66	47.0	6	22	27.3	17	25	68.0	3	10	13	2.6	9	0	25	20	0	11	85	17.0
22 Jerel McNeal	5	5	144	28.8	26	55	47.3	5	12	41.7	22	28	78.6	7	14	21	4.2	18	1	22	16	3	12	79	15.8
23 Wesley Matthews	5	5	150	30.0	19	36	52.8	2	9	22.2	13	21	61.9	8	19	27	5.4	13	1	10	8	2	4	53	10.6
32 Lazar Hayward	5	0	84	16.8	16	36	44.4	0	7	0.0	7	14	50.0	14	12	26	5.2	9	0	1	6	1	4	39	7.8
41 Ousmane Barro	5	5	109	21.8	16	27	59.3	0	0	—	4	9	44.4	5	19	24	4.8	11	0	1	6	7	1	36	7.2
5 Dan Fitzgerald	5	4	99	19.8	11	18	61.1	7	13	53.8	3	4	75.0	2	17	19	3.8	8	0	3	6	1	6	32	6.4
10 David Cubillan	5	0	87	17.4	5	15	33.3	4	10	40.0	2	4	50.0	1	4	5	1.0	5	0	8	3	1	3	16	3.2
21 Lawrence Blackledge	4	0	45	11.3	5	8	62.5	0	2	0.0	2	2	100.0	4	4	8	2.0	3	0	4	3	2	2	12	3.0
51 Jamil Lott	5	1	57	11.4	4	7	57.1	0	0	—	0	7	0.0	5	7	12	2.4	10	0	1	1	4	2	8	1.6
45 Craig Kuphall	3	0	8	2.7	0	0	—	0	0	—	0	0	—	0	1	1	0.3	1	0	0	0	0	0	0	0.0
42 Tommy Brice	3	0	2	0.7	0	0	—	0	0	—	0	0	—	0	0	0	0.0	0	0	0	0	0	0	0	0.0
40 Mike Kinsella	1	0	4	4.0	0	0	—	0	0	—	0	0	—	0	0	0	0.0	1	0	0	0	1	0	0	0.0
12 Dwight Burke	5	0	41	8.2	0	4	0.0	0	0	—	0	2	0.0	1	3	4	0.8	4	0	0	2	2	1	0	0.0
Team														5	6	11	2.2	0		0					
Total	5				133	272	48.9	24	75	32.0	70	116	60.3	55	116	171	34.2	92	2	75	71	24	46	360	72.0
Opponents	5				103	270	38.1	23	75	30.7	57	84	67.9	63	101	164	32.8	106	-	57	94	13	32	286	57.2

## Statistics in Games Won (13-0)

Player	GP	GS	Min.	Avg.	Field Goals			3-Point FG			Free Throws			Rebounds				PF	DQ	A	TO	B	S	Pts.	Avg.
					FG	FGA	Pct.	3P	3PA	Pct.	FT	FTA	Pct.	Off.	Def.	Tot.	Avg.								
1 Dominic James	13	13	411	31.6	78	163	47.9	20	59	33.9	52	78	66.7	7	22	29	2.2	23	0	60	39	1	28	228	17.5
22 Jerel McNeal	13	13	379	29.2	64	164	39.0	13	47	27.7	45	61	73.8	24	37	61	4.7	41	0	51	47	6	43	186	14.3
23 Wesley Matthews	13	13	388	29.8	55	110	50.0	12	34	35.3	33	54	61.1	19	50	69	5.3	22	1	32	27	3	15	155	11.9
41 Ousmane Barro	13	13	335	25.8	45	72	62.5	0	0	—	16	24	66.7	30	55	85	6.5	26	0	4	16	18	8	106	8.2
5 Dan Fitzgerald	13	4	258	19.8	29	52	55.8	17	36	47.2	10	17	58.8	21	37	58	4.5	26	0	12	15	1	11	85	6.5
32 Lazar Hayward	13	0	183	14.1	33	71	46.5	4	18	22.2	11	21	52.4	19	27	46	3.5	23	0	2	14	3	10	81	6.2
10 David Cubillan	13	0	253	19.5	20	42	47.6	16	34	47.1	8	14	57.1	4	14	18	1.4	16	0	26	10	3	10	64	4.9
51 Jamil Lott	13	9	188	14.5	13	31	41.9	0	0	—	9	18	50.0	11	20	31	2.4	26	0	3	9	7	11	35	2.7
21 Lawrence Blackledge	13	0	103	7.9	14	28	50.0	0	2	0.0	5	11	45.5	13	13	26	2.0	7	0	7	6	5	5	33	2.5
12 Dwight Burke	13	0	101	7.8	4	10	40.0	0	0	—	1	7	14.3	8	9	17	1.3	19	0	2	5	6	1	9	0.7
45 Craig Kuphall	5	0	14	2.8	0	0	—	0	0	—	2	2	100.0	0	2	2	0.4	2	0	1	1	0	0	2	0.4
42 Tommy Brice	5	0	4	0.8	0	2	0.0	0	0	—	0	0	—	0	0	0	0.0	1	0	0	1	0	0	0	0.0
40 Mike Kinsella	3	0	8	2.7	0	0	—	0	0	—	0	0	—	0	2	2	0.7	1	0	0	0	1	0	0	0.0
Team														23	16	39	3.0	0		3					
Total	13				355	745	47.7	82	230	35.7	192	307	62.5	179	304	483	37.2	233	1	200	193	54	142	984	75.7
Opponents	13				262	675	38.8	84	229	36.7	148	214	69.2	146	254	400	30.8	275	-	150	260	36	87	756	58.2

## Statistics in Games Lost (0-2)

Player	GP	GS	Min.	Avg.	Field Goals			3-Point FG			Free Throws			Rebounds				PF	DQ	A	TO	B	S	Pts.	Avg.
					FG	FGA	Pct.	3P	3PA	Pct.	FT	FTA	Pct.	Off.	Def.	Tot.	Avg.								
22 Jerel McNeal	2	2	64	32.0	14	28	50.0	0	4	0.0	4	7	57.1	3	3	6	3.0	8	1	5	9	2	8	32	16.0
1 Dominic James	2	2	64	32.0	10	30	33.3	3	12	25.0	4	8	50.0	1	5	6	3.0	4	0	7	5	1	4	27	13.5
23 Wesley Matthews	2	2	68	34.0	6	22	27.3	0	6	0.0	6	7	85.7	7	6	13	6.5	6	1	4	6	0	6	18	9.0
32 Lazar Hayward	2	0	39	19.5	7	20	35.0	0	6	0.0	2	2	100.0	7	5	12	6.0	4	0	0	2	0	1	16	8.0
10 David Cubillan	2	0	33	16.5	4	9	44.4	3	5	60.0	0	0	—	1	2	3	1.5	3	0	4	1	0	1	11	5.5
41 Ousmane Barro	2	2	44	22.0	4	9	44.4	0	0	—	2	4	50.0	4	6	10	5.0	5	0	0	7	2	0	10	5.0
5 Dan Fitzgerald	2	1	35	17.5	3	10	30.0	1	5	20.0	1	1	100.0	3	5	8	4.0	6	0	1	1	0	0	8	4.0
51 Jamil Lott	2	1	24	12.0	2	4	50.0	0	0	—	0	3	0.0	2	3	5	2.5	3	0	0	1	3	0	4	2.0
21 Lawrence Blackledge	1	0	11	11.0	0	0	—	0	0	—	0	0	—	0	0	0	0.0	1	0	1	1	2	0	0	0.0
12 Dwight Burke	2	0	18	9.0	0	1	0.0	0	0	—	0	0	—	1	2	3	1.5	0	0	0	0	0	1	0	0.0
Team														2	2	4	2.0	0		0					
Total	2				50	133	37.6	7	38	18.4	19	32	59.4	31	39	70	35.0	40	2	22	33	10	21	126	63.0
Opponents	2				54	109	49.5	7	17	41.2	19	33	57.6	22	55	77	38.5	37	-	27	47	11	15	134	67.0

## Marquette Players in Double Figures

	Points	Rebounds
Hillsdale	McNeal 19, James 13, Lott 11	—
Idaho State	James 17, McNeal 13	Barro 10
Detroit	James 20, Matthews 15, Hayward 14, Cubillan 10	—
Eastern Mich.	James 17, Matthews 15, Hayward 13, Fitzgerald 12, Cubillan 10	—
vs Texas Tech	Matthews 20, McNeal 19, James 16, Cubillan 11	—
vs Duke	James 25, McNeal 17	—
at Valparaiso	James 22, Matthews 11, Barro 10, McNeal 10	Barro 13
Northwestern State	Barro 21, James 19, Matthews 14, McNeal 13	Barro 13
North Dakota State	McNeal 16	—
Delaware State	McNeal 16, Matthews 15, Fitzgerald 13, James 13	—
Wisconsin	James 19, McNeal 16, Hayward 10	—
Md.-Baltimore Co.	James 17, McNeal 15, Hayward 13	—
Oakland	James 20, McNeal 17, Barro 11, Matthews 10	—
Morgan State	McNeal 25, Fitzgerald 11	—
Savannah State	James 22, Matthews 22	—
at Providence		
Syracuse		
at Connecticut		
West Virginia		
at Louisville		
at Pittsburgh		
Seton Hall		
at USF		
Providence		
Rutgers		
at Georgetown		
at DePaul		
Louisville		
Villanova		
at Notre Dame		
Pittsburgh		

## Marquette's Record When

	2006-07	Under Crean
Leading at half	11-0	118-17
Trailing at half	1-2	33-56
Tied at half	1-0	5-3
Scoring 70 or more points	8-0	98-18
Allowing 80 or more points	—	6-23
Holding opponents to 60 points or less	5-0	67-10
Holding opponents to 65 points or less	8-1	75-14
Shooting 50 percent or better	6-0	56-6
Opponents shoot 50 percent or better	0-1	10-21
Opponent shoots under 40 percent	5-0	68-14
MU's FG percent is higher than opp.	11-0	121-23
MU's FG percent is lower than opp.	2-2	33-55
MU's 3FG percent is higher than 40 percent	6-0	81-21
Opponent's 3FG percent is higher than 40 percent	2-1	34-25
MU shoots more FT than opponent	11-0	102-13
MU shoots fewer FT than opponent	1-1	41-64
MU shoots same FT as opponent	1-1	10-2
Out-rebounded opponent	9-0	119-29
Out-rebounded by opponent	3-2	28-44
Rebounds tied	1-0	7-5
Same or fewer turnovers as opp.	10-2	92-22
More turnovers than opponent	3-0	61-57
Overtime games	1-0	6-4
In games decided by 5 pts. or less	2-2	38-30
In games decided by 6-10	1-0	36-20
In games decided by 11-15	2-0	35-15
In games decided by 16 pts. or more	8-0	45-13
vs Ranked Teams (AP or Coaches)	1-1	
vs 1-25 in RPI (www.collegerpi.com, at time of game)	1-0	
vs 26-50 in RPI	2-1	
vs 51-100 in RPI	3-1	
vs 101-150 in RPI	2-0	
vs 151-200 in RPI	2-0	
vs 201-324 in RPI	2-0	
When winning the opening tip	8-1	
When scoring first	11-1	

## Marquette Bench Scoring

	Starters	Bench	Bench Scoring
Hillsdale	57	19	Hayward 6, Cubillan 5, Fitzgerald 5, Burke 2, Blackledge 1
Idaho State	50	9	Fitzgerald 6, Hayward 2, Blackledge 1
Detroit	53	34	Hayward 14, Cubillan 10, Blackledge 6, Fitzgerald 2, Kuphall 2
Eastern Mich.	49	46	Hayward 13, Fitzgerald 12, Cubillan 10, Blackledge 8, Burke 3
vs Texas Tech	62	25	Cubillan 11, Fitzgerald 5, Burke 4, Hayward 3, Blackledge 2
vs Duke	58	15	Fitzgerald 8, Cubillan 5, Hayward 2
at Valparaiso	53	12	Hayward 8, Cubillan 4
Northwestern State	59	14	Fitzgerald 4, Hayward 4, Blackledge 3, Cubillan 3
North Dakota State	40	20	Cubillan 8, Hayward 6
Delaware State	62	3	Cubillan 3
Wisconsin	51	15	Hayward 10, Cubillan 3, Lott 2
Md.-Baltimore Co.	48	20	Hayward 13, Blackledge 4, Cubillan 3
Oakland	60	20	Cubillan 8, Hayward 6, Fitzgerald 4, Blackledge 2
Morgan State	59	18	Hayward 8, Blackledge 6, Cubillan 2, Lott 2
Savannah State	65	4	Hayward 2, Lott 2
at Providence			
Syracuse			
at Connecticut			
West Virginia			
at Louisville			
at Pittsburgh			
Seton Hall			
at USF			
Providence			
Rutgers			
at Georgetown			
at DePaul			
Louisville			
Villanova			
at Notre Dame			
Pittsburgh			

## Team Superlatives by Half

	First Half	Second Half
<b>Points</b>	46 Twice	51 Eastern Mich. (Nov. 18)
<b>Fewest Pts. Allowed</b>	14 UMBC (Dec. 16)	20 Savannah St. (Dec. 30)
<b>FG Percentage</b>	60.0 Texas Tech (Nov. 21)	59.1 Oakland (Dec. 19)
<b>Lowest FG Pct. Allowed</b>	30.0 UMBC (Dec. 16)	24.0 Oakland (Dec. 19)
<b>3-Point Percentage</b>	50.0 Twice	100.0 Delaware St. (Dec. 5)
<b>FT Made</b>	15 Savannah St. (Dec. 30)	14 Hillsdale (Nov. 10)
<b>Rebounds</b>	26 Northwestern St. (Dec. 1)	30 Eastern Mich. (Nov. 18)
<b>Assists</b>	11 Texas Tech (Nov. 21)	12 Eastern Mich. (Nov. 18)
<b>Blocks</b>	6 Eastern Mich. (Nov. 18)	5 Eastern Mich. (Nov. 18)
<b>Steals</b>	9 Eastern Mich. (Nov. 18)	11 Detroit (Nov. 14)

## Individual Superlatives by Half

First Half		
<b>Points</b>	15 Jerel McNeal	Morgan State (Dec. 22)
<b>3-Point Made</b>	3 Wesley Matthews	Detroit (Nov. 14)
<b>FT Made</b>	5 Wesley Matthews	Savannah State (Dec. 30)
<b>Rebounds</b>	8 Ousmane Barro	Valparaiso (Nov. 27)
<b>Assists</b>	6 Jerel McNeal	Detroit (Nov. 14)
Second Half		
<b>Points</b>	20 Dominic James	Valparaiso (Nov. 27)
<b>3-Point Made</b>	3 Dominic James	Twice
<b>FT Made</b>	9 Dominic James	Valparaiso (Nov. 27)
<b>Rebounds</b>	8 Jerel McNeal	Eastern Mich. (Nov. 18)
<b>Assists</b>	4 Five times	

## High Marks

Double-figure scoring games	2006-07	Career
Dominic James	13	40
Jerel McNeal	11	32
Wesley Matthews	8	19
Lazar Hayward	4	4
Dan Fitzgerald	3	12
Ousmane Barro	3	8
David Cubillan	3	3
Jamil Lott	1	1

20-point games	2006-07	Career
Dominic James	5	10
Wesley Matthews	2	3
Jerel McNeal	1	1
Ousmane Barro	1	1

Double-figure rebound games	2006-07	Career
Ousmane Barro	3	3
Dominic James	—	1
Wesley Matthews	—	1
Jerel McNeal	—	1

Double-figure assist games	2006-07	Career
None		

Double-doubles	2006-07	Career
Ousmane Barro	2	2
Dominic James	—	1
Jerel McNeal	—	1

## Individual Season Records

	Starts	10+ points	10+ rebs.
Ousmane Barro	13-2	3-0	3-0
Lawrence Blackledge	—	—	—
Dwight Burke	—	—	—
David Cubillan	—	3-0	—
Dan Fitzgerald	4-1	3-0	—
Lazar Hayward	—	3-1	—
Dominic James	13-2	12-1	—
Mike Kinsella	—	—	—
Jamil Lott	9-1	1-0	—
Wesley Matthews	13-2	8-0	—
Jerel McNeal	13-2	10-2	—

## Individual Career Records

	Starts	10+ points	10+ rebs.
Ousmane Barro	22-11	7-1	3-0
Lawrence Blackledge	—	—	—
Dwight Burke	—	—	—
David Cubillan	—	3-0	—
Dan Fitzgerald	5-2	8-0	—
Lazar Hayward	—	3-1	—
Dominic James	33-13	31-9	0-1
Mike Kinsella	1-1	—	—
Jamil Lott	14-3	1-0	—
Wesley Matthews	23-5	12-6	1-0
Jerel McNeal	32-13	24-8	1-0

## Specialty Statistics

	Marquette	Opponents
Points in the Paint	554	36.9
Points off Turnovers	348	23.2
Second Chance Points	181	12.1
Fast Break Points	256	12.1
Bench Points	273	18.2

## Specialty Stats Superlatives

	Marquette	Opponents
Points in the Paint	54 N'western St.	44 Wisconsin
Points off Turnovers	34 Detroit	22 N'western St.
Second Chance Points	22 UMBC	14 Duke
Fast Break Points	33 N'western St.	20 NDSU
Bench Points	46 E. Mich.	35 Texas Tech

## The Last Time

Team	Marquette	Opponent
100+ Points	101-92 OT vs Missouri (3/22/03)	85-104 at West Virginia (1/14/06)
90+ Points	<b>95-62 vs Eastern Michigan (11/18/06)</b>	85-90 vs Alabama (3/16/06)
Under 50 Points	40-54 vs Western Michigan (3/14/05)	<b>65-48 vs Delaware State (12/5/06)</b>
FG Pct. 60+	61.0 vs South Dakota State (12/3/05)	None recorded
Five or fewer turnovers	5 vs Cincinnati (3/10/96)	5 at West Virginia (1/14/06)
Five Players, 10+ pts.	<b>95-62 vs Eastern Michigan (11/18/06)</b>	72-85 at DePaul (1/20/05)

Team	Marquette Win	Marquette Loss
Ranked Opponent (AP)	<b>73-62 vs 9/8 Duke (11/21/06)</b>	<b>66-70 vs 11/12 Wisconsin (12/9/06)</b>
Overtime Game	<b>59-56 vs Idaho State (11/13/06)</b>	60-67 OT at Louisville (3/1/06)
Double Overtime	80-79 vs Louisville (2/28/96) 2OT	<i>74-77 vs Louisville (2/24/01) 3OT</i>
Triple Overtime	Never	<i>74-77 vs Louisville (2/24/01) 3OT</i>
Home Opener	<b>76-66 vs Hillsdale Coll. (11/10/06)</b>	54-67 vs South Alabama (11/14/00)
Road Openers	<b>65-62 at Valparaiso (11/27/06)</b>	74-84 at Nebraska (11/30/05)

Individual	Marquette	Opponent
30+ Points	41, Steve Novak 94-79 vs Connecticut (1/3/06)	31, Jean Felix 85-90 vs Alabama (3/16/05)

20+ Points	<b>22, Dominic James, Wesley Matthews</b> <b>69-51 vs Savannah State (12/30/06)</b>	<b>28, Alando Tucker</b> <b>66-70 vs Wisconsin (12/9/06)</b>
------------	--	---

10+ Rebounds	<b>13, Ousmane Barro</b> <b>83-67 vs Northwestern State (12/1/06)</b>	<b>10, Brent Winkelman</b> <b>60-64 vs North Dakota State (12/2/06)</b>
--------------	--	--

15+ Rebounds	16, Steve Novak 94-79 vs Connecticut (1/3/06)	15, Torin Francis 80-72 vs Notre Dame (2/25/06)
--------------	--	--

15+ Free Throws	16, Brian Wardle 69-59 at Charlotte (2/13/99)	
-----------------	--	--

10+ Assists	11, Travis Diener 61-64 vs Louisville (2/17/05)	10, Brian Swift 66-64 vs USF (1/15/05)
-------------	--	---

Double Double	<b>21 pts, 13 reb, Ousmane Barro</b> <b>83-67 vs Northwestern State (12/1/06)</b>	<b>15 pts, 12 reb, Ryan Coville</b> <b>87-45 vs Detroit (11/14/06)</b>
---------------	--	---

Triple Double	29 pts, 11 reb, 11 ast, Dwyane Wade 83-69 vs Kentucky (3/29/03)	22 pts, 12 reb, 10 blk, Eric Hicks 66-70 vs Cincinnati (1/8/05)
---------------	--	--

## This season . . .

Largest halftime lead . . . . .	24	Detroit (Nov. 14)
Largest halftime deficit . . . . .	4	Hillsdale Coll. (Nov. 10)
Largest lead in a game . . . . .	43	Detroit (Nov. 14)
Largest deficit in a game . . . . .	11	Wisconsin (Dec. 9)
Largest winning margin . . . . .	42	Detroit (Nov. 14)
Largest losing margin . . . . .	4	North Dakota State (Dec. 2), Wisconsin (Dec. 9)
Largest deficit in a victory . . . . .	9	Oakland (Dec. 19)
Largest lead in a loss . . . . .	5	Wisconsin (Dec. 9)
Most consecutive points scored . . . . .	14	Detroit (Nov. 14), Eastern Michigan (Nov. 18), Northwestern State (Dec. 1)
Most consecutive points allowed . . . . .	10	Idaho State (Nov. 13)
Largest home crowd . . . . .	19,020	Wisconsin (Dec. 9)
Largest road crowd . . . . .	5,036	Valparaiso (Nov. 27)
Largest neutral crowd . . . . .	8,381	Duke (Nov. 21)
30-point games . . . . .	—	
20-point games . . . . .		James 5, Matthews 2, Barro 1, McNeal 1
10-rebound games . . . . .		Barro 3
Double-doubles . . . . .		Barro 2
Games as leading scorer . . . . .		James 9, McNeal 4, Matthews 2, Barro 1
Games as leading rebounder . . . . .		Barro 7, Matthews 5, Hayward 4, McNeal 3, Fitzgerald 1
Games as assists leader . . . . .		James 9, McNeal 6, Matthews 1
Foul outs . . . . .		Matthews 2, McNeal 1

## Defensive Comparison (averages as of date of game)

	Points	Avg.	Diff.	FG Pct.	Avg.	Diff.
Hillsdale Coll.	66	—	—	41.5	—	—
Idaho State	59	—	—	46.8	—	—
Detroit	45	57.0	<b>-12.0</b>	38.6	42.6	<b>-4.0</b>
Eastern Michigan	62	68.0	<b>-6.0</b>	33.3	46.2	<b>-12.9</b>
vs Texas Tech	72	85.8	<b>-13.8</b>	46.2	48.6	<b>-2.4</b>
vs Duke	73	76.0	<b>-3.0</b>	37.7	46.3	<b>-8.6</b>
at Valparaiso	62	73.2	<b>-11.2</b>	46.8	46.9	<b>-0.1</b>
Northwestern State	67	82.5	<b>-15.5</b>	39.0	49.3	<b>-10.3</b>
North Dakota State	64	79.5	<b>-15.5</b>	48.1	44.7	<b>+3.4</b>
Delaware State	48	56.1	<b>-8.1</b>	34.8	40.9	<b>-6.1</b>
Wisconsin	70	76.6	<b>-6.6</b>	50.9	48.5	<b>-2.4</b>
Md.-Baltimore Co.	46	63.3	<b>-17.3</b>	39.1	41.0	<b>-1.9</b>
Oakland	62	62.5	<b>-0.5</b>	31.4	42.1	<b>-10.7</b>
Morgan State	57	73.4	<b>-16.4</b>	35.2	44.3	<b>-9.1</b>
Savannah State	51	55.8	<b>-4.8</b>	33.9	39.6	<b>-5.7</b>
at Providence						
Syracuse						
at Connecticut						
West Virginia						
at Louisville						
at Pittsburgh						
Seton Hall						
at USF						
Providence						
Rutgers						
at Georgetown						
at DePaul						
Louisville						
Villanova						
at Notre Dame						
Pittsburgh						

## Specialty Stats by Game (Bold denotes season high; formatted as MU/OPP)

	Paint	Off TO	2nd Ch.	Fast Brk.	Bench
Hillsdale Coll.	42/24	20/13	18/10	14/2	19/16
Idaho State	20/14	24/6	14/7	4/2	9/12
Detroit	40/24	<b>34/6</b>	8/10	27/0	34/9
Eastern Michigan	32/18	32/15	14/8	14/11	<b>46/37</b>
vs Texas Tech	46/20	27/11	13/10	27/7	25/35
vs Duke	34/26	25/11	15/14	8/2	15/15
at Valparaiso	26/16	22/18	10/6	2/2	12/16
Northwestern State	<b>54/18</b>	<b>21/22</b>	18/7	<b>33/17</b>	14/29
North Dakota State	34/38	21/16	7/8	20/8	20/3
Delaware State	28/12	23/8	6/8	15/6	3/6
Wisconsin	40/44	19/13	10/4	13/14	15/18
Md.-Baltimore Co.	42/18	26/14	<b>22/10</b>	21/2	20/4
Oakland	40/6	18/19	9/6	27/0	20/10
Morgan State	40/22	24/15	6/10	24/9	18/21
Savannah State	26/20	12/9	11/9	12/12	4/13
at Providence					
Syracuse					
at Connecticut					
West Virginia					
at Louisville					
at Pittsburgh					
Seton Hall					
at USF					
Providence					
at Marquette					
Rutgers					
at Marquette					
Marquette					
at Georgetown					
Marquette					
at DePaul					
Louisville					
at Marquette					
Villanova					
at Marquette					
Marquette					
at Notre Dame					
Pittsburgh					
at Marquette					
When MU is higher	13-0	11-2	10-1	11-1	6-1
When Opp. is higher	0-2	2-0	3-1	0-1	6-1
When teams are tied	—	—	—	2-0	1-0

## Game-by-Game Comparison

Game	FG-A	Pct.	3P-A	Pct.	FT-A	Pct.	O	D	R	F	A	TO	B	S	Pts.
Hillsdale Coll.	24-54	44.4	7-21	33.3	11-16	68.8	8	20	28	24	13	20	4	5	66
at Marquette	27-65	41.5	2-10	20.0	20-31	64.5	20	26	46	19	14	16	3	12	76
Idaho State	22-47	46.8	10-23	43.5	2-5	40.0	7	26	33	26	12	25	4	7	56
at Marquette	19-65	29.2	5-25	20.0	16-31	51.6	22	19	41	14	10	13	2	12	59
Detroit	17-44	38.6	3-10	30.0	8-16	50.0	11	19	30	20	8	27	5	5	45
at Marquette	32-58	55.2	10-19	52.6	13-17	76.5	9	21	30	19	17	13	8	17	87
Eastern Mich.	20-60	33.3	8-21	38.1	14-20	70.0	15	24	39	22	10	26	7	9	62
at Marquette	32-69	46.4	13-27	48.1	18-27	66.7	17	29	46	18	22	16	11	14	95
Marquette	34-62	54.8	8-26	30.8	11-19	57.9	13	26	39	21	18	19	2	11	87
Texas Tech	24-52	46.2	8-16	50.0	16-26	61.5	8	20	28	21	14	18	0	11	72
Duke	20-53	37.7	5-13	38.5	17-18	94.4	14	22	36	19	9	19	3	5	62
Marquette	27-59	45.8	5-15	33.3	14-22	63.6	14	18	32	18	9	9	2	10	73
Marquette	21-47	44.7	6-22	27.3	17-12	77.3	10	21	31	20	7	16	1	6	65
at Valparaiso	22-47	46.8	12-23	52.2	6-11	54.5	7	18	25	20	16	17	0	6	62
Northwestern State	13-32	39.0	6-15	40.0	15-21	71.4	10	18	28	20	16	19	4	8	67
at Marquette	33-68	48.5	3-15	20.0	14-21	66.7	24	32	56	21	20	23	4	12	83
North Dakota State	25-52	48.1	4-8	50.0	10-15	66.7	12	25	37	18	10	25	5	8	64
at Marquette	24-67	35.8	4-20	20.0	8-14	57.1	18	18	36	17	14	17	5	12	60
Delaware State	16-46	34.8	5-21	23.8	11-15	73.3	14	17	31	16	12	17	2	6	48
at Marquette	23-46	50.0	9-14	64.3	10-19	52.6	11	17	28	14	16	13	2	11	65
Wisconsin	29-57	50.9	3-9	33.3	9-18	50.0	10	30	40	19	17	22	6	7	70
at Marquette	26-66	39.4	3-18	16.7	11-18	61.1	13	21	34	23	8	16	5	9	66
Md.-Balt. Co.	18-46	39.1	3-9	33.3	7-10	70.0	8	22	30	46	7	22	2	3	46
at Marquette	28-62	45.2	6-21	28.6	6-18	33.3	18	20	38	17	13	12	4	12	68
Oakland	16-51	31.4	8-25	32.0	22-27	81.5	12	15	27	28	11	16	2	7	62
at Marquette	29-49	59.2	4-7	57.1	18-31	58.1	9	26	35	19	19	16	3	9	80
Morgan State	19-54	35.2	5-13	38.5	14-19	73.7	17	19	36	15	7	20	2	6	57
at Marquette	29-53	54.7	6-17	35.3	13-16	81.3	6	21	27	16	20	11	4	11	77
Savannah St.	21-62	33.9	4-19	21.1	5-10	50.0	16	15	31	26	15	14	1	9	51
at Marquette	21-42	50.0	5-12	41.7	22-33	66.7	9	28	3.7	17	15	16	8	5	69
Marquette															
at Providence															
Syracuse															
at Marquette															
Marquette															
at Connecticut															
West Virginia															
at Marquette															
Marquette															
at Louisville															
Marquette															
at Pittsburgh															
Seton Hall															
at Marquette															
Marquette															
at USF															
Providence															
at Marquette															
Rutgers															
at Marquette															
Marquette															
at Georgetown															
Marquette															
at DePaul															
Louisville															
at Marquette															
Villanova															
at Marquette															
Marquette															
at Notre Dame															
Pittsburgh															
at Marquette															







8/9 Marquette 65, Valparaiso 62

Game 7 • November 27, 2006
Athletics-Recreation Center • Valparaiso, Ind.

VALPARAISO, Ind. (AP) — Dominic James is making a habit of taking over late in the game for Marquette.

James scored Marquette's final 18 points, including a pair of three-pointers in the final minute — one with 3 seconds left — to allow the Golden Eagles to escape with a 65-62 victory and keep the Crusaders from capturing their biggest victory since Bryce Drew hit the game-winning shot against Mississippi en route to advancing to the round of 16 in the NCAA tournament in 1998.

After Valparaiso's Brandon McPherson tied the game at 59 on a 3-pointer with 21 seconds left, Marquette (7-0) called timeout with 13 seconds left. Marquette coach Tom Crean called two plays, both of which called for James to try to get the shot.

"Pretty much in those situations if we don't want him to take the ball then I should take him out. Because he's going to shoot the ball," Crean said.

Valparaiso (3-2) knew that. It simply couldn't stop him. "We changed defenses again and were trying to get James with two people on him. He hit a deep shot. He earned that shot. What I was hoping he would do is try to make him make a pass and we were ready to gamble if he did that," said Valparaiso coach Homer Drew, father of Bryce Drew.

James then hit the game-winner from the top of the key to finish with 22 points.

"He got a great shot off," Crean said. "I'll never forget it. I had a great line where I was kneeling. He stepped up and made a great play. That's what great players do to become outstanding players. He's moving and he's on his way."



AP Photo

8/9 Marquette 65, Valparaiso 62

Statistical table for the Marquette vs Valparaiso game. Columns include Player, FG, 3P, FT, O-D-REB, PF, TP, A, TO, B, S, MIN. Totals: Marquette 65, Valparaiso 62.

Officials: Bob Donato, Ray Berone, Jim Burr
Attendance: 5,036

Score by Periods table showing 1st, 2nd, and Total scores for Marquette and Valparaiso.

8/9 Marquette 83, Northwestern State 67

Game 8 • December 1, 2006
Pepsi Blue & Gold Classic • Bradley Center • Milwaukee

MILWAUKEE (AP) — Ousmane Barro had a career-high 21 points and tied a personal best with 13 rebounds to help No. 8 Marquette to an 83-67 victory over Northwestern State in the Blue & Gold Classic on Friday night.

"His confidence is growing, he loves to study (the game) and there's rarely a time he's not the first one in the gym," Marquette coach Tom Crean said. "He sees himself as a producer, not just as a player."

Barro shot 10-for-13 from the floor and was strong in the post as Marquette outscored Northwestern State in the paint 54 to 18.

"When Ousmane plays that way, his energy goes throughout the whole team," Dominic James said. "Having that threat down low, that's just going to open it up for us guards."

The Golden Eagles also had 33 fast-break points to the Demons' 17.

"We've been getting him (Barro) the ball in positions where he can do something with it," Wes Matthews said. "He's playing with a little chip on his shoulder."

James scored 13 of his 19 points in the second half and Matthews finished with 14 points and eight rebounds for Marquette (8-0), which will play North Dakota State in the championship game of the four-team tournament Saturday.

James had six assists and Barro also blocked three shots and had one steal.

Marquette held a 56-28 advantage on the boards and limited the Demons to 10 on the offensive end.



8/9 Marquette 83, Northwestern State 67

Statistical table for the Marquette vs Northwestern State game. Columns include Player, FG, 3P, FT, O-D-REB, PF, TP, A, TO, B, S, MIN. Totals: Marquette 83, Northwestern State 67.

Officials: Reggie Greenwood, Gary Prager, Pat Driscoll
Attendance: 13,019

Score by Periods table showing 1st, 2nd, and Total scores for Northwestern State and Marquette.

North Dakota State 64, 8/9 Marquette 60

Game 9 • December 2, 2006
Pepsi Blue & Gold Classic • Bradley Center • Milwaukee

MILWAUKEE (AP) — Andre Smith scored 26 points to lead North Dakota State to a 64-60 victory over No. 8 Marquette in the championship of the Blue and Gold Classic on Saturday night.

Smith, who had 18 points in the second half, shot 11-for-18 from the field and had six rebounds, three assists and three steals.

Mike Nelson, the tournament's most valuable player, added 19 points for the Bison (5-2), who shot 51.9 percent (14-27) in the second half.

Jerel McNeal had 16 points and seven steals for the Golden Eagles (8-1), who were upset 71-64 by Winthrop in last year's championship game, snapping their 13-0 run in Blue and Gold Classic play under coach Tom Crean.

"All in all, we got beat by the better team tonight, no doubt," said Crean, whose team never led after a 3-2 advantage. "They beat us fair and square in every facet of the game."

The Bison (5-2), who moved to Division I in 2004-05, won their fourth straight game by making 6-of-8 from the free-throw line in the final 44 seconds.

Dan Fitzgerald made a 3-pointer to cut the North Dakota State lead to 60-57 with 32.6 seconds left, but Marquette couldn't get any closer. Smith made two free throws to increase the lead to five with 30 seconds left.

Marquette missed consecutive 3-pointers before Brett Winkelman made two foul shots for a 64-57 lead with 9 seconds left. The Golden Eagles forced 25 turnovers but shot just 35.8 percent. They also committed 17 turnovers.



AP Photo

North Dakota State 64, 8/9 Marquette 60

Statistical table for the North Dakota State vs Marquette game. Columns include Player, FG, 3P, FT, O-D-REB, PF, TP, A, TO, B, S, MIN. Totals: North Dakota State 64, Marquette 60.

Officials: Jeff Clark, Michael Stephens, John Gaffney
Attendance: 15,348

Score by Periods table showing 1st, 2nd, and Total scores for North Dakota State and Marquette.



17/20 Marquette 65, Delaware State 48

Game 10 • December 5, 2006

Bradley Center • Milwaukee

MILWAUKEE (AP) — With a big game against an in-state rival coming up, Marquette coach Tom Crean wanted to see his team bounce back strong from a loss to an unranked team.

He got it, but he had to wait until well into the second half. Jerel McNeal scored 16 points to help the No. 17 Golden Eagles beat Delaware State 65-48 on Tuesday night.

Crean said the Hornets' disciplined style — maintained despite a meat-grinder schedule that has them on the road for the better part of two months — provided a good test for his team.

"Obviously, for money purposes, they play a lot of guarantee games," Crean said. "But they've played some outstanding games and we felt this was a really good win."

Four Marquette starters scored in double digits as the Golden Eagles bounced back from their loss to unranked North Dakota State at home on Saturday, but it wasn't easy. Delaware State hung close well into the second half as Marquette struggled to score.

"You can't really look ahead playing against anybody," McNeal said. "You can't underestimate anybody. We learned that on Saturday."

It was the 150th career victory for Crean, in his eighth season at Marquette. The Golden Eagles face No. 11 Wisconsin in Milwaukee on Saturday.

"We got a lot of contributions from a lot of different people," Crean said. "And certainly, there's always room to improve."



AP Photo

17/20 Marquette 65, Delaware State 48

Delaware State	FG	3P	FT	O-D-REB	PF	TP	A	TO	B	S	MIN
Fleetwood f	0-2	0-0	0-0	0-0	2	0	0	1	0	0	9
Roundtree f	1-2	0-0	0-0	1-2	1	2	1	1	0	2	33
Bright f	7-16	2-8	0-2	2-5	2	16	1	0	1	0	38
Shiine g	4-9	1-3	3-4	0-2	0	12	6	3	0	1	34
Bluntt g	2-11	2-7	6-7	5-2	2	12	3	2	0	2	29
Bush g	2-4	0-0	0-0	2-3	4	4	0	2	1	1	22
Mosley g	0-1	0-0	0-0	0-0	1	0	0	1	0	0	14
D'Agostino g	0-0	0-0	0-0	0-0	0	0	0	0	0	0	1
Bell g	0-1	0-1	0-0	1-1	1	0	1	1	0	0	5
Neal g	0-0	0-0	2-2	1-0	0	2	0	1	0	0	10
Pejchar g	0-0	0-0	0-0	0-0	2	0	0	1	0	0	2
Beverly Team	0-0	0-0	0-0	1-1	1	0	0	1	0	0	3
Totals	16-46	5-21	11-15	14-17	16	48	12	17	2	6	200
	34.8	23.8	73.3	31							

Marquette	FG	3P	FT	O-D-REB	PF	TP	A	TO	B	S	MIN
Fitzgerald f	5-7	3-5	0-0	3-4	2	13	1	1	0	0	26
Barro f	2-4	0-0	1-2	0-0	2	5	1	1	0	1	20
James g	5-7	2-2	1-4	0-1	2	13	4	1	0	33	
McNeal g	5-11	1-2	5-6	1-2	2	16	4	3	0	4	34
Matthews g	5-11	2-4	3-5	1-3	1	15	5	1	0	3	30
Cubillan f	1-2	1-1	0-0	0-0	0	3	4	0	2	19	
Burke g	0-0	0-0	0-2	0-2	2	0	0	0	0	8	
Blackledge g	0-1	0-0	0-0	1-0	0	0	0	0	0	4	
Hayward g	0-1	0-0	0-0	1-1	3	0	0	2	0	12	
Lott g	0-2	0-0	0-0	1-1	2	0	0	0	1	14	
Team				3-6							1
Totals	23-46	9-14	10-19	11-17	14	65	16	13	2	11	200
	50.0	64.3	52.6	28							

Officials: Brian Kersey, J.D. Collins, William Bush  
Attendance: 13,056

Score by Periods	1st	2nd	Total
Delaware State	24	24	48
Marquette	32	33	65

11/12 Wisconsin 70, 17/20 Marquette 66

Game 11 • December 9, 2006

Bradley Center • Milwaukee

MILWAUKEE (AP) — Alando Tucker scored a season-high 28 points, helping No. 11 Wisconsin stave off a late rally to beat No. 17 Marquette 70-66 on Saturday.

It was Tucker's fifth and — barring an NCAA tournament matchup — final game against Marquette, and he made it count.

"He was on," Golden Eagles guard Wesley Matthews said. "He was feeling it, and he had his way."

It seemed like every time Marquette tried to make a run, Wisconsin turned to Tucker.

The Badgers led by 10 points with 3:55 remaining, but Jerel McNeal cut the lead to four with a steal and slam dunk. Tucker answered with a baseline move for a layup that put Wisconsin ahead 64-58 with 1:21 remaining.

Tucker, a fifth-year senior who played against Marquette before taking a medical redshirt in 2003-04, said he wanted to stay aggressive instead of trying to hold the ball and run out the clock.

"I was attacking the basket and was able to find some openings and finish," Tucker said.

The Badgers then fouled Dominic James on a 3-point attempt, but the Golden Eagles star guard hit only one free throw. Tucker made a driving layup on the other end to put Wisconsin ahead 66-59 with 57 seconds remaining.

"That's what we want to do, keep feeding the hot hand," Badgers guard Kamron Taylor said. "Tucker was hot, and he carried us."

McNeal made a layup with 51 seconds left, but Michael Flowers of the Badgers hit two free throws.



AP Photo

11/12 Wisconsin 70, 17/20 Marquette 66

Wisconsin	FG	3P	FT	O-D-REB	PF	TP	A	TO	B	S	MIN
Chappell f	2-5	0-0	0-0	2-0	2	4	0	3	0	0	11
Tucker f	13-22	0-2	2-3	0-5	1	28	2	4	0	0	36
Butch c	1-4	0-1	0-0	1-2	2	2	0	3	0	0	14
Flowers g	1-4	1-2	2-5	2-4	4	5	3	1	0	0	29
Taylor g	5-8	2-3	1-3	0-3	2	13	4	1	0	1	35
Landry g	5-8	0-1	1-2	1-3	3	11	2	1	4	1	20
Hughes g	0-2	0-0	2-2	0-5	2	2	2	3	0	3	18
Stiemsma g	0-0	0-0	0-0	0-1	2	0	1	2	2	0	6
Gullickson g	0-0	0-0	0-0	0-0	1	0	0	1	0	0	1
Krabbenhoft Team	2-4	0-0	1-3	2-5	1	5	3	2	0	2	30
Totals	29-57	3-9	9-18	10-30	19	70	17	22	6	7	200
	50.9	33.3	50.0	40							

Marquette	FG	3P	FT	O-D-REB	PF	TP	A	TO	B	S	MIN
Fitzgerald f	1-3	0-1	0-0	0-2	2	2	1	1	0	0	21
Barro f	2-4	0-0	1-2	1-3	4	5	0	4	0	0	20
James g	7-19	2-7	3-6	1-3	2	19	1	2	0	2	37
McNeal g	6-11	0-1	4-6	2-3	5	16	4	4	2	1	32
Matthews g	3-11	0-3	3-3	1-3	5	9	1	3	0	3	34
Cubillan f	1-5	1-2	0-0	1-1	1	3	1	0	0	1	18
Burke g	0-0	0-0	0-0	0-0	0	0	0	0	0	1	7
Hayward g	5-12	0-4	0-0	5-8	2	10	0	1	0	1	21
Lott f	1-1	0-0	0-1	1-1	2	2	0	1	3	0	10
Team				1-2							10
Totals	26-66	3-18	11-18	13-21	23	66	8	16	5	9	201
	39.4	16.7	61.1	34							

Officials: Tim Higgins, Ted Hillary, Ed Hightower  
Attendance: 19,020

Score by Periods	1st	2nd	Total
Wisconsin	28	42	70
Marquette	25	41	66

20/22 Marquette 68, Md.-Baltimore Co. 46

Game 12 • December 16, 2006

Bradley Center • Milwaukee

MILWAUKEE (AP) — Marquette coach Tom Crean thinks his Golden Eagles are on the verge of playing some great basketball.

"The first half was one of our best defensive efforts of the entire year. I think our offense has continued to improve," Crean said Saturday after No. 20 Marquette beat Md.-Baltimore County 68-46. "I think we're on the cusp of playing really good basketball."

The Golden Eagles (10-2) dominated the Retrievers (4-7) one week after a bitter 70-66 loss to their in-state rival, No. 7 Wisconsin.

Dominic James, who led Marquette with 17 points and six assists, said the win was a team victory.

"We just got back to basics. We have to play together and have to be unselfish," the sophomore guard said.

Jerel McNeal had 15 points and Lazar Hayward added 13 for the Golden Eagles, who came out hard in an effort to wipe away the loss to Wisconsin.

"First half, they came out fired up," Maryland-Baltimore County coach Randy Monroe said. "They made a big run and we didn't know how to respond."

Thomas Young scored 17 points and Chris Pugh added 15 for the Retrievers, who lost their second straight game and fourth in their last five. They dropped to 0-13 all-time against BIG EAST opponents.

James scored 12 points and McNeal had 10 as the Golden Eagles took a 36-14 halftime lead. The Retrievers were unable to make a dent in that deficit over the final 20 minutes and never got closer than 48-37 on a three-pointer by Pugh.



AP Photo

20/22 Marquette 68, Md.-Baltimore County 46

UMBC	FG	3P	FT	O-D-REB	PF	TP	A	TO	B	S	MIN
Seaborn f	1-4	0-0	0-0	0-1	1	2	2	4	0	0	19
Fry f	2-4	0-0	2-3	2-5	3	6	1	4	2	1	40
Housman c	1-7	0-0	0-0	3-8	5	2	1	3	0	1	34
Pugh g	6-13	1-4	2-2	0-2	3	15	0	5	0	0	40
Young g	6-13	2-4	3-5	1-2	3	17	2	5	0	1	35
Spadafora Team	2-5	0-1	0-0	0-6	3	4	1	1	0	0	32
Totals	18-46	3-9	7-10	8-22	18	46	7	22	2	3	200
	39.1	33.3	70.0	30							

Marquette	FG	3P	FT	O-D-REB	PF	TP	A	TO	B	S	MIN
Fitzgerald f	3-4	2-3	0-1	1-5	6	8	1	1	0	4	18
Barro f	1-5	0-0	2-2	2-4	2	4	0	1	0	1	15
James g	8-16	0-6	1-1	0-2	2	17	6	3	0	4	36
McNeal g	5-11	3-5	2-3	2-3	4	15	2	1	0	0	25
Matthews g	2-4	0-1	0-2	2-4	0	4	1	1	0	0	28
Cubillan f	1-5	1-5	0-2	0-1	0	3	2	0	0	1	19
Burke g	0-3	0-0	0-2	1-3	1	0	0	1	2	0	17
Blackledge g	2-2	0-0	0-0	2-0	2	4	1	1	1	0	12
Hayward g	6-11	0-1	1-4	6-7	2	13	0	3	1	1	16
Brice g	0-0	0-0	0-0	0-0	0	0	0	0	0	0	0+
Kuphall g	0-0	0-0	0-0	0-0	0	0	0	0	0	0	2
Lott g	0-1	0-0	0-1	2-4	1	0	0	0	0	1	12
Totals	28-62	6-21	6-18	18-20	17	68	13	12	4	12	200
	45.2	28.6	33.3	38							

Officials: Michael Stephens, Fran Connolly, Wally Rutecki  
Attendance: 12,876

Score by Periods	1st	2nd	Total
Md.-Baltimore County	14	32	46
Marquette	36	32	68

19/21 Marquette 80, Oakland 62

Game 13 • December 19, 2006  
Bradley Center • Milwaukee

MILWAUKEE (AP) — Dominic James had 20 points and nine assists to lead No. 19 Marquette to an 80-62 victory over Oakland on Tuesday night.

Jerel McNeal added 17 points, six steals, five rebounds and four assists for the Golden Eagles (11-2), who had 27 fast-break points to none for Oakland, and shot a season-best 59.2 percent from the field.

Erik Kangas had 16 points for Oakland (6-8), which shot 31.4 percent and had just six field goals in the second half.

Even James said he was surprised at the fast-break differential.

"I have never seen a deficit like that," he said. "That is one thing we pride ourselves on, getting deflections, getting into the open court and utilizing our speed. That's what we did."

Oakland started strong and led by as many as nine points in the first half, but Marquette held the Golden Grizzlies without a field goal for more than nine minutes during a 16-1 run that was capped by a buzzer-beater by James for a 40-36 halftime lead.

Oakland tied it at 40 less than a minute into the second half, and Marquette dominated from there. The Golden Eagles used a 17-3 run over the next seven minutes to put the game away.

The Golden Grizzlies had just three field goals in a span of 18 1/2 minutes over the first and second halves.

"It started on the defensive end," James said. "I have said this time and time before. We get into our flow on the offensive end when we start picking up our intensity on the 'D.'"



19/21 Marquette 80, Oakland 62

Oakland	FG	3P	FT	O-D-REB	PF	TP	A	TO	B	S	MIN
Nelson f	1-5	1-3	8-8	1-4-5	5	11	5	5	0	1	28
Severovas f	1-3	0-0	8-10	3-1-4	5	10	0	2	0	1	19
Hopes c	2-6	0-0	4-7	2-1-3	5	8	2	2	0	0	23
Jones g	3-11	1-3	0-0	2-3-5	2	7	3	1	0	0	37
Kangas g	6-15	4-11	0-0	0-1-1	4	16	0	2	0	3	32
Bieszki g	0-0	0-0	0-0	0-0-0	0	0	0	0	0	0	1
MacKenzie g	0-1	0-1	0-0	0-1-1	0	0	0	1	0	0	2
Cassie g	3-9	2-7	0-0	0-1-1	0	8	0	2	0	2	17
Billings g	0-0	0-0	2-2	0-0-0	2	2	0	0	0	0	5
Lawal g	0-0	0-0	0-0	2-1-3	3	0	0	0	2	0	9
McCloskey g	0-1	0-0	0-0	1-2-3	4	0	1	0	0	0	27
Team				1-0-1							
Totals	16-51	8-25	22-27	12-15	28	62	11	16	2	7	200
	31.4	32.0	81.5	27							

Marquette	FG	3P	FT	O-D-REB	PF	TP	A	TO	B	S	MIN
Barro f	5-7	0-0	1-4	1-6-7	2	11	1	0	1	0	27
Lott f	1-2	0-0	0-2	0-2-2	2	2	0	0	1	0	12
James g	8-14	1-2	3-5	2-4-6	2	20	9	6	0	1	31
McNeal g	6-9	0-0	5-7	2-3-5	2	17	4	2	0	6	29
Matthews g	4-7	0-1	2-4	2-2-4	3	10	2	2	0	1	35
Fitzgerald g	1-2	1-2	1-1	0-4-4	1	4	0	2	0	1	17
Cubillian g	2-3	2-2	2-2	0-2-2	2	8	2	3	1	0	25
Burke g	0-1	0-0	0-0	0-0-0	2	0	0	1	0	0	5
Blackledge g	0-0	0-0	2-2	0-0-0	2	1	0	0	0	0	3
Hayward g	2-4	0-0	2-4	1-1-2	3	6	0	0	0	0	14
Brice g	0-0	0-0	0-0	0-0-0	0	0	0	0	0	0	1
Kuphall g	0-0	0-0	0-0	0-0-0	0	0	0	0	0	0	1
Team				1-2-3							
Totals	29-49	4-7	18-31	9-26	19	80	19	16	3	9	200
	59.2	57.1	58.1	35							

Officials: Curtis Shaw, Ron Tyburski, Mike Roberts  
Attendance: 12,605

Score by Periods	1st	2nd	Total
Oakland	36	26	62
Marquette	40	40	80

19/21 Marquette 77, Morgan State 57

Game 14 • December 22, 2006  
Bradley Center • Milwaukee

MILWAUKEE (AP) — Jerel McNeal scored 15 of his career-high 25 points in the decisive first half to lead No. 19 Marquette to a 77-57 victory over Morgan State on Friday night.

The sophomore guard went 8-of-15 from the field and a personal best 7-of-8 from the free throw line.

He matched his career high with seven assists for Marquette (12-2), which never trailed. McNeal went to the bench with 3 minutes to play and Marquette leading 73-53.

Dan Fitzgerald added 11 points for the Golden Eagles.

Reggie Holmes had three 3-pointers and scored 13 points and Ronald Timus and Jamar Smith each had 12 points for the Bears (2-8), who dropped to 0-5 on the road this season, losing by an average margin of 17.4 points.

McNeal's previous career high was 19 points which he reached three times, the last against Texas Tech on Nov. 20.

McNeal had a basket, an assist and a steal as Marquette opened the game with a 10-0 run. Morgan State missed its first seven shots before Boubacar Coly scored to end the Golden Eagles' run.

Marquette scored 14 points off 13 turnovers in the first half. The Bears were unable to handle Marquette's pressure in the second half as well and that led to 14 more points.

McNeal hit a floating jump shot, a 3-pointer and then stole the ball and laid it in for a 34-17 lead with 6:00 left in the half.

Smith's basket capped a 7-2 run that pulled Morgan State within eight points, but Marquette answered with a 15-3 run that pushed the lead to 65-45 with just under 10 minutes left.



19/21 Marquette 77, Morgan State 57

Morgan State	FG	3P	FT	O-D-REB	PF	TP	A	TO	B	S	MIN
Timus f	3-8	0-0	6-8	1-2-3	0	12	0	3	0	1	38
Coly f	2-7	0-0	2-4	3-2-5	3	6	0	6	0	2	29
Green g	2-5	1-1	1-1	1-0-1	2	6	4	2	0	1	25
McClean g	0-2	0-1	0-0	1-3-4	3	0	1	3	0	0	15
Smith g	4-12	1-3	3-4	6-2-8	1	12	0	1	0	0	26
Branch g	0-0	0-0	0-0	0-0-0	0	0	0	0	0	0	1
Holmes g	4-13	3-7	2-2	0-3-3	3	13	0	1	0	0	23
Barnes g	1-3	0-1	0-0	0-2-2	1	2	2	2	0	2	22
Aujla g	0-0	0-0	0-0	0-0-0	0	0	0	0	0	0	1
Berkley g	2-2	0-0	0-0	1-1-2	0	4	0	1	0	0	6
Hightower g	0-0	0-0	0-0	0-0-0	0	0	0	0	0	0	1
Gilroy g	0-0	0-0	0-0	0-0-0	0	0	0	0	0	0	1
Moore g	1-2	0-0	0-0	1-1-2	2	2	0	1	2	0	12
Team				3-3-6							
Totals	19-54	5-13	14-19	17-19	15	57	7	20	2	6	200
	35.2	38.5	73.7	36							

Marquette	FG	3P	FT	O-D-REB	PF	TP	A	TO	B	S	MIN
Fitzgerald f	4-5	3-4	0-0	0-2-2	2	11	0	0	0	0	21
Barro f	4-4	0-0	0-0	1-2-3	1	8	0	1	3	0	20
James g	6-6	1-2	2-2	0-0-0	1	7	3	6	0	2	31
McNeal g	8-15	2-5	7-8	0-3-3	4	25	7	3	0	4	31
Matthews g	3-6	0-2	2-2	0-6-6	3	8	6	0	0	0	24
Cubillian g	1-2	0-1	0-0	0-0-0	0	2	1	0	0	1	15
Burke g	0-0	0-0	0-0	0-1-1	1	0	0	0	0	0	6
Blackledge g	3-6	0-2	0-0	1-1-3	1	6	2	0	1	2	20
Hayward g	3-7	0-1	2-2	1-5-6	1	8	0	1	0	1	20
Lott f	1-2	0-0	0-0	0-1-1	2	2	1	0	0	1	12
Team				2-0-2							
Totals	29-53	6-17	13-16	6-21	16	77	20	11	4	11	200
	54.7	35.3	81.3	27							

Officials: Mike Kitts, Bernard Clinton, Frank Scagiotta  
Attendance: 13,207

Score by Periods	1st	2nd	Total
Morgan State	28	29	57
Marquette	39	38	77

18/22 Marquette 69, Savannah State 51

Game 15 • December 30, 2006  
Bradley Center • Milwaukee

MILWAUKEE (AP) — Dominic James and Wesley Matthews each scored 22 points to lead No. 18 Marquette (13-2) to a 69-51 win over Savannah State, which tied its second-best start since 1992-93.

Matthews, who established a career high in points, had 12 in the first half, but the Golden Eagles couldn't pull away from the Tigers (6-12), who played without Javon Randolph, their injured leading scorer who is out with a knee injury.

"The way we played in the first half won't suffice for what we need to do," Matthews said. "We have to be able to put together two halves of Marquette basketball."

Marquette, which handed Savannah State its 12th loss in its last 13 games, broke open a close game at the start of the second half. James scored eight points in a 19-6 run as Marquette opened a 51-37 lead.

"Early on they were clogging the paint," said James, who had 15 points in the second half. "I was just trying to penetrate and make plays."

The Tigers made just two of 13 shots from the field during the run and never got closer than 11 points the rest of the game. The Tigers finished at 39.4 percent from the field.

"We scored some points," Savannah State coach Horace Broadnax said. "We get that resistance at 45 points."

Meanwhile, Marquette shot 50 percent, including 58.3 percent in the second half (14-of-24).

Matthews added a season-high nine rebounds and James had six assists for the Golden Eagles, who open their Big East Conference schedule Thursday at Providence.



18/22 Marquette 69, Savannah State 51

Savannah State	FG	3P	FT	O-D-REB	PF	TP	A	TO	B	S	MIN
Obiajunwa f	5-15	0-2	1-3	3-5-8	4	11	3	2	0	0	31
Linton f	0-0	0-0	0-0	0-0-0	3	0	1	0	0	0	25
Flegler g	6-13	3-9	0-0	0-1-1	2	15	2	3	0	1	27
Hardy g	2-8	0-2	2-2	0-2-2	1	6	3	1	0	1	29
Coleman g	2-7	0-1	2-4	4-3-7	2	6	2	2	1	0	22
Edwards g	1-1	1-1	0-0	0-2-2	2	3	1	3	0	1	13
Shuler g	1-7	0-0	0-0	1-0-1	2	2	1	0	0	4	18
Robinson g	0-2	0-1	0-0	3-0-3	2	0	0	0	0	0	3
Bennett g	0-3	0-2	0-0	0-0-0	2	0	2	0	0	1	8
Stowers g	1-2	0-0	0-0	1-0-1	2	2	0	2	0	0	9
Bohley g	3-4	0-0	0-1	1-2-3	3	6	0	1	0	1	15
Team				3-0-3							
Totals	21-62	4-19	5-10	16-15	26	51	15	14	1	9	200
	33.9	21.1	50.0	31							

Marquette	FG	3P	FT	O-D-REB	PF	TP	A	TO	B	S	MIN
Fitzgerald f	2-4	1-3	2-2	1-4-5	0	7	1	2	1	1	22
Barro f	4-7	0-0	0-1	0-6-6	2	8	0	0	3	0	27
James g	6-11	2-5	8-11	0-1-1	2	22	6	0	3	2	35
McNeal g	1-9	0-1	4-4	1-2-3	3	6	5	6	1	1	27
Matthews g	7-8	2-2	6-10	3-6-9	2	22	0	2	0	2	29
Cubillian g	0-0	0-0	0-0	0-0-0	2	0	2	0	0	0	10
Burke g	0-0	0-0	0-0	0-0-0	0	0	0	0	0	0	6
Blackledge g	0-0	0-0	0-0	0-3-3	0	0	0	0	0	0	10
Hayward g	0-2	0-1	2-4	1-2-3							

## 2006-07 Season Superlatives

### Marquette Highs

Points	95	vs Eastern Michigan (Nov. 18)
FG Made	34	vs Texas Tech (Nov. 20)
FG Attempts	69	vs Eastern Michigan (Nov. 18)
FG Percentage	59.2	29-49 vs Oakland (Dec. 19)
3FG Made	13	vs Eastern Michigan (Nov. 18)
3FG Attempts	27	vs Eastern Michigan (Nov. 18)
3FG Percentage	64.3	9-14 vs Delaware State (Dec. 5)
FT Made	22	vs Savannah State (Dec. 30)
FT Attempts	33	vs Savannah State (Dec. 30)
FT Percentage	81.3	13-16 vs Morgan State (Dec. 22)
Rebounds	53	vs Northwestern State (Dec. 1)
Assists	22	vs Eastern Michigan (Nov. 18)
Steals	17	vs Detroit (Nov. 14)
Blocks	11	vs Eastern Michigan (Nov. 18)
Turnovers	23	vs Northwestern State (Dec. 1)
Fouls	23	vs Wisconsin (Dec. 9)

### Marquette Lows

Points	59	vs Idaho State (Nov. 13)
FG Made	19	vs Idaho State (Nov. 13)
FG Attempts	42	vs Savannah State (Dec. 30)
FG Percentage	29.2	19-65 vs Idaho State (Nov. 13)
3FG Made	2	vs Hillsdale Coll. (Nov. 10)
3FG Attempts	7	vs Oakland (Dec. 19)
3FG Percentage	16.7	3-18 vs Wisconsin (Dec. 9)
FT Made	6	vs Md.-Baltimore County (Dec. 16)
FT Attempts	14	vs North Dakota State (Dec. 2)
FT Percentage	33.3	6-18 vs Md.-Baltimore County (Dec. 16)
Rebounds	27	vs Morgan State (Dec. 22)
Assists	7	at Valparaiso (Nov. 27)
Steals	5	vs Savannah State (Dec. 30)
Blocks	1	at Valparaiso (Nov. 27)
Turnovers	9	vs Duke (Nov. 21)
Fouls	14	Twice

### Opponent Highs

Points	72	vs Texas Tech (Nov. 20)
FG Made	29	vs Wisconsin (Dec. 9)
FG Attempts	62	vs Savannah State (Dec. 30)
FG Percentage	50.9	29-57 vs Wisconsin (Dec. 9)
3FG Made	12	at Valparaiso (Nov. 27)
3FG Attempts	27	vs Oakland (Dec. 19)
3FG Percentage	52.2	12-23 at Valparaiso (Nov. 27)
FT Made	22	vs Oakland (Dec. 19)
FT Attempts	26	vs Texas Tech (Nov. 20)
FT Percentage	94.4	17-18 vs Duke (Nov. 21)
Rebounds	40	vs Wisconsin (Dec. 9)
Assists	17	vs Wisconsin (Dec. 9)
Steals	11	vs Texas Tech (Nov. 20)
Blocks	4	Twice
Turnovers	25	vs Idaho State (Nov. 13)
Fouls	28	vs Oakland (Dec. 19)

### Opponent Lows

Points	45	vs Detroit (Nov. 14)
FG Made	16	Twice
FG Attempts	44	vs Detroit (Nov. 14)
FG Percentage	31.4	16-51 vs Oakland (Dec. 19)
3FG Made	3	Three times
3FG Attempts	8	vs North Dakota State (Dec. 2)
3FG Percentage	21.1	4-19 vs Savannah State (Dec. 30)
FT Made	2	vs Idaho State (Nov. 13)
FT Attempts	5	vs Idaho State (Nov. 13)
FT Percentage	40.0	2-5 vs Idaho State (Nov. 13)
Rebounds	25	at Valparaiso (Nov. 27)
Assists	7	Twice
Steals	3	vs Md.-Baltimore County (Dec. 16)
Blocks	0	Twice
Turnovers	14	vs Savannah State (Dec. 30)
Fouls	16	vs Delaware State (Dec. 5)

### Marquette — Individual Game Highs

Points	25	Jerel McNeal vs Morgan State (Dec. 22)
	25	Dominic James vs Duke (Nov. 21)
FG Made	10	Ousmane Barro vs Northwestern State (Dec. 1)
	9	Dominic James vs Duke (Nov. 21)
FG Attempts	22	Jerel McNeal vs Hillsdale Coll. (Nov. 10)
	19	Dominic James vs Wisconsin (Dec. 9)
FG Percentage	87.5 (7-8)	Wesley Matthews vs Savannah State (Dec. 30)
	76.9 (10-13)	Ousmane Barro vs Northwestern State (Dec. 1)
3FG Made	3	Nine times
3FG Attempts	9	Dominic James at Valparaiso (Nov. 27)
	8	Dominic James vs Idaho State (Nov. 13)
3FG Percentage	100.0 (2-2)	Twice
FT Made	11	Dominic James at Valparaiso (Nov. 27)
	8	Dominic James vs Savannah State (Dec. 30)
FT Attempts	13	Dominic James at Valparaiso (Nov. 27)
	11	Dominic James vs Savannah State (Dec. 30)
FT Percentage	100.0 (4-4)	Jerel McNeal vs Savannah State (Dec. 30)
	100.0 (4-4)	Ousmane Barro vs Detroit (Nov. 14)
Rebounds	13	Ousmane Barro vs Northwestern State (Dec. 1)
	13	Ousmane Barro at Valparaiso (Nov. 27)
Assists	9	Dominic James vs Oakland (Dec. 19)
	7	Four times
Steals	7	Jerel McNeal vs North Dakota State (Dec. 2)
	6	Jerel McNeal, three times
Blocks	3	Six times
Turnovers	6	Three times

### Opponent — Individual Game Highs

Points	28	Alando Tucker vs Wisconsin (Dec. 9)
	26	Andre Smith vs North Dakota State (Dec. 2)
FG Made	13	Alando Tucker vs Wisconsin (Dec. 9)
	11	Andre Smith vs North Dakota State (Dec. 2)
FG Attempts	18	Andre Smith vs North Dakota State (Dec. 2)
	16	Twice
FG Percentage	61.1 (11-18)	Andre Smith vs North Dakota State (Dec. 2)
	62.5 (5-8)	Twice
3FG Made	4	Five times
3FG Attempts	11	Erik Kangas vs Oakland (Dec. 19)
	9	Twice
3FG Percentage	100.0 (2-2)	Jon Plefka vs Texas Tech (Nov. 20)
	100.0 (2-2)	Logan Kinghorn vs Idaho State (Nov. 13)
FT Made	8	Vova Severovas vs Oakland (Dec. 19)
	8	Derick Nelson vs Oakland (Dec. 19)
FT Attempts	10	Vova Severovas vs Oakland (Dec. 19)
	9	Brandon Cotton vs Detroit (Nov. 14)
FT Percentage	100.0 (8-8)	Derick Nelson vs Oakland (Dec. 19)
	100.0 (6-6)	Trey Gilder vs Northwestern State (Dec. 1)
Rebounds	10	Brett Winkelman vs North Dakota State (Dec. 2)
	8	Four times
Assists	9	Brandon McPherson at Valparaiso (Nov. 27)
	6	Kennan Jones vs Northwestern State (Dec. 1)
Steals	4	Three times
Blocks	6	Kyle Dodd vs Eastern Michigan (Nov. 18)
	4	Marcus Landry vs Wisconsin (Dec. 9)
Turnovers	8	Carlos Medlock vs Eastern Michigan (Nov. 18)
	7	Twice

## MU in the BIG EAST Statistics

	All Games	BIG EAST Games
Scoring Offense	74.0 10th	— —
Scoring Defense	59.3 4th	— —
Scoring Margin	+14.7 5th	— —
FT Pct.	62.2 16th	— —
FG Pct.	46.1 11th	— —
FG Pct. Def.	40.3 11th	— —
3FG Pct.	32.2 13th	— —
3FG Pct. Def.	37.0 14th	— —
Rebounding	36.9 8th	— —
Rebounds Allowed	31.8 7th	— —
Rebound Margin	+5.1 8th	— —
Blocked Shots	4.27 8th	— —
Assists	14.80 11th	— —
Steals	10.87 3rd	— —
Turnover Margin	+5.40 3rd	— —
Ast/TO Ratio	0.98 13th	— —
Off. Rebounds	14.00 3rd	— —
Def. Rebounds	22.87 12th	— —
3FG Made	5.93 12th	— —
Attendance	13,622 3rd	— —

## Individuals in the BIG EAST Statistics (All Games)

David Cubillan	3Pt. Pct.	48.7	5th
Ousmane Barro	Field Goal Pct.	60.5	6th
	Blocks	1.33	14th
Dan Fitzgerald	3Pt. Pct.	43.9	14th
Dominic James	Scoring	17.0	5th
	Steals	2.13	8th
	Assists	4.47	13th
Jerel McNeal	Steals	3.40	2nd
	Scoring	14.5	18th

## MU in the NCAA Statistics Top 50

Steals	10.9	8th
Scoring Defense	59.3	34th
Scoring Margin	14.7	35th

## Individuals in the NCAA Statistics

Jerel McNeal	Steals	3.4	4th
Dominic James	Steals	2.1	63rd
	Scoring	17.0	99th

BIG EAST Statistics as of Jan. 2

NCAA Statistics as of Jan. 1



## Scouting Providence

Both Marquette and Providence will be playing their first BIG EAST games of the season when they meet on Thursday, January 4. The two teams met in the final game of the regular season last year, with Marquette an 88-78 winner.

The Friars played their last non-conference test two nights before meeting the Golden Eagles. Providence defeated Longwood 107-69 on Tuesday. The Friars were led by Herbert Hill who had 17 points and 13 rebounds.

Prior to Longwood, Providence lost a 92-62 decision to Florida State in Tampa. That 30-point loss put a damper on a solid 9-2 start. In the loss to Florida State, the Friars were without leading scorer Sharaud Curry, who was suspended for violating team rules.

Curry scores at a 17.3 points per game average. His best outing of the season was a 27-point effort against George Washington. Despite being the team's leading scorer, Curry has led the team in scoring only three times this season. Curry also didn't play against Longwood.

Sophomore Geoff McDermott is a monster on the glass, averaging 10.3 boards per game, the seventh best total in the nation. He grabbed 16 of Providence's 49 rebounds against Marquette last season.

Hill leads the nation in scoring accuracy. He is shooting 73.1 percent from the floor this season.



### Providence Schedule

Nov. 14	Fairleigh Dickinson	W 96-71
Nov. 18	Brown	L 51-41
Nov. 22	Boston Coll.	W 73-64
Nov. 26	George Washington	W 86-67
Nov. 28	Columbia	W 81-55
Dec. 2	Rhode Island	W 95-66
Dec. 4	Fairfield	W 67-50
Dec. 6	at Florida	L 85-67
Dec. 9	Maine	W 94-79
Dec. 19	Holy Cross	W 77-68
Dec. 22	Harvard	W 101-92
Dec. 29	at Florida State	L 92-62
Jan. 2	Longwood	W, 107-69
Jan. 4	Marquette	7:30 p.m.
Jan. 6	Seton Hall	8:00 p.m.
Jan. 13	at Louisville	12:00 p.m.
Jan. 17	at Seton Hall	7:30 p.m.
Jan. 20	Rutgers	7:30 p.m.
Jan. 23	Villanova	7:30 p.m.
Jan. 27	at Connecticut	12:00 p.m.
Feb. 3	at Marquette	1:00 p.m.
Feb. 6	Cincinnati	7:30 p.m.
Feb. 10	at Pittsburgh	6:00 p.m.
Feb. 15	at Notre Dame	7:00 p.m.
Feb. 17	St. John's	12:00 p.m.
Feb. 20	West Virginia	7:30 p.m.
Feb. 24	Syracuse	12:00 p.m.
Feb. 28	at USF	7:00 p.m.
Mar. 4	at St. John's	2:00 p.m.

10-3 overall, 0-0 BIG EAST

## Probable Starting Lineups

Marquette	Ht	Yr	PPG	RPG	Providence	Ht	Yr	PPG	RPG		
1 Dominic James	G	5-11	So.	17.0	2.3	5 Dwain Williams	G	6-0	Fr.	7.3	0.6
5 Dan Fitzgerald	F	6-10	Jr.	6.2	4.4	11 Geoff McDermott	F	6-7	So.	11.1	10.3
22 Jerel McNeal	G	6-3	So.	14.5	4.5	13 Weynmi Efejuku	G	6-5	So.	15.2	4.3
23 Wesley Matthews	G	6-5	So.	11.5	5.5	15 Herbert Hill	C	6-10	Sr.	15.5	7.2
41 Ousmane Barro	F	6-10	Jr.	6.5	6.3	33 Charles Burch	F	6-7	Jr.	3.0	2.1

## Stats Comparison

	FG Pct.	Opp. FG Pct.	3 Pt. Pct.	FT Pct.	Reb/Gm.	Ast.	TO	B	S	Pts./Gm.
Providence	50.5	43.5	38.7	72.2	38.0	231	216	64	115	80.5
Marquette	46.1	40.3	33.2	62.2	36.9	222	226	64	163	74.0

## Season RPI

Opponent	RPI	SOS	Opp. RPI
Hillsdale	—	—	—
Idaho State	—	—	200
Detroit	118	130	118
Eastern Mich.	2	3	37
Texas Tech	56	138	44
Duke	34	121	17
Valparaiso	22	89	103
Nwestern St.	13	55	73
N. Dakota St.	11	50	89
Delaware St.	35	68	136
Wisconsin	47	138	57
UMBC	61	90	197
Oakland	63	122	105
Morgan St.	58	131	308
Savannah St.	69	145	295
Providence	81	176	71
Syracuse			
Connecticut			
West Virginia			
Louisville			
Pittsburgh			
Seton Hall			
USF			
Providence			
Rutgers			
Georgetown			
DePaul			
Louisville			
Villanova			
Notre Dame			
Pittsburgh			

## Last Meeting: Marquette 88, Providence 78 (March 4, 2006)

Providence	FG	3P	FT	O-D-REB	PF	TP	A	TO	B	S	MIN	
McDermott	f	4-11	0-1	6-10	9-7-16	3	14	4	2	0	38	
Burch	f	0-2	0-1	0-0	0-0-0	1	0	0	3	0	9	
Hill	c	1-3	0-0	3-4	1-1-2	2	5	1	1	2	11	
McGrath	g	5-21	3-11	5-7	1-2-3	2	18	1	2	0	39	
Curry	g	3-14	0-6	0-1	2-0-2	3	6	3	5	0	1	
Efejuku	g	3-12	1-4	5-7	5-2-7	3	12	4	1	0	32	
Hankie	g	10-13	0-0	3-4	9-6-15	4	23	0	0	0	3	
Kale	g	0-0	0-0	0-0	0-0-0	0	0	0	0	0	29	
Team				3-1-4								
Totals		26-76	4-23	22-33	30-19	18	78	13	14	2	15	200
		34.2	17.4	66.7	49							
Marquette	FG	3P	FT	O-D-REB	PF	TP	A	TO	B	S	MIN	
Novak	f	7-11	6-8	0-0	1-5-6	3	20	3	3	0	28	
Grimm	c	0-0	0-0	0-0	0-1-1	3	0	0	0	0	10	
James	g	4-10	0-2	1-2	1-4-5	3	9	9	2	0	1	
McNeal	g	4-10	0-0	5-6	2-4-6	2	13	1	5	0	2	
Chapman	g	1-4	0-2	0-0	1-4-5	2	2	3	1	2	1	
Fitzgerald	g	3-4	3-4	2-3	0-0-0	3	11	6	1	0	21	
Burke	g	0-3	0-0	2-2	2-1-3	0	2	0	0	1	0	
Matthews	g	7-8	2-2	3-3	0-3-3	4	18	1	4	0	1	
Kinsella	g	0-0	0-0	0-0	0-0-0	0	0	1	0	0	6	
Barro	g	5-8	0-0	3-5	4-1-5	4	13	0	3	0	1	
Amoroso	g	0-0	0-0	0-0	0-0-0	0	0	0	0	0	1	
Lott	g	0-2	0-0	0-0	1-0-1	1	0	0	0	0	3	
Team				1-2-3								
Totals		31-60	11-18	15-21	13-25	25	88	24	19	3	8	200
		51.7	61.1	71.6	38							

Officials: John Cahill, Frank Scagliotta, Pail Faia  
Attendance: 18,712

Score by Periods	1st	2nd	Total
Providence	28	50	78
Marquette	37	51	88

## Head Coach

Tim Welsh  
137-117 at PC, ninth year  
207-139 career, 12th year

## Media Relations

Arthur Parks  
aparks@providence.edu  
Office: (401) 865-2759  
FAX: (401) 865-2583

## 2006-07 Leaders

Scoring	Avg.
Sharaud Curry	17.3
Rebounding	
Geoff McDermott	10.3
Assists	
Geoff McDermott	3.4
Field Goal Shooting (2 made/game)	
Herbert Hill	73.1
Three Point Shooting (1 made/game)	
Dwain Williams	48.3
Free Throw Shooting (2 made/game)	
Sharaud Curry	91.5

RPI Rank:	71
Strength of Schedule Rank:	97

## Series History

Series tied, 3-3.



# Career Records Update

## Career Games Played

1. Scott Merritt	2000-04	126
Steve Novak	2000-04	126
3. Roney Eford	1992-96	125
<b>Ousmane Barro</b>	<b>2004-</b>	<b>73</b>

## Career Points

1. George Thompson	1966-69	1,773
2. Butch Lee	1974-78	1,725
3. Travis Diener	2001-05	1,691
<b>Dominic James</b>	<b>2005-</b>	<b>728</b>

## Career Scoring Average (min. two seasons)

1. George Thompson	1966-69	20.4
2. Dwyane Wade	2001-03	19.7
3. Jim Chones	1970-72	19.0
<b>Dominic James</b>	<b>2005-</b>	<b>15.8</b>

## Career Field Goals Made

1. Bo Ellis	1973-77	674
2. Butch Lee	1974-78	666
3. George Thompson	1966-69	656
<b>Dominic James</b>	<b>2005-</b>	<b>262</b>

## Career Field Goals Attempted

1. Brian Wardle	1997-01	1,430
2. Butch Lee	1974-78	1,403
3. Don Kojis	1958-61	1,400
<b>Dominic James</b>	<b>2005-</b>	<b>597</b>

## Career Field Goal Percentage (min. 450 att.)

1. Ric Cobb	1968-70	58.8
2. Jim McIlvaine	1990-94	52.2
3. Jerome Whitehead	1975-78	54.8
<b>Dominic James</b>	<b>2005-</b>	<b>43.9</b>

## Career 3FG Field Goals Made

1. Steve Novak	2002-06	354
2. Travis Diener	2001-05	284
3. Robb Logterman	1990-94	244
<b>Dominic James</b>	<b>2005-</b>	<b>64</b>

## Career 3FG Field Goals Attempted

1. Steve Novak	2002-06	768
2. Travis Diener	2001-05	687
3. Robb Logterman	1990-94	595
<b>Dominic James</b>	<b>2005-</b>	<b>207</b>

## Career 3FG Field Goal Percentage (min. 100 att.)

1. Steve Novak	2002-06	46.1
2. Mark Anglavar	1987-91	43.1
3. Tony Smith	1986-90	42.9
<b>Dominic James</b>	<b>2005-</b>	<b>30.9</b>

## Career Free Throws Made

1. Dean Meminger	1968-71	493
2. George Thompson	1966-69	453
3. Tony Smith	1986-90	406
<b>Dominic James</b>	<b>2005-</b>	<b>140</b>

## Career Free Throws Attempted

1. Dean Meminger	1968-71	762
2. George Thompson	1966-69	674
3. Bob Wolf	1964-67	549
<b>Dominic James</b>	<b>2005-</b>	<b>217</b>

## Career Free Throw Percentage (min. 200 att.)

1. Steve Novak	2002-06	93.1
2. Butch Lee	2001-05	83.7
3. Travis Diener	2001-05	83.7
<b>Dominic James</b>	<b>2005-</b>	<b>64.5</b>

## Career Rebounds

1. Don Kojis	1958-61	1,222
2. Bo Ellis	1973-77	1,085
3. Terry Rand	1953-56	978
<b>Ousmane Barro</b>	<b>2004-</b>	<b>244</b>

## Career Rebound Average (min. two seasons)

1. Don Kojis	1958-61	15.1
2. Terry Rand	1953-56	12.7
3. Walt Mangham	1957-60	12.3
<b>Dominic James</b>	<b>2005-</b>	<b>3.8</b>

## Career Assists

1. Tony Miller	1991-95	956
2. Travis Diener	2001-05	617
3. Aaron Hutchins	1994-98	550
<b>Dominic James</b>	<b>2005-</b>	<b>234</b>

## Career Blocked Shots

1. Jim McIlvaine	1990-94	399
2. Amal McCaskill	1991-96	175
3. Faisal Abraham	1993-97	172
<b>Ousmane Barro</b>	<b>2004-</b>	<b>44</b>

## Career Steals

1. Michael Wilson	1978-82	272
2. Mandy Johnson	1981-85	253
3. Doc Rivers	1980-83	203
<b>Jerel McNeal</b>	<b>2005-</b>	<b>115</b>

# Season Records Update

## Season Points

1. Dwyane Wade	2002-03	710
2. Tony Smith	1989-90	689
3. George Thompson	1967-68	664
<b>Dominic James</b>	<b>2006-07</b>	<b>255</b>

## Season Scoring Average

1. Tony Smith	1989-90	23.8
2. George Thompson	1967-68	22.9
3. Bob Wolf	1965-66	22.0
<b>Dominic James</b>	<b>2006-07</b>	<b>17.0</b>

## Season Field Goals Made

1. George Thompson	1967-68	252
2. Dwyane Wade	2002-03	251
3. Earl Tatum	1975-75	241
<b>Dominic James</b>	<b>2006-07</b>	<b>88</b>

## Season Field Goals Attempted

1. Don Kojis	1960-61	536
2. George Thompson	1967-68	507
3. Dwyane Wade	2002-03	501
<b>Dominic James</b>	<b>2006-07</b>	<b>193</b>

## Season Field Goal Percentage (min. 230 att.)

1. Terry Rand	1953-54	65.5
2. Ron Curry	1991-92	59.2
3. Damon Key	1991-92	57.7
<b>Ousmane Barro</b>	<b>2006-07</b>	<b>60.5</b>

## Season 3FG Field Goals Made

1. Steve Novak	2005-06	121
2. Travis Diener	2003-04	90
3. Steve Novak	2004-05	89
<b>Dominic James</b>	<b>2006-07</b>	<b>23</b>

## Season 3FG Field Goals Attempted

1. Steve Novak	2005-06	259
2. Steve Novak	2003-04	207
3. Travis Diener	2003-04	200
<b>Dominic James</b>	<b>2006-07</b>	<b>71</b>

## Season 3FG Field Goal Percentage (min. 75 att.)

1. Mark Anglavar	1987-91	53.5
2. Steve Novak	2002-03	50.5
3. Mark Anglavar	1990-91	47.4
<b>David Cubillan</b>	<b>2006-07</b>	<b>48.7</b>

## Season Free Throws Made

1. Dwyane Wade	2002-03	194
2. Dean Meminger	1970-71	184
3. Dean Meminger	1969-70	178
<b>Dominic James</b>	<b>2006-07</b>	<b>56</b>

## Season Free Throws Attempted

1. Dean Meminger	1969-70	279
2. Dean Meminger	1970-71	250
3. Dwyane Wade	2002-03	249
<b>Dominic James</b>	<b>2006-07</b>	<b>86</b>

## Season Free Throw Percentage (min. 100 att.)

1. Travis Diener	2003-04	88.3
2. Bob Walczak	1954-55	88.1
3. Butch Lee	1976-77	87.2
<b>Jerel McNeal</b>	<b>2006-07</b>	<b>72.1</b>

## Season Rebound Average

1. Don Kojis	1960-61	17.1
2. Don Kojis	1959-60	15.4
3. Terry Rand	1954-55	14.7
<b>Ousmane Barro</b>	<b>2006-07</b>	<b>6.3</b>

## Season Assists

1. Tony Miller	1993-94	274
2. Tony Miller	1994-95	248
3. Tony Miller	1991-92	221
<b>Dominic James</b>	<b>2006-07</b>	<b>67</b>


## Season Blocked Shots

1. Jim McIlvaine	1993-94	142
2. Jim McIlvaine	1990-91	92
3. Jim McIlvaine	1991-92	86
<b>Ousmane Barro</b>	<b>2006-07</b>	<b>20</b>

## Season Steals

1. Michael Wilson	1980-81	89
2. Mandy Johnson	1984-85	87
3. Dwyane Wade	2001-02	79
<b>Jerel McNeal</b>	<b>2006-07</b>	<b>51</b>





# 1 • Dominic James

**Sophomore**  
**Guard**  
**5-11**  
**165**  
**Richmond, Ind.**  
**Richmond**

**Season Honors:** Unanimous Preseason ALL-BIG EAST ... named to the John R. Wooden Award Preseason Top 50 ... named to Rivals.com Preseason All-America First Team ... named Collegehoops.net Preseason All-American ... named All-American by four ESPN.com experts, including Jay Bilas and Pat Forde ... nominee for Bob Cousy Award ... preseason candidate for Nasmith Award.

**2006-07:** Had 13 points and four assists against Hillsdale Coll. (Nov. 10) ... scored 37 points and had eight assists in two games of the Milwaukee Region of the CBE Classic, where he was named MVP ... led team with 17 points against Eastern Mich. (Nov. 18) ... scored 16 points vs Texas Tech (Nov. 20) and 25 points in win over Duke (Nov. 21) en route to a CBE Classic MVP honor and BIG EAST Honor Roll mention ... also was named CollegeInsider.com Player of the Week for his efforts ... had season high seven assists in Duke win, accounting for 16 of MU's 25 field goals ... led team with 22 points, half coming on a career high 11 made free throws vs. Valparaiso (Nov. 27) ... Recorded 19 points, five rebounds and six assists against Northwestern State (Dec. 1) ... was 5-for-7 from the field, scoring 13 points vs. Delaware State (Dec. 5) ... connected for 19 points against Wisconsin (Dec. 9) ... registered a team high 17 points and six assists, along with four steals in win against UMBC (Dec. 16) ... matched a career high with nine assists, score 20 points and grabbed a season best six rebounds vs. Oakland (Dec. 21) ... against Savannah St. (Dec. 30), scored 22 points with six assists.

## Career Highs

**Points** 29, DePaul (1/17/06)  
**Rebounds** 11, Louisville (3/1/06)  
**Field Goals** 11, DePaul (1/17/06)  
**FG Attempts** 21, Nebraska (11/30/05)  
**Three FG** 4, Nebraska (11/30/05)  
**Three FG Att.** 14, Nebraska (11/30/05)  
**Free Throws** 11, Valparaiso (11/27/06)  
**Free Throw Att.** 13, Valparaiso (11/27/06)  
**Assists** 9, Four Times  
**Steals** 5, Twice  
**Blocks** 1, 12 Times  
**Minutes** 42, Louisville (3/1/06)

## Season Highs

25, Duke (11/21)  
 6, Oakland (12/19)  
 9, Duke (11/21)  
 19, Wisconsin  
 3, Three times  
 9, Valparaiso (11/27)  
 11, Valparaiso (11/27)  
 13, Valparaiso (11/27)  
 9, Oakland (12/19)  
 4, Four Times  
 1, Twice  
 38, Idaho State (11/13)

## James Game-by-Game

Opponent	Min.	FG-A	3P-A	FT-A	O-D-R	F	A	TO	B	S	Pts.
Hillsdale Coll.	30	3-15	0-1	7-8	0-1-1	2	4	2	0	4	11
Idaho State	38	5-14	3-8	4-9	1-4-5	1	3	3	0	4	17
Detroit	29	8-15	2-5	2-4	0-2-2	1	5	0	0	4	20
Eastern Mich.	25	6-11	3-6	2-4	1-1-2	3	6	4	0	3	17
vs Texas Tech	32	7-15	1-6	1-4	0-1-1	3	1	4	0	0	16
vs Duke	34	9-15	2-4	5-6	1-2-3	0	7	1	0	1	25
at Valparaiso	26	4-12	3-9	11-13	0-0-0	2	3	2	0	1	22
Northwestern St.	31	7-12	0-3	5-7	1-4-5	2	6	1	0	2	19
North Dakota St.	27	3-11	1-5	1-2	0-2-2	2	6	3	1	2	8
Delaware St.	33	5-7	2-2	1-4	0-1-1	2	1	4	1	0	13
Wisconsin	37	7-19	2-7	3-6	1-3-4	2	1	2	0	2	19
Md.-Baltimore Co.	36	8-16	0-6	1-1	0-2-2	2	6	3	0	4	17
Oakland	31	8-14	1-2	3-5	2-4-6	2	9	6	0	1	20
Morgan St.	31	2-6	1-2	2-2	0-0-0	1	3	6	0	2	7
Savannah St.	35	6-11	2-5	8-11	0-1-1	2	6	3	0	2	22
at Providence											
Syracuse											
at Connecticut											
West Virginia											
at Louisville											
at Pittsburgh											
Seton Hall											
at USF											
Providence											
Rutgers											
at Georgetown											
at DePaul											
Louisville											
Villanova											
at Notre Dame											
Pittsburgh											

## James' Career Stats

Year	GP	GS	Min	Avg	FG-FGA	Pct	3FG-FGA	Pct	FT-FTA	Pct	Off	Def	Tot	Avg	PF	FO	Ast	TO	Blk	Stl	Pts	Avg
2005-06	31	31	1,006	32.5	174-404	43.1	41-136	30.1	84-131	64.1	24	116	140	4.5	74	2	167	87	12	50	473	15.3
2006-07	15	15	475	31.7	88-193	45.6	23-71	32.4	56-86	65.1	8	27	35	2.3	27	0	67	44	2	32	255	17.0
<b>TOTAL</b>	46	46	1,481	32.2	263-598	44.0	64-207	30.9	140-217	64.5	32	143	175	3.8	101	2	234	131	14	82	730	15.9



## 5 • Dan Fitzgerald

**Junior**  
**Forward**  
**6-9**  
**205**  
**St. Paul, Minn.**  
**St. Thomas/Tulane**

**2006-07:** Came off the bench and made both field goal attempts against Hillsdale Coll. (Nov. 10) ... scored six points in 25 minutes against Idaho State (Nov. 13), where had six free throw attempts ... hit double digits for the first time in 2006-07 with 12 points against Eastern Mich. (Nov. 18) ... scored 11 points to help MU to a CBE semifinal win over Texas Tech (Nov. 20) ... grabbed a season high seven rebounds against Valparaiso (Nov. 27) ... recorded six rebounds in win over Northwestern State (Dec. 1) ... in first start of season scored a season high 13 points, hitting 5-of-7 shots from the field and grabbed seven rebounds vs. Delaware State (Dec. 5) ... made second start of season, scoring two points and grabbing two rebounds against Wisconsin (Dec. 9) ... scored eight points, grabbed six rebounds and made a career high four steals vs. UMBC (Dec. 16) ... grabbed four rebounds and scored four points in 17 minutes against Oakland (Dec. 19) ... scored 11 points, including nine points from beyond the ark, against Morgan St. (Dec. 22) ... tallied seven points and five rebounds vs. Savannah St. (Dec. 30).

### Career Highs

**Points** 18, DePaul (1/25/06)  
**Rebounds** 8, Rice (11/18/05)  
**Field Goals** 6, DePaul (1/25/06)  
**FG Attempts** 14, Marquette (2/21/04)  
**Three FG** 6, DePaul (1/25/06)  
**Three FG Att.** 10, Twice  
**Free Throws** 5, Oral Roberts (11/25/05)  
**Free Throw Att.** 6, Oral Roberts (11/25/05)  
**Assists** 8, Rice (11/18/05)  
**Steals** **4, UMBC (12/16/06)**  
**Blocks** 2, Pittsburgh (1/28/06)  
**Minutes** 32, Saint Louis (2/28/04)

### Season Highs


13, Delaware State (12/5)  
 7, Twice  
 5, Delaware State (12/5)  
 9, Eastern Mich. (11/18)  
 3, Twice  
 5, Three times  
 3, Idaho State (11/13)  
 6, Idaho State (11/13)  
 3, Hillsdale Coll. (11/10)  
 4, UMBC (12/16)  
 1, Savannah State (12/30)  
 26, Delaware State (12/5)

### Fitzgerald Game-by-Game

Opponent	Min.	FG-A	3P-A	FT-A	O-D-R	F	A	TO	B	S	Pts.
Hillsdale Coll.	19	2-2	1-1	0-0	3-1-4	2	3	2	0	0	5
Idaho State	25	1-5	1-5	3-6	3-2-5	2	2	2	0	0	6
Detroit	15	1-1	0-0	0-0	1-0-1	2	1	1	0	1	2
Eastern Mich.	24	4-9	2-5	2-2	1-2-3	1	0	1	0	2	12
vs Texas Tech	13	2-3	1-2	0-0	2-1-3	2	1	1	0	1	11
vs Duke	22	3-7	1-3	1-3	3-2-5	2	0	0	0	1	8
at Valparaiso	20	0-1	0-1	0-0	1-6-7	3	1	0	0	0	0
Northwestern St.	19	1-2	1-2	1-2	2-4-6	3	1	3	0	0	4
North Dakota St.	14	2-7	1-4	1-1	3-3-6	4	0	0	0	0	6
Delaware St.	26	5-7	3-5	0-0	3-4-7	2	1	1	0	0	13
Wisconsin	21	1-3	0-1	0-0	0-2-2	2	1	1	0	0	2
Md.-Baltimore Co.	18	3-4	2-3	0-1	1-5-6	3	1	1	0	4	8
Oakland	17	1-2	1-2	1-1	0-4-4	1	0	2	0	1	4
Morgan St.	21	4-5	3-4	0-0	0-2-2	2	0	0	0	0	11
Savannah St.	22	2-4	1-3	2-2	1-4-5	0	1	2	1	1	7
at Providence											
Syracuse											
at Connecticut											
West Virginia											
at Louisville											
at Pittsburgh											
Seton Hall											
at USF											
Providence											
Rutgers											
at Georgetown											
at DePaul											
Louisville											
Villanova											
at Notre Dame											
Pittsburgh											

### Fitzgerald's Career Stats

Year	GP	GS	Min	Avg	FG-FGA	Pct	3FG-FGA	Pct	FT-FTA	Pct	Off	Def	Tot	Avg	PF	FO	Ast	TO	Blk	Stl	Pts	Avg
2003-04 (at TUL)	28	3	413	14.8	37-104	35.6	23-79	29.1	20-32	62.5	17	34	51	1.8	44	1	27	22	4	15	117	4.2
2004-05	Did not play per NCAA Transfer rules																					
2005-06	31	2	617	19.9	56-117	47.9	30-74	40.5	21-29	72.4	24	51	75	2.4	78	4	51	57	6	20	163	5.3
2006-07	15	5	293	19.5	32-62	51.6	18-41	43.9	11-18	61.1	24	42	66	4.4	32	0	13	16	1	11	93	6.2
<b>TOTAL</b>	<b>74</b>	<b>10</b>	<b>1,323</b>	<b>17.9</b>	<b>125-283</b>	<b>44.2</b>	<b>71-194</b>	<b>36.6</b>	<b>52-79</b>	<b>65.8</b>	<b>65</b>	<b>127</b>	<b>192</b>	<b>2.6</b>	<b>154</b>	<b>5</b>	<b>91</b>	<b>95</b>	<b>11</b>	<b>46</b>	<b>373</b>	<b>5.0</b>



## 10 • David Cubillan

Freshman

Guard

6-0

170

Mara Caibo, Venezuela

(Newark (N.J.) St. Benedict's)

**2006-07:** Had two blocks, two assists and five points in collegiate debut against Hillsdale Coll. (Nov. 10) ... played 20 minutes against Detroit (Nov. 13), scoring 10 points for the first time in his career ... followed that up with 10 points against Eastern Mich. (Nov. 18) ... had career high four field goals for 11 points and a career high five rebounds in win over Texas Tech (Nov. 20) ... recorded career high three steals vs. Northwestern State (Dec. 1) ... led Marquette with eight points off the bench vs. North Dakota St. (Dec. 2) ... dished four assists and scored three points in 19 minutes vs. Delaware State (Dec. 5) ... scored eight points in 25 minutes in win against Oakland (Dec. 19) ... also hit three-point field goal for 12th time in 13 games this season.

## Career & Season Highs


<b>Points</b>	11, Texas Tech (11/20)
<b>Rebounds</b>	5, Texas Tech (11/20)
<b>Field Goals</b>	4, Texas Tech (11/20)
<b>FG Attempts</b>	6, Texas Tech (11/20)
<b>Three FG</b>	3, Twice
<b>Three FG Att.</b>	4, Twice
<b>Free Throws</b>	2, Three Times
<b>Free Throw Att.</b>	3, Duke (11/21)
<b>Assists</b>	5, Eastern Mich. (11/18)
<b>Steals</b>	3, Northwestern St. (12/1)
<b>Blocks</b>	2, Hillsdale Coll. (11/10)
<b>Minutes</b>	28, Texas Tech (11/20)

## Cubillan Game-by-Game

Opponent	Min.	FG-A	3P-A	FT-A	O-D-R	F	A	TO	B	S	Pts.
Hillsdale Coll.	19	2-3	1-2	0-1	1-1-2	2	1	0	2	1	5
Idaho State	18	0-1	0-1	0-0	1-1-2	1	1	0	0	0	0
Detroit	20	3-5	2-3	2-2	0-0-0	2	2	2	0	0	10
Eastern Mich.	16	3-4	3-4	1-2	0-1-1	1	5	1	0	0	10
vs Texas Tech	28	4-6	3-5	0-0	1-4-5	2	1	1	0	1	11
vs Duke	19	1-3	1-3	2-3	0-1-1	2	0	1	0	0	5
at Valparaiso	23	1-3	1-3	1-2	0-2-2	0	1	1	0	1	4
Northwestern St.	22	1-5	1-4	0-0	1-1-2	2	4	1	0	3	3
North Dakota St.	15	3-4	2-3	0-0	0-1-1	2	3	1	0	0	8
Delaware St.	19	1-2	1-1	0-0	0-0-0	0	4	0	0	2	3
Wisconsin	18	1-5	1-2	0-0	1-1-2	1	1	0	0	1	3
Md.-Baltimore Co.	19	1-5	1-5	0-2	0-1-1	0	2	0	0	1	3
Oakland	25	2-3	2-2	2-2	0-2-2	2	2	3	1	0	8
Morgan St.	15	1-2	0-1	0-0	0-0-0	0	1	0	0	1	2
Savannah St.	10	0-0	0-0	0-0	0-0-0	2	2	0	0	0	0
at Providence											
Syracuse											
at Connecticut											
West Virginia											
at Louisville											
at Pittsburgh											
Seton Hall											
at USF											
Providence											
Rutgers											
at Georgetown											
at DePaul											
Louisville											
Villanova											
at Notre Dame											
Pittsburgh											

## Cubillan's Career Stats

Year	GP	GS	Min	Avg	FG-FGA	Pct	3FG-FGA	Pct	FT-FTA	Pct	Off	Def	Tot	Avg	PF	FO	Ast	TO	Blk	Stl	Pts	Avg
2006-07	15	0	286	19.1	24-51	47.1	19-39	48.7	8-14	57.1	5	16	21	1.4	19	0	30	11	3	11	75	5.0
<b>TOTAL</b>	15	0	286	19.1	24-51	47.1	19-39	48.7	8-14	57.1	5	16	21	1.4	19	0	30	11	3	11	75	5.0



## 12 • Dwight Burke

Sophomore

Forward

6-8

245

Brooklyn, N.Y.

Benedict's Prep (N.J.)

**2006-07:** Made only field goal attempt against Hillsdale Coll. (Nov. 10) ... logged a career high two blocks in four minutes against Detroit (Nov. 13) ... played 12 minutes scoring a career high tying three points against Eastern Mich. (Nov. 18) ... against Texas Tech (Nov. 20), bettered his career high with four points and tied a career best with three rebounds ... matched a career high with three rebounds vs. North Dakota State (Dec. 2) ... logged a career best 17 minutes and tied career marks for rebounds (3) and blocks (2) against UMBC (Dec. 16).

### Career Highs

**Points** 4, Texas Tech (11/20/06)  
**Rebounds** 3, Five times  
**Field Goals** 2, Texas Tech (11/20/06)  
**FG Attempts** 2, Twice  
**Three FG** —  
**Three FG Att.** —  
**Free Throws** 2, Twice  
**Free Throw Att.** 3, Eastern Mich. (11/18/06)  
**Assists** 2, Texas Tech (11/20/06)  
**Steals** 1, Twice  
**Blocks** 2, Detroit (11/14/06)  
**Minutes** 14, Texas Tech (11/20/06)

### Season Highs


4, Texas Tech (11/20)  
 3, Three times  
 2, Texas Tech (11/20)  
 2, Twice  
 —  
 —  
 1, Eastern Mich. (11/18)  
 3, Eastern Mich. (11/18)  
 2, Texas Tech (11/20)  
 1, Valparaiso (11/27)  
 2, Detroit (11/14)  
 14, Texas Tech (11/20)

### Burke Game-by-Game

Opponent	Min.	FG-A	3P-A	FT-A	O-D-R	F	A	TO	B	S	Pts.
Hillsdale Coll.	6	1-1	0-0	0-0	1-1-2	0	0	0	0	0	2
Idaho State	2	0-1	0-0	0-0	1-0-1	0	0	0	0	0	0
Detroit	4	0-0	0-0	0-0	0-0-0	0	0	0	2	0	0
Eastern Mich.	12	1-2	0-0	1-3	2-0-2	3	0	0	1	0	3
vs Texas Tech	14	2-2	0-0	0-0	2-1-3	2	2	0	1	0	4
vs Duke	8	0-0	0-0	0-0	0-2-2	3	0	0	0	0	0
at Valparaiso	7	0-0	0-0	0-0	0-0-0	4	0	1	0	1	0
Northwestern St.	6	0-0	0-0	0-0	1-0-1	1	0	2	0	0	0
North Dakota St.	11	0-1	0-0	0-0	1-2-3	0	0	0	0	0	0
Delaware St.	8	0-0	0-0	0-2	0-2-2	2	0	0	0	0	2
Wisconsin	7	0-0	0-0	0-0	0-0-0	0	0	0	0	1	7
Md.-Baltimore Co.	17	0-3	0-0	0-2	1-2-3	1	0	1	2	0	0
Oakland	5	0-1	0-0	0-0	0-0-0	2	0	1	0	0	0
Morgan St.	6	0-0	0-0	0-0	0-1-1	1	0	0	0	0	0
Savannah St.	6	0-0	0-0	0-0	0-0-0	0	0	0	0	0	0
at Providence											
Syracuse											
at Connecticut											
West Virginia											
at Louisville											
at Pittsburgh											
Seton Hall											
at USF											
Providence											
Rutgers											
at Georgetown											
at DePaul											
Louisville											
Villanova											
at Notre Dame											
Pittsburgh											

### Burke's Career Stats

Year	GP	GS	Min	Avg	FG-FGA	Pct	3FG-FGA	Pct	FT-FTA	Pct	Off	Def	Tot	Avg	PF	FO	Ast	TO	Blk	Stl	Pts	Avg
2005-06	20	0	105	5.3	5-12	41.7	0-0	—	6-9	66.7	5	10	15	0.8	24	0	1	9	3	1	16	0.8
2006-07	15	0	119	7.9	4-11	36.4	0-0	—	1-7	14.3	9	11	20	1.3	19	0	2	5	6	2	9	0.6
<b>TOTAL</b>	<b>35</b>	<b>0</b>	<b>224</b>	<b>6.4</b>	<b>9-23</b>	<b>39.1</b>	<b>0-0</b>	<b>—</b>	<b>7-16</b>	<b>43.8</b>	<b>14</b>	<b>21</b>	<b>35</b>	<b>1.0</b>	<b>43</b>	<b>0</b>	<b>3</b>	<b>14</b>	<b>9</b>	<b>3</b>	<b>25</b>	<b>0.7</b>



## 21 • Lawrence Blackledge

**Junior**  
**Forward**  
**6-8**  
**185**  
**Carbondale, Ill.**  
**(Carbondale/Southwestern Ill. Coll.)**

**2006-07:** Played three minutes against Hillsdale Coll. (Nov. 10) ... played 14 minutes against Detroit (Nov. 13), scoring six points, grabbing two rebounds, blocking a shot and recording two steals ... scored a career best eight points and had a career high seven rebounds against Eastern Mich. (Nov. 18) ... tallied a career high two blocks in 11 minutes vs. North Dakota State (Dec. 2) ... scored four points in 12 minutes against UMBC (Dec. 16) ... in a career long 20 minutes scored six points and grabbed three rebounds vs. Morgan State (Dec. 22).

### Career & Season Highs

<b>Points</b>	8, Eastern Mich. (11/18)
<b>Rebounds</b>	7, Eastern Mich. (11/18)
<b>Field Goals</b>	4, Eastern Mich. (11/18)
<b>FG Attempts</b>	8, Eastern Mich. (11/18)
<b>Three FG</b>	—
<b>Three FG Att.</b>	2, Morgan State (12/22)
<b>Free Throws</b>	2, Oakland (12/19)
<b>Free Throw Att.</b>	4, Hillsdale Coll. (11/10)
<b>Assists</b>	2, Twice
<b>Steals</b>	2, Twice
<b>Blocks</b>	2, North Dakota State (12/2)
<b>Minutes</b>	20, Morgan State (12/22)

### Blackledge Game-by-Game

Opponent	Min.	FG-A	3P-A	FT-A	O-D-R	F	A	TO	B	S	Pts.
Hillsdale Coll.	3	0-0	0-0	1-4	0-1-1	1	0	0	0	0	1
Idaho State	8	0-1	0-0	1-2	0-1-1	0	0	0	1	0	0
Detroit	14	3-4	0-0	0-0	1-1-2	1	0	1	1	2	6
Eastern Mich.	13	4-8	0-0	0-1	3-4-7	1	2	0	0	0	8
vs Texas Tech	3	1-1	0-0	0-0	1-0-1	0	0	0	0	0	2
vs Duke	2	0-0	0-0	0-0	0-0-0	0	0	0	0	0	0
at Valparaiso	4	0-1	0-0	0-0	0-0-0	0	0	1	0	0	0
Northwestern St.	7	1-4	0-0	1-2	3-2-5	1	1	1	1	1	3
North Dakota St.	11	0-0	0-0	0-0	0-0-0	1	1	1	2	0	0
Delaware St.	4	0-1	0-0	0-0	1-0-1	0	0	0	0	0	4
Wisconsin											Did not play
Md.-Baltimore Co.	12	2-2	0-0	0-0	2-0-2	2	1	1	1	0	4
Oakland	3	0-0	0-0	2-2	0-0-0	0	1	0	0	0	2
Morgan St.	20	3-6	0-2	0-0	2-1-3	1	2	0	1	2	6
Savannah St.	10	0-0	0-0	0-0	0-3-3	0	0	2	0	0	0
at Providence											
Syracuse											
at Connecticut											
West Virginia											
at Louisville											
at Pittsburgh											
Seton Hall											
at USF											
Providence											
Rutgers											
at Georgetown											
at DePaul											
Louisville											
Villanova											
at Notre Dame											
Pittsburgh											

### Blackledge's Career Stats

Year	GP	GS	Min	Avg	FG-FGA	Pct	3FG-FGA	Pct	FT-FTA	Pct	Off	Def	Tot	Avg	PF	FO	Ast	TO	Blk	Stl	Pts	Avg
2006-07	14	0	114	8.1	14-28	50.0	0-2	00.0	5-11	45.5	13	13	26	1.9	8	0	8	7	7	5	33	2.4
<b>TOTAL</b>	14	0	114	8.1	14-28	50.0	0-2	00.0	5-11	45.5	13	13	26	1.9	8	0	8	7	7	5	33	2.4



## 22 • Jerel McNeal

**Sophomore**  
**Guard**  
**6-3**  
**195**  
**Chicago, Ill.**  
**Hillcrest**

**2006-07:** Played 35 minutes, making 7-of-22 field goals and 5-of-7 free throws for a team high 19 points against Hillsdale Coll. (Nov. 10) ... also grabbed a team high seven boards against Hillsdale ... set a CBE Classic record with six steals against Idaho State (Nov. 13), a record he later tied against Duke (Nov. 21) ... tied a career high with seven assists against Detroit (Nov. 14) and tied that record against Texas Tech (Nov. 20) ... had 19 points against Texas Tech and 17 against Duke and was named a member of the CBE Classic All-Tournament Team ... was named the BIG EAST Player of the Week for his efforts against Texas Tech and Duke ... tallied 10 points in victory over Valparaiso (Nov. 27) ... had 13 points against Northwestern State (Dec. 1) ... scored a team high 16 points, going 8-for-17 from the field, and set a career high with seven steals vs. North Dakota State (Dec. 2) ... scored a game high 16 points, had four assists and four steals in win over Delaware State (Dec. 5) ... went 6-for-11 from the field and connected on 4-of-6 shots from the line for 16 points, five rebounds and a team best four assists vs. Wisconsin (Dec. 9) ... scored 15 points, including a career best nine from beyond the ark, vs. UMBC (Dec. 16) ... against Oakland (Dec. 19), was 6-for-9 from the field and 5-for-7 from the line, scoring 17 points with six steal, five rebounds and four assists ... scored a career high 25 points and tied a career high with seven assists against Morgan State (Dec. 22).

### Career Highs

**Points** 25, Morgan State (12/22/06)  
**Rebounds** 12, Connecticut (1/3/06)  
**Field Goals** 8, Three Times  
**FG Attempts** 22, Twice  
**Three FG** 3, UMBC (12/16/06)  
**Three FG Att.** 7, Twice  
**Free Throws** 7, Morgan State (12/22/06)  
**Free Throw Att.** 8, Twice  
**Assists** 7, Four times  
**Steals** 7, North Dakota St. (12/2/06)  
**Blocks** 3, Notre Dame (1/20/06)  
**Minutes** 37, Twice

### Season Highs


25, Morgan State (12/22)  
 8, Eastern Mich. (11/18)  
 8, Twice  
 22, Hillsdale Coll. (11/10)  
 3, UMBC (12/16)  
 7, Twice  
 7, Morgan State (12/22)  
 8, Morgan State (12/22)  
 7, Three times  
 7, North Dakota State (12/2)  
 2, Three times  
 37, Duke (11/21)

### McNeal Game-by-Game

Opponent	Min.	FG-A	3P-A	FT-A	O-D-R	F	A	TO	B	S	Pts.
Hillsdale Coll.	35	7-22	0-5	5-7	4-3-7	2	4	5	1	3	19
Idaho State	32	5-16	1-7	2-4	4-0-4	4	3	5	0	6	13
Detroit	27	3-8	1-3	0-1	0-2-2	3	7	3	2	3	7
Eastern Mich.	28	2-9	1-4	4-6	1-7-8	3	3	4	2	3	9
vs Texas Tech	22	7-14	2-7	3-3	1-6-7	4	7	4	0	3	19
vs Duke	37	7-17	0-2	3-6	4-2-6	2	2	4	0	6	17
at Valparaiso	27	3-8	1-4	3-4	1-2-3	4	1	3	0	1	10
Northwestern St.	25	5-15	1-2	2-2	3-2-5	4	2	4	0	3	13
North Dakota St.	32	8-17	0-3	0-1	1-0-1	3	1	5	0	7	16
Delaware St.	34	5-11	1-2	5-6	1-2-3	2	4	3	0	4	16
Wisconsin	32	6-11	0-1	4-6	2-3-5	5	4	4	2	1	16
Md.-Baltimore Co.	25	5-11	3-5	2-3	2-3-5	4	2	1	0	0	15
Oakland	29	6-9	0-0	5-7	2-3-5	2	4	2	0	6	17
Morgan St.	31	8-15	2-5	7-8	0-3-3	4	7	3	0	4	25
Savannah St.	27	1-9	0-1	4-4	1-2-3	3	5	6	1	1	27
at Providence											
Syracuse											
at Connecticut											
West Virginia											
at Louisville											
at Pittsburgh											
Seton Hall											
at USF											
Providence											
Rutgers											
at Georgetown											
at DePaul											
Louisville											
Villanova											
at Notre Dame											
Pittsburgh											

### McNeal's Career Stats

Year	GP	GS	Min	Avg	FG-FGA	Pct	3FG-FGA	Pct	FT-FTA	Pct	Off	Def	Tot	Avg	PF	FO	Ast	TO	Blk	Stl	Pts	Avg
2005-06	31	31	853	27.5	138-312	44.2	13-46	28.3	54-72	75.0	40	100	140	4.5	77	2	85	117	14	64	343	11.1
2006-07	15	15	443	29.5	78-192	40.6	13-51	25.5	49-68	72.1	27	40	67	4.5	49	1	56	56	8	51	218	14.5
<b>TOTAL</b>	46	46	1,296	28.2	216-504	42.9	26-97	26.8	103-140	73.6	67	140	207	4.5	126	3	141	173	22	115	561	12.2



## 23 • Wesley Matthews

**Sophomore**  
**Guard**  
**6-5**  
**215**  
**Madison, Wis.**  
**Memorial**

**2006-07:** Matthews grabbed a team high seven rebounds against Hillsdale Coll. (Nov. 10) ... played a career high 36 minutes against Idaho State (Nov. 13) ... scored 15 points against Detroit (Nov. 13) ... against Eastern Mich. (Nov. 18) scored 15 points in second consecutive game ... led Marquette with 20 points in CBE semifinal against Texas Tech (Nov. 20) ... went 5-for-8 from the field, scoring 11 points in victory over Valparaiso (Nov. 27) ... scored 14 points and grabbed eight rebounds vs. Northwestern State (Dec. 1) ... tallied a season high nine rebounds and added nine points against North Dakota State (Dec. 2) ... led Marquette with five assists and scored 15 points vs. Delaware State (Dec. 5) ... grabbed nine points, four rebounds and had three assists against Wisconsin (Dec. 9) ... scored 10 points and had four rebounds vs. Oakland ... against Morgan State (Dec. 22), grabbed six rebounds and tied a career high with six assists ... set a career high with 22 points, going 7-for-8 from the field and 6-for-10 from the line and matched a season high with nine rebounds against Savannah St. (Dec. 30).

	<b>Career Highs</b>	<b>Season Highs</b>
<b>Points</b>	<b>22, Savannah State (12/30/06)</b>	22, Savannah State (12/30)
<b>Rebounds</b>	13, Lewis (12/28/05)	9, Twice
<b>Field Goals</b>	<b>7, Four Times</b>	7, Twice
<b>FG Attempts</b>	<b>13, Idaho State (11/13/06)</b>	13, Idaho State (11/13)
<b>Three FG</b>	<b>3, Twice</b>	3, Detroit (11/14)
<b>Three FG Att.</b>	<b>4, Three times</b>	4, Three times
<b>Free Throws</b>	9, Nebraska (11/30/05)	6, Savannah State (12/30)
<b>Free Throw Att.</b>	11, Nebraska (11/30/05)	10, Savannah State (12/30)
<b>Assists</b>	<b>6, Three times</b>	6, Twice
<b>Steals</b>	6, S. Dakota St.(12/3/05)	3, Three times
<b>Blocks</b>	<b>2, Savannah State (12/30/06)</b>	2, Savannah State (12/30)
<b>Minutes</b>	<b>36, Idaho State (11/14/06)</b>	36, Idaho State (11/14)


### Matthews Game-by-Game

Opponent	Min.	FG-A	3P-A	FT-A	O-D-R	F	A	TO	B	S	Pts.
Hillsdale Coll.	28	1-5	0-1	4-7	2-5-7	5	2	4	0	0	6
Idaho State	36	3-13	0-4	1-4	2-3-5	1	1	1	0	1	7
Detroit	24	6-9	3-4	0-0	2-6-8	1	1	0	0	1	15
Eastern Mich.	28	5-8	2-4	3-3	0-2-2	1	3	2	1	2	15
vs Texas Tech	33	7-11	1-2	5-8	0-4-4	1	6	5	0	3	20
vs Duke	30	2-9	1-2	3-4	2-2-4	2	0	1	0	1	8
at Valparaiso	31	5-8	1-4	0-0	2-2-4	2	0	4	0	1	11
Northwestern St.	32	5-11	0-3	4-5	1-7-8	0	5	4	0	2	14
North Dakota St.	34	3-11	0-3	3-4	6-3-9	1	3	3	0	3	9
Delaware St.	30	5-11	2-4	3-5	1-3-4	1	5	1	0	3	15
Wisconsin	34	3-11	0-3	3-3	1-3-4	5	1	3	0	3	9
Md.-Baltimore Co.	28	2-4	0-1	0-2	2-2-4	0	1	1	0	0	4
Oakland	35	4-7	0-1	2-4	2-2-4	3	2	2	0	1	10
Morgan St.	24	3-6	0-2	2-2	0-6-6	3	6	0	0	0	8
Savannah St.	29	7-8	2-2	6-10	3-6-9	2	0	2	2	0	22
at Providence											
Syracuse											
at Connecticut											
West Virginia											
at Louisville											
at Pittsburgh											
Seton Hall											
at USF											
Providence											
Rutgers											
at Georgetown											
at DePaul											
Louisville											
Villanova											
at Notre Dame											
Pittsburgh											

### Matthews' Career Stats

Year	GP	GS	Min	Avg	FG-FGA	Pct	3FG-FGA	Pct	FT-FTA	Pct	Off	Def	Tot	Avg	PF	FO	Ast	TO	Blk	Stl	Pts	Avg
<b>2005-06</b>	23	13	573	24.9	65-163	39.9	14-32	43.8	63-80	78.8	34	59	93	4.0	51	0	51	52	5	29	207	9.0
<b>2006-07</b>	15	15	456	30.4	61-132	46.2	12-40	30.0	39-61	63.9	26	56	82	5.5	28	2	36	33	3	21	173	11.5
<b>TOTAL</b>	38	28	1,029	27.1	126-295	42.7	26-72	36.1	102-141	72.3	60	115	175	4.6	79	2	87	85	8	50	380	10.0





## 32 • Lazar Hayward

Freshman

Forward

6-6

205

Buffalo, N.Y.

(Fitchburg (Mass.) Notre Dame Prep)

**2006-07:** Scored six points in his collegiate debut and grabbed five boards against Hillsdale Coll. (Nov. 10) ... scored 14 points in 17 minutes against Detroit (Nov. 14), where he also swiped four steals ... had a career high eight rebounds and two assists to go along with eight points in win over Eastern Mich. (Nov. 18) ... registered eight points in 15 minutes against Valparaiso (Nov. 27) ... clocked in 18 minutes and scored six points vs. North Dakota State (Dec. 2) ... scored 10 points and matched a career best with eight rebounds in a career high 21 minutes against Wisconsin (Dec. 9) ... tallied 13 points and grabbed a team high seven rebounds against UMBC (Dec. 16) ... scored six points in 14 minutes vs. Oakland (Dec. 19) ... In 20 minutes, scored eight points and grabbed five rebounds against Morgan State (Dec. 22).

## Career & Season Highs

<b>Points</b>	14, Detroit (11/14)
<b>Rebounds</b>	8, Twice
<b>Field Goals</b>	6, UMBC (12/16)
<b>FG Attempts</b>	12, Wisconsin (12/9)
<b>Three FG</b>	2, Detroit (11/14)
<b>Three FG Att.</b>	4, Twice
<b>Free Throws</b>	2, Five times
<b>Free Throw Att.</b>	4, Four Times
<b>Assists</b>	2, Eastern Mich. (11/18)
<b>Steals</b>	4, Detroit (11/14)
<b>Blocks</b>	1, UMBC (12/16)
<b>Minutes</b>	21, Wisconsin (12/9)

## Hayward Game-by-Game

Opponent	Min.	FG-A	3P-A	FT-A	O-D-R	F	A	TO	B	S	Pts.
Hillsdale Coll.	16	3-5	0-0	0-0	2-3-5	2	0	0	0	1	6
Idaho State	7	1-3	0-0	0-0	0-0-0	0	0	0	0	0	2
Detroit	17	5-8	2-4	2-4	1-2-3	1	0	1	0	4	14
Eastern Mich.	14	5-12	2-4	1-2	4-4-8	0	1	1	2	1	13
vs Texas Tech	18	1-6	0-4	1-2	1-5-6	3	0	3	0	1	3
vs Duke	10	1-2	0-1	0-0	1-1-2	1	0	1	0	0	2
at Valparaiso	15	4-7	0-1	0-1	0-1-1	3	0	1	0	0	8
Northwestern St.	11	2-3	0-1	0-0	0-1-1	3	0	0	0	0	4
North Dakota St.	18	2-8	0-2	2-2	2-2-4	2	0	1	0	0	6
Delaware St.	12	0-1	0-0	0-0	1-1-2	3	0	2	0	0	12
Wisconsin	21	5-12	0-4	0-0	5-3-8	2	0	1	0	1	10
Md.-Baltimore Co.	16	6-11	0-1	1-4	6-1-7	2	0	3	1	1	13
Oakland	14	2-4	0-0	2-4	1-1-2	3	0	0	0	0	6
Morgan St.	20	3-7	0-1	2-2	0-5-5	1	0	1	0	1	8
Savannah St.	13	0-2	0-1	2-4	1-2-3	1	1	1	0	1	2
at Providence											
Syracuse											
at Connecticut											
West Virginia											
at Louisville											
at Pittsburgh											
Seton Hall											
at USF											
Providence											
Rutgers											
at Georgetown											
at DePaul											
Louisville											
Villanova											
at Notre Dame											
Pittsburgh											

## Hayward's Career Stats

Year	GP	GS	Min	Avg	FG-FGA	Pct	3FG-FGA	Pct	FT-FTA	Pct	Off	Def	Tot	Avg	PF	FO	Ast	TO	Blk	Stl	Pts	Avg
2006-07	15	0	222	14.8	40-91	44.0	4-24	16.7	13-23	56.5	26	32	58	3.9	27	0	2	16	3	11	97	6.5
<b>TOTAL</b>	15	0	222	14.8	40-91	44.0	4-24	16.7	13-23	56.5	26	32	58	3.9	27	0	2	16	3	11	97	6.5



## 40 • Mike Kinsella

Senior  
Center  
7-0  
250  
Rochester, Minn.  
Minneapolis Tech

	Career Highs	Season Highs
<b>Points</b>	6, Twice	3, Detroit (11/14)
<b>Rebounds</b>	3, Four Times	1, Twice
<b>Field Goals</b>	3, Illinois State (11/15/04)	—
<b>FG Attempts</b>	5, Twice	—
<b>Three FG</b>	—	—
<b>Three FG Att.</b>	—	—
<b>Free Throws</b>	2, Twice	—
<b>Free Throw Att.</b>	2, Three	—
<b>Assists</b>	1, Twice	—
<b>Steals</b>	1, W. Carolina (11/13/04)	—
<b>Blocks</b>	3, Notre Dame (1/20/05)	—
<b>Minutes</b>	16, Oakland (12/19)	—

**2006-07:** Played four minutes in the CBE Milwaukee Region, grabbing a rebound in each game ... out six to eight weeks with stress fracture

### Kinsella Game-by-Game

Opponent	Min.	FG-A	3P-A	FT-A	O-D-R	F	A	TO	B	S	Pts.
Hillsdale Coll.											
Idaho State	1	0-0	0-0	0-0	0-1-1	0	0	0	0	0	0
Detroit	3	0-0	0-0	0-0	0-1-1	0	0	0	0	0	0
Eastern Mich.											
vs Texas Tech											
vs Detroit											
at Valparaiso											
Northwestern St.											
North Dakota St.											
Delaware St.											
Wisconsin											
Md.-Baltimore Co.											
Oakland											
Morgan St.											
Savannah St.											
at Providence											
Syracuse											
at Connecticut											
West Virginia											
at Louisville											
at Pittsburgh											
Seton Hall											
at USF											
Providence											
Rutgers											
at Georgetown											
at DePaul											
Louisville											
Villanova											
at Notre Dame											
Pittsburgh											

### Kinsella's Career Stats

Year	GP	GS	Min	Avg	FG-FGA	Pct	3FG-FGA	Pct	FT-FTA	Pct	Off	Def	Tot	Avg	PF	FO	Ast	TO	Blk	Stl	Pts	Avg
2004-05	16	0	92	5.8	11-29	37.9	0-0	—	4-5	80.0	7	13	20	1.3	27	1	2	7	3	1	26	1.6
2005-06	14	2	86	6.1	7-15	46.7	0-0	—	3-8	37.5	3	7	10	0.7	10	0	3	6	5	1	17	1.2
2006-07	2	0	4	2.0	0-0	—	0-0	—	0-0	—	0	2	2	1.0	0	0	0	0	0	0	0	0.0
<b>TOTAL</b>	<b>32</b>	<b>2</b>	<b>182</b>	<b>5.7</b>	<b>18-44</b>	<b>40.9</b>	<b>0-0</b>	<b>—</b>	<b>7-13</b>	<b>53.8</b>	<b>10</b>	<b>22</b>	<b>32</b>	<b>1.0</b>	<b>37</b>	<b>1</b>	<b>5</b>	<b>13</b>	<b>8</b>	<b>2</b>	<b>43</b>	<b>1.3</b>



## 41 • Ousmane Barro

**Junior**  
**Forward**  
**6-10**  
**255**  
**Dakar, Senegal**  
**Julian (Chicago, Ill.)**

**2006-07:** Hit 4-of-7 shots and grabbed seven rebounds in win over Hillsdale Coll. (Nov. 10) ... played a career high 31 minutes against Idaho State (Nov. 13), grabbing 10 rebounds ... scored eight points against Detroit (Nov. 14) ... scored eight against Duke (Nov. 21) in CBE Classic final ... registered first double-double of career, scoring a season high 10 points while grabbing a career best 13 rebounds against Valparaiso (Nov. 27) ... recorded career highs with 34 minutes and 21 points, going 10-for-13 from the field, and matched career highs of 13 rebounds and three blocks against Northwestern State (Dec. 1) for second-straight and second career double-double ... went 5-for-7 from the field, scoring 11 points and grabbing seven rebounds against Oakland (Dec. 19) ... tied a career high with three blocks and scored eight points against Morgan State (Dec. 22) ... made three blocks for second-straight game vs. Savannah State (Dec. 30).

### Career Highs

**Points** 21, Northwestern St. (12/1/06)  
**Rebounds** 13, Twice  
**Field Goals** 10, Northwestern St. (12/1/06)  
**FG Attempts** 13, Northwestern St. (12/1/06)  
**Three FG** —  
**Three FG Att.** —  
**Free Throws** 5, Winthrop (11/19/05)  
**Free Throw Att.** 6, Twice  
**Assists** 2, Twice  
**Steals** 2, Twice  
**Blocks** 3, Six Times  
**Minutes** 34, Northwestern St. (12/1/06)

### Season Highs


21, Northwestern St. (12/1)  
 13, Twice  
 10, Northwestern St. (12/1)  
 13, Northwestern St. (12/1)  
 —  
 —  
 4, Detroit (11/14)  
 4, Twice  
 1, Four Times  
 3, Hillsdale Coll. (11/10)  
 3, Five Times  
 34, Northwestern St. (12/1)

### Barro Game-by-Game

Opponent	Min.	FG-A	3P-A	FT-A	O-D-R	F	A	TO	B	S	Pts.
Hillsdale Coll.	26	4-7	0-0	0-0	3-4-7	0	0	2	0	3	8
Idaho State	31	1-5	0-0	2-2	7-3-10	3	0	1	1	0	4
Detroit	30	2-3	0-0	4-4	1-5-6	3	1	1	3	1	8
Eastern Mich.	17	1-2	0-0	2-2	0-4-4	3	0	1	3	0	4
vs Texas Tech	26	3-4	0-0	1-2	3-4-7	3	0	1	0	0	7
vs Duke	32	4-5	0-0	0-0	1-4-5	2	0	1	1	1	8
at Valparaiso	30	4-6	0-0	2-2	6-7-13	1	0	1	0	0	10
Northwestern St.	34	10-13	0-0	1-3	5-8-13	2	1	5	3	1	21
North Dakota St.	24	0-0	0-0	1-2	3-3-6	1	0	3	2	0	5
Delaware St.	20	2-4	0-0	1-2	0-0-0	2	1	1	0	1	5
Wisconsin	20	2-4	0-0	1-2	1-3-4	4	0	4	0	0	5
Md.-Baltimore Co.	15	1-5	0-0	2-2	2-2-4	2	0	1	0	1	4
Oakland	27	5-7	0-0	1-4	1-6-7	2	1	0	1	0	11
Morgan St.	20	4-4	0-0	0-0	1-2-3	1	0	1	3	0	8
Savannah St.	27	4-7	0-0	0-1	0-6-6	2	0	0	3	0	8
at Providence											
Syracuse											
at Connecticut											
West Virginia											
at Louisville											
at Pittsburgh											
Seton Hall											
at USF											
Providence											
Rutgers											
at Georgetown											
at DePaul											
Louisville											
Villanova											
at Notre Dame											
Pittsburgh											

### Barro's Career Stats

Year	GP	GS	Min	Avg	FG-FGA	Pct	3FG-FGA	Pct	FT-FTA	Pct	Off	Def	Tot	Avg	PF	FO	Ast	TO	Blk	Stl	Pts	Avg
2004-05	27	4	271	10.0	19-39	48.7	0-0	—	16-25	64.0	24	37	61	2.3	51	8	29	9	3	54	54	2.0
2005-06	31	14	419	13.5	56-87	64.4	0-0	—	23-42	54.8	45	43	88	2.8	69	2	13	30	15	19	135	4.4
2006-07	15	15	379	25.3	49-81	60.5	0-0	—	18-28	64.3	34	61	95	6.3	31	0	4	23	20	8	116	7.7
<b>TOTAL</b>	<b>73</b>	<b>33</b>	<b>1,069</b>	<b>14.6</b>	<b>124-207</b>	<b>59.9</b>	<b>0-0</b>	<b>—</b>	<b>57-95</b>	<b>60.0</b>	<b>103</b>	<b>141</b>	<b>244</b>	<b>3.3</b>	<b>151</b>	<b>4</b>	<b>25</b>	<b>82</b>	<b>44</b>	<b>30</b>	<b>305</b>	<b>4.2</b>



## 51 • Jamil Lott

Senior  
Forward  
6-7  
225  
St. Paul, Minn.  
Como Park/North Dakota School of Science

	Career Highs	Season Highs
Points	11, Hillsdale Coll. (11/10/06)	11, Hillsdale Coll. (11/10)
Rebounds	7, Hillsdale Coll. (11/10/06)	7, Hillsdale Coll. (11/10)
Field Goals	4, Twice	4, Hillsdale Coll. (11/10)
FG Attempts	6, Twice	6, Idaho State (11/13)
Three FG	—	—
Three FG Att.	—	—
Free Throws	5, DePaul (1/17)	3, Twice
Free Throw Att.	6, DePaul (1/17)	4, Twice
Assists	3, DePaul (1/25)	1, Three times
Steals	3, Eastern Mich. (11/18/06)	3, Eastern Mich. (11/18)
Blocks	3, Delaware State (12/22)	2, Eastern Mich. (11/18)
Minutes	30, Rice (11/18)	27, Idaho State

**2006-07:** Set a career high with 11 points and seven rebounds against Hillsdale Coll. (Nov. 10), hitting 4-of-5 field goal attempts.

### Lott Game-by-Game

Opponent	Min.	FG-A	3P-A	FT-A	O-D-R	F	A	TO	B	S	Pts.
Hillsdale Coll.	18	4-5	0-0	3-4	3-4-7	0	0	1	0	0	11
Idaho State	27	3-6	0-0	3-4	2-3-5	2	0	1	0	1	9
Detroit	18	1-4	0-0	1-2	2-0-2	4	0	1	0	1	3
Eastern Mich.	17	1-3	0-0	2-2	1-2-3	1	1	1	2	3	4
vs Texas Tech	11	0-0	0-0	0-0	1-1-2	0	0	1	1	2	0
vs Duke	6	0-1	0-0	0-0	0-0-0	0	0	0	1	0	0
at Valparaiso	17	0-1	0-0	0-0	0-0-0	1	1	2	1	1	0
Northwestern St.	13	1-3	0-0	0-0	0-1-1	3	0	2	0	0	3
North Dakota St.	14	1-3	0-0	0-2	1-2-3	1	0	0	0	0	2
Delaware St.	14	0-2	0-0	0-0	1-1-2	0	0	0	1	1	0
Wisconsin	10	1-1	0-0	0-1	1-1-2	2	0	1	3	0	2
Md.-Baltimore Co.	12	0-1	0-0	0-1	2-2-4	1	0	0	0	1	0
Oakland	12	1-2	0-0	0-2	0-2-2	2	0	0	1	0	2
Morgan St.	12	1-2	0-0	0-2	0-1-1	2	1	0	0	1	2
Savannah St.	11	1-1	0-0	0-1	2-1-3	3	0	0	0	0	2
at Providence											
Syracuse											
at Connecticut											
West Virginia											
at Louisville											
at Pittsburgh											
Seton Hall											
at USF											
Providence											
Rutgers											
at Georgetown											
at DePaul											
Louisville											
Villanova											
at Notre Dame											
Pittsburgh											

### Lott's Career Stats

Year	GP	GS	Min	Avg	FG-FGA	Pct	3FG-FGA	Pct	FT-FTA	Pct	Off	Def	Tot	Avg	PF	FO	Ast	TO	Blk	Stl	Pts	Avg
2005-06	24	7	264	11.0	29-55	52.7	0-0	—	16-25	64.0	23	29	52	2.2	34	0	7	20	16	9	74	3.1
2006-07	15	10	212	14.1	15-35	42.9	0-0	—	9-21	42.9	13	23	36	2.4	29	0	3	10	10	11	39	2.6
<b>TOTAL</b>	39	17	476	12.2	44-90	48.9	0-0	—	25-46	54.3	36	52	88	2.3	63	0	10	30	26	20	113	2.9



## 2 • Maurice Acker


Sophomore  
Guard  
5-8  
165  
Hazelcrest, Ill.  
(Hillcrest/Ball State)

**2006-07:** Will sit out the 2006-07 season per NCAA transfer rules after spending one season at Ball State, where he was named Mid-American Conference Rookie of the Year.

<b>Points</b>	22, Kent State (1/11/06)
<b>Rebounds</b>	6, Miami (Ohio) (1/14/06)
<b>Field Goals</b>	6, Kent State (1/11/06)
<b>FG Attempts</b>	14, Eastern Mich. (3/4/06)
<b>Three FG</b>	6, Buffalo (1/18/06)
<b>Three FG Att.</b>	7, Buffalo (1/18/06)
<b>Free Throws</b>	10, Bowling Green (1/21/06)
<b>Free Throw Att.</b>	11, Bowling Green (1/21/06)
<b>Assists</b>	10, Buffalo (1/18/06)
<b>Steals</b>	3, Three times
<b>Blocks</b>	1, Miami (Ohio) (1/14/06)
<b>Minutes</b>	40, Miami (Ohio) (2/12/06)

### Acker's Career Stats

Year	GP	GS	Min	Avg	FG-FGA	Pct	3FG-FGA	Pct	FT-FTA	Pct	Off	Def	Tot	Avg	PF	FO	Ast	TO	Blk	Stl	Pts	Avg
2005-06 (at BSU)	28	25	888	31.7	76-233	32.6	28-94	29.8	78-98	79.6	11	57	68	2.4	71	1	128	82	1	43	258	9.2
<b>TOTAL</b>	<b>28</b>	<b>25</b>	<b>888</b>	<b>31.7</b>	<b>76-233</b>	<b>32.6</b>	<b>28-94</b>	<b>29.8</b>	<b>78-98</b>	<b>79.6</b>	<b>11</b>	<b>57</b>	<b>68</b>	<b>2.4</b>	<b>71</b>	<b>1</b>	<b>128</b>	<b>82</b>	<b>1</b>	<b>43</b>	<b>258</b>	<b>9.2</b>



## 42 • Tommy Brice

Junior  
Guard  
5-11  
174  
Bloomington, Ill.  
Lake Park

<b>Points</b>	—
<b>Rebounds</b>	1, Delaware St. (12/22/06)
<b>Field Goals</b>	—
<b>FG Attempts</b>	2, Delaware St. (12/22/06)
<b>Three FG</b>	—
<b>Three FG Att.</b>	—
<b>Free Throws</b>	—
<b>Free Throw Att.</b>	—
<b>Assists</b>	2, S. Dakota St. (12/3/06)
<b>Steals</b>	—
<b>Blocks</b>	—
<b>Minutes</b>	2, S. Dakota St. (12/3/06)

### Career Highs

### Season Highs

**2006-07:** Second season as a walk on ... saw action against Savannah State (Dec. 30).

### Brice's Career Stats

Year	GP	GS	Min	Avg	FG-FGA	Pct	3FG-FGA	Pct	FT-FTA	Pct	Off	Def	Tot	Avg	PF	FO	Ast	TO	Blk	Stl	Pts	Avg
2005-06	6	0	7	1.2	0-2	—	0-0	—	0-0	—	1	0	1	0.2	1	0	2	1	0	0	0	0.0
2006-07	5	0	4	0.8	0-2	—	0-0	—	0-0	—	0	0	0	0.0	1	0	0	1	0	0	0	0.0
<b>TOTAL</b>	<b>11</b>	<b>0</b>	<b>11</b>	<b>1.0</b>	<b>0-4</b>	<b>—</b>	<b>0-0</b>	<b>—</b>	<b>0-0</b>	<b>—</b>	<b>1</b>	<b>0</b>	<b>1</b>	<b>0.1</b>	<b>2</b>	<b>0</b>	<b>2</b>	<b>2</b>	<b>0</b>	<b>0</b>	<b>0</b>	<b>0.0</b>



## 45 • Craig Kuphall

Senior  
Guard  
6-2  
185  
Menomonee Falls, Wis.  
Wisconsin Lutheran

<b>Points</b>	2, Detroit (11/14)
<b>Rebounds</b>	1, Detroit (11/14)
<b>Field Goals</b>	—
<b>FG Attempts</b>	—
<b>Three FG</b>	—
<b>Three FG Att.</b>	—
<b>Free Throws</b>	2, Detroit (11/14)
<b>Free Throw Att.</b>	2, Detroit (11/14)
<b>Assists</b>	—
<b>Steals</b>	—
<b>Blocks</b>	—
<b>Minutes</b>	5, Eastern Mich. (11/18)

### Career & Season Highs

**2006-07:** First season as a walk on after trying out four times ... recorded two points against Detroit (Nov. 14) in first career game.

### Kuphall's Career Stats

Year	GP	GS	Min	Avg	FG-FGA	Pct	3FG-FGA	Pct	FT-FTA	Pct	Off	Def	Tot	Avg	PF	FO	Ast	TO	Blk	Stl	Pts	Avg
2006-07	5	0	14	2.8	0-0	—	0-0	—	2-2	100.0	0	2	2	0.4	2	0	1	1	0	0	2	0.4
<b>TOTAL</b>	<b>5</b>	<b>0</b>	<b>14</b>	<b>2.8</b>	<b>0-0</b>	<b>—</b>	<b>0-0</b>	<b>—</b>	<b>2-2</b>	<b>100.0</b>	<b>0</b>	<b>2</b>	<b>2</b>	<b>0.4</b>	<b>2</b>	<b>0</b>	<b>1</b>	<b>1</b>	<b>0</b>	<b>0</b>	<b>2</b>	<b>0.4</b>