

2004-05 MARYLAND BASKETBALL COACH & PLAYER PROFILES

Record: 19-13; ACC: 7-9 (as of April 1, 2005)



Players are listed in numerical order, by jersey number:

No.	Individual	Page
	Gary Williams	2
#4	Travis Garrison	4
#5	D.J. Strawberry	5
#11	John Gilchrist	6
#12	Sterling Ledbetter	7
#13	Chris McCray	8
#15	James Gist	9
#20	Darien Henry	10
#21	Mike Grinnon	11
#22	Nik Caner-Medley	12
#23	Mike Jones	13
#25	Ekene Ibekwe	14
#31	Will Bowers	15
#33	Gini Chukura	16

HEAD COACH

Gary WILLIAMS

16th Season at Maryland • 27th Season Overall • Maryland '68



Since returning to the College Park campus in 1989, Gary Williams (Maryland '68) has led his alma mater's basketball program from a period of troubled times to an era of national prominence. With 11 straight NCAA tournament berths, seven Sweet Sixteen appearances, a pair of consecutive Final Four showings, and the 2002 national championship – the first of its kind in Maryland basketball history – Williams and his staff have literally forged what is now more than a decade of dominance in college basketball's most storied and competitive conference.

During the 2003-04 season, with the youngest Maryland team in a decade, Williams focused on teaching and guided the Terps to success with one of his most brilliant coaching performances ever. Challenges were met and overcome every day on the practice floor and every night on the sideline. The result: an 11th consecutive NCAA berth, an eighth-straight 20-win season, and the first ACC Tournament title for the Terrapins in 20 years. Williams recorded the 300th victory at his alma mater, and knocked off a top-ranked team for the third straight year – the Terps' victory

at No. 1 Florida on Dec. 10 gave Williams his sixth career win over a top-ranked squad, the most of any active coach in America. With an overall record of **541-306**, he is tied as the 14th-winningest active coach in NCAA Division I.

Williams, heralded as the Atlantic Coast Conference Coach of the Year during the Terps' 2002 championship run, is one of just 10 active coaches in America to boast a national title and one of only two in the conference. He has become the sixth-winningest coach in ACC history after transforming the Maryland program into one of the nation's most formidable, and building a Baltimore-D.C. area following that has consistently resulted in packed arenas. After demolishing attendance records with sellout crowds during the final years of Maryland basketball at Cole Field House, Williams' Terps have finished fifth in the nation in the last two seasons in terms of home attendance. The Terrapins played in front of 299,391 fans in 2004-05, their third season at Comcast Center. Maryland sold out all 15 of its home games in the regular-season, and hosted the first three rounds of the Postseason NIT. Maryland has set attendance records in each of the last two seasons.

- In September, Williams joined Washington Redskins great Darrell Green and Washington Sports and Entertainment Chairman and CEO Abe Pollin as the inaugural inductees into the new Greater Washington Sports Hall of Champions.

- In June of 2005, Williams will be inducted into the University of Maryland's Alumni Hall of Fame, receiving the university's highest alumni honor. Williams was inducted into the Terps' Sports Hall of Fame in 1999.

- Williams is one of only five coaches in NCAA Division I to have led his team to each of the past 11 NCAA Tournaments. He is one of just six coaches to reach the NCAA Sweet Sixteen

NCAA Division I Coaching Wins, Active Coaches (prior to 2004-05 season)

No.	Coach	Victories
1.	Bob Knight, Texas Tech	832
2.	Lou Henson, New Mexico St.	775
3.	Eddie Sutton, Oklahoma St	755
4.	Lute Olson, Arizona	710
5.	John Chaney, Temple	708
6.	Mike Krzyzewski, Duke	694
7.	Jim Calhoun, Connecticut	680
8.	Jim Boeheim, Syracuse	676
9.	Hugh Durham, Jacksonville	617
10.	Billy Tubbs, Lamar	606
11.	Tom Davis, Drake	555
12.	Bob Huggins, Cincinnati	542
13.	Tom Penders, Houston	527
14.	Gene Keady, Purdue	524
15.	Homer Drew, Valparaiso	523
16.	Gary Williams, Maryland	522
17.	Ben Braun, California	490
18.	Pat Douglass, UC Irvine	482
19.	Dick Bennett, Washington St.	467
20.	Rick Byrd, Belmont	459
21.	Bo Ryan, Wisconsin	451

Most 20-Win Seasons, Active Coaches (prior to 2004-05 season)

1.	Bob Knight, Texas Tech	27
T2.	Jim Boeheim, Syracuse	26
	Lute Olson, Arizona	26
4.	Eddie Sutton, Oklahoma St.	24
5.	Lou Henson, New Mexico St.	20
	Mike Krzyzewski, Duke	20
7.	Jim Calhoun, Connecticut	19
8.	Billy Tubbs, Lamar	18
9.	Bob Huggins, Cincinnati	17
10.	Tom Davis, Drake	16
T11.	Gary Williams, Maryland	15
	John Chaney, Temple	15
T13.	Gene Keady, Purdue	14
	Roy Williams, North Carolina	14

Current Consecutive NCAA Tournament Appearances

1.	Lute Olson, Arizona, 1985-2004	20
2.	Roy Williams, Kansas & North Carolina, 1990-2004	15
3.	Bob Huggins, Cincinnati, 1992-2004	13
4.	Gary Williams, Maryland, 1994-2004	11
	Tubby Smith, Tulsa, Georgia & Kentucky, 1994-2004	11

Career NCAA Tournament Wins, Active Coaches (prior to 2004-05 season)

1.	Mike Krzyzewski, Duke	64
2.	Bob Knight, Texas Tech	43
3.	Lute Olson, Arizona	42
4.	Jim Boeheim, Syracuse	40
T5.	Jim Calhoun, Connecticut	35
	Eddie Sutton, Oklahoma St.	35
	Roy Williams, North Carolina	35
8.	Rick Pitino, Louisville	27
9.	Gary Williams, Maryland	26
10.	Tubby Smith, Kentucky	24

Wins In ACC Conference Games (prior to 2004-05 season)

1.	Dean Smith, North Carolina	879
2.	Mike Krzyzewski, Duke	621
3.	Bobby Cremins, Georgia Tech	354
4.	Charles "Lefty" Driesell, Maryland	348
5.	Terry Holland, Virginia	326
6.	Gary Williams, Maryland	315
7.	Norman Sloan, NC State	266
8.	Frank McGuire, UNC & USC	264
9.	Dave Odom, Wake Forest	240
10.	Carl Tacy, Wake Forest	222

WILLIAMS

coaching records

Overall:	541-306
At Maryland:	334-178
Since 1993-94:	273-121
At Cole Field House:	155-35*
Non-Conference At Cole Field House	87-1
At Comcast Center:	42-9
Non-Conference At Comcast Center	25-1

* Does not count two losses at Cole while coaching American and Boston College

Year-By-Year Head Coaching Record

Year	School	Overall			Conference			Finish	NCAA Tournament Participation
		W	L	Pct.	W	L	Pct.		
1978-79	American	14	13	.519	7	4	.636	4th	
1979-80	American	13	14	.481	5	6	.455	5th	
1980-81	American	24	6	.800	11	0	1.000	1st	
1981-82	American	21	9	.700	8	3	.727	3rd	
1982-83	Boston Coll.	25	7	.781	12	4	.750	T-1st NCAA West Region Semifinals (1-1)	
1983-84	Boston Coll.	18	12	.600	8	8	.500	4th	
1984-85	Boston Coll.	20	11	.645	7	9	.438	6th NCAA Midwest Region Semifinals (2-1)	
1985-86	Boston Coll.	13	15	.464	4	12	.250	7th	
1986-87	Ohio State	20	13	.606	9	9	.500	6th NCAA Southeast Region Second Round (1-1)	
1987-88	Ohio State	20	13	.606	9	9	.500	6th	
1988-89	Ohio State	19	15	.559	6	12	.333	8th	
1989-90	Maryland	19	14	.576	6	8	.429	T-5th	
1990-91	Maryland	16	12	.571	5	9	.357	7th	
1991-92	Maryland	14	15	.483	5	11	.313	8th	
1992-93	Maryland	12	16	.429	2	14	.125	8th	
1993-94	Maryland	18	12	.600	8	8	.500	T-4th NCAA Midwest Region Semifinals (2-1)	
1994-95	Maryland	26	8	.765	12	4	.750	T-1st NCAA West Region Semifinals (2-1)	
1995-96	Maryland	17	13	.567	8	8	.500	T-4th NCAA West Region First Round (0-1)	
1996-97	Maryland	21	11	.656	9	7	.563	T-4th NCAA Southeast Region First Round (0-1)	
1997-98	Maryland	21	11	.656	10	6	.625	3rd NCAA West Region Semifinals (2-1)	
1998-99	Maryland	28	6	.824	13	3	.813	2nd NCAA South Region Semifinals (2-1)	
1999-00	Maryland	25	10	.714	11	5	.688	2nd NCAA Midwest Region Second Round (1-1)	
2000-01	Maryland	25	11	.694	10	6	.625	3rd NCAA Final Four, West Region Champions (4-1)	
2001-02	Maryland	32	4	.889	15	1	.938	1st NCAA Final Four, NATIONAL CHAMPIONS (6-0)	
2002-03	Maryland	21	10	.677	11	5	.688	T-2nd NCAA South Region Semifinals (2-1)	
2003-04	Maryland	20	12	.625	7	9	.438	6th NCAA Phoenix Region Second Round (1-1)	
2004-05	Maryland	19	13	.594	7	9	.438	T-6th	
4 Years	American	72	42	.632	31	13	.705		
4 Years	Boston Coll.	76	45	.628	31	33	.484	NCAA — 3-2	
3 Years	Ohio State	59	41	.590	24	30	.444	NCAA — 1-1	
16 Years	Maryland	334	178	.652	139	113	.552	NCAA — 22-10 (.688)	
27 Years	Overall	541	306	.639	225	189	.543	NCAA — 26-13 (.667)	

MARYLAND TERRAPINS HEAD COACH PROFILE

in seven of the last 11 years (1994 to 2004). He joins Lute Olson and Tubby Smith as the only NCAA champion coaches on both lists.

- In guiding his 2004 Terrapins to the ACC Tournament title, Williams became the third coach in league history to lead his team to victory over the top three seeds: No. 3 Wake Forest, No. 2 NC State and No. 1 Duke. By overcoming a 21-point first half deficit against the Wolfpack, Williams engineered the greatest comeback in the 51-year history of the ACC Tournament.

- He is one of six college basketball coaches since 1980 to guide his alma mater to the Final Four and was the first since 1974 to lead his alma mater to a national title.

- He is one of only three active coaches in America, and just the 12th overall, to guide his alma mater to two Final Four appearances. He was only the eighth to guide his alma mater to consecutive Final Fours and the first since Houston's Guy Lewis in 1982, 1983 and 1984.

- A winner of nearly 70 percent of his NCAA Tournament games while at Maryland, he ranks ninth among active coaches in NCAA Tournament winning percentage overall (26-13, .667), and 10th in wins (26).

- With a victory over No. 1 Florida in Gainesville on Dec. 10, 2003, he is the winningest coach in the nation against top-ranked opponents (6).

- With his 500th win at NC State on March 2, 2003, the 1968 Maryland grad became the sixth ACC alumnus in conference history to amass as many as 500 coaching victories.

- With 334 wins as Maryland's head coach, Williams is only the sixth mentor in Atlantic Coast Conference history to pass the 300-victory milestone.

NATIONAL PROMINENCE

For Williams, now in his 16th season, the accomplishments of the past 11 years have been particularly sweet for a coach whose roots with the program extend to his playing days in the late 1960s, and whose earliest seasons as head coach were tormented by NCAA sanctions he inherited. The Final Four architect and ACC championship mentor is himself a Maryland alum, who found glory for a program whose history is filled with a myriad of some of the most prominent names in college basketball annals: Shue, Lucas, Elmore, McMillen, Albert King, Bias, Buck Williams and Walt Williams.

Guiding his Maryland team to the 2004 ACC title remains a poignant source of pride for Williams and all of the Terrapin faithful. Coaching the most youth-filled team in college basketball to an incredible weekend of success, in a year where the ACC was rated the nation's most competitive conference, is not an accomplishment soon to be forgotten by Maryland's fans or the coach himself. The weekend featured three hard-fought, instant-classic contests. In the end, the Terrapins emerged victorious, with their first tournament title since 1984 and only the third in the storied history of the Maryland program. In only three days – three days that were the result of a season's worth of determination, diligence and lessons learned – the Terps were transformed from a team teetering on the edge of the NCAA bubble to a No. 4 seed in the national tournament.

The excitement of the 2004 ACC Tournament conjured images of the Terrapins NCAA title run only two years earlier. Williams followed a remarkable 2001 Final Four season by compiling the most wins in Maryland history, going 32-4 in 2002. He engineered the school's best regular season ever (25-3), its first outright ACC regular season title since 1980, its first No. 1 seed in an NCAA Tournament, and a return to the Final Four. He earned billing as the league's coach of the year for the first time in his career and later was honored with various national awards, the



Victor Award and the New York Athletic Club's Winged Foot Award as the coach of the national champions.

The rise of the Maryland program has run parallel with Williams' ascent among the most notable in the collegiate coaching fraternity. Williams is one of only five coaches to boast a string of 11 consecutive trips to the NCAA Tournament, and one of six to reach the NCAA's Sweet Sixteen in seven of the last 11 years.

As the Maryland coach, Williams has produced more than 20 wins in nine of his last 10 seasons, and a school-record eight straight. Williams' 15 career 20-win seasons ties him for 11th among active coaches.

Williams, 334-178 at Maryland, boasts a 541-306 overall record including four years at American (1979-82), four at Boston College (1983-86) and three at Ohio State (1987-89). In 26 seasons as a Division I head coach, Williams has coached in 14 NCAA Tournaments and guided nine different teams to the NCAA Sweet Sixteen. One of 26 coaches ever to take three different schools to the NCAA Tournament, Williams has guided teams to the NIT or NCAA Tournament at each of his four coaching stops.

During his run of 11 straight NCAA tournaments at Maryland, he has forged his way to becoming the winningest NCAA Tournament coach in Maryland history with 22 wins and 10 losses – nearly 70 percent. He boasts a 26-13 NCAA Tournament record overall, and has carried Maryland to the Sweet Sixteen in five of the past seven years.

TERP ALUMNUS

Williams is one of four 500-win coaches who now engineer the programs at their respective alma maters (Lou Henson, New Mexico State; Eddie Sutton, Oklahoma State; Jim Boeheim, Syracuse). They also are the only active coaches to direct their alma maters to at least one Final Four appearance, with Williams, Boeheim and Sutton making multiple showings with their alma maters.

In 2001, Williams became just the sixth coach since 1980 to direct his alma mater to the Final Four. A year later, he became the first coach since 1974 to guide his alma mater to a national title. Williams is the only active coach to take his alma mater to consecutive Final Four appearances. He is only the eighth mentor ever to guide his alma mater to consecutive Final Fours, and the first since Houston's Guy Lewis in 1982, 1983 and 1984.

A former Terrapin point guard, Williams was a starter under coach Bud Millikan during the 1965, 1966 and 1967 seasons. He was the team captain as a senior and still lists one of his most memorable basketball moments as his experience as a spectator at the 1966 national championship game conducted at Maryland's legendary Cole Field House, between Texas Western and Kentucky.

Coaches Guiding Their Alma Maters To National Championships

Phog Allen, Kansas	1952
Jim Boeheim, Syracuse	2003
Bud Foster, Wisconsin	1941
Howard Hobson, Oregon	1939
Ed Jucker, Cincinnati	1961, 1962
Branch McCracken, Indiana	1940, 1953
Vadal Peterson, Utah	1944
Norm Sloan, NC State	1974
Fred Taylor, Ohio State	1960
Gary Williams, Maryland	2002

Coaches Guiding Their Alma Maters To The Final Four Since 1980

Jim Boeheim, Syracuse	1987, 1996, 2003
Lou Carnesecca, St. John's	1985
Guy Lewis, Houston	1982, 1983, 1984
Eddie Sutton, Oklahoma State	1995, 2004
Gary Williams, Maryland	2001, 2002
Richard Williams, Mississippi State	1996

Turnaround Under Williams

Last 11 Years	Overall	ACC
1994-95	26-8 (.765)	12-4 (.750)
1995-96	17-13 (.567)	8-8 (.500)
1996-97	21-11 (.656)	9-7 (.563)
1997-98	21-11 (.656)	10-6 (.625)
1998-99	28-6 (.824)	13-3 (.813)
1999-00	25-10 (.714)	11-5 (.688)
2000-01	25-11 (.694)	10-6 (.625)
2001-02	32-4 (.889)	15-1 (.938)
2002-03	21-10 (.677)	11-5 (.688)
2003-04	20-12 (.625)	7-9 (.438)
2004-05	19-13 (.594)	7-9 (.438)
Totals	255-109 (.701)	113-63 (.642)

First 5 Years	Overall	ACC
Totals	79-69 (.534)	26-50 (.342)

Most Victories Under Williams

Season	W	L	Pct.	School
2001-02	32	4	.889	Maryland
1998-99	28	6	.824	Maryland
1994-95	26	8	.765	Maryland
1982-83	25	7	.781	Boston College
1999-00	25	10	.714	Maryland
2000-01	25	11	.694	Maryland
1980-81	24	6	.800	American

Winning Percentage Under Williams

Season	W	L	Pct.	School
2001-02	32	4	.889	Maryland
1998-99	28	6	.824	Maryland
1980-81	24	6	.800	American
1982-83	25	7	.781	Boston College
1994-95	26	8	.765	Maryland
1999-00	25	10	.714	Maryland
1981-82	21	9	.700	American

Williams' Milestone Victories


Victory #	Opponent, Score	School
No. 1	Catholic, 83-68	American
No. 50	Drexel, 62-60	American
No. 100	New Hampshire, 97-64	Boston College
No. 150	Bowling Green, 89-52	Ohio State
No. 200	Northwestern, 100-89	Ohio State
No. 250	#10 North Carolina, 82-80	Maryland
No. 300	at NC State, 84-67	Maryland
No. 350	#13 Clemson, 76-61	Maryland
No. 400	San Francisco, 71-61	Maryland
No. 450	#16 Temple, 82-74	Maryland
No. 500	NC State, 68-65	Maryland

In The Sagarin Power Rankings

Year	Schedule Ranking	Team Ranking
1995	19	8
1996	16	28
1997	15	11
1998	1	11
1999	22	5
2000	21	24
2001	12	6
2002	20	3
2003	54	18
2004	3	19

4 Travis GARRISON

F • 6-8 • 238 • Jr. • Suitland, Md. (DeMatha)



Career Highs

Category	#	Opponent	Date
Points	21	vs. Jackson State	11/19/04
FG	8	vs. Duke	2/12/05
FGA	16	vs. Davidson-NIT	3/23/05
3FG	3	vs. Duke-ACC	3/14/04
3FGA	5	at North Carolina	1/8/05
FT	9	vs. TCU-NIT	3/26/05
	9	vs. Jackson State	11/19/04
FTA	12	TCU-NIT	3/26/05
	12	vs. Hofstra	11/29/03
Rebounds	15	vs. Georgia Tech	1/30/05
Assists	4	vs. Florida State	2/8/04
Blocks	4 (5x)	last vs. South Carolina-NIT	3/29/05
Steals	3	vs. Duquesne	11/30/02
Minutes	38	vs. Duke	2/12/05

Bold denotes career high tied or established during the 2004-05 season.

Miscellaneous Statistics

Category	04-05	Car.	Last Time...
Double-Figure Scoring	16	30	15 vs. So.Car.-NIT, 3/29/05
20-plus points	2	2	20 at Virginia, 2/19/05
10-plus rebounds	7	9	10 vs. So.Car.-NIT, 3/29/05
Double-Double	4	5	15-10 vs. So.Car.-NIT, 3/29/05

2004-05 Season

- Led team in rebounding at 6.5 rpg... At least 5 rebs in 25 of Terps' 32 games... 11.9 ppg over final 11 games.
- Led team in scoring (15.0), rebounding (9.3) in four Postseason NIT games.
- Finished with third double-double in four NIT games with 15 points, 10 rebounds vs. South Carolina in semis.
- Hit double-double with 15 points, 10 rebounds vs. TCU in quarterfinal (Mar. 23).
- Posted double-double with 18 points, 11 boards in NIT win vs. Oral Roberts (Mar. 16)... Also had 4 blocks.
- Scored 20 points with eight rebounds in 2OT win at Virginia (Feb. 19).
- Averaged 16.0 in four-game stretch from Feb. 12-22.
- First double-double of season came with 17 points, 11 rebounds in win over No.7 Duke (Feb. 12).
- Two FTs in final seconds sent Miami game into OT (Feb. 5).
- Career-high 15 rebounds in win vs. No.21 Georgia Tech (Jan. 30)... Most by a Maryland player this season.
- Went 5-for-6 at FT line to cap 9-point game in win over No.2 Duke (Jan. 26)... Also had 5 boards in 19 mins. off bench.
- Had eight points and team-high nine rebounds with three blocks in win over Virginia (Jan. 19).
- Career-high 11 rebounds with eight points in only 19 minutes vs. Liberty (Dec. 28)... Also had three blocks.
- Scored a career-high 21 points on 6-of-10 shooting and 9-of-9 free throws vs. Jackson St. (Nov. 19).
- Terps Italian Tour MVP: 16.4 ppg, 11.0 rpg.

2003-04 Season

- Averaged 7.8 points and 5.2 rebounds, earning 25 starts and averaging 21.8 minutes per outing.
- Earned second team ACC All-Tournament honors after posting 13.0 points and 6.3 rebounds during the Terps's weekend run.
- Then career-high 19 points vs. Duke in the ACC title game. Made three 3-pointers.
- Game-winning jumper that sank No.1 Florida was his field goal of the game.

2002-03 Season

- Averaged 4.0 points and 3.1 rebounds in first season.
- In three NCAA Tournament games, scored five points and grabbed seven rebounds (including 5 pts, 5 rebs in second-round victory over Xavier).
- Eight points and eight rebounds against UMBC, while making first college start.
- Team-high six rebounds in college debut vs. Miami (11/24/02). He also led all newcomers with 22 minutes in that game, and finished with eight points.

Noteworthy

- McDonald's All-American at DeMatha High School under legendary coach Morgan Wootten. He was the first D.C.-area star named to the annual all-star game since former DeMatha players Keith Bogans and Joe Forte in 1999.
- Led DeMatha to a 31-3 record as a senior while averaging 17.7 points, 13 rebounds and four blocks as the Slags won a second straight D.C. city title.


2004-05 Game-By-Game Statistics

Date	Opponent	G-GS	Min	FG-A	Pct	3FG-A	Pct	FT-A	Pct	O-D	Reb	PF	Ast	TO	Blk	Stl	Pts
N19	JACKSONSTATE	1-1	19	6-10	.600	0-1	.000	9-9	1.000	2-5	7	0	1	1	1	1	21
N23	MERCER	1-1	18	2- 8	.250	0-0	.000	0-0	.000	1-4	5	3	2	2	0	0	4
N26	vs. Memphis	1-1	24	2- 9	.222	0-0	.000	5-6	.833	7-3	10	3	0	2	1	1	9
N30	atWisconsin	1-1	33	4- 8	.500	1-2	.500	2-2	1.000	3-4	7	2	1	1	1	0	11
D4	vs. George Mason	1-1	20	1- 3	.333	0-0	.000	0-0	.000	2-4	6	4	0	3	1	1	2
D5	vs. George Washington	1-1	30	5- 9	.556	0-0	.000	2-3	.667	4-3	7	5	2	1	0	0	12
D12	UNCASHEVILLE	1-1	26	7-10	.700	0-0	.000	1-1	1.000	2-3	5	1	1	3	3	0	15
D19	FLORIDA STATE	1-1	17	2- 6	.333	0-2	.000	0-0	.000	0-4	4	5	1	0	1	0	4
D23	AMERICAN	1-1	26	5- 7	.714	2-2	1.000	2-2	1.000	2-4	6	0	2	1	2	0	14
D28	LIBERTY	1-1	19	3- 7	.429	0-0	.000	2-2	1.000	4-7	11	2	0	0	3	0	8
J4	MOUNTST. MARYS	1-1	28	4-12	.333	2-3	.667	5-6	.833	5-2	7	1	1	1	1	0	15
J8	at North Carolina	1-1	24	5-12	.417	1-5	.200	2-4	.500	2-1	3	1	0	1	1	1	13
J11	at Wake Forest	1-1	22	4- 7	.571	0-0	.000	0-0	.000	1-5	6	5	0	0	2	1	8
J15	TEMPLE	1-1	26	1- 4	.250	1-2	.500	3-4	.750	1-4	5	0	2	2	0	0	6
J19	VIRGINIA	1-1	27	3- 6	.500	0-1	.000	2-2	1.000	1-8	9	3	0	2	3	2	8
J23	NC STATE	1-1	26	3- 5	.600	0-0	.000	5-6	.833	3-2	5	2	1	3	1	0	11
J26	atDuke	1-0	19	2- 4	.500	0-0	.000	5-6	.833	2-3	5	4	0	2	1	0	9
J30	GEORGIATECH	1-1	33	2- 2	1.000	1-1	1.000	2-2	1.000	1-14	15	3	2	1	0	0	7
F1	atClemson	1-1	21	1- 4	.250	0-2	.000	2-4	.500	1-1	2	5	1	0	0	0	4
F5	atMiami	1-1	31	3- 8	.375	0-0	.000	2-2	1.000	3-4	7	4	0	3	1	0	8
F8	VIRGINIA TECH	1-1	13	0- 5	.000	0-1	.000	2-2	1.000	0-1	1	4	1	0	0	0	2
F12	DUKE	1-1	38	8-15	.533	1-2	.500	0-0	.000	5-6	11	3	1	2	4	0	17
F16	at NC State	1-1	21	4-10	.400	0-1	.000	3-3	1.000	2-3	5	2	1	1	0	0	11
F19	at Virginia	1-1	37	6-11	.545	1-1	1.000	7-8	.875	0-8	8	5	2	2	2	2	20
F22	CLEMSON	1-1	30	6-13	.462	0-2	.000	4-5	.800	5-2	7	5	2	3	2	0	16
F27	NORTH CAROLINA	1-1	23	0- 5	.000	0-0	.000	1-2	.500	2-1	3	4	0	2	3	1	1
M5	at Virginia Tech	1-1	10	1- 2	.500	1-1	1.000	0-0	.000	0-0	0	1	0	3	0	0	3
M10	vs. Clemson (ACC)	1-0	10	0- 0	.000	0-0	.000	3-4	.750	1-2	3	5	1	2	0	1	3
M16	ORAL ROBERTS (NIT)	1-1	21	7-14	.500	1-2	.500	3-4	.750	7-4	11	3	0	2	4	0	18
M23	DAVIDSON (NIT)	1-1	23	5-16	.313	0-0	.000	2-2	1.000	4-2	6	2	0	1	0	1	12
M26	TCU (NIT)	1-1	27	3- 6	.500	0-1	.000	9-12	.750	2-8	10	2	2	1	1	0	15
M29	vs. South Carolina (NIT)	1-1	35	7-14	.500	0-0	.000	1-2	.500	1-9	10	3	0	0	4	0	15

Career Statistics

Year	G-GS	Min-Avg	FG-A	Pct	3FG-A	Pct	FT-A	Pct	Off-Def	Reb-Avg	PF-FO	Ast	TO	Blk	Stl	Pts-Avg
2002-03	30- 6	362-12.1	45- 96	.469	3- 9	.333	26- 38	.684	32- 61	93-3.1	71-2	15	18	25	12	119- 4.0
2003-04	32-25	696-21.8	87-210	.414	15-42	.357	62- 85	.729	78- 87	165-5.2	91-3	21	43	36	16	251- 7.8
2004-05	32-30	777-24.3	112-252	.444	12-32	.375	86-105	.819	76-131	207-6.5	92-7	27	48	43	12	322-10.1
TOTALS	94-61	1835-19.5	244-558	.437	30-83	.361	174-228	.763	186-279	465-4.9	254-12	63	109	104	40	692- 7.4

5 D.J. STRAWBERRY



Season and Career Highs

Category	#	Opponent/Date
Points	17	vs. Pepperdine, 12/14/03
FG	7	vs. Clemson, 2/24/04
	7	vs. Pepperdine, 12/14/03
FGA	9	vs. Clemson, 2/24/04
	9	at North Carolina, 2/15/04
	9	at Florida State, 12/28/03
3FG	3	vs. UNC Asheville, 12/12/04
3FGA	4	vs. Jackson State, 11/19/04
FT	6	vs. Wake-ACC, 3/12/04
FTA	11	at Virginia, 2/4/04
Rebounds	6	vs. UTEP-NCAA, 3/18/04
Assists	4	vs. Mercer, 11/23/04
	4	vs. Duke, 1/21/04
	4	vs. George Mason, 11/25/03
Blocks	2	(5x) last vs. Syracuse-NCAA, 3/20/04
Steals	4	(5x) last vs. Florida State, 12/19/04
Minutes	31	vs. Florida State, 12/19/04

Bold denotes career high tied or established during the 2004-05 season.

Miscellaneous Statistics

Category	04-05	Car.	Last Time...
Double-Figure Scoring	5	9	11 vs. Florida State, 12/19/04
20-plus points	0	0	
10-plus rebounds	0	0	
Double-Doubles	0	0	

G • 6-5 • 190 • So. • Corona, Calif. • (Mater Dei)

2004-05 Season

- Started three of the four games prior to suffering a season-ending knee injury in practice on Jan. 17.
- One of six Terps in double figures (11 points) in win over Florida State in ACC opener (Dec. 19)... Crucial steal and bucket gave Maryland its first lead in overtime... Also had four boards... Four steals matched a career-high.
- At least two assists in nine of the Terps' first 11 games.
- Had 13 points, three steals, three assists on 5-for-5 shooting (3-for-3 behind arc) in 17 mins. vs. UNC Asheville.
- Scored in double figures in the first two games of the season, with 11 pts vs. Jackson State (Nov. 19) and 13 vs. Mercer (Nov. 23).
- Shooting 12-for-16 (.750) free throws on the season vs. a .526 mark as a rookie.

2003-04 Season

- Honorable mention ACC All-Freshman team member that averaged 6.2 points and 20.0 minutes per game.
- Career-high 17 points came vs. Pepperdine on 7-of-8 shooting from the field.
- Recorded at least one steal in 24 games and finished the season with 51 thefts.

Noteworthy

- Dynamic hard-nosed defender and excellent playmaker.
- Versatile player at shooting guard.
- Top-100 prospect by a number of recruiting services coming out of famous Mater Dei HS.
- Averaged 13.1 ppg for Mater Dei team that went 35-2 and won California Interscholastic Federation title as a senior.
- First team All-CIF as a senior.
- Guarded LeBron James when Monarchs faced St. Vincent's-St. Mary's... Held James to .333 shooting from floor, 0-for-8 behind arc and forced James into seven turnovers.
- Son of Lisa Watkins and former major-league baseball player Darryl Strawberry.

2004-05 Game-By-Game Statistics


Date	Opponent	G-GS	Min	FG-A	Pct	3FG-A	Pct	FT-A	Pct	O-D	Reb	PF	Ast	TO	Blk	Stl	Pts
N19	JACKSON STATE	1-0	26	3-8	.375	2-4	.500	3-4	.750	0-2	2	2	3	2	1	2	11
N23	MERCER	1-0	20	4-5	.800	1-2	.500	4-5	.800	0-0	0	1	4	3	0	2	13
N26	vs. Memphis	1-0	21	3-5	.600	0-1	.000	2-2	1.000	0-2	2	1	2	2	0	3	8
N30	at Wisconsin	1-0	24	1-4	.250	0-0	.000	0-0	.000	0-1	1	3	2	0	0	0	2
D4	vs. George Mason	1-0	21	2-7	.286	0-1	.000	3-5	.600	0-0	0	2	1	2	0	1	7
D6	vs. George Washington	1-0	27	4-8	.500	0-2	.000	2-6	.333	0-2	2	2	2	5	1	3	10
D12	UNC ASHEVILLE	1-0	17	5-5	1.000	3-3	1.000	0-0	.000	1-2	3	1	3	2	1	3	13
D19	FLORIDA STATE	1-0	31	3-8	.375	0-1	.000	5-8	.625	2-2	4	2	2	4	0	4	11
D23	AMERICAN	1-0	16	1-2	.500	1-2	.500	1-2	.500	0-2	2	2	3	3	0	0	4
D28	LIBERTY	1-0	20	3-6	.500	0-3	.000	1-3	.333	0-0	0	2	3	0	0	0	7
J4	MOUNT ST. MARY'S	1-1	20	0-4	.000	0-2	.000	2-2	1.000	0-2	2	1	1	0	0	1	2
J8	at North Carolina	1-0	18	4-8	.500	0-1	.000	0-0	.000	0-1	1	3	0	3	0	2	8
J11	at Wake Forest	1-1	18	1-5	.200	0-3	.000	0-0	.000	0-1	1	1	1	2	0	1	2
J15	TEMPLE	1-1	21	0-3	.000	0-1	.000	2-4	.500	0-3	3	2	2	0	0	2	2
J19	VIRGINIA	dnp-inj															
J23	NC STATE	dnp-inj															
J26	at Duke	dnp-inj															
J30	GEORGIA TECH	dnp-inj															
F1	at Clemson	dnp-inj															
F5	at Miami	dnp-inj															
F8	VIRGINIA TECH	dnp-inj															
F12	DUKE	dnp-inj															
F16	at NC State	dnp-inj															
F19	at Virginia	dnp-inj															
F22	CLEMSON	dnp-inj															
F27	NORTH CAROLINA	dnp-inj															
M5	at Virginia Tech	dnp-inj															
M10	vs. Clemson (ACC)	dnp-inj															
M16	ORAL ROBT'S. (NIT)	dnp-inj															
M23	DAVIDSON (NIT)	dnp-inj															
M26	TCU (NIT)	dnp-inj															
M29	vs. South Car. (NIT)	dnp-inj															

Career Statistics

Year	G-GS	Min-Avg	FG-A	Pct	3FG-A	Pct	FT-A	Pct	Off-Def	Reb-Avg	PF-FO	Ast	TO	Blk	Stl	Pts-Avg
2003-04	31-3	620-20.0	68-139	.489	6-22	.273	50-95	.526	35-52	87-2.8	66-2	41	47	18	51	192-6.2
2004-05	14-3	300-21.4	34-78	.436	7-26	.269	25-41	.610	3-20	23-1.6	25-0	29	28	3	24	100-7.1
TOTALS	45-6	920-20.4	102-217	.470	13-48	.271	75-136	.551	38-72	110-2.4	91-2	70	75	21	75	292-6.5

11 John GILCHRIST

G • 6-3 • 194 • Jr. • Virginia Beach, Va. (Salem)



2004-05 Season

- Led team in assists (153)... Led or tied for team in assists in 24 of 32 games this season.
- Scored his 1,000th career point against North Carolina (Feb. 27) in the midst of a 13-point, five-assist performance.
- Fifth double-double with 12 points, 10 rebounds vs. Clemson (Feb. 22).
- Led Terps with 22 points in 2OT win at Virginia (Feb. 19)... Also had nine boards, six assists, 5-for-5 FTs.
- Double-double for second straight game with 19 points, 10 rebs in win vs. No.7 Duke (Feb. 12).
- Career-high 10 assists in win over Virginia Tech (Feb. 8), hitting double-double with 19 points (7-for-7 FTs).
- Had 15 points, seven assists, five boards in win vs. No.21 Georgia Tech (Jan. 30).
- String of five straight 20-point games (22.8 ppg, .557 FG%, 12-for-24 3FGs) ended vs. Mount St. Mary's (Jan. 4).
- Season-high 28 points, including 5-for-9 behind the arc vs. Liberty (Dec. 28).
- Had 15 of game-high 20 points in second half vs. American (Dec. 23).
- Led Terps in points (21), rebounds (13), assists (8) in win over Florida State (Dec. 19) in ACC opener... Two FTs with 6.6 seconds left in OT were game-winning points... Second double-double of year & career... Career-high on boards.
- Went 8-for-9 from floor, 5-for-5 from line vs. UNC Asheville in Comcast Center win (Dec. 12).
- 2004 Hall of Fame Tip-Off Classic MVP after a 16-point, 10-rebound, 7-assist, 5-steal performance against the Memphis Tigers (Nov. 26).

2003-04 Season

- 2004 ACC Tournament MVP after a three-day average of 24.0 points, 6.3 assists, 5.3 rebounds, a .634 FG% and a .643 mark from 3pt range.
- ACC third team all-league selection after leading the Terps in scoring (15.4 ppg), assists (5.0 apg) and steals (1.8 spg).
- First Terp point guard to lead Maryland in scoring since John Lucas in 1973-74.

2002-03 Season

- Powerfully built player who saw time at both guard positions during his first college season.
- In NCAA Tournament, averaged 5.3 ppg and shot .833 (5-6) from field and .857 (6-7) from the charity stripe.
- Had six points and three assists in 15 minutes vs. UNC Wilmington in NCAA first-round game.

Noteworthy

- Four-year varsity starter at Salem (Va.) High School and a two-time AP AAA Player of the Year in Virginia.
- Helped Salem to three consecutive AAA state titles in 1999, 2000 and 2001.
- Finalist for McDonald's All-America team, he led his team to a 23-1 finish as a sophomore, a 29-1 mark as a junior and a 17-2 season as a senior.
- Ranked as top point guard at '01 Nike Camp in Indianapolis, and ranked by *The Sporting News* as the country's fifth-best prep point guard in '02.
- Raised during his summers by his grandmother, Vernice Gilchrist, in Norfolk, Va., where he learned to play basketball at the Boys and Girls Clubs in the area.

Season and Career Highs

Category	#	Opponent/Date
Points	30	vs. NC State-ACC, 3/13/04
FG	11	vs. NC State-ACC, 3/1/304
	11	at Georgia Tech, 1/17/04
FGA	21	at Virginia, 2/4/04
3FG	5	vs. NC State-ACC, 3/13/04
3FGA	9	vs. Liberty, 12/28/04
FT	12	at Clemson, 2/1/05
FTA	14	at Clemson, 2/1/05
Rebounds	13	vs. Florida State, 12/19/04
Assists	10	vs. Virginia Tech, 2/8/05
Blocks	2	vs. UNC Greensboro, 12/23/03
Steals	5	vs. Memphis, 11/26/04
	5	vs. Clemson, 2/24/04
	5	at North Carolina, 2/15/04
	5	vs. Hofstra, 11/29/03
Minutes	44	at Virginia, 2/19/05
	44	vs. West Virginia, 12/7/03

Bold denotes career high tied or established during the 2004-05 season.

Miscellaneous Statistics

Category	04-05	Car.	Last Time...
Double-Figure Scoring	21	51	11 at Virginia Tech, 3/5/05
20-plus points	6	14	22 at Virginia, 2/19/05
10-plus rebounds	4	4	10 vs. Clemson, 2/22/05
Double-Doubles	5	5	12-10 vs. Clemson, 2/22/05

2004-05 Game-By-Game Statistics


Date	Opponent	G-GS	Min	FG-A	Pct	3FG-A	Pct	FT-A	Pct	O-D	Reb	PF	Ast	TO	Blk	Stl	Pts
N19	JACKSON STATE	1-1	32	4-12	.333	0-3	.000	3-3	1.000	2-3	5	0	8	3	0	4	11
N23	MERCER	1-1	23	5- 8	.625	2-2	1.000	2-3	.667	1-3	4	0	6	5	1	4	14
N26	vs. Memphis	1-1	32	7-14	.500	0-1	.000	2-2	1.000	3-7	10	1	7	1	1	5	16
N30	atWisconsin	1-1	38	2-14	.143	1-7	.143	1-4	.250	0-5	5	2	8	2	0	2	6
D4	vs. George Mason	1-1	23	3- 5	.600	1-2	.500	2-5	.400	1-4	5	2	9	2	0	2	9
D6	vs. George Wash.	1-1	32	8-15	.533	1-5	.200	6-11	.545	3-2	5	2	5	5	0	1	23
D12	UNCASHEVILLE	1-1	32	8- 9	.889	1-1	1.000	5-5	1.000	0-4	4	0	7	1	0	3	22
D19	FLORIDA STATE	1-1	43	6-14	.429	2-3	.667	7-10	.700	7-6	13	2	8	2	0	1	21
D23	AMERICAN	1-1	37	8-15	.533	3-6	.500	1-1	1.000	2-2	4	1	5	4	0	1	20
D28	LIBERTY	1-1	22	9-17	.529	5-9	.556	5-6	.833	1-4	5	0	3	2	0	0	28
J4	MOUNTST. MARY'S	1-1	26	6-11	.545	2-4	.500	3-5	.600	0-3	3	0	3	4	0	3	17
J8	at North Carolina	1-1	26	5- 8	.625	1-2	.500	0-0	.000	0-4	4	1	3	3	0	1	11
J11	at Wake Forest	1-0	9	1- 2	.500	0-1	.000	0-0	.000	0-2	2	0	3	1	0	0	2
J15	TEMPLE	1-1	37	1- 4	.250	0-2	.000	2-3	.667	0-1	1	1	5	1	0	3	4
J19	VIRGINIA	1-1	40	3-14	.214	1-6	.167	6-8	.750	0-2	2	1	7	1	0	1	13
J23	NC STATE	1-1	32	3- 8	.375	2-3	.667	5-8	.625	1-1	2	2	3	3	0	0	13
J26	atDuke	1-1	39	5-10	.500	0-0	.000	0-0	.000	2-7	9	2	3	6	0	2	10
J30	GEORGIATECH	1-1	40	4-12	.333	1-4	.250	6-7	.857	0-5	5	3	7	1	0	0	15
F1	atClemson	1-1	35	3-12	.250	0-0	.000	12-14	.857	3-4	7	0	3	3	0	1	18
F5	atMiami	1-1	39	3- 8	.375	2-4	.500	0-0	.000	2-2	4	0	4	1	1	0	8
F8	VIRGINIA TECH	1-1	36	5-10	.500	2-4	.500	7-7	1.000	2-3	5	2	10	3	1	2	19
F12	DUKE	1-1	41	7-14	.500	1-2	.500	4-8	.500	4-6	10	1	9	3	0	0	19
F16	at NC State	1-1	27	1- 6	.167	1-2	.500	4-4	1.000	0-0	0	0	2	3	0	2	7
F19	at Virginia	1-1	44	7-14	.500	3-7	.429	5-5	1.000	4-5	9	2	6	5	1	0	22
F22	CLEMSON	1-1	30	4-16	.250	3-7	.429	1-2	.500	6-4	10	3	5	1	0	1	12
F27	NORTH CAROLINA	1-1	32	4- 9	.444	1-3	.333	4-4	1.000	1-1	2	0	5	0	0	0	13
M5	at Virginia Tech	1-1	35	4-10	.400	0-3	.000	3-4	.750	1-5	6	2	7	4	0	2	11
M10	vs. Clemson (ACC)	1-1	19	1- 7	.143	0-1	.000	2-3	.667	0-2	2	0	2	3	0	1	4
M16	ORAL ROBTS. (NIT)	dnp-inj															
M23	DAVIDSON (NIT)	dnp-inj															
M26	TCU (NIT)	dnp-inj															
M29	vs. South Car. (NIT)	dnp-inj															

Career Statistics

Year	G-GS	Min-Avg	FG-A	Pct	3FG-A	Pct	FT-A	Pct	Off-Def	Reb-Avg	PF-FO	Ast	TO	Blk	Stl	Pts-Avg
2002-03	31- 0	419-13.5	57- 97	.588	6-11	.545	22- 32	.688	21- 44	65-2.1	38-0	52	33	3	25	142- 4.6
2003-04	32-30	1087-34.0	181-382	.474	43-112	.384	87-124	.702	53- 91	144-4.5	67-3	159	98	10	56	492-15.4
2004-05	28-27	901-32.2	127-298	.426	36- 94	.383	98-132	.742	46- 97	143-5.1	30-0	153	73	5	42	388-13.9
TOTALS	91-57	2407-26.5	365-777	.470	85-217	.392	207-288	.719	120-232	352-3.9	135-3	364	204	18	123	1022-11.2

12 Sterling LEDBETTER

G • 6-4 • 185 • Jr. • Laurel, Md. (Laurel/Allegany CC)



2004-05 Season

- Had 20 assists, 17 turnovers in four starts at point during Postseason NIT... Went 9-for-9 at line.
- Dished out eight assists and scored 10 points in 34 minutes at the point in NIT win vs. Davidson (Mar. 23).
- First start as a Terp in NIT win vs. Oral Roberts (Mar. 16)... Had 10 points on 8-for-8 FT... Also 9 rebs, 5 assists.
- Had 8 points (3-for-7 FG) and pair of steals vs. Clemson in ACC Tourney (March 10).
- Had career-highs in rebounds (7) and minutes (29) in 2OT win at Virginia (Feb. 19).
- First game with double figures in points was at Clemson (Feb. 1) with 10 points on 4-for-6 FG, 2-for-2 FT in 26 mins.
- Had five points, three rebounds in 12 minutes during win over No.21 Georgia Tech (Jan. 30).
- Longest stint of the season came with 19 minutes at Wake Forest (Jan. 11)... Had two points, two boards, three assists.
- Tied for team honors in assists with three at UNC (Jan. 8).
- Had six points, two rebounds and two steals in 13 minutes vs. Mount St. Mary's (Jan. 4).
- 1-of-2 FT, one rebound, one assist in nine minutes vs. Liberty (Dec. 28).
- First action as a Terrapin came with two minutes vs. American (Dec. 23)... Went 1-for-2 at FT line.
- Was sidelined for the Terps' first four games with a calf injury.

Noteworthy

- A strong, physical player at either the point or shooting guard positions.
- Comes to Maryland from the same JUCO program that produced All-American and three-time NBA All-Star Steve Francis, 2002 National Champion Ryan Randle and 2004 ACC Champion Jamar Smith
- Fully recovered from an automobile accident that sidelined him during May, June and part of July.
- Team captain and starting point guard at Allegany CC who led the Trojans to a 31-5 record and the NJCAA Final 16 in 2003-04
- Averaged 13.9 points per game in his second season, to go along with 7.1 assists and 6.1 rebounds.
- Two-year starter at point guard and a first team all-conference selection as a senior at Laurel High.
- Averaged 15.3 points, 8.0 assists and 6.0 rebounds per game as a senior.
- Led his squad to a 12-11 record in the challenging Prince George's County 4A conference.

Season and Career Highs

Category	#	Opponent/Date
Points	10	vs. Davidson-NIT, 3/23/05
	10	vs. Oral Roberts-NIT, 3/16/05
	10	at Clemson, 2/1/05
FG	4	vs. Davidson-NIT, 3/23/05
	4	at Clemson, 2/1/05
FGA	7	vs. Clemson-ACC, 3/10/05
3FG	1	vs. Davidson-NIT, 3/23/05
	1	vs. Clemson, 2/22/05
	1	at Virginia, 2/19/05
3FGA	4	at Virginia, 2/19/05
FT	8	vs. Oral Roberts-NIT, 3/16/05
FTA	8	vs. Oral Roberts-NIT, 3/16/05
Rebounds	9	vs. Oral Roberts-NIT, 3/16/05
Assists	8	vs. Davidson-NIT, 3/23/05
Blocks	1	vs. Davidson-NIT, 3/23/05
Steals	2	vs. TCU-NIT, 3/26/05
	2	vs. Clemson-ACC, 3/10/05
	2	vs. Mount St. Mary's, 1/4/05
Minutes	34	vs. South Carolina-NIT, 3/29/05
	34	vs. TCU-NIT, 3/26/05
	34	vs. Davidson-NIT, 3/23/05

Bold denotes career high tied or established during the 2004-05 season.

Miscellaneous Statistics

Category	04-05	Car.	Last Time...
Double-Figure Scoring	3	3	10 vs. Davidson-NIT, 3/23/05
20-plus points	0	0	
10-plus assists	0	0	
Double-Doubles	0	0	

2004-05 Game-By-Game Statistics


Date	Opponent	G-GS	Min	FG-A	Pct	3FG-A	Pct	FT-A	Pct	O-D	Reb	PF	Ast	TO	Blk	Stl	Pts
N19	JACKSON STATE	dnp-inj															
N23	MERCER	dnp-inj															
N26	vs. Memphis	dnp-inj															
N30	at Wisconsin	dnp-inj															
D4	vs. George Mason	dnp-cd															
D5	vs. George Wash.	dnp-cd															
D12	UNC ASHEVILLE	dnp-cd															
D19	FLORIDA STATE	dnp-cd															
D23	AMERICAN	1-0	2	0-0	.000	0-0	.000	1-2	.500	0-0	0	0	0	0	0	0	1
D28	LIBERTY	1-0	9	0-0	.000	0-0	.000	1-2	.500	0-1	1	0	1	1	0	0	1
J4	MOUNT ST. MARY'S	1-0	13	2-3	.667	0-0	.000	2-2	1.000	0-2	2	1	1	1	0	2	6
J8	at North Carolina	1-0	15	1-2	.500	0-0	.000	0-0	.000	0-1	1	0	3	1	0	0	2
J11	at Wake Forest	1-0	19	1-2	.500	0-1	.000	0-0	.000	1-1	2	3	3	3	0	0	2
J15	TEMPLE	1-0	6	0-0	.000	0-0	.000	0-0	.000	0-0	0	0	1	1	0	0	0
J19	VIRGINIA	1-0	4	0-0	.000	0-0	.000	0-0	.000	0-0	0	0	0	0	0	0	0
J23	NC STATE	1-0	8	0-0	.000	0-0	.000	1-2	.500	0-0	0	1	0	0	0	0	1
J26	at Duke	dnp-cd															
J30	GEORGIA TECH	1-0	12	2-4	.500	0-0	.000	1-2	.500	1-2	3	1	0	3	0	0	5
F1	at Clemson	1-0	26	4-6	.667	0-1	.000	2-2	1.000	0-2	2	3	1	2	0	1	10
F5	at Miami	1-0	18	0-2	.000	0-0	.000	0-0	.000	2-2	4	1	0	1	0	0	0
F8	VIRGINIA TECH	1-0	11	0-0	.000	0-0	.000	1-2	.500	0-1	1	1	0	1	0	0	1
F12	DUKE	1-0	6	1-2	.500	0-0	.000	0-0	.000	0-0	0	0	1	0	0	0	2
F16	at NC State	1-0	18	1-2	.500	0-0	.000	1-2	.500	0-2	2	3	3	0	0	1	3
F19	at Virginia	1-0	29	1-6	.167	1-4	.250	0-2	.000	1-6	7	1	1	2	0	0	3
F22	CLEMSON	1-0	20	1-4	.250	1-1	1.000	4-4	1.000	3-1	4	2	3	3	0	0	7
F27	NORTH CAROLINA	1-0	13	1-1	1.000	0-0	.000	0-0	.000	0-0	0	0	2	2	0	1	2
M5	at Virginia Tech	1-0	9	0-0	.000	0-0	.000	0-0	.000	0-0	0	1	4	2	0	0	0
M10	vs. Clemson (ACC)	1-0	23	3-7	.429	0-0	.000	2-2	1.000	1-0	1	5	1	4	0	2	8
M16	ORAL ROBERTS (NIT)	1-1	30	1-3	.333	0-1	.000	8-8	1.000	4-5	9	0	5	2	0	0	10
M23	DAVIDSON (NIT)	1-1	34	4-6	.667	1-1	1.000	1-1	1.000	0-3	3	3	8	6	1	1	10
M26	TCU (NIT)	1-1	34	1-4	.250	0-2	.000	0-0	.000	2-4	6	1	6	3	0	2	2
M29	vs. South Carolina (NIT)	1-1	34	1-5	.200	0-2	.000	0-0	.000	1-2	3	4	1	6	0	1	2

Career Statistics

Year	G-GS	Min-Avg	FG-A	Pct	3FG-A	Pct	FT-A	Pct	Off-Def	Reb-Avg	PF-FO	Ast	TO	Blk	Stl	Pts-Avg
2004-05	23-4	393-17.1	25-59	.424	3-13	.231	25-33	.758	16-35	51-2.2	31-1	45	44	1	11	78-3.4

13 Chris McCRAY

G • 6-5 • 195 • Jr. • Capital Heights, Md. (Fairmont Heights)



2004-05 Season

- One of four Terps who averaged in double figures (14.1 ppg)... 17.4 ppg, 5.0 rpg, 4.0 apg over final 8 games.
- Scored in double figures in 11 straight games between 1/30 and 3/10 (18.0 ppg)... Four 20-pt games in that string.
- Led with .903 mark from FT line (102-for-113) ... 10-for-10 FT vs. Duke.
- Led Terps with 15 points, 6 assists in NIT semifinal vs. South Carolina (Mar. 29).
- Solid game in NIT quarterfinal win over TCU (Mar. 26)... 18 points, including 6-for-6 FT, 4 boards, 5 assists, 3 steals.
- Team-high 24 points (4-for-7 3FG) with 8 rebounds, 4 assists, 4 steals in ACC Tourney game vs. Clemson (Mar. 10).
- Posted career-high 25 points vs. No.2 North Carolina (Feb. 27)... Went 5-for-6 behind arc, also 6 boards, 5 assists.
- Had 21 points (9-for-16 FG) with four assists, two steals in 34 minutes vs. Clemson (Feb. 22).
- Had 17 points, five boards, five assists in tying career-high in minutes with 42 in OT win vs. No.7 Duke (Feb. 12).
- Scored 16 points with six assists in win vs. Virginia Tech (Feb. 8).
- Scored career-high 23 points (4-for-8 3FG, 7-for-8 FT) with season-high five assists vs. Miami (Feb. 5).
- 16 points, 3 assists in win vs. No.21 Georgia Tech (Jan. 30).
- Double-figure scorer in nine of Terps' first 10 games of 2004-05 season.
- Led or tied for team honors vs. UNC (Jan. 8) in points (13), rebounds (4), assists (3), steals (3).
- Posted career-high-tying 20 points vs. George Mason in BB&T Semifinals (Dec. 4)... Was 6-for-6 at the line vs. Patriots and had four steals.
- Tied for team-high with 16-point performance vs. Memphis (Nov. 26) with four assists.
- Netted 15 points with a career-high nine rebounds and four steals vs. Mercer (Nov. 23).
- Maryland team captain called "the most underrated player in the ACC" by *The Sporting News*.

2003-04 Season

- Led Terps with an .822 mark (97-of-118) from the free throw line.
- Averaged 11.0 points per game, an increase of 7.9 ppg from his freshman to sophomore seasons.
- Second on the team with 90 assists.

2002-03 Season

- Shooting guard was one of four Top 100 freshmen on the Terps' roster, ranked as high as No. 44 by *Athlon Sports* preseason magazine.
- Tied Terps' freshman record with 7 steals against Wagner, matching Walt Williams' rookie total on March 11, 1989 vs. UNC (ACC Tournament).

Noteworthy

- Two-time All-Met selection by *The Washington Post* at Fairmont High School where he averaged 26.8 points, 7.9 rebounds, 5.3 assists and 2.7 steals per game as a senior. He holds school records for career points (1,623) and 3-pointers (176).

Career Highs

Category	#	Opponent/Date
Points	25	vs. North Carolina, 2/27/05
FG	9	vs. Clemson, 2/22/05
FGA	17	at North Carolina, 1/8/05
3FG	5	vs. North Carolina, 2/27/05
3FGA	8	at Miami, 2/5/05
FT	10	vs. Duke, 2/12/05
FTA	10	vs. Duke, 2/12/05
Rebounds	9	vs. Mercer, 11/23/04
Assists	7	vs. Pepperdine, 12/14/03
	7	vs. West Virginia, 12/7/03
Blocks	2	(5x) last vs. Mercer, 11/23/04
Steals	7	vs. Wagner, 1/4/03
Minutes	42	at Virginia, 2/19/05
	42	vs. Duke, 2/12/05
	42	vs. West Virginia, 12/7/03

Bold denotes career high tied or established during the 2004-05 season.

Miscellaneous Statistics

Category	04-05	Car.	Last Time...
Double-Figure Scoring	26	46	15 vs. So.Car.-NIT, 3/29/05
20-plus points	5	6	24 vs. Clemson-ACC, 3/10/05
10-plus rebounds	0	0	
Double-Doubles	0	0	

2004-05 Game-By-Game Statistics


Date	Opponent	G-GS	Min	FG-A	Pct	3FG-A	Pct	FT-A	Pct	O-D	Reb	PF	Ast	TO	Blk	Stl	Pts
N19	JACKSON STATE	1-1	24	4- 8	.500	1-3	.333	2-2	1.000	1-5	6	1	1	4	0	1	11
N23	MERCER	1-1	26	5-11	.455	1-6	.167	4-4	1.000	2-7	9	2	1	2	2	4	15
N26	vs. Memphis	1-1	26	6- 8	.750	0-2	.000	4-4	1.000	0-2	2	3	4	0	0	2	16
N30	at Wisconsin	1-1	27	6- 8	.750	2-3	.667	0-0	.000	0-2	2	5	2	4	0	2	14
D4	vs. George Mason	1-1	27	6- 9	.667	2-3	.667	6-6	1.000	1-2	3	1	3	2	0	4	20
D6	vs. George Washington	1-1	29	4- 7	.571	1-3	.333	0-0	.000	0-6	6	4	3	2	0	0	9
D12	UNCASHEVILLE	1-1	25	6-10	.600	1-4	.250	2-2	1.000	0-3	3	0	4	3	0	2	15
D19	FLORIDA STATE	1-1	32	4-12	.333	1-5	.200	5-6	.833	0-0	0	3	2	2	0	2	14
D23	AMERICAN	1-1	26	5-11	.455	2-4	.500	0-1	.000	0-2	2	3	2	0	1	0	12
D28	LIBERTY	1-1	25	6- 9	.667	1-2	.500	0-0	.000	1-4	5	1	2	1	0	1	13
J4	MOUNTST. MARY'S	1-1	23	4- 7	.571	0-3	.000	0-0	.000	0-4	4	2	1	2	0	4	8
J8	at North Carolina	1-1	28	3-17	.176	0-6	.000	7-8	.875	2-2	4	2	3	2	0	3	13
J11	at Wake Forest	1-1	28	1- 7	.143	0-2	.000	0-0	.000	1-3	4	4	4	2	1	2	2
J15	TEMPLE	dnp-inj															
J19	VIRGINIA	1-1	28	4- 7	.571	0-1	.000	4-4	1.000	4-3	7	1	3	0	1	2	12
J23	NC STATE	1-1	32	2- 7	.286	2-5	.400	5-6	.833	1-5	6	4	3	3	0	1	11
J26	at Duke	1-1	36	3-11	.273	0-1	.000	1-1	1.000	4-2	6	2	1	2	1	2	7
J30	GEORGIATECH	1-1	25	4- 9	.444	0-3	.000	8-8	1.000	1-1	2	4	3	1	0	1	16
F1	at Clemson	1-1	27	4- 9	.444	1-2	.500	2-2	1.000	0-2	2	2	1	0	0	1	11
F5	at Miami	1-1	39	6-13	.462	4-8	.500	7-8	.875	2-2	4	2	5	3	0	1	23
F8	VIRGINIA TECH	1-1	35	6-15	.400	2-6	.333	2-2	1.000	1-2	3	1	6	2	0	2	16
F12	DUKE	1-1	42	3- 8	.375	1-3	.333	10-10	1.000	0-5	5	3	5	1	1	1	17
F16	at NC State	1-1	29	4- 8	.500	1-4	.250	2-2	1.000	0-1	1	2	2	3	0	2	11
F19	at Virginia	1-1	42	5-14	.357	1-2	.500	2-2	1.000	3-4	7	2	6	3	0	2	13
F22	CLEMSON	1-1	34	9-16	.563	1-3	.333	2-2	1.000	3-0	3	4	4	3	1	2	21
F27	NORTH CAROLINA	1-1	35	7-12	.583	5-6	.833	6-6	1.000	3-3	6	1	5	2	0	1	25
M5	at Virginia Tech	1-1	37	7-13	.538	2-5	.400	2-2	1.000	3-4	7	4	3	3	0	3	18
M10	vs. Clemson-ACC	1-1	36	8-16	.500	4-7	.571	4-6	.667	3-5	8	2	4	4	0	4	24
M16	ORAL ROBERTS (NIT)	1-0	32	2-10	.200	0-7	.000	3-4	.750	1-3	4	3	4	5	0	2	7
M23	DAVIDSON (NIT)	1-1	31	5-13	.385	0-3	.000	1-3	.333	3-3	6	2	1	1	0	1	11
M26	TCU (NIT)	1-1	35	5-10	.500	2-5	.400	6-6	1.000	1-3	4	0	5	6	0	3	18
M29	vs. South Carolina (NIT)	1-1	35	5-11	.454	0-3	.000	5-6	.833	2-0	2	5	6	2	1	0	15

Career Statistics

Year	G-GS	Min-Avg	FG-A	Pct	3FG-A	Pct	FT-A	Pct	Off-Def	Reb-Avg	PF-FO	Ast	TO	Blk	Stl	Pts-Avg
2002-03	24- 0	223- 9.3	25- 58	.431	10- 26	.385	15- 23	.652	17- 21	38-1.6	28-0	18	18	10	20	75- 3.1
2003-04	32-30	956-29.9	112-252	.444	31-101	.307	97-118	.822	30- 92	122-3.8	93-6	90	62	18	53	352-11.0
2004-05	31-30	956-30.8	149-326	.457	38-120	.317	102-113	.903	43- 90	133-4.3	75-2	99	70	9	58	438-14.1
TOTALS	87-60	2135-24.5	286-636	.450	79-247	.320	214-254	.843	90-203	293-3.4	196-8	207	150	37	131	865- 9.9

15 James GIST

F • 6-8 • 215 • Fr. • Silver Spring, Md. (Good Counsel)



Season and Career Highs

Category	#	Opponent/Date
Points	18	at Virginia Tech, 3/5/05
FG	7	vs. Liberty, 12/28/04
FGA	12	vs. Liberty, 12/28/04
3FG	0	
3FGA	1	vs. Liberty, 12/28/04
FT	7	vs. Davidson-NIT, 3/23/05
FTA	7	vs. Davidson-NIT, 3/23/05
	7	vs. NC State, 1/23/05
	7	vs. Florida State, 12/19/04
Rebounds	8	vs. Mount St. Mary's, 1/4/05
	8	vs. Liberty, 12/28/04
Assists	2	vs. American, 12/23/04
	2	vs. George Mason, 12/4/04
Blocks	4	vs. Florida State, 12/19/04
Steals	4	vs. Mount St. Mary's, 1/4/05
Minutes	31	vs. Florida State, 12/19/04

Bold denotes career high tied or established during the 2004-05 season.

2004-05 Season

- Led six Terps in double figures with 15 points in NIT win vs. Davidson (Mar. 23)... Went 7-for-7 at line with 7 boards.
- First time he led team in scoring in a game was at Va. Tech (Mar. 5), when he scored 18 points (6-8 FG, 6-6 FT).
- Came off the bench to score eight points with seven boards in 19 minutes vs. No.2 North Carolina (Feb. 27).
- Had six points, six rebounds in 17 minutes at NC State (Feb. 16).
- First collegiate start came in win over Virginia Tech (Feb. 8) with eight points, seven rebounds, two blocks.
- Career-highs in points (14), rebounds (8) on 7-for-12 shooting vs. Liberty (Dec. 28).
- Had 11 points, and career-highs in rebounds (7), blocks (4), minutes (31) in win over Florida State (Dec. 19).
- Had two blocks in four of Terps' first five games this season.
- Set career-high with 12 points on 6-for-7 shooting vs. George Washington in BB&T Final (Dec. 5).
- Had 6 points, 5 rebounds, 2 blocks in only 16 minutes vs. George Mason in BB&T Semis (Dec. 4).
- Scored seven points with several dynamic dunks in the Terps' win over Memphis (Nov. 26).
- Netted a career-high with his first double-figure game (10 pts) vs. Mercer (Nov. 23).
- Possesses great quickness for a player his size, along with a shooter's touch ... an explosive finisher who runs the floor well.

Noteworthy

- Team captain and starting power forward for Good Counsel in Wheaton, Md.
- Averaged 19.5 points per game as a senior to go along with 10.3 rebounds and 3.5 blocks per game, leading the Falcons of the Washington Catholic Athletic Conference (WCAC) to an 18-12 record.
- Earned third team All-Met honors by *The Washington Post*.
- Amassed more than 300 blocked shots in three seasons on the varsity squad, becoming Good Counsel's all-time leader.

Miscellaneous Statistics

Category	04-05 Car.	Last Time...
Double-Figure Scoring	6	6 15 vs. Davidson-NIT, 3/23/05
20-plus points	0	0
10-plus assists	0	0
Double-Doubles	0	0

2004-05 Game-By-Game Statistics


Date	Opponent	G-GS	Min	FG-A	Pct	3FG-A	Pct	FT-A	Pct	O-D	Reb	PF	Ast	TO	Blk	Stl	Pts
N19	JACKSONSTATE	1-0	19	2-3	.667	0-0	.000	3-6	.500	1-4	5	2	1	3	2	1	7
N23	MERCER	1-0	19	4-9	.444	0-0	.000	2-2	1.000	2-1	3	1	0	0	2	2	10
N26	vs. Memphis	1-0	23	3-4	.750	0-0	.000	1-2	.500	1-4	5	2	0	2	2	1	7
N30	atWisconsin	1-0	9	0-0	.000	0-0	.000	1-2	.500	1-0	1	3	0	0	1	0	1
D4	vs. George Mason	1-0	16	3-4	.750	0-0	.000	0-0	.000	1-4	5	0	2	1	2	0	6
D5	vs. George Washington	1-0	20	6-7	.857	0-0	.000	0-0	.000	2-2	4	2	0	1	0	0	12
D12	UNC ASHEVILLE	1-0	14	1-4	.250	0-0	.000	2-2	1.000	3-2	5	1	1	2	0	0	4
D19	FLORIDA STATE	1-0	31	4-8	.500	0-0	.000	3-7	.429	1-6	7	3	1	1	4	2	11
D23	AMERICAN	1-0	20	2-5	.400	0-0	.000	0-0	.000	2-5	7	2	2	2	2	1	4
D28	LIBERTY	1-0	20	7-12	.583	0-1	.000	0-0	.000	4-4	8	3	0	0	0	0	14
J4	MOUNTST. MARY'S	1-0	13	1-3	.333	0-0	.000	0-0	.000	1-7	8	1	0	5	1	4	2
J8	at North Carolina	1-0	23	3-4	.750	0-0	.000	3-4	.750	1-1	2	3	1	1	1	0	9
J11	at Wake Forest	1-0	15	3-4	.750	0-0	.000	2-4	.500	1-1	2	4	0	2	1	0	8
J15	TEMPLE	1-0	21	2-5	.400	0-0	.000	2-4	.500	2-2	4	1	1	4	0	1	6
J19	VIRGINIA	1-0	8	2-2	1.000	0-0	.000	0-0	.000	1-1	2	0	0	0	0	1	4
J23	NC STATE	1-0	16	2-3	.667	0-0	.000	4-7	.571	0-1	1	3	0	2	1	0	8
J26	at Duke	1-0	3	0-1	.000	0-0	.000	1-2	.500	1-0	1	0	0	0	0	0	1
J30	GEORGIA TECH	1-0	7	0-1	.000	0-0	.000	1-2	.500	1-0	1	0	0	0	1	0	1
F1	atClemson	1-0	20	3-8	.375	0-0	.000	0-2	.000	0-4	4	2	0	1	1	0	6
F5	at Miami	1-0	23	2-5	.400	0-0	.000	1-3	.333	0-3	3	3	1	3	1	2	5
F8	VIRGINIA TECH	1-1	27	4-8	.500	0-0	.000	0-0	.000	2-5	7	2	1	2	2	1	8
F12	DUKE	1-0	12	0-4	.000	0-0	.000	2-2	1.000	0-1	1	2	0	0	0	0	2
F16	at NC State	1-0	17	2-6	.333	0-0	.000	2-3	.667	2-4	6	1	1	1	0	0	6
F19	at Virginia	1-0	2	0-0	.000	0-0	.000	0-0	.000	0-0	0	1	0	0	0	0	0
F22	CLEMSON	1-0	17	0-2	.000	0-0	.000	1-4	.250	0-2	2	2	1	1	0	1	1
F27	NORTH CAROLINA	1-0	19	4-8	.500	0-0	.000	0-0	.000	2-5	7	2	1	1	0	1	8
M5	at Virginia Tech	1-1	24	6-8	.750	0-0	.000	6-6	1.000	1-3	4	3	0	1	2	1	18
M10	vs. Clemson (ACC)	dnp-inj															
M16	ORAL ROBERTS (NIT)	1-0	19	2-7	.286	0-0	.000	3-4	.750	2-2	4	2	0	1	2	1	7
M23	DAVIDSON (NIT)	1-0	26	4-5	.800	0-0	.000	7-7	1.000	1-6	7	1	1	1	0	1	15
M26	TCU (NIT)	1-0	12	0-1	.000	0-0	.000	0-1	.000	1-3	4	3	0	0	2	1	0
M29	vs. South Carolina (NIT)	1-0	18	0-5	.000	0-0	.000	0-0	.000	2-0	2	1	0	1	1	2	18

Career Statistics

Year	G-GS	Min-Avg	FG-A	Pct	3FG-A	Pct	FT-A	Pct	Off-Def	Reb-Avg	PF-FO	Ast	TO	Blk	Stl	Pts-Avg
2004-05	31-2	533-17.2	72-146	.493	0-1	.000	47-76	.618	39-83	122-3.9	56-0	15	39	31	24	191-6.2

20 Darien HENRY

F • 6-6 • 208 • Sr. • Roxbury, N.J. (Seton Hall Prep)



2004-05 Season

- Had arthroscopic knee surgery just prior to Terps' game with American (Dec. 23).
- Had two points, one rebound in three minutes vs. UNC Asheville (Dec. 12).
- Blocked a shot, grabbed an offensive rebound and dished an assist in the Terps' opener vs. Jackson State (Nov. 19).
- Agile and versatile big man who was a walk-on for Terrapins.

2003-04 Season

- Saw first ACC action of the season with a minute late in the first half at Virginia (2/4).
- Played 3 minutes vs. UMES (1/6) with a steal... Fourth appearance in a five-game stretch.
- Scored in back-to-back games with buckets vs. Pepperdine and UNC-Greensboro (12/23).
- Scored his first points of the season with a field goal in five-minute stint vs. Pepperdine (12/14).
- Played a career-high five minutes vs. American in season-opener (11/22).
- Grabbed two boards and added a block and a steal vs. Eagles.
- Had one minute of action vs. George Mason on 11/25.

2002-03 Season

- Saw action in nine games — and made good use of his limited minutes, showing no hesitation at getting involved in the action.
- Made his only shot attempt in two minutes vs. Loyola.
- Three rebounds in three minutes vs. Florida State.
- Had a slam dunk and a steal in one minute played against Wagner.
- Played three minutes vs. UMBC with three points and a rebound.
- Played two minutes vs. Duquesne with an assist and a steal.
- Played one minute vs. The Citadel with a blocked shot.
- In one minute vs. EA Sports All-Stars in exhibition play, went 1-for-2 at the foul line and added a rebound.
- Practiced with the Terps through much of their national championship season, in what was his true sophomore year of eligibility.
- Joined the team as a walk-on after dominating play at the Campus Recreation Center in his first two years of college. Chided about bringing his CRC style of play to the Division I arena, he replied, "There's no sense changing the way I play now."

Noteworthy

- In his fourth year at the University of Maryland after graduating from Seton Hall (N.J.) Prep School in spring 2000.
- Played just one year of varsity basketball in high school, coming off the bench to average 3.5 points per game.
- Also participated in high hurdles and high jump events during high school track season.
- A member of the Key Scholar Program at Maryland, attending the school on a partial academic scholarship.

Career Highs

Category	#	Opponent/Date
Points	3	vs. UMBC, 12/23/02
FG	1	(7x) last vs. UNC Asheville, 12/12/04
FGA	2	vs. UNC Asheville, 12/12/04
	2	vs. UNC-Greensboro, 12/23/03
	2	vs. Hampton, 1/8/03
	2	vs. UMBC, 12/23/02
3FG	0	
3FGA	0	
FT	1	vs. UMBC, 12/23/02
FTA	2	vs. UMBC, 12/23/02
Rebounds	3	vs. Florida State, 1/11/03
Assists	1	vs. Jackson State, 11/19/04
	1	vs. Hampton, 1/8/03
	1	vs. Duquesne, 11/30/02
Blocks	1	vs. Jackson State, 11/19/04
	1	vs. American, 11/22/03
	1	vs. The Citadel, 11/27/02
Steals	1	vs. Md.-Eastern Shore, 1/6/04
	1	vs. American, 11/22/03
	1	vs. Wagner, 1/4/03
	1	vs. Duquesne, 11/30/02
Minutes	5	vs. Pepperdine, 12/14/03
	5	vs. American, 11/22/03

Bold denotes career high tied or established during the 2004-05 season.

Miscellaneous Statistics

Category	04-05 Car.	Last Time...
Double-Figure Scoring	0	0
20-plus points	0	0
10-plus rebounds	0	0
Double-Doubles	0	0

2004-05 Game-By-Game Statistics


Date	Opponent	G-GS	Min	FG-A	Pct	3FG-A	Pct	FT-A	Pct	O-D	Reb	PF	Ast	TO	Blk	Stl	Pts
N19	JACKSON STATE	1-0	2	0-0	.000	0-0	.000	0-0	.000	1-0	1	0	1	0	1	0	0
N23	MERCER	1-0	3	0-0	.000	0-0	.000	0-0	.000	0-0	0	0	0	0	0	0	0
N26	vs. Memphis	1-0	4	0-0	.000	0-0	.000	0-1	.000	0-0	0	2	0	0	0	0	0
N30	at Wisconsin	dnp-cd															
D4	vs. George Mason	1-0	3	0-1	.000	0-0	.000	0-0	.000	0-0	0	0	0	0	0	0	0
D6	vs. George Wash.	dnp-cd															
D12	UNC ASHEVILLE	1-0	3	1-2	.500	0-0	.000	0-0	.000	1-0	1	0	0	0	0	0	2
D19	FLORIDA STATE	dnp-inj															
D23	AMERICAN	dnp-inj															
D28	LIBERTY	dnp-inj															
J4	MT. ST. MARY'S	dnp-inj															
J8	at North Carolina	dnp-inj															
J11	at Wake Forest	dnp-inj															
J15	TEMPLE	dnp-inj															
J19	VIRGINIA	dnp-inj															
J23	NC STATE	dnp-inj															
J26	at Duke	dnp-inj															
J30	GEORGIATECH	dnp-cd															
F1	at Clemson	dnp-cd															
F5	at Miami	dnp-cd															
F8	VIRGINIA TECH	dnp-cd															
F12	DUKE	dnp-cd															
F16	at NC State	dnp-cd															
F19	at Virginia	dnp-cd															
F22	CLEMSON	dnp-cd															
F27	NORTH CAROLINA	dnp-cd															
M5	at Virginia Tech	dnp-cd															
M10	vs. Clemson (ACC)	dnp-cd															
M16	ORAL ROBERTS (NIT)	dnp-cd															
M23	DAVIDSON (NIT)	dnp-cd															
M26	TCU (NIT)	1-0	0+	0-0	.000	0-0	.000	0-0	.000	0-0	0	0	0	0	0	0	0
M29	vs. South Car. (NIT)	dnp-cd															

Career Statistics

Year	G-GS	Min-Avg	FG-A	Pct	3FG-A	Pct	FT-A	Pct	Off-Def	Reb-Avg	PF-FO	Ast	TO	Blk	Stl	Pts-Avg
2002-03	9-0	23-2.6	5-10	.500	0-0	.000	1-2	.500	3-5	8-0.9	5-0	2	1	1	2	11-1.2
2003-04	9-0	20-2.2	2-4	.500	0-0	.000	0-0	.000	0-2	2-0.2	2-0	0	0	1	2	4-0.4
2004-05	6-0	15-2.5	1-3	.333	0-0	.000	0-1	.000	2-0	2-0.3	2-0	1	0	1	0	2-0.3
TOTALS	24-0	58-2.4	8-17	.471	0-0	.000	1-3	.333	5-7	12-0.5	9-0	3	1	3	4	17-0.7

21 Mike GRINNON

F • 6-6 • 221 • Sr. • Huntington, N.Y. (St. Dominic)



2004-05 Season

- Career-high 17 minutes came in NIT win vs. Oral Roberts (Mar. 16)... Had 3 points, 2 steals, 1 assist, 2 boards.
- Career-high five rebounds came in nine minutes during ACC Toumey game vs. Clemson (March 10).
- First collegiate start came on 2005 Senior Night vs. No.2 North Carolina (Feb. 27)... Played 12 minutes.
- Set new career-high in minutes with 12 in win over Virginia Tech (Feb. 8).
- Tied career-high in minutes with 10 vs. Mount St. Mary's (Jan. 4)... Scored one point, had one rebound & one block.
- Scored six points in eight minutes vs. Liberty (Dec. 28) on 2-for-2 shooting from floor and FT line... Also two boards.
- Drilled a 3-pointer, grabbed two rebounds and blocked a shot vs. Mercer (Nov. 23).
- Only basketball player in school history to have captured the ACC and NCAA championships.
- Team co-captain as a senior, elected by his teammates.

2003-04 Season

- Career-high 10 minutes in ACC final win vs. Duke (3/14)... Two crucial FTs gave Terps 87-82 lead with 0:50 left.
- Had a bucket in first half vs. Clemson (2/24), his first field goal of the season.
- Saw action in first ACC game of season with two minutes in last outing at Duke (2/22).
- Had career-highs in minutes (9), rebounds (4), assists (2, tied) vs. Md.-Eastern Shore (1/6).
- Had career-high two assists in only three mins. vs. Gonzaga (12/6)... First point of season came with free throw vs. Gonzaga at BB&T Classic.

2002-03 Season

- Career-high six points during six minutes vs. Hampton (1/8/03).
- Averaged 1.6 points during 11 appearances.

2001-02 Season

- Freshman swingman who saw time in a backup role behind Byron Mouton and Drew Nicholas.
- Made his collegiate debut against American (11/17/01).
- Registered his first college points against Delaware State (11/24/01).
- Logged his first career NCAA Tournament minutes vs. Wisconsin (3/17/02).

Noteworthy

- Averaged 19 points per game as a high school senior, leading St. Dominic to a No. 14 final ranking in the N.Y. State class A poll.
- Named his team's Most Valuable Player and a first team all-league honoree.
- High scoring game was 29 points against Holy Trinity, including 5-of-6 from 3-point range.
- Had 22 points and seven rebounds, including a game-tying 3-pointer at the end of regulation in a triple-OT thriller against St. Ray's.
- Enjoys political science, and lists George W. Bush among the people he most admires.

Career Highs

Category	#	Opponent/Date
Points	6	vs. Liberty, 12/28/04
	6	vs. Hampton, 1/8/03
FG	2	vs. Liberty, 12/28/04
	2	vs. Florida State, 1/11/03
	2	vs. Hampton, 1/8/03
FGA	4	vs. North Carolina, 2/22/03
3FG	1	(5x) last vs. Oral Roberts-NIT, 3/16/05
3FGA	2	vs. Mercer, 11/23/04
	2	vs. Hampton, 1/8/03
	2	vs. North Carolina, 1/9/02
FT	2	(5x) last vs. Liberty, 12/28/04
FTA	3	vs. Hampton, 1/8/03
Rebounds	5	vs. Clemson-ACC, 3/10/05
Assists	2	vs. South Carolina-NIT, 3/29/05
	2	vs. Md.-Eastern Shore, 1/6/04
	2	vs. Gonzaga, 12/6/03
Blocks	1	vs. Mount St. Mary's, 1/4/05
	1	vs. Mercer, 11/23/04
	1	vs. Hampton, 1/8/03
Steals	2	vs. Oral Roberts-NIT, 3/16/05
	2	at North Carolina, 1/8/05
Minutes	17	vs. Oral Roberts-NIT, 3/16/05

Bold denotes career high tied or established during the 2004-05 season.

Miscellaneous Statistics

Category	04-05 Car.	Last Time...
Double-Figure Scoring	0	0
20-plus points	0	0
10-plus rebounds	0	0
Double-Double	0	0


2004-05 Game-By-Game Statistics

Date	Opponent	G-GS	Min	FG-A	Pct	3FG-A	Pct	FT-A	Pct	O-D	Reb	PF	Ast	TO	Blk	Stl	Pts
N19	JACKSONSTATE	1-0	6	0-1	.000	0-1	.000	0-0	.000	0-1	1	0	0	0	0	0	0
N23	MERCER	1-0	8	1-2	.500	1-2	.500	0-0	.000	1-1	2	2	1	2	1	0	3
N26	vs. Memphis	1-0	4	0-2	.000	0-0	.000	0-0	.000	0-0	0	1	0	0	0	0	0
N30	atWisconsin	dnp-cd															
D4	vs. George Mason	1-0	6	0-0	.000	0-0	.000	0-0	.000	0-1	1	0	0	2	0	0	0
D5	vs. George Wash.	dnp-cd															
D12	UNCASHEVILLE	dnp-inj															
D19	FLORIDA STATE	dnp-cd															
D23	AMERICAN	dnp-inj															
D28	LIBERTY	1-0	8	2-2	1.000	0-0	.000	2-2	1.000	0-2	2	0	1	0	0	0	6
J4	MOUNTST. MARYS	1-0	10	0-2	.000	0-1	.000	1-2	.500	0-1	1	0	0	0	1	0	1
J8	at North Carolina	1-0	6	1-2	.500	0-0	.000	0-0	.000	1-1	2	0	0	0	0	2	2
J11	at Wake Forest	dnp-cd															
J15	TEMPLE	dnp-cd															
J19	VIRGINIA	dnp-cd															
J23	NC STATE	1-0	4	0-0	.000	0-0	.000	0-0	.000	0-0	0	1	1	0	0	0	0
J26	atDuke	1-0	2	0-0	.000	0-0	.000	0-0	.000	0-0	0	0	0	0	0	0	0
J30	GEORGIA TECH	dnp-cd															
F1	atClemson	1-0	5	0-1	.000	0-0	.000	0-0	.000	0-0	0	0	0	0	0	0	0
F5	atMiami	1-0	2	0-0	.000	0-0	.000	0-0	.000	0-1	1	1	0	0	0	0	0
F8	VIRGINIA TECH	1-0	12	0-1	.000	0-1	.000	0-0	.000	0-1	1	0	0	0	1	1	0
F12	DUKE	dnp-cd															
F16	at NC State	1-0	7	0-0	.000	0-0	.000	0-0	.000	0-0	0	1	0	1	0	0	0
F19	at Virginia	dnp-cd															
F22	CLEMSON	1-0	2	0-0	.000	0-0	.000	0-0	.000	0-0	0	0	0	0	0	0	0
F27	NORTH CAROLINA	1-1	12	0-1	.000	0-0	.000	0-0	.000	0-1	1	0	0	1	0	0	0
M5	at Virginia Tech	1-0	7	0-0	.000	0-0	.000	0-0	.000	0-2	2	0	0	0	0	0	0
M10	vs. Clemson (ACC)	1-0	9	0-1	.000	0-0	.000	0-0	.000	4-1	5	2	0	1	0	0	0
M16	ORAL ROBERTS (NIT)	1-0	17	1-1	1.000	1-1	1.000	0-0	.000	1-1	2	0	1	0	0	2	3
M23	DAVIDSON (NIT)	1-0	7	0-1	.000	0-0	.000	0-0	.000	0-0	0	0	0	0	0	0	0
M26	TCU (NIT)	1-0	0+	0-0	.000	0-0	.000	0-0	.000	0-0	0	0	0	0	0	0	0
M29	vs. South Carolina (NIT)	1-0	3	0-1	.000	0-0	.000	0-0	.000	1-1	2	2	2	1	0	0	0

Career Statistics

Year	G-GS	Min-Avg	FG-A	Pct	3FG-A	Pct	FT-A	Pct	Off-Def	Reb-Avg	PF-FO	Ast	TO	Blk	Stl	Pts-Avg
2001-02	16-0	33-2.1	2- 7	.286	1- 4	.250	2- 2	1.000	3- 2	5-0.3	4-0	4	3	0	1	7-0.4
2002-03	11-0	41-3.7	5-11	.455	2- 5	.400	6- 9	.667	3- 7	10-0.9	2-0	3	4	1	1	18-1.6
2003-04	11-0	45-4.1	1- 3	.333	0- 1	.000	4- 6	.667	3- 8	11-1.0	2-0	5	4	0	2	6-0.5
2004-05	21-1	137-6.5	5-18	.278	2- 7	.286	3- 4	.750	8-15	23-1.1	10-0	6	8	3	5	15-0.7
TOTAL	59-1	256-4.3	13-39	.333	5-17	.294	15-21	.714	17-32	49-0.8	18-0	18	19	4	9	46-0.8

22 Nik CANER-MEDLEY



F • 6-8 • 241 • Jr. • Portland, Maine (Deering)

2004-05 Season

- Led team in scoring (16.0 ppg), minutes (1,008), 3FG (43)... 3rd in rebounding (6.2 rpg), 2nd in steals (43)
- Averaged team-high 16.9 ppg in ACC play... Averaging 7.1 rpg over last 14 games.
- Just missed double-double in NIT semifinal vs. South Carolina (Mar. 29) with 13 points, 9 boards in 26 minutes.
- Had double-double in NIT win vs. Davidson (Mar. 23) with 12 points and 11 boards (10 defensive rebounds).
- Reached 1,000-point plateau for career vs. No.2 North Carolina (Feb. 27)... Scored 16 points with five boards.
- Second double-double of season came with 19 points, 11 rebounds in 2OT win at Virginia (Feb. 19).
- Led all scorers with 25 points in win at No.2 Duke (8-for-13 FG, 3-8 3FG, 6-for-6 FT, 5 rebs, 3 assists, 4 steals).
- First double-double of season came with 15 points, 10 rebounds vs. NC State (Jan. 23)... All points were in 2nd half.
- Scored 35 points in win vs. Temple (Jan. 15), which was 12 points over previous career-high (14-for-21 FG).
- Led Terps with 21 points on 9-for-14 shooting with six rebounds at Wake Forest (Jan. 11)... Also 4 assists, 3 steals.
- Scored 20 points on 9-for-12 shooting vs. Liberty (Dec. 28)... Tied career-high with five steals vs. Flames.
- Career-highs in 3FG (4) and 3FGA (9) in 16-point effort vs. George Washington (Dec. 5)... Season-high 7 boards.
- Joined Chris McCray with team-high 20 points in win over George Mason in BB&T Semis (Dec. 4).

2003-04 Season

- Recipient of first-ever LeFrak Foundation Scholarship for men's basketball.
- Scored 12 points, including 2-for-4 threes and 4-for-4 FTs in NCAA win over UTEP (3/18)... Also three assists.
- One of five Terps in double figures with 13 pts vs. Wake in ACC Quarters (3/12)... 6-for-6 at FT line, 8 rebounds.
- 13 of his team-high 21 points vs. Duke (1/21) were in final 9:21 of game... Also had team-high eight rebounds.
- Had career-night to spark Terps to win at No. 1 Florida (2/10)... 22 points were one under career-high, but six came in OT.
- Set or tied career-bests vs. Florida in FGA (16), 3FG (3), 3FGA (7), rebounds (13, previous career-high was eight) and minutes (43)... 22 points, 13 boards vs. Gators marked his first career double-double.
- 3rd on team in scoring (12.2 ppg)... 3rd in blocks (34)... 3rd in rebounding (4.7 rpg)... 3rd in assists (55).

2002-03 Season

- Became first true freshman to start a game at Maryland since Steve Blake in 1999-00, totalling 18 starts in 31 games.
- Split time with Calvin McCall at small forward, averaging 5.9 ppg and 3.5 rpg in first season.
- In NCAA Tourney, averaged 6.0 ppg and 2.0 rpg, despite missing most of final game after injuring his ankle.

Noteworthy

- Finalist for the McDonald's All-America Team and the National High School Coaches Association Boys Basketball National Player of the Year in 2002.
- Third Maryland player from the state of Maine.

2004-05 Game-By-Game Statistics

Date	Opponent	G-GS	Min	FG-A	Pct	3FG-A	Pct	FT-A	Pct	O-D	Reb	PF	Ast	TO	Blk	Stl	Pts
N19	JACKSON STATE	1-1	19	3- 8	.375	2-3	.667	4-6	.667	3-2	5	1	1	1	2	1	12
N23	MERCER	1-1	30	9-14	.643	1-3	.333	2-2	1.000	3-3	6	0	2	1	0	1	21
N26	vs. Memphis	1-1	28	7-13	.538	1-3	.333	0-1	.000	2-2	4	1	5	0	1	1	15
N30	atWisconsin	1-1	24	2- 9	.222	1-2	.500	2-2	1.000	0-4	4	4	2	6	0	0	7
D4	vs. George Mason	1-1	24	7- 9	.778	2-3	.667	4-4	1.000	1-4	5	1	3	1	1	0	20
D6	vs. George Washington	1-1	32	5-15	.333	4-9	.444	2-2	1.000	2-5	7	3	2	3	0	1	16
D12	UNCASHEVILLE	1-1	26	4- 8	.500	0-3	.000	0-0	.000	0-4	4	2	2	0	1	0	8
D19	FLORIDA STATE	1-1	36	4-15	.267	0-6	.000	3-3	1.000	1-3	4	4	2	3	0	3	11
D23	AMERICAN	1-1	32	6-11	.545	1-3	.333	3-4	.750	3-1	4	0	2	2	0	2	16
D28	LIBERTY	1-1	25	9-12	.750	0-0	.000	2-3	.667	2-3	5	1	2	1	0	5	20
J4	MOUNTST. MARYS	1-0	19	4- 8	.500	2-3	.667	7-8	.875	3-3	6	2	2	1	0	1	17
J8	at North Carolina	1-1	23	3- 8	.375	0-4	.000	4-6	.667	2-2	4	2	0	3	0	3	10
J11	at Wake Forest	1-1	33	9-14	.643	0-3	.000	3-7	.429	3-3	6	1	4	3	0	3	21
J15	TEMPLE	1-1	37	14-21	.667	1-5	.200	6-7	.857	6-3	9	3	2	2	1	2	35
J19	VIRGINIA	1-1	39	8-17	.471	4-8	.500	6-8	.750	3-4	7	2	2	2	2	1	26
J23	NC STATE	1-1	31	5-12	.417	1-4	.250	4-4	1.000	2-8	10	1	2	2	1	0	15
J26	at Duke	1-1	37	8-13	.615	3-8	.375	6-6	1.000	2-3	5	2	3	5	1	4	25
J30	GEORGIATECH	1-1	34	8-19	.421	3-7	.429	0-0	.000	1-2	3	3	1	4	1	0	19
F1	atClemson	1-1	27	4-14	.286	1-6	.167	0-0	.000	2-6	8	0	2	3	0	1	9
F5	at Miami	1-1	30	2-10	.200	1-3	.333	3-4	.750	2-5	7	3	3	4	1	2	8
F8	VIRGINIA TECH	1-1	36	7-11	.636	1-3	.333	6-7	.857	2-5	7	1	1	3	1	1	21
F12	DUKE	1-1	41	5-18	.278	0-1	.000	1-3	.333	3-6	9	3	2	1	0	0	11
F16	at NC State	1-1	35	7-12	.583	3-6	.500	2-2	1.000	4-2	6	4	1	1	0	1	19
F19	at Virginia	1-1	43	7-15	.467	0-1	.000	5-8	.625	2-9	11	1	5	1	0	0	19
F22	CLEMSON	1-1	32	9-15	.600	3-5	.600	2-3	.667	3-4	7	2	2	2	0	0	23
F27	NORTH CAROLINA	1-1	36	7-18	.389	1-3	.333	1-1	1.000	0-5	5	2	0	0	1	0	16
M5	at Virginia Tech	1-1	36	4-12	.333	0-2	.000	4-6	.667	1-1	2	4	1	2	0	1	12
M10	vs. Clemson (ACC)	1-1	35	5-17	.294	2-3	.667	2-2	1.000	4-6	10	3	2	3	0	1	14
M16	ORAL ROBERTS (NIT)	1-1	29	0- 7	.000	0-4	.000	0-2	.000	0-8	8	3	5	6	1	1	0
M23	DAVIDSON (NIT)	1-1	38	3-10	.300	1-4	.250	5-5	1.000	1-10	11	2	2	1	0	1	12
M26	TCU (NIT)	1-1	35	7-12	.583	3-5	.600	3-4	.750	0-0	0	1	2	3	1	3	20
M29	vs. South Carolina (NIT)	1-1	26	6-12	.500	1-3	.000	0-0	.000	2-7	9	3	2	5	0	2	13

Career Statistics

Year	G-GS	Min-Avg	FG-A	Pct	3FG-A	Pct	FT-A	Pct	Off-Def	Reb-Avg	PF-FO	Ast	TO	Blk	Stl	Pts-Avg
2002-03	31-18	519-16.7	74-138	.536	10- 27	.370	25- 43	.581	50- 60	110-3.5	65-1	30	29	20	37	183- 5.9
2003-04	32-32	982-30.7	142-328	.433	36-115	.313	69-105	.657	61- 90	151-4.7	71-2	55	69	34	27	389-12.2
2004-05	32-31	1008-31.5	188-409	.460	43-126	.341	92-120	.767	65-133	198-6.2	65-0	69	75	16	43	511-16.0
TOTALS	95-81	2509-26.4	404-875	.462	89-268	.332	186-268	.694	176-283	459-4.8	201-3	154	173	70	107	1083-11.4

Career Highs

Category	#	Opponent/Date
Points	35	vs. Temple, 1/15/05
FG	14	vs. Temple, 1/15/05
FGA	21	vs. Temple, 1/15/05
3FG	4	vs. Virginia, 1/19/05
	4	vs. George Washington, 12/5/04
3FGA	9	vs. George Washington, 12/5/04
FT	7	vs. Mount St. Mary's, 1/4/05
FTA	9	vs. Wake Forest, 2/28/04
	9	at North Carolina, 2/15/04
Rebounds	13	at Florida, 12/10/03
Assists	5	vs. Oral Roberts-NIT, 3/16/05
	5	at Virginia, 2/19/05
	5	vs. Memphis, 11/26/04
Blocks	4	vs. Florida State, 2/8/04
	4	vs. Wisconsin, 12/2/03
Steals	5	vs. Liberty, 12/28/04
	5	vs. NC State, 1/30/03
Minutes	43	at Virginia, 2/19/05
	43	at Florida, 12/10/03


Bold denotes career high tied or established during the 2004-05 season.

Miscellaneous Statistics

Category	04-05	Car.	Last Time...
Double-Figure Scoring	27	52	13 vs. So. Car.-NIT, 3/29/05
20-plus points	10	14	20 vs. TCU-NIT, 3/26/05
10-plus rebounds	4	6	11 vs. Davidson-NIT, 3/23/05
Double-Doubles	4	6	12-11 vs. Davidson-NIT, 3/23/05

23 Mike JONES

G • 6-5 • 200 • So. • Dorchester, Mass. (Thayer Acad.)



Season and Career Highs

Category	#	Opponent/Date
Points	25	vs. Md.-Eastern Shore, 1/6/04
FG	7	vs. TCU-NIT, 3/26/05
FGA	14	vs. TCU-NIT, 3/26/05
3FG	4	vs. TCU-NIT, 3/26/05
	4	vs. North Carolina, 2/27/05
	4	at Miami, 2/5/05
	4	vs. Temple, 1/15/05
3FGA	10	vs. TCU-NIT, 3/26/05
FT	11	vs. Md.-Eastern Shore, 1/6/04
FTA	12	vs. Md.-Eastern Shore, 1/6/04
Rebounds	7	at Miami, 2/5/05
Assists	3	vs. Jackson State, 11/19/04
	3	vs. Md.-Eastern Shore, 1/6/04
Blocks	2	vs. Oral Roberts-NIT, 3/16/05
Steals	3	vs. Md.-Eastern Shore, 1/6/04
Minutes	31	at Virginia, 2/19/05

Bold denotes career high tied or established during the 2004-05 season.

Miscellaneous Statistics

Category	04-05	Car.	Last Time...
Double-Figure Scoring	8	11	15 vs. So. Car.-NIT, 3/19/05
20-plus points	1	2	21 vs. Temple, 1/15/05
10-plus rebounds	0	0	
Double-Double	0	0	

2004-05 Season

- Averaged 10.1 points over last nine games and 14.5 in four Postseason NIT games (.537 FG%, 11-27 3FG in NIT).
- Tied for team-high honors with McCray, Garrison with 15 points off bench vs. South Carolina (Mar. 29) in 24 minutes.
- One of five players in double figures with 18 points in 22 minutes (4-for-10 3FG) in NIT win over TCU (Mar. 26).
- Tied for team-high 18 points in NIT win over Oral Roberts (Mar. 16)... 18 points came in 17 minutes.
- Scored 12 points in 13 minutes, going 4-for-5 behind arc vs. No.2 North Carolina (Feb. 27).
- Third straight double-figure game came with 15 points in 18 minutes vs. Duke (Feb. 12).
- Had 13 points in 11 minutes off bench vs. Virginia Tech (Feb. 8), going 6-for-6 FGs.
- Scored 14 points in 16 minutes off bench at Miami (Feb. 5)... Went 4-for-9 behind the arc with career-high 7 boards.
- Had seven points in eight minutes at Clemson (Feb. 1).
- Made first start of his career in win at No.2 Duke (Jan. 26)... Scored four points with a rebound in 19 minutes.
- Scored 21 points (5-for-9 FG, 4-for-6 3FG, 7-for-8 FT) with four rebounds in 19 mins. in win over Temple (Jan. 15).
- Matched season-high with nine points at Wake (Jan. 11)... Went 4-for-6 from floor, also two steals in 13 minutes.
- Only points vs. Florida State (Dec. 19) came on a crucial 3-pointer for 88-86 lead with 47 seconds left in OT.

2003-04 Season

- Led Terrapins with a .403 mark from long-range in his rookie season.
- Had 5 points, 2 rebounds, 2 assists, steal in 11 minutes vs. Syracuse in NCAAs (3/20).
- Went 4-for-4 at FT line in final 0:41 of OT to help seal ACC final win over Duke (3/14)... Hit crucial 3-pointer with 33 seconds remaining in second half to bring Terps within 75-74... Scored 7 points and tied career-high with 6 rebounds.
- Scored 11 points in 13 minutes off the bench at Wake (1/29)... three 3-pointers.
- Biggest offensive game as a collegian came vs. UMES (1/6)... Had career-highs in points (25), FG (6), FGA (11), 3FG (2, tied), FT (11), FTA (12), rebounds (6), assists (3), blocks (1), steals (3), minutes (23).
- 25 points vs. UMES were most by a Terp freshman since Drew Nicholas had 27 in Nov. 1999.
- Had an outstanding outing vs. American (11/22) in his collegiate debut, scoring 10 points with a 2-for-7 effort from three-point range, in only 16 minutes.
- Hit .455 from 3-point range (5-for-11) in final seven games of season... Better shooting mark from 3-pt range than inside arc (.403-.375).

Noteworthy

- McDonald's All-American and third team Parade All-American after solid career at Thayer Academy in Braintree, Mass.
- Rated as No. 2 shooting guard in nation, behind only LeBron James, coming out of high school.
- Consensus top-20 high school prospect nationally.
- Averaged 24.8 points, 14.2 rebounds, 3.0 assists, 2.3 steals in his senior season.
- Hit 44 percent from three-point range... Won three-point shootout at McDonald's All-American Game.

2004-05 Game-By-Game Statistics


Date	Opponent	G-GS	Min	FG-A	Pct	3FG-A	Pct	FT-A	Pct	O-D	Reb	PF	Ast	TO	Blk	Stl	Pts
N19	JACKSON STATE	1-0	12	1-4	.250	1-2	.500	0-0	.000	1-4	5	1	3	1	1	1	3
N23	MERCER	1-0	13	1-7	.143	1-3	.333	2-2	1.000	2-3	5	1	0	2	0	1	5
N26	vs. Memphis	1-0	11	4-7	.571	1-2	.500	0-0	.000	0-0	0	1	0	1	0	0	9
N30	at Wisconsin	1-0	10	1-5	.200	0-2	.000	0-0	.000	0-3	3	0	0	1	0	1	2
D4	vs. George Mason	1-0	19	2-5	.400	2-3	.667	0-0	.000	1-3	4	1	0	0	0	0	6
D5	vs. George Washington	1-0	1	0-0	.000	0-0	.000	0-0	.000	0-0	0	0	0	0	0	0	0
D12	UNC ASHEVILLE	1-0	17	1-9	.111	1-7	.143	0-0	.000	1-3	4	3	1	0	0	1	3
D19	FLORIDA STATE	1-0	5	1-2	.500	1-1	1.000	0-0	.000	0-0	0	0	0	0	0	0	3
D23	AMERICAN	1-0	7	0-2	.000	0-2	.000	2-2	1.000	0-0	0	0	0	0	0	1	2
D28	LIBERTY	1-0	9	1-4	.250	0-2	.000	3-6	.500	1-1	2	1	2	1	0	0	5
J4	MOUNTST. MARYS	1-0	8	3-8	.375	0-1	.000	0-0	.000	3-1	4	0	0	1	0	0	6
J8	at North Carolina	1-0	9	1-4	.250	0-3	.000	0-0	.000	0-0	0	1	0	1	0	2	2
J11	at Wake Forest	1-0	13	4-6	.667	1-2	.500	0-2	.000	1-0	1	1	0	2	1	2	9
J15	TEMPLE	1-0	19	5-9	.556	4-6	.667	7-8	.875	2-2	4	2	0	1	0	0	21
J19	VIRGINIA	1-0	11	2-6	.333	1-1	1.000	0-0	.000	0-3	3	2	2	1	0	0	5
J23	NC STATE	1-0	14	0-2	.000	0-2	.000	0-0	.000	1-0	1	3	0	0	0	0	0
J26	at Duke	1-1	19	2-5	.400	0-2	.000	0-0	.000	0-1	1	0	0	2	0	0	4
J30	GEORGIATECH	1-0	9	1-3	.333	0-0	.000	0-0	.000	0-2	2	2	1	1	0	0	2
F1	at Clemson	1-0	8	2-2	1.000	0-0	.000	3-4	.750	1-1	2	0	0	2	0	0	7
F5	at Miami	1-0	16	5-10	.500	4-9	.449	0-1	.000	0-7	7	2	1	1	0	0	14
F8	VIRGINIA TECH	1-0	11	6-6	1.000	0-0	.000	1-1	1.000	0-1	1	0	0	0	0	1	13
F12	DUKE	1-0	18	4-5	.800	1-1	1.000	6-7	.857	1-4	5	2	1	1	1	0	15
F16	at NC State	1-0	13	1-4	.250	0-2	.000	0-1	.000	1-2	3	2	2	1	0	1	2
F19	at Virginia	1-1	31	2-8	.250	1-3	.333	2-2	1.000	2-1	3	3	1	1	0	0	7
F22	CLEMSON	1-0	11	2-8	.250	0-5	.000	2-2	1.000	2-0	2	3	0	1	1	0	6
F27	NORTH CAROLINA	1-0	13	4-8	.500	4-5	.800	0-0	.000	1-3	4	4	1	2	1	0	12
M5	at Virginia Tech	1-0	17	3-11	.273	2-7	.286	0-0	.000	0-3	3	3	0	0	0	1	8
M10	vs. Clemson (ACC)	1-1	19	0-6	.000	0-2	.000	0-0	.000	0-1	1	3	1	0	0	1	0
M16	ORAL ROBERTS (NIT)	1-1	17	6-11	.545	3-7	.429	3-3	1.000	2-1	3	0	1	3	2	2	18
M23	DAVIDSON (NIT)	1-0	11	3-6	.500	1-3	.333	0-0	.000	0-2	2	0	0	1	0	1	7
M26	TCU (NIT)	1-0	22	7-14	.500	4-10	.400	0-0	.000	1-2	3	1	2	1	0	0	18
M29	vs. South Carolina (NIT)	1-0	24	6-10	.600	3-7	.429	0-0	.000	3-3	6	3	0	2	0	0	15

Career Statistics

Year	G-GS	Min-Avg	FG-A	Pct	3FG-A	Pct	FT-A	Pct	Off-Def	Reb-Avg	PF-FO	Ast	TO	Blk	Stl	Pts-Avg
2003-04	30-0	300-10.0	43-110	.391	25-62	.403	35-46	.761	22-34	56-1.9	21-0	15	20	2	13	146-4.9
2004-05	32-4	437-13.7	81-197	.411	36-102	.353	31-41	.756	27-57	84-2.6	45-0	19	31	7	16	229-7.2
TOTALS	62-4	737-11.9	124-307	.404	61-164	.372	66-87	.759	49-91	140-2.3	66-0	34	51	9	29	375-6.0

25 Ekene IBEKWE

F/C • 6-9 • 210 • So. • Carson, Calif. (Carson)



2004-05 Season

- Led team in blocks with 55... 12 blocks, 32 rebounds in Postseason NIT... 2nd on team in rebounding (6.3 rpg).
- Scored 10 points with 8 rebounds and 3 blocks in 26 minutes off bench in NIT win over TCU (Mar. 26).
- Had 11 points, 9 rebounds and 5 blocks in 21 minutes off bench in NIT win over Davidson (Mar. 23).
- Had 4 blocks, 8 rebounds, 8 points in 18 minutes vs. Oral Roberts (Mar. 16).
- Had nine points, seven rebounds in 22 minutes off the bench vs. Clemson in ACC Tourney (Mar. 10).
- Returned from two-game hiatus with 11 points, five rebs, two blocks in 17 mins. in win over Duke (Feb. 12).
- Had 14 points, nine rebounds, four blocks in only 24 mins. in win over No.21 Georgia Tech (Jan. 30).
- Came off bench to score 15 points with nine rebounds in win at No.2 Duke (Jan. 26)... 7-for-9 from FT line.
- Had career-high six blocks and 12 rebounds vs. Liberty (Dec. 28).
- Had career-high 13 rebounds and tied career-high with three steals in win over American (Dec. 23).
- Had 13 points on 5-for-7 shooting vs. Florida State (Dec. 19) in appearance limited to 16 minutes by foul trouble.
- Posted first career double-double with 21 points on 10-of-13 shooting and 12 rebounds at Wisconsin (Nov. 30).
- 2004-05 LeFrak Foundation Scholar-Athlete for men's basketball.

2003-04 Season

- Nine rebounds vs. Syracuse (3/20) in NCAA 2nd Round ... 15 boards in 2 NCAA games.
- Scored five points with six rebounds and career-high-tying four blocks vs. UTEP in NCAA 1st Round (3/18).
- First collegiate start came 1/6 vs. UMES... 7 points, 7 rebounds, 4 blocks in 23 minutes vs. Hawks.
- Had a solid outing in his collegiate debut, scoring nine points with three blocks, two steals vs. American (Nov. 22).
- Led Terps in blocked shots with 44 despite being 7th on team in minutes-per-game... Had eight games this season with three blocks or more... 22 games with at least one block, including each of the last seven.
- As starter: 7 games, 109 minutes, 37 points, 24 rebounds, 15-for-29 shooting, 11 blocks, 7 steals.
- Only Terp freshman to have played in all 32 games.

Noteworthy

- Second team Parade All-American from Carson HS in Los Angeles metro area.
- Averaged 19.9 points, 10.2 rebounds as a senior.
- Member of Long Beach Press-Telegram's Dream Team for California high school players as senior.
- First team All-City, All-South Bay and team MVP as a junior and senior.
- Named to all-tourney team at Baltimore Charm City Challenge, playing with Terp teammates Hassan Fofana, D.J. Strawberry and Will Bowers.
- Parents Agatha and Augustline Ibekwe are from Nigeria.

Season and Career Highs

Category	#	Opponent/Date
Points	21	at Wisconsin, 11/30/04
FG	10	at Wisconsin, 11/30/04
FGA	13	vs. American, 12/23/04
	13	at Wisconsin, 11/30/04
3FG	1	(6x) last vs. TCU-NIT, 3/26/05
3FGA	4	vs. George Washington, 12/4/04
FT	7	at Duke, 1/26/05
FTA	9	vs. Clemson-ACC, 3/10/05
	9	at Duke, 1/26/05
	9	vs. Mount St. Mary's, 1/3/04
Rebounds	13	vs. American, 12/23/04
Assists	3	vs. Jackson State, 11/19/04
Blocks	6	vs. Liberty, 12/28/04
Steals	3	vs. South Carolina-NIT, 3/29/05
	3	vs. American, 12/23/04
	3	UNC Asheville, 12/12/04
Minutes	33	at Wisconsin, 11/30/04

Bold denotes career high tied or established during the 2004-05 season.

Miscellaneous Statistics

Category	04-05	Car.	Last Time...
Double-Figure Scoring	11	13	10 vs. TCU-NIT, 3/26/05
20-plus points	1	1	21 at Wisconsin, 11/30/04
10-plus rebounds	3	5	12 vs. Liberty, 12/28/04
Double-Double	1	1	21-12 at Wisconsin, 11/30/04

2004-05 Game-By-Game Statistics


Date	Opponent	G-GS	Min	FG-A	Pct	3FG-A	Pct	FT-A	Pct	O-D	Reb	PF	Ast	TO	Blk	Stl	Pts	
N19	JACKSON STATE	1-1	23	6-10	.600	1-2	.500	4-4	1.000	2-6	8	2	3	3	3	1	17	
N23	MERCER	1-1	23	1-9	.111	0-0	.000	2-6	.333	3-4	7	3	0	1	2	0	4	
N26	vs. Memphis	1-1	19	1-4	.250	0-0	.000	2-3	.667	0-1	1	4	1	2	2	1	4	
N30	at Wisconsin	1-1	33	10-13	.769	0-0	.000	1-3	.333	5-7	12	5	0	4	2	1	21	
D4	vs. George Mason	1-1	19	0-6	.000	0-0	.000	0-1	.000	2-2	4	4	2	2	0	1	0	
D5	vs. George Washington	1-1	29	4-10	.400	0-4	.000	2-6	.333	4-4	8	4	1	1	3	2	10	
D12	UNC ASHEVILLE	1-1	26	4-8	.500	1-2	.500	3-3	1.000	3-4	7	3	1	2	2	3	12	
D19	FLORIDA STATE	1-1	16	5-7	.714	0-0	.000	3-3	1.000	3-0	3	5	0	2	1	0	13	
D23	AMERICAN	1-1	25	3-13	.231	0-0	.000	3-5	.600	6-7	13	3	0	1	1	3	9	
D28	LIBERTY	1-1	22	3-10	.300	0-1	.000	0-0	.000	4-8	12	2	0	2	6	1	6	
J4	MOUNT ST. MARYS	1-1	24	3-6	.500	0-0	.000	0-0	.000	1-7	8	1	1	3	1	2	6	
J8	at North Carolina	1-1	14	1-4	.250	0-1	.000	1-2	.500	0-2	2	5	1	1	1	0	3	
J11	at Wake Forest	1-1	28	4-11	.364	0-1	.000	1-2	.500	1-6	7	3	1	2	2	0	9	
J15	TEMPLE	1-1	11	1-4	.250	0-0	.000	0-0	.000	0-1	1	2	1	3	0	1	2	
J19	VIRGINIA	1-1	22	5-8	.625	0-1	.000	2-3	.667	1-5	6	5	0	3	2	0	12	
J23	NC STATE	1-1	31	2-6	.333	0-1	.000	4-8	.500	3-5	8	3	0	5	0	1	8	
J26	at Duke	1-0	22	4-12	.333	0-0	.000	7-9	.778	4-5	9	2	2	3	2	1	15	
J30	GEORGIA TECH	1-0	24	5-7	.714	0-0	.000	4-7	.571	2-7	9	4	0	4	4	1	14	
F1	at Clemson	1-0	18	2-3	.667	0-0	.000	2-2	1.000	1-3	4	5	0	4	0	0	6	
F5	at Miami	dnp-inj																
F8	VIRGINIA TECH	dnp-inj																
F12	DUKE	1-0	17	3-6	.500	0-1	.000	5-7	.714	2-3	5	4	0	2	2	1	11	
F16	at NC State	1-0	24	1-8	.125	0-0	.000	2-5	.400	1-3	4	3	0	1	2	1	4	
F19	at Virginia	1-0	16	2-7	.286	0-0	.000	4-7	.571	1-1	2	3	0	1	2	0	8	
F22	CLEMSON	1-1	19	2-7	.286	0-0	.000	3-4	.750	1-3	4	5	1	1	1	0	7	
F27	NORTH CAROLINA	1-0	13	2-6	.333	0-0	.000	0-0	.000	3-0	3	3	0	1	0	0	4	
M5	at Virginia Tech	1-0	15	1-2	.500	0-0	.000	0-0	.000	0-3	3	1	0	0	1	0	2	
M10	vs. Clemson (ACC)	1-0	22	3-5	.600	0-1	.000	3-9	.333	3-4	7	3	0	3	1	0	9	
M16	ORAL ROBERTS (NIT)	1-0	18	2-6	.333	0-1	.000	4-6	.667	3-5	8	5	1	0	4	0	8	
M23	DAVIDSON (NIT)	1-0	21	4-7	.571	0-1	.000	3-8	.375	2-7	9	4	1	2	5	2	11	
M26	TCU (NIT)	1-0	26	4-8	.500	1-2	.500	1-4	.250	2-6	8	4	1	2	3	1	10	
M29	vs. South Carolina (NIT)	1-1	24	2-7	.286	0-0	.000	3-8	.375	2-5	7	3	2	3	0	3	7	

Career Statistics

Year	G-GS	Min-Avg	FG-A	Pct	3FG-A	Pct	FT-A	Pct	Off-Def	Reb-Avg	PF-FO	Ast	TO	Blk	Stl	Pts-Avg
2003-04	32- 7	434-13.6	61-121	.504	3-11	.273	32- 62	.516	48- 76	124-3.9	74- 3	10	39	44	25	157-4.9
2004-05	30-18	644-21.5	90-220	.409	3-19	.158	69-125	.552	65-124	189-6.3	103- 7	20	64	55	27	252-8.4
TOTALS	62-25	1078-17.4	151-341	.443	6-30	.200	101-187	.540	113-200	313-5.0	177-10	30	103	99	52	409-6.6

31 Will BOWERS

C • 7-1 • 248 • So. • Hanover, Md. (Archbishop Spalding)



Season and Career Highs

Category	#	Opponent/Date
Points	14	vs. Oral Roberts-NIT, 3/16/05
FG	5	vs. Oral Roberts-NIT, 3/16/05
FGA	9	vs. Oral Roberts-NIT, 3/16/05
3FG	0	
3FGA	1	vs. Oral Roberts-NIT, 3/16/05
	1	at Wake Forest, 1/11/05
FT	4	vs. Oral Roberts-NIT, 3/16/05
	4	vs. Clemson-ACC, 3/10/05
	4	at Virginia Tech, 3/5/05
FTA	5	vs. Oral Roberts-NIT, 3/16/05
Rebounds	7	at Duke, 1/26/05
	7	vs. Liberty, 12/28/04
Assists	3	vs. Liberty, 12/28/04
Blocks	3	vs. Virginia, 1/19/05
Steals	2	vs. Clemson, 2/22/05
Minutes	27	vs. Clemson-ACC, 3/10/05
	27	at Miami, 2/5/05

Bold denotes career high tied or established during 2004-05 season.

Miscellaneous Statistics

Category	04-05	Car.	Last Time...
Double-Figure Scoring	2	2	14 vs. Oral Roberts-nit, 3/16/05
20-plus points	0	0	
10-plus rebounds	0	0	
Double-Doubles	0	0	

2004-05 Season

- Lone double-figure scoring games of career came back-to-back in postseason with 14 vs. ORU, 10 vs. Clemson.
- Career-high 14 points (5-for-9 FG, 4-for-5 FT) with 5 boards, 2 blocks in 17 minutes vs. Oral Roberts (Mar. 16).
- Started four straight games at center for Terps (79 minutes, 13 points, 14 rebounds) from Jan. 26 to Feb. 5.
- Career-high seven points with three boards at Miami (Feb. 5) in career-best 27 minutes.
- First start of career came at No.2 Duke in victory on Jan. 26... 4 points, 7 boards, 2 blocks in 23 minutes.
- Career-high three blocks in win vs. Virginia (Jan. 19).
- Four points, five rebounds in career-high 22 minutes vs. Temple (Jan. 15).
- Had five points, six rebounds in 14 minutes vs. Mount St. Mary's (Jan. 4).
- Then-career-highs in minutes (18), rebounds (7), assists (3) vs. Liberty (Dec. 28).
- Had five boards and tied career-high with two blocks in crucial 14 minutes vs. Florida State (Dec. 19).
- Had 14 minutes with two points vs. UNC Asheville (Dec. 12).
- Scored four points on 2-for-3 shooting vs. George Mason in BB&T Semifinals (Dec. 4), tying career-high with 13 mins.

2003-04 Season

- Tied career-high with four rebounds in only 10 minutes at Duke (2/22).
- Had career-high two blocked shots at Georgia Tech (1/17), playing only seven minutes off the bench.
- Scored career-high six points in career-high-tying 13 minutes vs. UMES (1/6).
- Played nine minutes in win at No. 1 Florida (12/10), chipping in with a rebound and the first blocked shot of his career.
- Played 10 minutes vs. American in his collegiate debut (11/22).
- First collegiate points came at the line vs. Eagles... Also had two boards and a steal.
- Played in 13 of Terps' first 15 games of the season.

Noteworthy

- Averaged 13.5 points, 6.0 rebounds as senior for Archbishop Spalding HS in nearby Severn, Md.
- Had 76 blocks and 40 assists in his final prep season.
- Cavaliers finished 26-7 in the Baltimore Catholic League last year.
- First team All-Metro pick by *Baltimore Sun* as a senior after earning second-team honor as junior.
- Scored 1,100 career points as a prep player.
- Also played on tennis team in high school.

2004-05 Game-By-Game Statistics

Date	Opponent	G-GS	Min	FG-A	Pct	3FG-A	Pct	FT-A	Pct	O-D	Reb	PF	Ast	TO	Blk	Stl	Pts
N19	JACKSON STATE	1-0	10	0-0	.000	0-0	.000	0-0	.000	0-0	0	1	0	2	0	0	0
N23	MERCER	1-0	10	0-0	.000	0-0	.000	0-0	.000	0-4	4	1	0	2	1	0	0
N26	vs. Memphis	1-0	3	0-1	.000	0-0	.000	0-0	.000	0-0	0	0	0	1	0	0	0
N30	at Wisconsin	1-0	2	0-0	.000	0-0	.000	0-0	.000	0-0	0	0	0	0	0	0	0
D4	vs. George Mason	1-0	13	2-3	.667	0-0	.000	0-2	.000	0-2	2	4	1	0	1	0	4
D6	vs. George Wash.	dnp-cd															
D12	UNC ASHEVILLE	1-0	14	1-4	.250	0-0	.000	0-0	.000	0-0	0	3	1	1	0	0	2
D19	FLORIDA STATE	1-0	14	1-3	.333	0-0	.000	0-0	.000	1-4	5	2	1	1	2	0	2
D23	AMERICAN	1-0	9	0-0	.000	0-0	.000	0-0	.000	1-1	2	1	1	1	0	1	0
D28	LIBERTY	1-0	18	2-4	.500	0-0	.000	0-0	.000	3-4	7	3	3	0	1	0	4
J4	MOUNT ST. MARY'S	1-0	14	2-4	.500	0-0	.000	1-1	1.000	2-4	6	2	1	0	0	0	5
J8	at North Carolina	1-0	13	0-2	.000	0-0	.000	2-2	1.000	0-2	2	2	0	1	0	0	2
J11	at Wake Forest	1-0	15	1-3	.333	0-1	.000	1-1	1.000	1-3	4	4	0	0	0	0	3
J15	TEMPLE	1-0	22	1-2	.500	0-0	.000	2-4	.500	1-4	5	2	0	0	1	0	4
J19	VIRGINIA	1-0	21	1-4	.250	0-0	.000	0-0	.000	0-2	2	3	0	0	3	0	2
J23	NC STATE	1-0	6	1-2	.500	0-0	.000	0-0	.000	0-0	0	1	0	1	0	0	2
J26	at Duke	1-1	23	2-7	.286	0-0	.000	0-0	.000	4-3	7	3	0	3	2	1	4
J30	GEORGIA TECH	1-1	16	0-1	.000	0-0	.000	0-2	.000	0-1	1	1	1	1	0	0	0
F1	at Clemson	1-1	13	1-2	.500	0-0	.000	0-0	.000	0-3	3	4	0	1	0	0	2
F5	at Miami	1-1	27	3-7	.429	0-0	.000	1-4	.250	1-2	3	4	0	3	1	0	7
F8	VIRGINIA TECH	1-0	19	3-3	1.000	0-0	.000	0-0	.000	0-4	4	2	0	2	1	0	6
F12	DUKE	1-1	10	2-3	.667	0-0	.000	1-2	.500	1-1	2	4	1	0	0	0	5
F16	at NC State	1-1	9	0-1	.000	0-0	.000	0-0	.000	0-1	1	0	0	0	0	0	0
F19	at Virginia	1-0	6	0-1	.000	0-0	.000	0-0	.000	0-0	0	1	1	0	1	0	0
F22	CLEMSON	1-0	5	0-0	.000	0-0	.000	0-0	.000	0-0	0	3	0	1	2	2	0
F27	NORTH CAROLINA	1-0	4	1-3	.333	0-0	.000	0-0	.000	1-0	1	1	0	0	1	0	2
M5	at Virginia Tech	1-0	10	0-2	.000	0-0	.000	4-4	1.000	1-2	3	2	0	0	2	0	4
M10	vs. Clemson (ACC)	1-1	27	3-6	.500	0-0	.000	4-4	1.000	4-2	6	2	2	0	3	1	10
M16	ORAL ROBERTS (NIT)	1-1	17	5-9	.556	0-1	.000	4-5	.800	2-3	5	2	1	1	2	0	14
M23	DAVIDSON (NIT)	1-1	9	0-3	.000	0-0	.000	0-0	.000	2-2	4	2	2	1	0	0	0
M26	TCU (NIT)	1-1	9	0-0	.000	0-0	.000	2-4	.500	0-2	2	2	0	0	1	0	2
M29	vs. South Carolina (NIT)	1-0	1	0-0	.000	0-0	.000	0-0	.000	0-0	0	1	0	1	0	0	0

Career Statistics

Year	G-GS	Min-Avg	FG-A	Pct	3FG-A	Pct	FT-A	Pct	Off-Def	Reb-Avg	PF-FO	Ast	TO	Blk	Stl	Pts-Avg
2003-04	19-0	97-5.1	4-13	.308	0-0	.000	8-13	.615	5-17	22-1.2	20-0	4	4	3	3	16-0.8
2004-05	31-10	389-12.5	32-80	.400	0-2	.000	22-35	.629	25-56	81-2.6	63-0	14	27	23	4	86-2.8
TOTALS	50-10	486-9.7	36-93	.387	0-2	.000	30-48	.625	30-73	103-2.1	83-0	18	31	26	7	102-2.0

33 Gini CHUKURA

Season and Career Highs

Category	#	Opponent/Date
Points	0	
FG	0	
FGA	0	
3FG	0	
3FGA	0	
FT	0	
FTA	0	
Rebounds	1	vs. Liberty, 12/28/04
Assists	0	
Blocks	1	vs. Mount St. Mary's, 1/4/05
Steals	0	
Minutes	3	vs. Liberty, 12/28/04

Bold denotes career high tied or established during the 2004-05 season.

F • 6-5 • 210 • So. • Silver Spring, Md. (Good Counsel)

On Chukura

- An adept rebounder, slashing scorer and aggressive on-ball defender.
- Brings a tremendous amount of energy, intensity and enthusiasm to practice sessions.
- Originally displayed his skills at walk-on tryouts this fall.
- A performer in the classroom as well, plans to major in business.

Williams on Chukura

- With injuries to Mike Grinnon and Darien Henry (in mid-December), we added Gini to the team for depth at this point in the season. It is good timing for Gini to join the team because he has the semester break to learn our system."

2004-05 Season

- Saw first collegiate action vs. Liberty with one rebound in three-minute stint.
- Became eligible to play in his first game vs. Liberty (Dec. 28).

Noteworthy

- Attended same high school as Terp freshman James Gist. High school coach was Tim McKenna.
- Lettered two seasons on Good Counsel's varsity squad.
- Birthday is Oct. 17. Parents' names are Niki Ababio and Chris Chukura.
- Has two younger twin brothers, Peter (14) and Paul (14).
- Lists Kevin Garnett as his favorite pro basketball player because of the overall contributions he makes to his team.
- Interests include music and drawing.
- Pronounced "GIN-ee CHA-koor-uh"

Miscellaneous Statistics

Category	04-05	Car.	Last Time...
Double-Figure Scoring	0	0	
20-plus points	0	0	
10-plus rebounds	0	0	
Double-Doubles	0	0	

2004-05 Game-By-Game Statistics

Date	Opponent	G-GS	Min	FG-A	Pct	3FG-A	Pct	FT-A	Pct	O-D	Reb	PF	Ast	TO	Blk	Stl	Pts
D28	LIBERTY	1-0	3	0-0	.000	0-0	.000	0-0	.000	0-1	1	0	0	0	0	0	0
J4	MOUNTST. MARY'S	1-0	2	0-0	.000	0-0	.000	0-0	.000	0-0	0	0	0	0	1	0	0
J8	at North Carolina	1-0	1	0-0	.000	0-0	.000	0-0	.000	0-0	0	0	0	0	0	0	0
J11	at Wake Forest	1-0	0+	0-0	.000	0-0	.000	0-0	.000	0-0	0	0	0	0	0	0	0
J15	TEMPLE	dnp-cd															
J19	VIRGINIA	dnp-cd															
J23	NC STATE	dnp-cd															
J26	at Duke	dnp-cd															
J30	GEORGIATECH	dnp-cd															
F1	at Clemson	dnp-cd															
F5	at Miami	dnp-cd															
F8	VIRGINIA TECH	dnp-cd															
F12	DUKE	dnp-cd															
F16	at NC State	dnp-cd															
F19	at Virginia	dnp-cd															
F22	CLEMSON	dnp-cd															
F27	NORTH CAROLINA	dnp-cd															
M5	at Virginia Tech	dnp-cd															
M10	vs. Clemson (ACC)	1-0	0+	0-0	.000	0-0	.000	0-0	.000	0-0	0	0	0	0	0	0	0
M16	ORAL ROBTS. (NIT)	dnp-cd															
M23	DAVIDSON (NIT)	dnp-cd															
M26	TCU (NIT)	1-0	0+	0-0	.000	0-0	.000	0-0	.000	0-0	0	0	0	0	0	0	0
M29	vs. South Car. (NIT)	dnp-cd															

Career Statistics

Year	G-GS	Min-Avg	FG-A	Pct	3FG-A	Pct	FT-A	Pct	Off-Def	Reb-Avg	PF-FO	Ast	TO	Blk	Stl	Pts-Avg
2004-05	6-0	6-1.0	0-0	.000	0-0	.000	0-0	.000	0-1	1-0.2	0-0	0	0	1	0	0-0.0