

BROOKLYN

Notre Dame leads 1-0

Home: 1-0, Away: 0-0, Neutral: 0-0

Date	Site	Result	Score
3-3-87	Notre Dame, IN	W	76-57

BROWN

Notre Dame leads 1-0

Home: 1-0, Away: 0-0, Neutral: 0-0

Date	Site	Result	Score
1-30-79	Notre Dame, IN	W	80-53

BUCKNELL

Notre Dame leads 2-0

Home: 2-0, Away: 0-0, Neutral: 0-0

Date	Site	Result	Score
1-19-83	Notre Dame, IN	W	64-52
11-22-02	Notre Dame, IN	W	73-42

BUFFALO GERMAN

Buffalo Germans lead 2-0

Home: 0-0, Away: 0-2, Neutral: 0-0

Date	Site	Result	Score
2-10-09	Buffalo, NY	L	22-34
2-11-09	Buffalo, NY	L	18-31

BUNKER HILL

Notre Dame leads 1-0

Home: 1-0, Away: 0-0, Neutral: 0-0

Date	Site	Result	Score
2-2-44	Notre Dame, IN	W	65-55

BUTLER

Notre Dame leads 71-30

Home: 40-10, Away: 31-20, Neutral: 0-0

Date	Site	Result	Score
1-27-09	Indianapolis, IN	W	47-14
2-9-10	Notre Dame, IN	W	49-16
1-5-22	Indianapolis, IN	L	21-37
1-16-22	South Bend, IN*	L	23-28
1-8-23	Indianapolis, IN	L	14-29
1-29-23	South Bend, IN*	L	18-41
1-9-25	Indianapolis, IN	L	16-31
2-10-25	South Bend, IN*	L	23-32
2-11-28	Notre Dame, IN	W	32-24
3-7-28	Indianapolis, IN	L	13-21
2-15-29	Indianapolis, IN	W	24-21
3-8-29	Notre Dame, IN	L	16-35
2-14-30	Indianapolis, IN	W	28-10
2-28-30	Notre Dame, IN	W	29-16
2-21-31	Notre Dame, IN	W	27-19
3-10-31	Indianapolis, IN	L	15-20
2-19-32	Indianapolis, IN	W	37-32
3-10-32	Notre Dame, IN	W	28-23
1-14-33	Notre Dame, IN	L	25-27
3-1-33	Indianapolis, IN (ot)	W	42-41
1-13-34	Notre Dame, IN	W	37-17
2-24-34	Indianapolis, IN	W	34-24
1-12-35	Notre Dame, IN	W	30-29
2-23-35	Indianapolis, IN	W	27-23
1-25-36	Notre Dame, IN	W	35-27
2-29-36	Indianapolis, IN	W	34-30
1-9-37	Notre Dame, IN	W	25-24
2-27-37	Indianapolis, IN	W	42-17
1-22-38	Notre Dame, IN	W	39-26
2-14-38	Indianapolis, IN	W	45-22
1-7-39	Notre Dame, IN	W	37-35
3-1-39	Indianapolis, IN	L	27-35
1-16-40	Notre Dame, IN	W	55-39
2-26-40	Indianapolis, IN	L	38-39
1-11-41	Notre Dame, IN	W	45-35
2-24-41	Indianapolis, IN	L	40-54
1-17-42	Indianapolis, IN	L	43-49
2-24-42	Notre Dame, IN	W	57-54
1-25-43	Indianapolis, IN	W	45-34
2-23-43	Notre Dame, IN	W	64-32
1-7-47	Notre Dame, IN	W	86-40
2-3-47	Indianapolis, IN	W	73-60
1-7-48	Notre Dame, IN	W	71-47
2-4-48	Indianapolis, IN	W	53-52
1-18-49	Notre Dame, IN	W	60-58
1-31-49	Indianapolis, IN	L	54-68
1-4-50	Notre Dame, IN	W	54-33
1-31-50	Indianapolis, IN	L	57-63
1-3-51	Notre Dame, IN	W	55-48
1-30-51	Indianapolis, IN	W	75-65
1-8-52	Notre Dame, IN	W	55-49
2-11-52	Indianapolis, IN	W	52-48
12-27-52	Indianapolis, IN	W	63-49
2-4-53	Notre Dame, IN	W	80-53
2-3-54	Notre Dame, IN	W	95-58
2-17-54	Indianapolis, IN	W	81-56
1-5-55	Notre Dame, IN	W	83-58
2-14-55	Indianapolis, IN	W	81-71
1-4-56	Notre Dame, IN	W	83-69
2-7-56	Indianapolis, IN	L	74-81
1-5-57	Notre Dame, IN	L	84-86
2-13-57	Indianapolis, IN	W	70-65
1-6-58	Notre Dame, IN	W	83-72
2-12-58	Indianapolis, IN	W	90-81
1-6-59	Notre Dame, IN	L	60-62
2-16-59	Indianapolis, IN (2ot)	L	89-92
1-5-60	Indianapolis, IN	W	76-51
2-16-60	Indianapolis, IN	W	79-62

1-4-61	Notre Dame, IN	W	72-56
1-30-61	Indianapolis, IN	W	74-69
1-9-62	Notre Dame, IN	L	67-83
12-13-62	Indianapolis, IN	L	77-88
12-22-62	Indianapolis, IN	L	59-66
1-14-63	Notre Dame, IN	W	80-54
2-3-64	Indianapolis, IN	W	72-64
2-19-64	Notre Dame, IN	W	90-73
1-16-65	Notre Dame, IN	W	94-57
2-8-65	Indianapolis, IN	W	94-72
1-31-66	Indianapolis, IN	L	67-90
2-9-66	Notre Dame, IN	W	84-61
1-30-67	Indianapolis, IN	W	101-80
2-13-67	Notre Dame, IN	W	57-48
1-17-68	Notre Dame, IN	W	82-77
1-9-69	Notre Dame, IN	W	76-73
2-17-69	Indianapolis, IN	W	94-90
2-23-70	Indianapolis, IN	W	121-114
2-8-71	Notre Dame, IN	W	93-81
2-5-73	Notre Dame, IN	W	89-62
12-30-74	Indianapolis, IN	W	93-83
2-16-76	Indianapolis, IN#	W	92-79
2-14-77	Notre Dame, IN	W	97-74
2-28-85	Indianapolis, IN (ot)	L	69-70
11-30-85	Notre Dame, IN	W	87-56
1-27-88	Notre Dame, IN	W	85-66
3-6-89	Indianapolis, IN	W	76-69
12-30-89	Notre Dame, IN	W	97-65
12-3-90	Indianapolis, IN	L	77-91
11-26-91	Notre Dame, IN	L	60-67
1-18-93	Indianapolis, IN	L	56-70
2-8-94	Notre Dame, IN	L	57-67
2-15-95	Indianapolis, IN	L	60-76

*--Game played at South Bend YMCA
#--Game played at Market Square Arena**CALIFORNIA**

California leads 1-0

Home: 0-0, Away: 0-0, Neutral: 0-1

Date	Site	Result	Score
12-27-66	Honolulu, HI*	L	63-69

*--Rainbow Classic

CAL-POLY (POMONA)

Notre Dame leads 2-0

Home: 2-0, Away: 0-0, Neutral: 0-0

Date	Site	Result	Score
12-1-76	Notre Dame, IN	W	93-67
12-6-80	Notre Dame, IN	W	76-50

CAL STATE NORTHRIDGE

Notre Dame leads 1-0

Home: 1-0, Away: 0-0, Neutral: 0-0

Date	Site	Result	Score
1-31-94	Notre Dame, IN	W	76-58

CAMP ATTERBURY

Notre Dame leads 1-0

Home: 1-0, Away: 0-0, Neutral: 0-0

Date	Site	Result	Score
12-9-45	Notre Dame, IN	W	56-37

CAMP GRANT

Camp Grant leads 1-0

Home: 0-0, Away: 0-0, Neutral: 0-1

Date	Site	Result	Score
3-3-44	Chicago, IL*	L	47-63

*--Game played at Chicago Stadium

CANISIAUS

Notre Dame leads 19-4

Home: 7-0, Away: 12-4, Neutral: 0-0

Date	Site	Result	Score
2-15-37	Buffalo, NY	W	40-36
1-10-38	Buffalo, NY	W	57-33
1-21-39	Buffalo, NY	W	72-36
2-15-43	Buffalo, NY	W	55-37
2-7-46	Buffalo, NY	W	69-47
2-22-47	Buffalo, NY	W	45-39
2-28-48	Buffalo, NY	W	64-53
2-26-49	Buffalo, NY	W	59-51
1-14-50	Buffalo, NY	L	50-53
2-24-51	Buffalo, NY	L	53-60
1-26-52	Buffalo, NY	W	72-59
1-16-54	Buffalo, NY	W	78-59
2-2-57	Buffalo, NY (2ot)	L	89-94
2-4-58	Notre Dame, IN	W	71-59
2-7-59	Buffalo, NY	W	76-59
2-2-60	Notre Dame, IN	W	71-65
2-4-61	Buffalo, NY	L	72-79
2-6-62	Notre Dame, IN	W	88-72
1-23-80	Notre Dame, IN	W	84-63
1-12-83	Notre Dame, IN	W	78-47
12-19-00	Notre Dame, IN	W	99-71
12-22-01	Buffalo, NY	W	84-73
12-22-02	Notre Dame, IN	W	93-75

CARNEGIE TECH

Notre Dame leads 3-1

Home: 2-0, Away: 1-1, Neutral: 0-0

Date	Site	Result	Score
2-23-25	Pittsburgh, PA	L	31-36
2-20-26	Notre Dame, IN	W	60-26
2-17-28	Pittsburgh, PA	W	31-19
2-1-33	Notre Dame, IN	W	37-35

CENTRAL YMCA

Series tied 1-1

Home: 1-0, Away: 0-1

Date	Site	Result	Score
12-19-08	South Bend, IN (ot)	L	22-26
1-16-09	Notre Dame, IN	W	25-8

CENTRAL MICHIGAN

Notre Dame leads 2-1

Home: 2-1, Away: 0-0, Neutral: 0-0

Date	Site	Result	Score
12-29-86	Notre Dame, IN	W	55-54
12-5-98	Notre Dame, IN	W	83-56
12-6-03	Notre Dame, IN	L	68-69

CHAMINADE

Notre Dame leads 1-0

Home: 0-0, Away: 0-0, Neutral: 1-0

Date	Site	Result	Score
12-22-93	Lahaina, HI*	W	94-78

*--Maui Classic

CHANUTE FIELD

Notre Dame leads 1-0

Home: 1-0, Away: 0-0, Neutral: 0-0

Date	Site	Result	Score
12-11-45	Notre Dame, IN	W	52-45

CHARLOTTE

Notre Dame leads 1-0

Home: 0-0, Away: 0-0, Neutral: 1-0

Date	Site	Result	Score
3-14-02	Greenville, SC*	W	82-63

*NCAA Tournament (first round)

CHARLESTON SOUTHERN

Notre Dame leads 1-0

Home: 0-0, Away: 0-0, Neutral: 1-0

Date	Site	Result	Score
11-26-04	Notre Dame, IN	W	54-38

CHICAGO

Notre Dame leads 4-0

Home: 2-0, Away: 2-0, Neutral: 0-0

Date	Site	Result	Score
2-4-33	Chicago, IL	W	39-26
1-24-34	Notre Dame, IN	W	37-26
1-26-35	Notre Dame, IN	W	32-20
1-2-37	Chicago, IL	W	30-27

CHRISTIAN BROTHERS

Notre Dame leads 2-0

Home: 1-0, Away: 1-0, Neutral: 0-0

Date	Site	Result	Score
12-26-08	Memphis, TN	W	60-15
12-2-63	Notre Dame, IN	W	98-65

CINCINNATI

Notre Dame leads 3-1

Home: 1-0, Away: 0-0, Neutral: 2-1

Date	Site	Result	Score
12-6-39	Notre Dame, IN	W	54-17
3-22-75	Las Cruces, NM* (ot)	L	87-95
3-13-76	Lawrence, KS#	W	79-78
11-25-00	Indianapolis, IN#	W	69-51

*--NCAA Tournament (third round)
#--NCAA Tournament (first round)
&--Wooden Tradition**THE CITADEL**

Notre Dame leads 1-0

Home: 1-0, Away: 0-0, Neutral: 0-0

Date	Site	Result	Score
11-17-97	Notre Dame, IN	W	72-53

CITY COLLEGE OF DETROIT

Notre Dame leads 1-0

Home: 0-0, Away: 1-0, Neutral: 0-0

COLUMBIA COLLEGE (IA)

Notre Dame leads 3-0
 Home: 2-0, Away: 1-0, Neutral: 0-0

Date	Site	Result	Score
2-7-22	Notre Dame, IN	W	32-20
3-3-25	Columbia, IA	W	44-26
3-3-38	Notre Dame, IN	W	49-18

CO. H, ILLINOIS N.G.

Notre Dame leads 1-0
 Home: 1-0, Away: 0-0, Neutral: 0-0

Date	Site	Result	Score
1-11-13	Notre Dame, IN	W	52-38

CO. M, GROVE CITY

Notre Dame leads 1-0
 Home: 0-0, Away: 1-0, Neutral: 0-0

Date	Site	Result	Score
2-16-09	Grove City, IL	W	41-20

CONCORDIA

Notre Dame leads 1-0
 Home: 0-0, Away: 1-0, Neutral: 0-0

Date	Site	Result	Score
2-9-24	River Forest, IL	W	38-34

CONNECTICUT

Connecticut leads 12-5
 Home: 4-3, Away: 1-6, Neutral: 0-2

Date	Site	Result	Score
12-6-95	Notre Dame, IN	L	65-85
2-17-96	Storrs, CT*	L	65-85
2-8-97	Notre Dame, IN (ot)	W	71-65
1-3-98	Hartford, CT#	L	58-84
2-17-98	Notre Dame, IN	L	79-88
1-12-99	Hartford, CT#	L	70-101
1-5-00	Hartford, CT#	W	75-70
2-12-00	Notre Dame, IN	W	68-66
2-26-01	Hartford, CT#	L	59-75
3-8-02	New York, NY#	L	77-82
2-24-03	Notre Dame, IN	L	79-87
2-9-04	Notre Dame, IN	W	80-74
2-23-04	Hartford, CT#	L	50-61
3-11-04	New York, NY#	L	58-66
1-30-05	Notre Dame, IN	W	78-74
2-21-05	Hartford, CT#	L	74-88
2-21-06	Hartford, CT# (ot)	L	74-75

*-Game played at Gampel Pavilion
 #-Game played at Hartford Civic Center
 \$-BIG EAST Tournament

CORNELL

Notre Dame leads 7-1
 Home: 6-0, Away: 1-1, Neutral: 0-0

Date	Site	Result	Score
2-13-09	Ithaca, NY	W	32-13
2-10-14	Ithaca, NY	L	14-41
1-2-39	Notre Dame, IN	W	48-18
1-27-81	Notre Dame, IN	W	80-57
12-13-83	Notre Dame, IN	W	55-48
12-4-86	Notre Dame, IN	W	60-56
12-31-94	Notre Dame, IN	W	84-53
11-19-01	Notre Dame, IN	W	78-48

CREIGHTON

Notre Dame leads 19-18
 Home: 17-5, Away: 2-12, Neutral: 0-1

Date	Site	Result	Score
2-17-21	Omaha, NE	L	20-24
1-20-22	Omaha, NE	L	25-27
1-21-22	Notre Dame, IN	W	25-23
2-22-24	Omaha, NE	L	23-29
2-23-24	Omaha, NE	L	12-23
1-23-25	Omaha, NE	L	21-24
1-24-25	Omaha, NE	L	17-27
3-5-26	Notre Dame, IN	W	23-17
3-6-26	Notre Dame, IN	W	29-18
3-4-27	Notre Dame, IN	W	31-20
3-5-27	Notre Dame, IN	W	32-17
12-8-49	Notre Dame, IN	W	57-50
12-3-52	Notre Dame, IN	W	80-59
2-29-60	Notre Dame, IN	W	76-64
3-1-61	Notre Dame, IN	W	61-54
12-9-61	Omaha, NE	L	71-73
2-10-62	Notre Dame, IN	L	71-74
12-13-62	Notre Dame, IN	W	74-48
1-11-64	Omaha, NE	L	81-95
2-29-64	Notre Dame, IN	L	71-84
3-1-65	Notre Dame, IN	W	92-74
1-10-66	Omaha, NE	L	59-72
3-2-66	Notre Dame, IN	L	58-72
3-4-67	Notre Dame, IN	W	84-59
1-8-68	Omaha, NE	W	72-63
3-2-68	Notre Dame, IN	W	73-68
3-3-69	Notre Dame, IN	L	74-79
2-6-71	Notre Dame, IN	W	102-91
2-26-72	Omaha, NE	L	77-104
12-30-84	Omaha, NE	L	58-60
12-30-85	Notre Dame, IN	W	80-54
1-12-87	Omaha, NE	W	67-54
2-22-88	Notre Dame, IN	W	66-54
12-10-88	Notre Dame, IN	W	77-64
1-3-90	Omaha, NE (ot)	L	75-77
2-18-91	Notre Dame, IN	L	67-90
11-26-02	Kansas City, MO*	L	75-80

*Guardians Classic (championship)

DARTMOUTH

Notre Dame leads 4-0
 Home: 3-0, Away: 0-0, Neutral: 1-0

Date	Site	Result	Score
12-27-46	Cleveland, OH	W	66-55
1-23-78	Notre Dame, IN	W	78-64
12-11-82	Notre Dame, IN	W	88-45
12-22-97	Notre Dame, IN	W	75-50

DAVIDSON

Notre Dame leads 11-1
 Home: 6-0, Away: 4-0, Neutral: 1-1

Date	Site	Result	Score
2-2-74	Notre Dame, IN	W	95-84
1-8-75	Davidson, TN	W	89-73
2-7-76	Notre Dame, IN	W	117-74
2-5-77	Davidson, TN	W	88-57
2-4-78	Notre Dame, IN	W	100-76
1-8-79	Davidson, TN	W	95-63
2-2-80	Notre Dame, IN	W	105-71
1-4-81	Davidson, TN	W	87-67
1-16-82	Notre Dame, IN	W	59-45
1-4-83	Charlotte, NC (ot)	L	51-54
1-25-84	Notre Dame, IN (ot)	W	59-56
1-5-85	Charlotte, NC	W	79-62

DAYTON

Notre Dame leads 28-12
 Home: 18-0, Away: 10-11, Neutral: 0-1

Date	Site	Result	Score
1-29-09	Dayton, OH	W	30-13
2-2-10	Dayton, OH	W	31-10
2-22-11	Dayton, OH	L	21-27
1-21-21	Notre Dame, IN	W	44-19
3-21-68	New York, NY* (ot)	L	74-76
2-28-70	Dayton, OH	L	79-95
3-1-71	Notre Dame, IN	W	83-82
3-4-72	Dayton, OH	L	74-86
1-20-73	Notre Dame, IN	W	94-58
3-4-74	Dayton, OH	L	82-97
3-1-75	Notre Dame, IN	W	102-69
2-25-76	Dayton, OH	W	85-79
2-1-77	Notre Dame, IN	W	97-64
3-4-78	Dayton, OH	L	59-66
2-3-79	Notre Dame, IN	W	89-71
3-1-80	Dayton, OH	W	62-54
2-28-81	Notre Dame, IN	W	70-57
3-6-82	Dayton, OH	L	72-79
3-7-83	Notre Dame, IN	W	53-41
3-3-84	Dayton, OH	L	70-80
1-23-85	Dayton, OH (2ot)	W	80-73
3-9-85	Notre Dame, IN	W	66-61
2-5-86	Notre Dame, IN	W	69-55
3-8-86	Dayton, OH	L	65-67
1-27-87	Notre Dame, IN	W	66-55
3-7-87	Dayton, OH	W	62-56
2-18-88	Notre Dame, IN	W	59-47
3-12-88	Dayton, OH	W	72-59
1-31-89	Notre Dame, IN	W	85-75
2-22-89	Dayton, OH	W	83-66
1-30-90	Notre Dame, IN	W	97-79
2-28-90	Dayton, OH	L	79-57
1-29-91	Dayton, OH	W	73-67
2-26-91	Notre Dame, IN (ot)	W	92-87
1-27-92	Notre Dame, IN	W	76-54
2-25-92	Dayton, OH	L	58-60
1-9-93	Notre Dame, IN	W	71-66
2-9-93	Dayton, OH	W	79-69
3-5-94	Notre Dame, IN	W	72-66
1-17-95	Dayton, OH	L	63-73

*-Postseason NIT

DAYTON TURNERS

Series tied 1-1
 Home: 0-0, Away: 1-1, Neutral: 0-0

Date	Site	Result	Score
2-3-10	Dayton, OH	W	31-30
2-23-11	Dayton, OH	L	22-25

DENISON

Denison leads 1-0
 Home: 0-0, Away: 0-1, Neutral: 0-0

Date	Site	Result	Score
2-10-13	Granville, OH	L	13-47

DENVER

Notre Dame leads 2-1
 Home: 2-0, Away: 0-1, Neutral: 0-0

Date	Site	Result	Score
12-20-47	Denver, CO	L	60-61
1-22-49	Notre Dame, IN	W	49-46
12-20-73	Notre Dame, IN	W	99-59

DEPAUL

Notre Dame leads 51-43
 Home: 32-14, Away: 17-29, Neutral: 2-0

Date	Site	Result	Score
2-24-12	Notre Dame, IN	W	58-11
3-7-12	Chicago, IL	W	32-20
1-30-43	Chicago, IL	W	50-47
2-5-44	Chicago, IL	L	45-61
2-2-45	Chicago, IL	L	52-56
1-5-46	Notre Dame, IN	W	43-42
2-23-46	Chicago, IL	L	47-63

2-17-47	Notre Dame, IN	W	80-45
2-28-47	Chicago, IL	L	50-61
1-10-48	Notre Dame, IN	W	52-46
2-14-48	Chicago, IL	L	46-50
1-11-49	Notre Dame, IN	L	38-59
2-19-49	Chicago, IL	W	54-49
1-11-50	Notre Dame, IN	W	58-53
2-18-50	Chicago, IL	L	58-68
2-10-51	Chicago, IL	L	54-68
2-16-51	Notre Dame, IN	W	61-55
2-14-52	Notre Dame, IN	W	76-70
3-1-52	Chicago, IL	W	78-77
1-31-53	Chicago, IL	L	56-83
2-25-53	Notre Dame, IN	W	93-67
2-6-54	Chicago, IL	W	59-54
2-15-54	Notre Dame, IN	W	86-71
2-26-55	Chicago, IL	L	77-81
3-1-55	Notre Dame, IN	W	72-61
1-7-56	Notre Dame, IN	L	74-77
2-25-56	Chicago, IL	L	74-80
2-23-57	Notre Dame, IN	W	95-80
3-2-57	Chicago, IL	W	85-73
1-15-58	Notre Dame, IN	W	79-61
3-4-58	Chicago, IL	W	75-71
1-13-59	Chicago, IL	L	66-69
2-21-59	Notre Dame, IN	W	76-67
1-12-60	Chicago, IL	W	73-70
2-20-60	Notre Dame, IN	W	70-58
1-17-61	Notre Dame, IN	W	61-58
2-25-61	Chicago, IL	L	57-78
1-16-62	Notre Dame, IN	W	88-80
3-3-62	Chicago, IL	L	80-87
1-9-63	Notre Dame, IN	W	82-82
1-16-63	Chicago, IL	L	69-63
1-8-64	Chicago, IL	L	73-86
2-5-64	Notre Dame, IN	L	75-90
2-10-65	Notre Dame, IN	W	62-59
2-27-65	Chicago, IL	W	83-67
1-15-66	Chicago, IL	L	71-97
2-23-66	Notre Dame, IN	L	71-79
1-14-67	Chicago, IL	W	76-72
2-8-67	Notre Dame, IN	L	49-56
1-13-68	Chicago, IL	W	75-68
2-6-68	Notre Dame, IN (ot)	W	91-85
1-11-69	Notre Dame, IN	W	66-60
2-5-69	Chicago, IL	W	85-73
1-14-70	Notre Dame, IN	W	96-73
2-13-71	Chicago, IL	W	107-76
2-12-72	Notre Dame, IN	W	93-78
1-11-73	Chicago, IL	W	72-67
1-31-74	Notre Dame, IN	W	101-72
2-22-75	Chicago, IL	L	70-75
1-28-76	Notre Dame, IN	W	89-68
3-7-77	Chicago, IL	W	76-68
2-12-78	Notre Dame, IN (ot)	L	68-69
3-19-78	Lawrence, KS#	W	84-64
3-2-79	Chicago, IL	L	72-76
2-27-80	Notre Dame, IN (2ot)	W	76-74
3-8-81	Chicago, IL%	L	64-74
2-28-82	Notre Dame, IN	L	69-81
2-26-83	Chicago, IL%	L	53-55
2-11-84	Notre Dame, IN	L	54-62
12-8-84	Chicago, IL%	L	83-95
1-19-85	Notre Dame, IN	L	66-71
1-11-86	Chicago, IL%	W	70-54
2-25-86	Notre Dame, IN	W	70-59
1-10-87	Chicago, IL%	L	54-59
2-25-87	Notre Dame, IN	W	73-62
12-12-87	Chicago, IL% (ot)	L	69-73
1-16-88	Notre Dame, IN	L	71-77
3-1-89	Notre Dame, IN	W	67-60
3-11-89	Chicago, IL%	L	70-73
2-20-90	Notre Dame, IN	L	62-63
3-10-90	Chicago, IL%	L	59-64
2-20-91	Notre Dame, IN (ot)	W	80-77
3-9-91	Chicago, IL%	L	56-80
1-29-92	Notre Dame, IN	W	74-69
3-7-92	Chicago, IL%	L	65-66
2-21-93	Chicago, IL%	L	62-70
2-20-94	Notre Dame, IN	L	63-73
12-10-94	Chicago, IL&	L	48-61
12-1-01	Chicago, IL&	W	82-55
12-14-02	Notre Dame, IN	W	102-71
12-14-03	Chicago, IL%	W	82-69
12-11-04	Notre Dame, IN	L	73-84
1-7-06	Chicago, IL	L	67-73
3-4-06	Notre Dame, IN	W	66-61

%-Game played at All-State Arena (Rosemont Horizon)

*-Game played at Chicago Stadium

#-NCAA Tournament (third round)

&-Game played at United Center (Dell Classic 4-Kids)

DEPAUWDePauw leads 10-1
Home: 0-5, Away: 1-5, Neutral: 0-0

Date	Site	Result	Score
2-22-17	Greencastle, IN	W	17-15
2-11-19	Notre Dame, IN	L	23-39
2-27-19	Greencastle, IN	L	20-41
2-17-20	Notre Dame, IN (ot)	L	33-38
2-25-20	Greencastle, IN	L	20-31
1-28-21	Greencastle, IN	L	25-26
2-3-21	Notre Dame, IN	L	26-31
12-15-21	Greencastle, IN	L	21-47
2-24-22	Notre Dame, IN	L	24-45
2-8-23	Greencastle, IN	L	31-32
2-23-23	South Bend, IN*	L	28-29

*—Game played at South Bend YMCA

DETROIT MERCYNotre Dame leads 40-12
Home: 18-4, Away: 22-8, Neutral: 0-0

Date	Site	Result	Score
2-8-12	Notre Dame, IN	W	32-19
2-21-12	Detroit, MI	W	28-19
2-14-20	Notre Dame, IN	W	29-26
1-15-26	Detroit, MI	W	31-14
1-30-26	Notre Dame, IN (ot)	W	31-26
1-8-27	Notre Dame, IN	W	41-24
2-22-27	Detroit, MI	W	24-23
1-5-29	Notre Dame, IN	W	49-14
2-23-29	Detroit, MI	W	19-16
2-3-34	Detroit, MI	W	36-17
1-21-35	Detroit, MI	W	41-28
3-10-36	Detroit, MI	W	51-28
3-12-37	Detroit, MI	W	36-18
3-11-38	Detroit, MI	W	45-31
3-7-39	Detroit, MI	W	48-42
3-9-40	Detroit, MI	W	47-40
3-12-41	Detroit, MI	W	56-42
3-12-42	Detroit, MI	W	43-41
3-12-43	Notre Dame, IN	W	52-43
3-6-45	Notre Dame, IN	W	87-43
3-2-46	Detroit, MI	W	66-39
1-18-47	Detroit, MI	W	81-40
2-5-48	Detroit, MI	W	55-30
12-10-53	Notre Dame, IN	W	72-45
12-1-55	Detroit, MI	L	71-77
2-20-57	Notre Dame, IN	W	99-88
3-1-58	Detroit, MI	W	102-96
1-10-59	Notre Dame, IN	W	73-62
1-9-60	Notre Dame, IN	W	75-63
1-19-60	Detroit, MI	L	61-68
1-14-61	Notre Dame, IN	W	66-62
2-11-61	Detroit, MI	L	71-82
1-13-62	Notre Dame, IN	W	77-59
2-17-62	Detroit, MI	L	87-105
1-12-63	Notre Dame, IN	W	105-70
2-23-63	Detroit, MI	W	83-79
1-13-64	Notre Dame, IN (ot)	L	104-114
2-8-64	Detroit, MI	L	89-100
12-10-64	Notre Dame, IN	W	107-86
2-6-65	Detroit, MI	L	74-77
1-13-66	Notre Dame, IN	W	84-97
2-12-66	Detroit, MI	W	76-67
12-7-66	Notre Dame, IN	L	73-74
1-21-67	Detroit, MI	W	76-71
1-10-68	Notre Dame, IN	W	83-63
2-3-68	Detroit, MI	L	79-82
1-15-69	Notre Dame, IN	W	84-77
2-8-69	Detroit, MI	W	79-72
2-14-70	Detroit, MI (ot)	W	95-93
1-14-71	Notre Dame, IN	W	93-79
2-4-92	Notre Dame, IN	L	70-72
1-6-93	Detroit, MI	L	59-83

*—Game played at South Bend YMCA

DETROIT ACSeries tied 1-1
Home: 0-1, Away: 1-0, Neutral: 0-0

Date	Site	Result	Score
2-9-09	Detroit, MI	W	31-24
2-22-09	Notre Dame, IN	L	15-25

DETROIT RAYLSDetroit Rayls leads 1-0
Home: 0-0, Away: 0-1, Neutral: 0-0

Date	Site	Result	Score
1-3-21	Detroit, MI	L	11-19

DETROIT YMCASeries tied 1-1
Home: 0-0, Away: 1-1, Neutral: 0-0

Date	Site	Result	Score
2-3-08	Detroit, MI	L	22-38
2-9-11	Detroit, MI	W	30-24

DRAKENotre Dame leads 3-1
Home: 2-0, Away: 1-0, Neutral: 0-1

Date	Site	Result	Score
1-21-28	Des Moines, IA	W	29-19
2-25-28	Notre Dame, IN	W	33-12
12-21-46	Notre Dame, IN	W	59-56
3-18-71	Wichita, KS* (ot)	L	72-79

*—NCAA Tournament (second round)

DREXELNotre Dame leads 1-0
Home: 1-0, Away: 0-0, Neutral: 0-0

Date	Site	Result	Score
12-14-97	Notre Dame, IN	W	78-70

DUBUQUENotre Dame leads 2-0
Home: 1-0, Away: 1-0, Neutral: 0-0

Date	Site	Result	Score
1-22-16	Notre Dame, IN	W	31-16
2-19-20	Dubuque, IA	W	29-18

DUKEDuke leads 19-2
Home: 2-4, Away: 0-6, Neutral: 0-9

Date	Site	Result	Score
2-20-65	Chicago, IL*	L	88-101
12-31-65	Greensboro, NC	L	73-95
2-25-67	Charlotte, NC	L	65-77
2-10-68	Chicago, IL*	L	67-73
2-17-73	Durham, NC	L	74-86
2-9-74	Notre Dame, IN	W	87-68
3-25-78	St. Louis, MO#	L	86-90
2-16-85	East Rutherford, NJ	L	69-81
2-16-86	Durham, NC	L	74-75
2-15-87	Notre Dame, IN (ot)	W	70-66
2-7-88	Durham, NC	L	61-70
2-5-89	Notre Dame, IN	L	80-102
2-4-90	Durham, NC	L	76-88
11-23-90	New York, NY&	L	77-85
2-2-91	Notre Dame, IN	L	77-92
2-1-92	Durham, NC	L	71-108
2-6-93	Notre Dame, IN	L	50-67
1-26-94	Durham, NC	L	72-74
1-24-95	Notre Dame, IN	L	74-87
11-26-98	Anchorage, AK@	L	82-111
3-16-02	Greenville, SC^	L	77-84

*—Game played at Chicago Stadium

#—NCAA Tournament (Final Four)

&—Preseason NIT

DUQUESNEDuquesne leads 5-2
Home: 1-3, Away: 0-2, Neutral: 1-0

Date	Site	Result	Score
1-17-70	Chicago, IL*	W	82-66
1-18-71	Notre Dame, IN	L	78-81
1-20-72	Notre Dame, IN	L	79-84
1-22-73	Pittsburgh, PA	L	72-81
2-25-93	Notre Dame, IN (3ot)	L	76-80
1-15-94	Pittsburgh, PA	L	63-75
2-8-95	Notre Dame, IN	W	77-62

*—Game played at Chicago Stadium

EARLHAMNotre Dame leads 4-0
Home: 2-0, Away: 2-0, Neutral: 0-0

Date	Site	Result	Score
2-16-12	Richmond, IN	W	17-14
2-7-13	Richmond, IN	W	28-18
2-28-13	Notre Dame, IN	W	31-12
12-11-26	Notre Dame, IN	W	42-12

EAST CAROLINANotre Dame leads 1-0
Home: 1-0, Away: 0-0, Neutral: 0-0

Date	Site	Result	Score
2-24-79	Notre Dame, IN	W	89-72

EASTERN KENTUCKYNotre Dame leads 2-0
Home: 1-0, Away: 0-0, Neutral: 1-0

Date	Site	Result	Score
3-10-53	Fort Wayne, IN*	W	72-57
12-19-98	Notre Dame, IN	W	82-77

*—NCAA Tournament (first round)

EASTERN MICHIGANNotre Dame leads 1-0
Home: 1-0, Away: 0-0, Neutral: 0-0

Date	Site	Result	Score
12-11-86	Notre Dame, IN (ot)	W	81-76

ELONNotre Dame leads 1-0
Home: 1-0, Away: 0-0, Neutral: 0-0

Date	Site	Result	Score
12-28-99	Notre Dame, IN	W	97-71

EVANSVILLENotre Dame leads 5-4
Home: 4-0, Away: 1-4, Neutral: 0-0

Date	Site	Result	Score
2-23-60	Evansville, IN	L	87-92
12-5-60	Notre Dame, IN	W	83-68
2-27-62	Evansville, IN	W	99-91
2-27-63	Notre Dame, IN	W	78-72
2-25-64	Notre Dame, IN	W	91-75
12-12-64	Evansville, IN	L	82-89
12-10-66	Evansville, IN (ot)	L	99-105
3-9-92	Evansville, IN	L	56-74
12-6-92	Notre Dame, IN	W	76-70

FAIRFIELD (CT)Notre Dame leads 3-0
Home: 3-0, Away: 0-0, Neutral: 0-0

Date	Site	Result	Score
12-22-79	Notre Dame, IN	W	69-59
2-16-81	Notre Dame, IN	W	57-55
12-9-82	Notre Dame, IN	W	92-70

FAIRFIELD COMPANY MNotre Dame leads 1-0
Home: 0-0, Away: 1-0, Neutral: 0-0

Date	Site	Result	Score
12-23-08	Fairfield, CT	W	49-22

FAL (MEXICO CITY)Notre Dame leads 1-0
Home: 1-0, Away: 0-0, Neutral: 0-0

Date	Site	Result	Score
1-20-30	Notre Dame, IN	W	29-23

FIRST REGIMENTFirst Regiment leads 1-0
Home: 0-1, Away: 0-0, Neutral: 0-0

Date	Site	Result	Score
1-29-1898	Notre Dame, IN	L	8-64

FLORIDA INTERNATIONALNotre Dame leads 2-0
Home: 2-0, Away: 0-0, Neutral: 0-0

Date	Site	Result	Score
12-20-97	Notre Dame, IN	W	99-85
12-10-05	Notre Dame, IN	W	81-47

FORDHAMNotre Dame leads 19-6
Home: 12-2, Away: 7-3, Neutral: 0-1

Date	Site	Result	Score
1-6-69	Notre Dame, IN	W	84-65
1-7-70	Notre Dame, IN	W	91-76
2-18-71	New York, NY*	L	88-94
2-22-72	Notre Dame, IN	L	72-89
2-15-73	New York, NY*	L	69-70
2-14-74	New York, NY*	W	79-69
2-25-75	Notre Dame, IN	W	98-61
2-19-76	New York, NY*	W	91-78
1-30-77	Notre Dame, IN	W	93-71
2-16-78	New York, NY*	W	95-76
1-24-79	Notre Dame, IN	W	85-53
2-14-80	New York, NY*	W	86-76
1-19-81	Notre Dame, IN	W	67-61
2-23-82	Notre Dame, IN	L	50-65
2-10-83	East Rutherford, NJ	L	69-75
2-1-84	Notre Dame, IN	W	79-59
2-20-85	New York, NY*	W	65-54
2-11-86	Notre Dame, IN	W	81-58
2-18-87	New York, NY*	W	69-57
2-10-88	Notre Dame, IN	W	64-59
2-8-89	New York, NY*	W	77-58
11-15-90	Notre Dame, IN#	W	56-46
1-2-94	Notre Dame, IN	W	60-45
2-18-95	New York, NY*	L	55-62
12-28-06	Notre Dame, IN	W	85-49

*—Game played at Madison Square Garden

#—Preseason NIT

FORT WAYNE K.C.Fort Wayne K.C. leads 1-0
Home: 0-0, Away: 0-1, Neutral: 0-0

Date	Site	Result	Score
12-18-19	Fort Wayne, IN	L	12-41

FRANKLINSeries tied 7-7
Home: 6-2, Away: 1-5, Neutral: 0-0

Date	Site	Result	Score
2-24-17	Franklin, IN	W	27-16
3-1-19	Franklin, IN	L	22-32
1-19-24	South Bend, IN*	L	12-19
3-7-24	Franklin, IN	L	29-40
1-10-25	Franklin, IN	L	22-26
2-28-25	South Bend, IN*	L	27-31
1-8-26	Franklin, IN	L	22-33
2-27-26	Notre Dame, IN	W	40-19
1-14-27	Franklin, IN	L	22-34
2-12-27	Notre Dame, IN	W	36-16
1-13-28	Notre Dame, IN	W	36-24
11-29-41	Notre Dame, IN	W	49-30
12-4-46	Notre Dame, IN	W	86-38
12-6-50	Notre Dame, IN	W	67-44

*—Game played at South Bend YMCA

FURMANNotre Dame leads 1-0
Home: 0-0, Away: 0-0, Neutral: 1-0

Date	Site	Result	Score
11-25-02	Kansas City, MO*	W	75-50

*Guardians Classic (semifinals)

G

GEORGETOWN

Georgetown leads 11-10
Home: 6-5, Away: 4-4, Neutral: 0-2

Date	Site	Result	Score
1-5-48	Notre Dame, IN	W	77-69
1-15-74	Notre Dame, IN	W	104-77
3-19-89	Pittsburgh, PA*	L	74-81
1-15-96	Notre Dame, IN	L	69-74
2-3-96	Washington, D.C.#	L	53-70
1-7-97	Washington, D.C.#	L	57-70
2-7-98	Washington, D.C.&	L	56-76
2-25-98	Notre Dame, IN	W	79-69
2-10-99	Notre Dame, IN	L	53-62
3-4-00	Washington, D.C.&	W	77-54
1-27-01	Washington, D.C.&	W	78-71
3-4-01	Notre Dame, IN	L	72-79
1-21-02	Notre Dame, IN	L	73-83
2-09-02	Washington, DC& (4ot)	W	116-111
2-2-03	Notre Dame, IN (2ot)	W	93-92
3-8-03	Washington, D.C.&	W	86-80
2-4-04	Notre Dame, IN	W	61-48
1-23-05	Washington, D.C.&	L	54-55
2-16-05	Notre Dame, IN	W	70-64
1-24-06	Notre Dame, IN (ot)	L	82-85
3-9-06	New York, NY\$	L	63-67

*-NCAA Tournament
#-Game played at Capital Centre
&-Game played at MCI Center
\$-BIG EAST Tournament

GEORGIA

Notre Dame leads 1-0
Home: 0-0, Away: 0-0, Neutral: 1-0

Date	Site	Result	Score
2-6-94	Atlanta, GA	W	88-85

GEORGIA TECH

Georgia Tech leads 5-2
Home: 2-2, Away: 0-3, Neutral: 0-0

Date	Site	Result	Score
2-22-41	Notre Dame, IN	W	53-42
2-5-66	Notre Dame, IN	L	61-75
2-4-67	Atlanta, GA	L	87-102
1-30-69	Notre Dame, IN	W	71-52
1-17-72	Atlanta, GA	L	62-82
2-25-89	Atlanta, GA	L	80-90
2-24-90	Notre Dame, IN (ot)	L	80-88

GREAT LAKES

Notre Dame leads 6-4
Home: 1-1, Away: 2-2, Neutral: 3-1

Date	Site	Result	Score
12-3-41	Notre Dame, IN	L	46-52
2-9-42	Notre Dame, IN	W	46-43
2-20-43	Chicago, IL* (ot)	L	56-60
3-8-43	Lansing, MI (ot)	W	44-42
2-9-44	Lansing, MI	L	48-84
2-19-44	Chicago, IL	W	54-51
1-6-45	Lansing, MI	L	58-59
1-20-45	Chicago, IL	W	55-51
1-11-46	Lansing, MI	W	72-50
1-18-46	Chicago, IL	W	56-54

*-Game played at Chicago Stadium

HARDIN-SIMMONS

Notre Dame leads 1-0
Home: 1-0, Away: 0-0, Neutral: 0-0

Date	Site	Result	Score
3-7-88	Notre Dame, IN	W	100-71

HARTFORD CITY

Notre Dame leads 1-0
Home: 1-0, Away: 0-0, Neutral: 0-0

Date	Site	Result	Score
1-29-08	Notre Dame, IN	W	32-14

HARVARD

Notre Dame leads 2-0
Home: 2-0, Away: 0-0, Neutral: 0-0

Date	Site	Result	Score
1-3-42	Notre Dame, IN	W	39-31
11-19-04	Notre Dame, IN	W	66-59

HAWAII

Notre Dame leads 1-0
Home: 1-0, Away: 0-0, Neutral: 0-0

Date	Site	Result	Score
2-6-67	Notre Dame, IN	W	90-58

HAWAII MARINES

Notre Dame leads 1-0
Home: 0-0, Away: 0-0, Neutral: 1-0

Date	Site	Result	Score
12-29-66	Honolulu, HI*	W	88-67

*-Rainbow Classic (does not count in overall record)

HAWAII-PACIFIC

Notre Dame leads 1-0
Home: 0-0, Away: 1-0, Neutral: 0-0

Date	Site	Result	Score
11-23-01	Honolulu, HI*	W	95-58

*-Hawaii-Pacific Thanksgiving Classic

HEIDELBERG COLLEGE

Notre Dame leads 1-0
Home: 0-0, Away: 1-0, Neutral: 0-0

Date	Site	Result	Score
2-19-12	Tiffin, OH	W	36-23

HOFSTRA

Notre Dame leads 7-0
Home: 6-0, Away: 0-0, Neutral: 1-0

Date	Site	Result	Score
3-12-77	Philadelphia, PA*	W	90-83
1-17-81	Notre Dame, IN	W	65-55
2-22-83	Notre Dame, IN	W	61-50
1-20-86	Notre Dame, IN	W	91-67
2-11-94	Notre Dame, IN	W	76-63
1-15-95	Notre Dame, IN	W	63-52
11-22-06	Notre Dame, IN	W	69-50

*-NCAA Tournament (first round)

HOLY CROSS

Notre Dame leads 10-3
Home: 4-1, Away: 1-0, Neutral: 5-2

Date	Site	Result	Score
12-31-34	Boston, MA	W	45-19
1-5-53	Boston, MA	W	73-71
1-15-54	Boston, MA	W	83-61
12-30-54	New Orleans, LA*	W	74-69
1-8-55	Boston, MA	L	57-93
2-12-55	Boston, MA	L	72-84
2-4-57	Boston, MA	W	99-82
2-28-58	Notre Dame, IN	W	86-58
1-20-75	Notre Dame, IN	W	96-91
2-9-77	Notre Dame, IN	W	91-73
1-6-84	Worcester, MA	W	73-61
1-16-85	Notre Dame, IN	W	96-61
3-15-5	Notre Dame, IN#	L	73-78

*-Sugar Bowl Tournament

#-Postseason NIT

HOPE COLLEGE

Hope College leads 1-0
Home: 0-0, Away: 0-1, Neutral: 0-0

Date	Site	Result	Score
2-18-10	Holland, MI	L	26-37

HOUSTON

Series tied 4-4
Home: 2-0, Away: 1-2, Neutral: 1-2

Date	Site	Result	Score
1-9-65	Houston, TX	W	110-80
3-8-65	Lubbock, TX*	L	98-99
2-11-67	Notre Dame, IN	W	87-78
2-1-69	Houston, TX&	L	82-89
3-20-71	Wichita, KS#	L	106-119
3-12-78	Tulsa, OK*	W	100-77
2-19-89	Notre Dame, IN	W	89-80
2-10-90	Houston, TX	L	82-93

*-NCAA Tournament (first round)

#-NCAA Tournament (third round)

&-Game played at the Astrodome

HULL HOUSE

Notre Dame leads 1-0
Home: 1-0, Away: 0-0, Neutral: 0-0

Date	Site	Result	Score
12-17-10	Notre Dame, IN	W	25-14

HUNTINGTON AMERICAN LEGION

Huntington American Legion leads 1-0
Home: 0-0, Away: 0-1, Neutral: 0-0

Date	Site	Result	Score
1-7-21	Huntington, IN	L	21-31

IDAHO

Notre Dame leads 1-0
Home: 1-0, Away: 0-0, Neutral: 0-0

Date	Site	Result	Score
1-25-82	Notre Dame, IN	W	50-48

ILLINOIS

Illinois leads 26-13
Home: 5-2, Away: 1-11, Neutral: 7-13

Date	Site	Result	Score
1-2-22	Champaign, IL	L	38-49
1-3-22	Champaign, IL	L	27-40
12-21-22	Champaign, IL (ot)	L	38-41
1-2-24	Champaign, IL	L	21-29
2-7-25	Notre Dame, IN	W	29-18
2-6-26	Champaign, IL	W	26-14
2-5-35	Champaign, IL	L	26-27
2-5-36	Notre Dame, IN	W	33-23
12-19-36	Champaign, IL	L	29-44
2-6-37	Notre Dame, IN	W	41-33
12-28-37	Champaign, IL (ot)	L	32-33
2-3-39	Notre Dame, IN	W	38-24
12-27-39	Champaign, IL	L	29-42
2-3-40	Notre Dame, IN	W	58-40
12-23-40	Notre Dame, IN (ot)	L	39-41
12-23-41	Champaign, IL	L	29-48
12-23-47	Champaign, IL	L	38-40
12-8-48	Notre Dame, IN (ot)	L	58-59
12-18-54	Champaign, IL	L	57-66
1-26-57	Chicago, IL*	L	81-99
1-25-58	Chicago, IL*	W	81-67
1-24-59	Chicago, IL*	W	85-75
1-30-60	Chicago, IL*	L	67-71
12-28-60	Indianapolis, IN#	W	69-66
1-28-61	Chicago, IL*	L	62-77
1-27-62	Chicago, IL*	L	77-85
12-31-62	Chicago, IL*	W	90-88
12-14-63	Chicago, IL*	L	68-79

12-31-63	Chicago, IL*	L	78-87
1-30-65	Chicago, IL*	L	87-101
1-28-66	Chicago, IL*	L	92-120
1-28-67	Chicago, IL*	W	90-75
1-27-68	Chicago, IL*	L	67-68
1-25-69	Chicago, IL*	L	67-91
1-31-70	Chicago, IL*	W	86-83
1-30-71	Chicago, IL* (ot)	L	66-68
1-28-72	Chicago, IL*	L	59-81
1-25-73	Chicago, IL*	L	84-87
3-22-03	Indianapolis, IN!	W	68-60

*-Game played at Chicago Stadium

#-Hoosier Classic

!-NCAA Tournament (second round)

ILLINOIS WESLEYAN

Notre Dame leads 5-0
Home: 3-0, Away: 2-0, Neutral: 0-0

Date	Site	Result	Score
12-18-22	Bloomington, IL	W	32-25
12-9-27	Notre Dame, IN	W	40-23
12-30-30	Bloomington, IL	W	24-17
12-15-32	Notre Dame, IN	W	24-12
12-7-40	Notre Dame, IN	W	34-28

INDIANA

Indiana leads 47-20
Home: 8-14, Away: 7-19, Neutral: 5-14

Date	Site	Result	Score
2-19-08	Bloomington, IN	W	21-20
3-3-19	Bloomington, IN	L	11-29
2-7-23	Bloomington, IN	L	18-33
2-12-24	Bloomington, IN	L	20-21
12-21-28	Notre Dame, IN	L	17-27
1-7-30	Bloomington, IN	W	30-29
2-3-31	Bloomington, IN	W	25-20
12-12-31	Notre Dame, IN	L	12-23
12-9-46	Bloomington, IN	W	70-60
1-1-48	Indianapolis, IN	L	46-72
12-28-48	Indianapolis, IN	L	47-50
12-29-49	Indianapolis, IN	L	69-79
12-23-50	Indianapolis, IN	L	56-64
12-28-51	Indianapolis, IN	L	54-67
12-6-52	Notre Dame, IN	W	71-70
3-14-53	Chicago, IL %	L	66-79
12-14-53	Bloomington, IN	L	55-66
3-12-54	Iowa City, IA #	W	65-64
12-11-54	Notre Dame, IN	L	70-73
1-30-56	Bloomington, IN	L	76-81
1-29-57	Notre Dame, IN	W	94-82
12-28-57	Indianapolis, IN @	W	89-74
3-14-58	Lexington, KY !	W	94-87
12-26-58	Indianapolis, IN @	W	73-67
12-23-59	Indianapolis, IN @	L	60-71
12-20-60	Fort Wayne, IN*	L	69-74
1-2-62	Fort Wayne, IN*	L	95-122
1-2-63	Fort Wayne, IN*	W	73-70
12-4-63	Fort Wayne, IN*	L	102-108
12-21-64	Fort Wayne, IN*	L	81-107
12-21-65	Fort Wayne, IN*	L	58-80
12-20-66	Fort Wayne, IN*	L	91-94
12-19-67	Fort Wayne, IN*	L	91-96
12-21-68	Notre Dame, IN	W	104-94
12-20-69	Bloomington, IN	W	89-88
12-15-70	Notre Dame, IN	W	103-106
12-18-71	Bloomington, IN	L	29-94
12-12-72	Notre Dame, IN	L	67-69
12-11-73	Bloomington, IN	W	73-67
12-11-74	Notre Dame, IN	L	84-94
12-11-75	Bloomington, IN	L	60-63
12-14-76	Notre Dame, IN	W	78-65
12-14-77	Bloomington, IN	L	66-67
12-9-80	Notre Dame, IN	W	68-64
12-1-81	Bloomington, IN	L	55-69
12-7-82	Notre Dame, IN	L	52-68
11-29-83	Bloomington, IN	L	72-80
12-4-84	Notre Dame, IN	W	74-63
12-3-85	Bloomington, IN	L	67-82
12-2-86	Notre Dame, IN	L	62-67
12-2-87	Bloomington, IN	L	59-76
12-6-88	Notre Dame, IN	W	84-71
12-5-89	Bloomington, IN	L	72-81
11-28-90	Notre Dame, IN	L	67-70
12-3-91	Bloomington, IN	L	46-78
12-8-92	Notre Dame, IN	L	70-75
12-7-93	Bloomington, IN	L	82-101
11-29-94	Notre Dame, IN - ot	W	80-79
11-28-95	Bloomington, IN	L	53-73
12-2-96	Notre Dame, IN	L	75-76
12-3-97	Bloomington, IN	L	80-91
12-1-98	Notre Dame, IN - ot	L	72-76
11-30-99	Bloomington, IN - ot	L	64-81
12-5-00	Notre Dame, IN	L	78-86
12-4-01	Bloomington, IN	L	75-76
12-10-03	Notre Dame, IN	L	63-66
12-8-04	Bloomington, IN	W	55-45

INDIANA DENTAL

Notre Dame leads 1-0
Home: 1-0, Away: 0-0, Neutral: 0-0

Date	Site	Result	Score
1-23-15	Notre Dame, IN	W	70-13

INDIANA STATE

Notre Dame leads 1-0
Home: 1-0, Away: 0-0, Neutral: 0-0

Date	Site	Result	Score
12-6-47	Notre Dame, IN	W	66-49

IPFW

Notre Dame leads 2-0
Home: 1-0, Away: 0-0, Neutral: 0-0

Date	Site	Result	Score
11-23-04	Notre Dame, IN	W	73-45
12-18-05	Fort Wayne, IN	W	65-63

IUPUI

Notre Dame leads 1-0
Home: 1-0, Away: 0-0, Neutral: 0-0

Date	Site	Result	Score
11-18-02	Notre Dame, IN*	W	89-45

*Guardians Classic (second round)

INDIANAPOLIS YMCA

Notre Dame leads 2-0
Home: 1-0, Away: 1-0, Neutral: 0-0

Date	Site	Result	Score
2-15-08	Notre Dame, IN	W	61-12
2-22-08	Indianapolis, IN	W	43-22

IONA

Notre Dame leads 1-0
Home: 1-0, Away: 0-0, Neutral: 0-0

Date	Site	Result	Score
2-1-95	Notre Dame, IN	W	71-58

IOWA

Notre Dame leads 8-5
Home: 5-1, Away: 3-3, Neutral: 0-1

Date	Site	Result	Score
1-3-23	Iowa City, IA	W	24-23
12-18-25	Notre Dame, IN	W	17-16
12-20-26	Iowa City, IA	W	19-18
12-12-27	Iowa City, IA	W	23-20
12-23-29	Notre Dame, IN	W	32-19
3-14-31	Iowa City, IA	L	17-23
2-1-32	Notre Dame, IN	W	33-18
2-26-44	Notre Dame, IN	W	66-42
12-23-44	Iowa City, IA	L	46-63
12-19-49	Notre Dame, IN	L	62-64
12-18-50	Iowa City, IA	L	60-63
3-14-70	Columbus, OH*	L	106-121
11-17-90	Notre Dame, IN#	W	77-68

*NCAA Tournament

#-Preseason NIT (third round)

IOWA PRE-FLIGHT

Notre Dame leads 2-0
Home: 1-0, Away: 1-0, Neutral: 0-0

Date	Site	Result	Score
1-10-45	Iowa City, IA	W	49-44
2-14-45	Notre Dame, IN	W	51-38

IOWA STATE

Notre Dame leads 1-0
Home: 1-0, Away: 0-0, Neutral: 0-0

Date	Site	Result	Score
12-3-79	Notre Dame, IN	W	87-77

JAMES MADISON

Notre Dame leads 1-0
Home: 0-0, Away: 0-0, Neutral: 1-0

Date	Site	Result	Score
3-14-81	Providence, RI*	W	54-45

*NCAA Tournament (first round)

JOHN CARROLL

Notre Dame leads 3-0
Home: 1-0, Away: 2-0, Neutral: 0-0

Date	Site	Result	Score
1-23-39	Univ. Heights, OH	W	74-36
2-17-40	Notre Dame, IN	W	46-27
1-13-50	Univ. Heights, OH	W	73-66

KALAMAZOO

Notre Dame leads 15-3
Home: 15-2, Away: 0-1, Neutral: 0-0

Date	Site	Result	Score
1-12-16	Notre Dame, IN	W	23-21
1-17-17	Notre Dame, IN	L	30-32
1-22-19	Notre Dame, IN	W	23-12
1-14-20	Notre Dame, IN	W	44-17
1-18-21	Notre Dame, IN	W	49-22
1-11-22	Notre Dame, IN	L	30-41
2-17-22	Kalamazoo, MI	L	14-23
2-14-23	Notre Dame, IN	W	34-33
12-2-29	Notre Dame, IN	W	40-16
12-8-30	Notre Dame, IN	W	26-15
12-4-31	Notre Dame, IN	W	37-7
12-4-33	Notre Dame, IN	W	30-22
12-7-34	Notre Dame, IN	W	35-18
12-4-35	Notre Dame, IN	W	65-17
12-5-36	Notre Dame, IN	W	41-27
12-1-38	Notre Dame, IN	W	64-13
11-30-39	Notre Dame, IN	W	62-34
11-30-40	Notre Dame, IN	W	73-37

KALAMAZOO YMCA

Notre Dame leads 1-0
Home: 1-0, Away: 0-0, Neutral: 0-0

Date	Site	Result	Score
1-18-08	Notre Dame, IN	W	78-8

KANSAS

Notre Dame leads 9-3
Home: 3-1, Away: 5-2, Neutral: 1-0

Date	Site	Result	Score
12-28-28	Lawrence, KS	W	32-21
12-29-28	Lawrence, KS	W	29-17
12-23-47	Lawrence, KS	W	51-49
12-15-69	Notre Dame, IN	L	63-75
12-8-71	Lawrence, KS	L	72-88
1-7-73	Notre Dame, IN (ot)	W	66-64
1-22-74	Lawrence, KS	W	76-74
12-9-74	Notre Dame, IN	W	75-59
3-15-75	Tulsa, OK*	W	77-71
12-8-75	Lawrence, KS	W	72-64
2-8-87	Lawrence, KS	L	60-70
1-23-88	Notre Dame, IN	W	80-76

*NCAA Tournament (first round)

KANSAS STATE

Notre Dame leads 3-1
Home: 2-0, Away: 1-0, Neutral: 0-1

Date	Site	Result	Score
1-5-26	Notre Dame, IN	W	38-23
12-19-52	East Lansing, MI*	L	64-80
2-21-55	Manhattan, KS	W	76-74
3-23-92	Notre Dame, IN#	W	64-47

*Michigan State Classic

#-Postseason Classic

KELLOGG FIELD

Notre Dame leads 1-0
Home: 1-0, Away: 0-0, Neutral: 0-0

Date	Site	Result	Score
12-6-44	Notre Dame, IN	W	89-28

KENT STATE

Notre Dame leads 1-0
Home: 1-0, Away: 0-0, Neutral: 0-0

Date	Site	Result	Score
11-29-75	Notre Dame, IN	W	90-61

KENTUCKY

Kentucky leads 41-17
Home: 7-5, Away: 0-8, Neutral: 10-28

Date	Site	Result	Score
1-12-29	Notre Dame, IN	L	16-19
2-10-36	Notre Dame, IN	W	41-20
1-5-37	Louisville, KY	W	41-28
1-15-38	Notre Dame, IN	W	47-37
1-14-39	Louisville, KY	W	42-37
1-13-40	Notre Dame, IN	W	52-47
1-4-41	Louisville, KY	W	48-47
2-7-42	Notre Dame, IN	W	46-43
1-23-43	Louisville, KY	L	55-60
1-8-44	Louisville, KY	L	54-55
1-27-45	Louisville, KY (ot)	W	59-58
1-26-46	Louisville, KY	W	56-47
2-1-47	Louisville, KY	L	30-60
2-2-48	Notre Dame, IN	W	64-55
1-29-49	Louisville, KY	L	38-62
1-23-50	Notre Dame, IN	W	64-51
1-15-51	Lexington, KY	L	44-69
2-2-52	Chicago, IL*	L	66-71
3-15-58	Lexington, KY#	L	56-89
2-14-59	Chicago, IL*	L	52-71
2-13-60	Lexington, KY	L	65-68
12-7-60	Louisville, KY%	L	62-68
12-30-61	Lexington, KY	L	53-100
12-29-62	Louisville, KY%	L	70-78
12-28-63	Louisville, KY%	L	81-101
12-29-64	Louisville, KY%	W	111-97
12-29-65	Louisville, KY%	L	69-103
12-31-66	Louisville, KY%	L	85-96
12-30-67	Louisville, KY%	L	73-81
12-28-68	Louisville, KY%	L	90-110
12-27-69	Louisville, KY%	L	100-102
3-12-70	Columbus, OH&	L	99-109
12-29-70	Louisville, KY%	W	99-92
12-28-71	Louisville, KY%	L	67-83
12-30-72	Louisville, KY%	L	63-65
12-29-73	Louisville, KY%	W	94-79
12-28-74	Louisville, KY%	L	96-113
12-30-75	Louisville, KY%	L	77-79
12-30-76	Louisville, KY%	L	78-102
12-31-77	Louisville, KY%	L	68-73
12-30-78	Louisville, KY%	L	76-81
12-29-79	Louisville, KY%	L	80-86
12-27-80	Louisville, KY%	W	67-61
12-29-81	Louisville, KY%	L	28-34
12-1-82	Louisville, KY%	L	45-58
1-31-88	Louisville, KY%	L	69-78
12-3-88	Indianapolis, IN@	W	81-65
3-5-90	Notre Dame, IN	W	80-67
12-1-90	Indianapolis, IN@	L	90-98
1-2-92	Lexington, KY	L	70-91
2-13-93	Notre Dame, IN	L	62-81
1-6-94	Lexington, KY	L	59-84
2-12-95	Notre Dame, IN	L	58-97

12-14-96	Lexington, KY	L	56-80
1-13-01	Lexington, KY	L	71-82
1-19-02	Notre Dame, IN	L	65-72
1-18-03	Lexington, KY	L	73-88
1-25-04	Notre Dame, IN	L	63-71

*Game played at Chicago Stadium

%Game played at Freedom Hall (Louisville, KY)

#NCAA Tournament (third round)

&NCAA Tournament (second round)

@Big Four Classic

KING'S COLLEGE

Notre Dame leads 3-0
Home: 2-0, Away: 1-0, Neutral: 0-0

Date	Site	Result	Score
1-11-67	Notre Dame, IN	W	93-54
1-3-68	Notre Dame, IN	W	105-68
12-3-68	Wilkes-Barre, PA	W	84-54

LAFAYETTE

Notre Dame leads 6-1
Home: 5-0, Away: 0-1, Neutral: 0-0

Date	Site	Result	Score
12-5-77	Notre Dame, IN	W	76-42
1-16-79	Notre Dame, IN	W	91-66
1-17-83	Notre Dame, IN	W	51-40
1-16-84	Notre Dame, IN	W	65-39
1-4-88	Easton, PA	L	68-83
12-22-89	Notre Dame, IN	W	86-71
11-20-06	Notre Dame, IN	W	84-66

LAKE FOREST

Notre Dame leads 4-2
Home: 4-2, Away: 0-0, Neutral: 0-0

Date	Site	Result	Score
2-8-08	Notre Dame, IN	W	38-18
1-17-14	Notre Dame, IN	W	33-15
1-9-15	Notre Dame, IN	L	24-34
1-15-16	Notre Dame, IN	L	24-30
1-20-17	Notre Dame, IN	W	17-11
12-7-29	Notre Dame, IN	W	49-20

LANE TECHNICAL

Notre Dame leads 1-0
Home: 1-0, Away: 0-0, Neutral: 0-0

Date	Site	Result	Score
1-30-12	Notre Dame, IN	W	26-12

LASALLE

Notre Dame leads 18-5
Home: 11-0, Away: 7-5

Date	Site	Result	Score
2-5-72	Philadelphia, PA*	W	97-71
2-10-73	Notre Dame, IN	W	87-78
2-6-74	Philadelphia, PA*	W	98-78
2-15-75	Notre Dame, IN	W	91-75
2-4-76	Philadelphia, PA#	W	108-89
2-26-77	Notre Dame, IN	W	113-77
2-1-78	Philadelphia, PA*	W	95-90
2-24-79	Notre Dame, IN	W	93-70
1-30-80	Philadelphia, PA*	L	60-62
2-4-81	Notre Dame, IN	W	60-59
1-4-82	Philadelphia, PA*	L	61-66
2-2-83	Notre Dame, IN	W	68-56
1-4-84	Philadelphia, PA#	L	66-68
2-6-85	Notre Dame, IN	W	71-58
1-4-86	Philadelphia, PA*	W	77-63
2-4-87	Notre Dame, IN (ot)	W	76-64
1-2-88	Philadelphia, PA	W	68-59
2-16-89	Notre Dame, IN	W	80-78
1-12-90	Philadelphia, PA	L	78-86
2-6-91	Notre Dame, IN	W	84-68
1-9-92	Philadelphia, PA	W	87-79
1-23-93	Notre Dame, IN	W	72-63
1-8-94	Philadelphia, PA (ot)	L	81-84

*Game played at Philadelphia Palestra

#Game played at Philadelphia Spectrum

LEHIGH

Notre Dame leads 2-0
Home: 2-0, Away: 0-0, Neutral: 0-0

Date	Site	Result	Score
12-10-83	Notre Dame, IN	W	68-46
1-3-95	Notre Dame, IN	W	89-65

LEWIS COLLEGE

Notre Dame leads 4-0
Home: 4-0, Away: 0-0, Neutral: 0-0

Date	Site	Result	Score
12-1-64	Notre Dame, IN	W	99-87
12-1-65	Notre Dame, IN	W	75-69
12-1-66	Notre Dame, IN	W	100-77
12-9-67	Notre Dame, IN	W	97-59

LEWIS INSTITUTE

Notre Dame leads 10-0
Home: 10-0, Away: 0-0, Neutral: 0-0

Date	Site	Result	Score
2-5-08	Notre Dame, IN	W	28-17
12-2-08	Notre Dame, IN	W	34-17
12-8-09	Notre Dame, IN	W	29-17
12-10-10	Notre Dame, IN	W	25-17
12-9-11	Notre Dame, IN	W	25-7
12-13-12	Notre Dame, IN	W	38-5
12-1			

LINCOLN COLLEGE

Notre Dame leads 1-0
 Home: 1-0, Away: 0-0, Neutral: 0-0

Date	Site	Result	Score
2-14-10	Notre Dame, IN	W	45-20

LONG ISLAND

Notre Dame leads 2-0
 Home: 1-0, Away: 0-0, Neutral: 1-0

Date	Site	Result	Score
3-19-68	New York, NY*	W	62-60
12-29-00	Notre Dame, IN	W	97-49

*-Postseason NIT

LORAS (IA)

Notre Dame leads 1-0
 Home: 1-0, Away: 0-0, Neutral: 0-0

Date	Site	Result	Score
12-19-44	Notre Dame, IN	W	91-44

LOUISIANA STATE

Louisiana State leads 1-0
 Home: 0-0, Away: 0-1, Neutral: 0-0

Date	Site	Result	Score
1-20-90	New Orleans, LA	L	64-87

LOUISVILLE

Louisville leads 13-7
 Home: 3-6, Away: 1-6, Neutral: 3-1

Date	Site	Result	Score
1-5-52	Louisville, KY	L	59-65
2-11-53	Notre Dame, IN	W	73-62
1-6-54	Notre Dame, IN	W	72-53
1-3-55	Notre Dame, IN	L	69-73
1-11-56	Notre Dame, IN (ot)	L	75-80
12-22-56	Notre Dame, IN	L	75-85
1-18-58	Louisville, KY	L	83-94
1-29-58	Notre Dame, IN	W	73-53
12-20-58	Louisville, KY	W	61-53
2-27-60	Chicago, IL*	W	65-54
3-20-73	New York, NY#	W	79-71
12-5-87	Indianapolis, IN&	W	69-54
3-4-89	Notre Dame, IN	L	77-87
12-2-89	Indianapolis, IN&	L	73-84
3-2-91	Louisville, KY	L	59-65
12-5-91	Notre Dame, IN	L	81-84
3-7-93	Louisville, KY	L	68-83
2-26-94	Notre Dame, IN (ot)	L	82-85
1-7-95	Louisville, KY	L	72-80
2-4-06	Louisville, KY (ot)	L	86-89

*-Game played at Chicago Stadium

#-Postseason NIT

&-Big Four Classic

LOYOLA (CHICAGO)

Notre Dame leads 29-2
 Home: 21-1, Away: 8-1, Neutral: 0-0

Date	Site	Result	Score
1-12-24	Notre Dame, IN	W	24-23
1-16-24	Notre Dame, IN	W	21-16
1-31-25	Notre Dame, IN	W	40-21
3-7-25	Chicago, IL*	W	19-11
2-7-50	Notre Dame, IN	W	67-60
2-14-50	Chicago, IL*	W	67-60
1-9-51	Notre Dame, IN	W	78-67
12-17-51	Notre Dame, IN	W	77-57
12-17-52	Notre Dame, IN	W	53-45
12-17-53	Notre Dame, IN	W	81-65
2-27-54	Chicago, IL*	W	71-65
12-13-54	Notre Dame, IN	W	89-76
2-5-55	Chicago, IL*	W	91-83
12-7-55	Notre Dame, IN (ot)	W	85-84
2-4-56	Chicago, IL*	L	65-71
1-12-57	Notre Dame, IN	W	90-76
2-9-57	Chicago, IL*	W	96-64
12-17-57	Notre Dame, IN	W	82-63
1-17-59	Notre Dame, IN	W	88-61
12-18-59	Notre Dame, IN	W	67-45
2-23-77	Notre Dame, IN	W	111-86
3-6-78	Notre Dame, IN	W	83-68
2-5-79	Notre Dame, IN	W	84-66
12-7-85	Notre Dame, IN	W	71-58
2-27-92	Notre Dame, IN	W	76-67
12-4-92	Chicago, IL	W	52-50
1-24-94	Notre Dame, IN	L	58-70
3-3-94	Chicago, IL	W	66-64
2-28-95	Notre Dame, IN	W	93-63
12-30-96	Chicago, IL#	W	70-62
11-22-00	Notre Dame, IN	W	107-68

*-Game played at Chicago Stadium

#-Game played at Rosemont Horizon

LOYOLA (LA)

Notre Dame leads 2-0
 Home: 0-0, Away: 0-0, Neutral: 2-0

Date	Site	Result	Score
3-9-54	Fort Wayne, IN*	W	80-70
12-29-54	New Orleans, LA#	W	66-45

*-NCAA Tournament (first round)
 #-Sugar Bowl Tourney

LOYOLA (MD)

Notre Dame leads 4-0
 Home: 3-0, Away: 1-0, Neutral: 0-0

Date	Site	Result	Score
2-18-85	Notre Dame, IN	W	61-60
1-5-95	Notre Dame, IN	W	78-68
12-9-95	Baltimore, MD	W	70-62
12-21-96	Notre Dame, IN	W	92-75

LOYOLA MARYMOUNT

Notre Dame leads 3-1
 Home: 2-1, Away: 1-0, Neutral: 0-0

Date	Site	Result	Score
1-19-66	Notre Dame, IN	L	86-96
12-5-94	Los Angeles, CA (ot)	W	76-73
12-30-95	Notre Dame, IN	W	84-51
1-2-00	Notre Dame, IN	W	75-57

MAINE

Notre Dame leads 1-0
 Home: 1-0, Away: 0-0, Neutral: 0-0

Date	Site	Result	Score
1-27-82	Notre Dame, IN	W	79-55

MANHATTAN

Notre Dame leads 9-3
 Home: 5-1, Away: 4-2, Away: 0-0

Date	Site	Result	Score
12-29-56	New York, NY*	L	79-86
1-10-76	Notre Dame, IN	W	88-71
2-17-77	New York, NY*	W	80-76
1-17-78	Notre Dame, IN	W	81-64
2-15-79	New York, NY*	W	86-63
2-6-80	Notre Dame, IN	W	93-49
2-22-84	New York, NY*	W	63-58
11-25-84	Notre Dame, IN	W	67-52
2-19-86	New York, NY*	W	102-47
3-25-92	Notre Dame, IN#	W	74-58
1-22-94	Notre Dame, IN	L	50-57
2-6-96	New York, NY*	L	44-65

*-Game played at Madison Square Garden

#-Postseason NIT

MARION CLUB (IN)

Notre Dame leads 3-0
 Home: 2-0, Away: 1-0, Neutral: 0-0

Date	Site	Result	Score
12-17-08	Notre Dame, IN	W	30-10
1-5-09	Indianapolis, IN	W	38-24
1-17-10	Notre Dame, IN	W	23-16

MARIST

Notre Dame leads 2-0
 Home: 2-0, Away: 0-0, Neutral: 0-0

Date	Site	Result	Score
11-26-83	Notre Dame, IN	W	75-68
12-22-04	Notre Dame, IN	W	88-73

MARQUETTE

Notre Dame leads 75-32
 Home: 43-11, Away: 32-21, Neutral: 0-0

Date	Site	Result	Score
1-31-20	Notre Dame, IN	L	22-23
2-5-21	Milwaukee, WI	L	19-26
2-4-27	Milwaukee, WI	W	27-23
2-26-27	Notre Dame, IN	W	33-13
2-23-28	Milwaukee, WI	W	21-12
3-3-28	Notre Dame, IN	W	24-19
2-5-29	Milwaukee, WI	W	29-17
3-2-29	Notre Dame, IN	W	19-16
1-11-30	Notre Dame, IN	W	44-28
2-4-30	Milwaukee, WI	W	20-18
1-13-31	Notre Dame, IN	W	30-23
3-6-31	Milwaukee, WI	W	26-25
1-12-32	Notre Dame, IN	W	43-31
3-4-32	Milwaukee, WI	W	37-26
1-7-33	Notre Dame, IN (ot)	L	32-35
3-7-33	Milwaukee, WI	W	36-34
1-9-34	Notre Dame, IN	W	30-28
3-10-34	Milwaukee, WI	L	20-21
1-8-35	Notre Dame, IN	W	23-20
3-1-35	Milwaukee, WI	L	21-36
1-14-36	Notre Dame, IN	W	37-22
3-7-36	Milwaukee, WI	W	37-34
2-23-37	Notre Dame, IN	W	41-24
3-6-37	Milwaukee, WI	W	39-35
2-9-38	Milwaukee, WI	L	43-45
3-4-38	Notre Dame, IN	W	39-28
2-18-39	Notre Dame, IN	L	22-47
2-25-39	Milwaukee, WI	L	50-58
2-20-40	Notre Dame, IN	W	56-39
3-2-40	Milwaukee, WI	W	36-32
2-1-41	Notre Dame, IN	W	58-40
3-8-41	Milwaukee, WI	W	44-39
1-31-42	Notre Dame, IN	W	66-42
3-7-42	Milwaukee, WI	L	43-46
2-2-43	Notre Dame, IN	W	50-45
3-6-43	Milwaukee, WI	W	49-47
1-11-44	Notre Dame, IN	W	52-46
1-29-44	Milwaukee, WI	L	43-60
1-16-45	Notre Dame, IN	W	79-56
2-17-45	Milwaukee, WI	L	55-56
1-22-46	Notre Dame, IN	W	69-67
2-16-46	Milwaukee, WI	L	59-68

1-28-47	Notre Dame, IN	W	87-61
3-8-47	Milwaukee, WI	W	73-68
2-25-48	Notre Dame, IN	W	72-55
3-6-48	Milwaukee, WI	W	76-62
2-8-49	Milwaukee, WI	W	71-64
2-16-49	Notre Dame, IN	W	59-42
2-4-50	Notre Dame, IN	W	79-61
3-4-50	Milwaukee, WI	W	65-58
2-3-51	Notre Dame, IN	W	82-56
3-3-51	Milwaukee, WI	L	50-55
1-12-52	Notre Dame, IN	W	74-56
2-7-52	Milwaukee, WI	L	50-57
12-13-52	Milwaukee, WI	W	84-64
2-18-53	Notre Dame, IN	W	74-68
2-25-54	Notre Dame, IN	W	79-66
3-6-54	Milwaukee, WI	W	79-68
2-24-55	Notre Dame, IN	L	74-84
3-5-55	Milwaukee, WI	W	85-64
2-20-56	Notre Dame, IN	W	88-85
2-29-56	Milwaukee, WI	W	87-69
2-26-57	Milwaukee, WI	W	76-56
3-6-57	Notre Dame, IN	W	94-55
12-14-57	Milwaukee, WI	L	64-78
2-10-58	Notre Dame, IN	W	106-74
2-24-59	Milwaukee, WI	L	76-95
3-7-59	Notre Dame, IN	W	51-35
2-7-70	Notre Dame, IN (2ot)	W	96-95
1-12-71	Milwaukee, WI	L	66-71
1-24-72	Notre Dame, IN	L	62-77
1-13-73	Milwaukee, WI	W	71-69
1-29-74	Notre Dame, IN	W	69-63
1-18-75	Milwaukee, WI	L	68-71
2-28-76	Notre Dame, IN	L	75-81
1-16-77	Milwaukee, WI	L	69-78
2-26-78	Notre Dame, IN	W	65-59
1-13-79	Milwaukee, WI	W	65-60
2-24-80	Notre Dame, IN	L	74-77
1-10-81	Milwaukee, WI	L	52-54
1-30-82	Notre Dame, IN	L	62-70
1-15-83	Milwaukee, WI	W	59-57
2-25-84	Notre Dame, IN	W	65-56
1-12-85	Milwaukee, WI	W	63-62
3-6-85	Notre Dame, IN	W	66-60
2-1-86	Notre Dame, IN (ot)	W	72-70
3-1-86	Milwaukee, WI	W	74-66
1-29-87	Notre Dame, IN	W	58-48
2-28-87	Milwaukee, WI	W	72-60
1-9-88	Milwaukee, WI#	W	62-44
3-5-88	Notre Dame, IN	W	72-50
2-2-89	Notre Dame, IN	W	83-68
3-8-89	Milwaukee, WI#	W	67-63
12-9-89	Milwaukee, WI#	L	68-80
2-14-90	Notre Dame, IN	W	79-76
1-17-91	Notre Dame, IN	W	80-73
2-12-91	Milwaukee, WI#	W	63-62
1-21-92	Milwaukee, WI#	W	69-63
2-18-92	Notre Dame, IN	W	60-53
2-17-93	Notre Dame, IN	L	61-69
2-17-94	Milwaukee, WI#	W	68-58
2-25-95	Notre Dame, IN	L	63-65
11-21-97	Milwaukee, WI#	L	48-72
12-2-02	Notre Dame, IN	W	92-71
12-1-03	Milwaukee, WI#	W	58-71
1-20-06	Milwaukee, WI#	L	65-67
2-25-06	Notre Dame, IN	L	72-80

#-Game played at the Bradley Center

MARSHALL

Notre Dame leads 1-0
 Home: 0-0, Away: 1-0, Neutral: 0-0

Date	Site	Result	Score
2-8-13	Huntington, WV	W	27-9

MARYLAND

Series tied 9-8
 Home: 5-2, Away: 3-4, Neutral: 1-2

Date	Site	Result	Score
1-4-75	College Park, MD	L	82-90
3-20-75	Las Cruces, NM*	L	71-83
1-31-76	Notre Dame, IN	L	63-69
11-27-76	College Park, MD (ot)	W	80-79
1-29-78	Notre Dame, IN	W	69-54
1-27-79	College Park, MD	L	65-66
1-26-80	Notre Dame, IN	W	64-63
1-24-81	College Park, MD	W	73-70
1-23-82	Notre Dame, IN	W	55-51
1-22-83	College Park, MD	L	67-68
1-28-84	Notre Dame, IN	W	52-47
1-26-85	College Park, MD	L	65-77
2-3-86	Notre Dame, IN	W	69-62
12-31-86	College Park, MD	W	63-50
2-2-88	Notre Dame, IN	L	75-78
11-26-99	New York, NY#	L	67-72
12-7-02	Washington, DC!	W	79-67

*-NCAA Tournament (second round)

#-Preseason NIT

!-BB&T Classic

MERCER

Notre Dame leads 2-0
Home: 2-0, Away: 0-0, Neutral: 0-0

Date	Site	Result	Score
1-5-25	Notre Dame, IN	W	44-17
1-2-26	Notre Dame, IN	W	46-31

MIAMI (FLA.)

Series tied 8-7
Home: 4-3, Away: 4-3, Neutral: 0-1

Date	Site	Result	Score
2-22-86	Miami, FL	W	126-73
3-5-87	Notre Dame, IN	W	65-49
1-27-90	Notre Dame, IN	W	107-60
1-12-91	Miami, FL	W	60-52
1-23-96	Miami, FL	L	64-72
2-28-96	Notre Dame, IN	L	59-71
2-25-97	Notre Dame, IN	W	69-60
2-14-98	Miami, FL	L	57-66
2-22-98	Notre Dame, IN	L	59-65
1-9-99	Miami, FL	W	71-68
1-25-00	Notre Dame, IN	L	49-63
2-26-00	Miami, FL	L	52-55
3-9-00	New York, NY *	L	58-61
2-23-02	Miami, FL	W	90-77
1-28-04	Notre Dame, IN	W	72-62

* BIG EAST Tournament

MIAMI (OH)

Series tied 4-4
Home: 2-2, Away: 1-2, Neutral: 1-1

Date	Site	Result	Score
2-20-09	Notre Dame, IN	W	29-10
12-9-44	Notre Dame, IN	W	68-34
3-12-57	Columbus, OH*	W	89-77
3-8-69	Carbondale, IL	L	60-63
11-13-98	Notre Dame, IN	L	65-76
12-11-99	Oxford, OH	L	55-71
12-9-00	Notre Dame, IN	L	64-73
12-8-01	Oxford, OH	W	70-69

*-NCAA Tournament (first round)

MICHIGAN

Michigan leads 15-7
Home: 4-5, Away: 2-6, Neutral: 1-4

Date	Site	Result	Score
12-8-22	Ann Arbor, MI	L	23-41
1-5-24	South Bend, IN* (ot)	W	29-25
12-15-38	Notre Dame, IN	L	38-40
12-16-39	Ann Arbor, MI	L	39-41
12-19-40	Notre Dame, IN	W	37-27
12-19-41	Ann Arbor, MI	W	46-40
12-3-69	Notre Dame, IN	W	87-86
12-1-70	Ann Arbor, MI	W	94-81
12-1-71	Notre Dame, IN	L	83-101
12-2-72	Ann Arbor, MI	L	87-96
3-14-74	Tuscaloosa, AL#	L	68-77
3-18-76	Louisville, KY#	L	76-80
3-4-79	Detroit, MI	L	59-62
3-7-82	Detroit, MI	W	53-52
3-28-84	New York, NY#	L	63-83
2-9-92	Notre Dame, IN	L	65-74
1-16-93	Ann Arbor, MI	L	55-70
3-20-97	Notre Dame, IN&	L	66-67
3-15-00	Notre Dame, IN&	W	75-65
12-4-04	Ann Arbor, MI	L	60-61
12-3-05	Notre Dame, IN	L	67-71
3-30-06	Ann Arbor, MI& (2ot)	L	84-87

*-Game played at South Bend YMCA

#-NCAA Tournament (second round)

&-Postseason NIT

MICHIGAN STATE

Notre Dame leads 59-35
Home: 35-12, Away: 24-21, Neutral: 0-2

Date	Site	Result	Score
1-31-08	East Lansing, MI	L	20-33
2-1-08	East Lansing, MI	W	23-16
2-27-08	Notre Dame, IN	W	39-20
1-23-09	Notre Dame, IN	W	26-10
2-8-09	East Lansing, MI	W	22-18
1-29-10	Notre Dame, IN	L	21-28
2-17-10	East Lansing, MI	L	23-43
2-13-13	East Lansing, MI	L	7-40
1-24-14	Notre Dame, IN	W	28-16
2-4-14	East Lansing, MI	L	22-44
2-2-15	East Lansing, MI	L	13-14
2-13-15	Notre Dame, IN	W	24-19
1-19-16	Notre Dame, IN	W	19-18
2-2-16	East Lansing, MI	W	24-23
1-27-17	East Lansing, MI	L	25-31
2-14-17	Notre Dame, IN	W	33-19
2-1-18	East Lansing, MI	L	12-27
2-7-18	Notre Dame, IN	W	25-23
2-1-19	Notre Dame, IN	L	28-32
2-21-19	East Lansing, MI	W	17-16
1-24-20	East Lansing, MI	L	20-23
2-9-20	Notre Dame, IN	W	30-23
1-22-21	Notre Dame, IN	W	36-23
2-1-21	East Lansing, MI	L	25-37
1-31-22	Notre Dame, IN	W	31-22
2-16-22	East Lansing, MI	L	24-30

12-9-22	East Lansing, MI	W	40-15
2-28-23	Notre Dame, IN	L	21-22
1-25-24	Notre Dame, IN	W	35-18
2-29-24	East Lansing, MI	W	23-21
1-16-25	Notre Dame, IN	W	37-14
3-3-25	East Lansing, MI	W	42-10
1-22-26	Notre Dame, IN	W	33-14
2-16-26	East Lansing, MI	W	40-25
1-29-27	Notre Dame, IN	W	36-15
2-23-27	East Lansing, MI	W	34-22
1-28-28	Notre Dame, IN (3ot)	W	29-25
2-3-28	Notre Dame, IN	L	16-26
1-23-29	Notre Dame, IN	W	29-24
2-22-29	East Lansing, MI (2ot)	W	28-27
1-22-30	East Lansing, MI	L	21-28
2-18-30	Notre Dame, IN	W	29-17
1-9-32	East Lansing, MI	W	28-25
2-23-32	Notre Dame, IN	W	28-20
1-9-33	East Lansing, MI	W	34-19
2-24-33	Notre Dame, IN	W	30-25
1-6-34	East Lansing, MI (3ot)	W	34-33
2-21-34	Notre Dame, IN	W	28-19
2-21-38	Notre Dame, IN	W	48-32
1-25-41	Notre Dame, IN	W	46-39
3-1-41	East Lansing, MI	L	35-44
1-24-42	Notre Dame, IN	W	52-49
2-28-42	East Lansing, MI	L	43-46
2-6-43	Notre Dame, IN	W	45-34
2-27-43	East Lansing, MI	W	45-42
1-31-46	Notre Dame, IN	W	62-57
2-20-46	East Lansing, MI	W	56-54
1-14-47	East Lansing, MI	W	74-56
2-8-47	Notre Dame, IN	W	70-54
2-17-48	East Lansing, MI	W	51-44
2-24-48	Notre Dame, IN	L	50-54
2-3-49	Notre Dame, IN	W	63-47
2-23-49	East Lansing, MI	W	43-41
1-7-50	East Lansing, MI	W	76-65
1-18-50	Notre Dame, IN	W	71-65
1-25-51	East Lansing, MI	L	43-60
2-19-51	Notre Dame, IN	W	56-46
1-2-52	Notre Dame, IN	L	52-66
1-15-52	East Lansing, MI	W	56-48
2-16-53	Notre Dame, IN	W	72-64
2-9-54	East Lansing, MI	W	74-71
2-7-55	Notre Dame, IN	L	79-93
12-21-55	East Lansing, MI (ot)	L	78-84
1-15-57	Notre Dame, IN	W	86-76
3-15-57	Lexington, KY*	L	83-85
12-21-57	East Lansing, MI	L	72-79
12-17-58	Notre Dame, IN	L	56-74
12-5-59	East Lansing, MI (ot)	L	56-61
2-6-61	Notre Dame, IN	L	74-89
12-16-61	East Lansing, MI	W	73-72
12-4-62	Notre Dame, IN	W	92-85
1-18-64	East Lansing, MI	W	95-80
12-8-64	Notre Dame, IN	W	100-93
12-11-65	East Lansing, MI	L	69-93
2-1-67	Notre Dame, IN (ot)	L	80-85
1-30-68	East Lansing, MI	L	68-89
2-11-69	Notre Dame, IN	L	59-71
1-20-70	East Lansing, MI	L	82-85
1-26-71	Notre Dame, IN	W	104-80
2-1-72	East Lansing, MI	L	74-98
2-7-73	Notre Dame, IN	W	85-72
2-4-74	East Lansing, MI	W	91-89
2-5-75	Notre Dame, IN	L	73-76
3-18-79	Indianapolis, IN#	L	68-80

*-NCAA Tournament (second round)

#-NCAA Tournament (third round)

MIDDLE TENNESSEE STATE

Notre Dame leads 1-0
Home: 0-0, Away: 0-0, Neutral: 1-0

Date	Site	Result	Score
3-12-87	Charlotte, NC*	W	84-71

*-NCAA Tournament (first round)

MILLIKIN

Series tied 1-1
Home: 1-0, Away: 0-1, Neutral: 0-0

Date	Site	Result	Score
12-20-22	Millikin, OH	L	20-23
12-7-35	South Bend, IN*	W	58-30

*-Game played at Studebaker Gym

MINNESOTA

Notre Dame leads 15-7
Home: 9-0, Away: 6-7, Neutral: 0-0

Date	Site	Result	Score
12-8-23	Minneapolis, MN	L	21-22
12-10-23	Minneapolis, MN	W	16-14
12-15-24	Minneapolis, MN	L	12-25
12-12-25	Notre Dame, IN	W	36-14
12-18-26	Minneapolis, MN	W	24-19
12-23-27	Minneapolis, MN	W	26-18
1-17-33	Notre Dame, IN	W	30-22
3-11-33	Minneapolis, MN	W	31-27
2-6-34	Notre Dame, IN	W	43-34
3-12-34	Minneapolis, MN	L	41-43
1-5-35	Minneapolis, MN	L	28-30

3-4-35	Notre Dame, IN	W	38-27
1-4-36	Minneapolis, MN	W	29-27
2-25-36	Notre Dame, IN	W	37-15
3-8-37	Notre Dame, IN	W	44-18
1-4-38	Minneapolis, MN	L	25-37
1-28-39	Notre Dame, IN	W	55-33
12-23-54	Minneapolis, MN	L	66-77
12-16-55	Minneapolis, MN	L	75-83
12-16-68	Notre Dame, IN	W	69-65
12-1-69	Minneapolis, MN	W	84-75
1-2-71	Notre Dame, IN	W	97-73

MISSISSIPPI

Series tied 1-1
Home: 1-0, Away: 0-0, Neutral: 0-1

Date	Site	Result	Score
11-26-77	Notre Dame, IN	W	111-62
3-18-01	Kansas City, MO*	L	56-59

*-NCAA Tournament (second round)

MISSOURI

Missouri leads 6-2
Home: 2-1, Away: 0-3, Neutral: 0-2

Date	Site	Result	Score
3-8-80	Lincoln, NE* (ot)	L	84-87
1-2-82	Kansas City, MO#	L	70-92
3-3-90	Notre Dame, IN	W	98-67
3-4-91	Columbia, MO	L	54-84
1-23-92	Notre Dame, IN	L	68-77
1-27-93	Columbia, MO	L	57-73
1-12-94	Notre Dame, IN	W	77-73
1-12-95	Columbia, MO	L	56-64

* NCAA Second Round, Bob Devaney Sports Center

Kemper Arena, Kansas City, Mo.

MOBILE YMCA

Notre Dame leads 2-0
Home: 0-0, Away: 2-0, Neutral: 0-0

Date	Site	Result	Score
1-1-09	Mobile, AL	W	41-18
1-1-09	Mobile, AL	W	23-14

MONMOUTH

Notre Dame leads 3-0
Home: 2-0, Away: 0-0, Neutral: 1-0

Date	Site	Result	Score
11-30-40	Notre Dame, IN	W	81-34
11-24-96	Notre Dame, IN	W	73-67
11-25-01	Honolulu, HI*	W	85-48

*-Hawaii-Pacific Thanksgiving Classic

MONTANA

Montana leads 1-0
Home: 0-0, Away: 0-0, Neutral: 0-1

Date	Site	Result	Score
12-28-66	Honolulu, HI*	W	69-70

*-Rainbow Classic

MONTANA STATE

Notre Dame leads 1-0
Home: 1-0, Away: 0-0, Neutral: 0-0

Date	Site	Result	Score
12-2-80	Notre Dame, IN	W	87-68

MONTGOMERY YMCA

Notre Dame leads 1-0
Home: 0-0, Away: 1-0, Neutral: 0-0

Date	Site	Result	Score
------	------	--------	-------

NASHVILLE A.C.

Notre Dame leads 1-0
 Home: 0-0, Away: 1-0, Neutral: 0-0

Date	Site	Result	Score
12-29-08	Nashville, TN	W	30-15

NAVY

Notre Dame leads 7-1
 Home: 2-0, Away: 4-1, Neutral: 1-0

Date	Site	Result	Score
12-22-48	Chicago, IL	W	70-62
2-25-50	Annapolis, MD	W	65-59
2-23-52	Annapolis, MD	L	58-67
2-20-54	Annapolis, MD	W	84-72
2-11-56	Annapolis, MD	W	70-63
2-22-58	Annapolis, MD	W	85-63
2-16-63	Notre Dame, IN	W	68-56
2-4-80	Notre Dame, IN	W	67-53

NEBRASKA

Nebraska leads 5-2
 Home: 2-0, Away: 0-5, Neutral: 0-0

Date	Site	Result	Score
2-20-20	Lincoln, NE	L	18-25
2-21-20	Lincoln, NE	L	15-31
2-18-21	Lincoln, NE	L	18-25
2-19-21	Lincoln, NE	L	21-39
12-9-57	Notre Dame, IN	W	69-56
12-14-59	Notre Dame, IN	W	70-62
12-11-61	Lincoln, NE	L	61-65

NEW HAMPSHIRE

Notre Dame leads 2-0
 Home: 2-0, Away: 0-0, Neutral: 0-0

Date	Site	Result	Score
12-10-96	Notre Dame, IN	W	68-47
11-24-01	Notre Dame, IN	W	95-33

NEW ORLEANS

Notre Dame leads 3-0
 Home: 1-0, Away: 2-0, Neutral: 0-0

Date	Site	Result	Score
2-13-85	Notre Dame, IN	W	79-54
3-3-86	New Orleans, LA	W	75-67
12-28-92	New Orleans, LA	W	45-43

NEW ORLEANS YMCA

Notre Dame leads 1-0
 Home: 0-0, Away: 1-0, Neutral: 0-0

Date	Site	Result	Score
1-2-09	New Orleans, LA	W	28-9

NEW YORK UNIVERSITY

Notre Dame leads 24-9
 Home: 3-1, Away: 21-8, Neutral: 0-0

Date	Site	Result	Score
12-29-34	New York, NY*	L	18-25
2-14-36	New York, NY*	W	38-27
2-13-37	New York, NY*	W	52-26
2-25-38	New York, NY*	W	50-38
2-11-39	New York, NY*	W	34-30
3-12-39	Notre Dame, IN	W	46-42
2-10-40	New York, NY*	L	43-52
2-14-41	New York, NY*	W	41-38
2-14-42	New York, NY*	W	55-43
2-13-43	New York, NY*	W	74-43
2-14-44	New York, NY*	W	59-53
2-10-45	New York, NY*	W	66-60
2-9-46	New York, NY*	L	58-62
2-24-47	New York, NY*	W	64-60
3-1-48	New York, NY*	W	64-59
2-28-49	New York, NY*	W	71-66
2-27-50	New York, NY*	L	63-66
2-26-51	New York, NY*	L	72-87
2-25-52	New York, NY (ot)	W	75-74
1-6-53	New York, NY* (ot)	W	78-77
1-9-54	Notre Dame, IN	W	99-64
1-8-55	New York, NY*	W	93-74
12-26-56	New York, NY*	W	72-71
2-20-58	New York, NY*	W	93-77
12-18-61	Notre Dame, IN	L	73-81
2-21-63	New York, NY*	L	79-80
2-24-65	New York, NY*	L	54-60
2-17-66	New York, NY*	L	78-102
2-23-67	New York, NY*	W	79-66
2-22-68	New York, NY*	W	70-67
2-20-69	New York, NY*	W	98-88
2-19-70	New York, NY*	W	77-65
2-23-71	Notre Dame, IN	W	106-65

*-Game played at Madison Square Garden

NIAGARA

Notre Dame leads 2-0
 Home: 1-0, Away: 1-0, Neutral: 0-0

Date	Site	Result	Score
2-15-09	Niagara, NY	W	30-20
2-21-05	Notre Dame, IN	W	80-59

NICHOLLS STATE

Notre Dame leads 1-0
 Home: 1-0, Away: 0-0, Neutral: 0-0

Date	Site	Result	Score
12-23-96	Notre Dame, IN	W	84-75

NORTH CAROLINA

North Carolina leads 15-4
 Home: 1-3, Away: 0-2, Neutral: 3-10

Date	Site	Result	Score
2-15-58	Chicago, IL*	W	89-70
12-19-58	Louisville, KY	L	77-81
1-3-59	Charlotte, NC	L	54-69
1-2-60	Charlotte, NC	L	65-75
1-7-61	Charlotte, NC	L	71-73
1-6-62	Charlotte, NC	L	80-99
1-5-63	Notre Dame, IN (ot)	L	68-76
1-4-64	Greensboro, NC	L	68-78
2-19-72	New York, NY#	L	74-99
3-24-73	New York, NY&	W	78-71
3-17-77	College Park, MD@	L	77-79
3-16-85	Notre Dame, IN	L	58-60
1-26-86	Chapel Hill, NC	L	61-73
2-1-87	Notre Dame, IN	W	60-58
3-19-87	East Rutherford, NJ%	L	68-74
1-5-91	East Rutherford, NJ	L	47-82
1-11-92	New York, NY#	W	88-76
2-23-93	Chapel Hill, NC	L	56-85
2-23-94	Notre Dame, IN	L	71-80

*-Game played at Chicago Stadium
 #-Game played at Madison Square Garden
 @-Postseason NIT
 %-NCAA Tournament (third round)

NORTH CAROLINA STATE

Notre Dame leads 4-3
 Home: 1-2, Away: 3-0, Neutral: 0-1

Date	Site	Result	Score
2-21-78	Notre Dame, IN	W	70-59
2-7-79	Raleigh, NC	W	53-52
2-9-80	Notre Dame, IN	L	55-63
2-14-81	Raleigh, NC	W	71-55
2-13-82	Notre Dame, IN	L	42-62
2-12-83	Raleigh, NC	W	43-42
11-26-05	Indianapolis, IN&	L	48-61

%-Wooden Tradition

NORTH CENTRAL COLLEGE

Notre Dame leads 3-1
 Home: 3-1, Away: 0-0, Neutral: 0-0

Date	Site	Result	Score
1-28-11	Notre Dame, IN	W	16-9
1-20-12	Notre Dame, IN	L	19-23
1-18-13	Notre Dame, IN	W	34-17
1-13-15	Notre Dame, IN	W	24-21

NORTH DAKOTA

Notre Dame leads 1-0
 Home: 1-0, Away: 0-0, Neutral: 0-0

Date	Site	Result	Score
2-4-41	Notre Dame, IN	W	46-38

NORTHEASTERN

Notre Dame leads 1-0
 Home: 1-0, Away: 0-0, Neutral: 0-0

Date	Site	Result	Score
11-25-97	Notre Dame, IN	W	72-45

NORTHERN ILLINOIS

Notre Dame leads 2-1
 Home: 2-1, Away: 0-0, Neutral: 0-0

Date	Site	Result	Score
12-10-69	Notre Dame, IN	W	101-92
12-12-81	Notre Dame, IN	L	65-70
11-24-03	Notre Dame, IN	W	74-65

NORTHERN IOWA

Notre Dame leads 2-0
 Home: 2-0, Away: 0-0, Neutral: 0-0

Date	Site	Result	Score
3-2-82	Notre Dame, IN	W	80-56
3-10-83	Notre Dame, IN	W	75-51

NORTHWESTERN

Notre Dame leads 63-23-1
 Home: 26-7, Away: 25-11-1, Neutral: 12-5

Date	Site	Result	Score
12-21-21	Evanston, IL	L	16-18
2-11-22	Notre Dame, IN	W	30-20
1-2-23	Evanston, IL	W	20-13
12-19-23	Notre Dame, IN	W	25-16
12-19-24	Evanston, IL	W	22-13
12-30-24	Notre Dame, IN	W	36-15
12-15-25	Evanston, IL	W	30-20
12-30-25	Notre Dame, IN	W	38-21
12-30-26	Notre Dame, IN	W	28-20
1-3-27	Evanston, IL	W	27-21
12-20-27	Notre Dame, IN	W	28-22
12-29-27	Evanston, IL	L	23-25
12-18-28	Notre Dame, IN	L	14-18
1-26-29	Evanston, IL	L	24-27
12-19-29	Notre Dame, IN (ot)	L	28-30
12-31-29	Evanston, IL	W	22-19
12-12-30	Notre Dame, IN	L	29-44
1-3-31	Evanston, IL	L	17-20
12-21-31	Notre Dame, IN	W	32-25
12-31-31	Evanston, IL	W	22-21
12-19-32	Notre Dame, IN	W	28-25
12-31-32	Evanston, IL	L	29-33

12-9-33	Notre Dame, IN	W	28-24
12-30-33	Evanston, IL	W	37-21
12-18-34	Notre Dame, IN	L	25-26
2-9-35	Evanston, IL	W	28-26
12-16-35	Evanston, IL	W	40-29
12-31-35	Notre Dame, IN	T	20-20
12-16-36	Evanston, IL	L	19-38
12-31-36	Notre Dame, IN	W	24-23
12-18-37	Evanston, IL	W	30-27
12-31-37	Notre Dame, IN	W	40-29
12-22-38	Evanston, IL	W	48-30
12-31-38	Notre Dame, IN	L	39-43
12-30-39	Evanston, IL	L	37-47
1-27-40	Notre Dame, IN	W	56-27
12-31-40	Evanston, IL	L	36-46
2-8-41	Notre Dame, IN	W	47-36
12-31-41	Evanston, IL	W	40-36
1-21-42	Notre Dame, IN	W	61-43
12-12-42	Chicago, IL*	W	53-44
1-16-43	Chicago, IL*	W	49-36
12-18-43	Chicago, IL*	L	32-48
1-21-44	Chicago, IL*	L	36-43
2-3-45	Chicago, IL*	W	56-37
2-27-45	Notre Dame, IN	W	71-66
2-2-46	Chicago, IL*	L	55-56
2-26-46	Notre Dame, IN	W	57-50
2-11-47	Chicago, IL*	W	52-44
3-1-47	Chicago, IL*	W	55-53
12-13-47	Chicago, IL*	W	61-55
1-24-48	Chicago, IL* (ot)	W	59-48
12-11-48	Chicago, IL*	W	55-44
3-5-49	Chicago, IL*	W	59-56
12-17-49	Chicago, IL*	L	56-66
1-28-50	Chicago, IL*	W	64-57
12-16-50	Chicago, IL*	W	82-76
12-30-50	Evanston, IL	W	76-73
12-11-51	Notre Dame, IN	W	65-54
2-4-52	Evanston, IL	W	75-69
12-31-52	Evanston, IL	W	62-57
2-21-53	Notre Dame, IN	W	83-67
12-8-53	Evanston, IL	W	75-66
12-31-53	Evanston, IL	W	52-50
12-8-54	Notre Dame, IN	W	79-69
1-15-55	Evanston, IL	W	82-74
12-10-55	Evanston, IL	W	71-61
1-16-56	Notre Dame, IN	W	86-72
12-10-56	Notre Dame, IN	L	60-75
1-7-57	Evanston, IL	W	82-61
12-31-57	Evanston, IL	W	71-66
12-8-58	Notre Dame, IN	L	63-68
12-31-58	Evanston, IL	L	67-102
12-9-59	Evanston, IL (2ot)	W	93-88
12-31-60	Evanston, IL	L	56-59
12-4-61	Notre Dame, IN (ot)	W	59-58
12-21-63	Evanston, IL	W	70-68
12-10-70	Chicago, IL*	W	94-88
12-6-73	Evanston, IL	W	98-74
12-4-74	Notre Dame, IN	W	100-84
12-7-76	Notre Dame, IN	W	105-78
12-7-77	Evanston, IL	W	88-48
12-6-78	Notre Dame, IN	W	101-57
12-5-79	Evanston, IL	W	73-56
3-17-83	Chicago, IL#	L	57-71
12-7-83	Evanston, IL (ot)	L	36-40
11-29-84	Notre Dame, IN	W	79-61

*-Game played at Chicago Stadium
 #-Postseason NIT

OHIO STATE

Ohio State leads 6-5
 Home: 2-3, Away: 3-3, Neutral 0-0

Date	Site	Result	Score
2-17-12	Columbus, OH	W	24-23
2-7-14	Notre Dame, IN	L	20-22
12-28-29	Columbus, OH	L	

OKLAHOMA CITY

Notre Dame leads 1-0

Home: 1-0, Away: 0-0, Neutral: 0-0

Date	Site	Result	Score
2-21-79	Notre Dame, IN	W	88-60

OLD DOMINION

Notre Dame leads 1-0

Home: 1-0, Away: 0-0, Neutral: 0-0

Date	Site	Result	Score
3-14-84	Notre Dame, IN*	W	67-62

*—Postseason NIT

OLIVET

Notre Dame leads 3-0

Home: 3-0, Away: 0-0, Neutral: 0-0

Date	Site	Result	Score
2-23-10	Notre Dame, IN	W	35-15
1-14-11	Notre Dame, IN	W	43-8
2-10-15	Notre Dame, IN	W	38-21

ORAL ROBERTS

Notre Dame leads 1-0

Home: 1-0, Away: 0-0, Neutral: 0-0

Date	Site	Result	Score
3-12-97	Notre Dame, IN*	W	74-58

*—Postseason NIT

OREGON

Notre Dame leads 2-2

Home: 1-1, Away: 1-0, Neutral: 0-1

Date	Site	Result	Score
1-11-84	Eugene, OR	W	66-54
12-9-85	Notre Dame, IN	W	72-63
12-28-94	Portland, OR #	L	69-73
3-25-04	Notre Dame, IN *	L	61-65

#—Far West Classic

*—NIT Quarterfinal round

OREGONS (DALLAS)

Notre Dame leads 1-0

Home: 1-0, Away: 0-0, Neutral: 0-0

Date	Site	Result	Score
2-3-09	Notre Dame, IN	W	31-20

OREGON STATE

Notre Dame leads 2-0

Home: 1-0, Away: 1-0, Neutral: 0-0

Date	Site	Result	Score
3-14-85	Notre Dame, IN*	W	79-70
12-27-94	Portland, OR	W	72-69

*—NCAA Tournament (first round)

PENNSYLVANIA

Notre Dame leads 20-2

Home: 4-0, Away: 15-2, Neutral: 1-0

Date	Site	Result	Score
1-7-28	Philadelphia, PA (ot)	W	30-28
1-19-29	Philadelphia, PA	W	31-19
3-8-30	Philadelphia, PA	W	24-17
12-19-30	Notre Dame, IN	W	31-19
1-17-31	Philadelphia, PA	W	21-20
1-16-32	Philadelphia, PA	W	32-25
2-18-33	Philadelphia, PA	W	36-24
1-18-36	Philadelphia, PA	W	37-27
1-23-37	Philadelphia, PA	W	41-36
1-8-38	Philadelphia, PA	W	45-25
1-20-40	Philadelphia, PA	W	55-35
1-18-41	Philadelphia, PA	W	53-37
3-3-48	Philadelphia, PA	W	60-56
12-20-48	Notre Dame, IN	W	55-42
2-27-51	Philadelphia, PA	L	60-71
12-22-51	Notre Dame, IN	W	83-78
2-26-52	Philadelphia, PA	L	66-67
3-13-53	Chicago, IL*	W	69-57
2-22-54	Philadelphia, PA	W	71-67
1-3-87	Philadelphia, PA	W	71-67
1-21-88	Notre Dame, IN	W	67-48
1-3-89	Philadelphia, PA	W	60-55

*—NCAA Tournament (second round)

PENN STATE

Penn State leads 2-1

Home: 0-0, Away: 0-1, Neutral: 1-1

Date	Site	Result	Score
2-21-25	University Park, PA	L	22-33
3-13-54	Iowa City, IA*	L	63-71
3-28-00	New York, NY#	W	73-52

*—NCAA Tournament (third round)

#—Postseason NIT

PEORIA YMCA

Notre Dame leads 1-0

Home: 0-0, Away: 1-0, Neutral: 0-0

Date	Site	Result	Score
12-24-08	Peoria, IL	W	43-27

PITTSBURGH

Pittsburgh leads 26-25

Home: 14-9, Away: 10-15, Neutral: 1-1

Date	Site	Result	Score
2-19-27	Notre Dame, IN	W	33-17
2-18-28	Pittsburgh, PA	L	22-24
2-9-29	Pittsburgh, PA	W	33-23
1-18-30	Pittsburgh, PA	L	13-33
2-8-30	Notre Dame, IN	L	16-25
1-24-31	Notre Dame, IN -ot	L	20-28
2-7-31	Pittsburgh, PA -ot	L	32-35
1-23-32	Notre Dame, IN	W	25-12
2-6-32	Pittsburgh, PA	W	26-19
1-21-33	Pittsburgh, PA	L	35-39
2-11-33	Notre Dame, IN	W	38-31
1-20-34	Pittsburgh, PA	L	34-39
2-17-34	Notre Dame, IN	L	17-21
1-19-35	Pittsburgh, PA	L	22-26
2-16-35	Notre Dame, IN	L	25-27
1-10-36	Pittsburgh, PA	W	43-35
2-22-36	Notre Dame, IN	W	43-27
1-13-37	Pittsburgh, PA	L	31-34
2-20-37	Notre Dame, IN	W	29-18
1-19-38	Pittsburgh, PA	W	51-41
2-5-38	Notre Dame, IN	W	51-17
1-28-52	Pittsburgh, PA	L	55-62
2-18-52	Notre Dame, IN	L	60-62
3-16-57	Lexington, KY*	W	86-85
1-17-73	Notre Dame, IN (ot)	W	85-76
1-13-75	Pittsburgh, PA (ot)	L	77-84
1-12-76	Pittsburgh, PA	W	77-76
1-26-77	Notre Dame, IN	W	86-68
2-16-83	Pittsburgh, PA	W	60-54
2-15-84	Notre Dame, IN	L	59-67
3-23-84	Pittsburgh, PA#	W	72-64
1-13-96	Pittsburgh, PA	L	65-75
2-13-96	Notre Dame, IN	W	77-69
1-29-97	Pittsburgh, PA	L	64-88
12-6-97	Pittsburgh, PA	W	73-69
1-6-98	Notre Dame, IN	L	61-72
1-5-99	Notre Dame, IN	W	87-64
1-22-00	Notre Dame, IN	W	81-66
2-6-00	Pittsburgh, PA	L	66-72
1-16-01	Notre Dame, IN	W	74-58
2-3-01	Pittsburgh, PA	W	75-67
3-8-01	New York, NY&	L	54-66
1-12-02	Pittsburgh, PA	W	56-53
1-30-02	Notre Dame, IN	W	89-76
1-6-03	Pittsburgh, PA	L	55-72
2-9-03	Notre Dame, IN	W	66-64
1-12-04	Pittsburgh, PA	L	71-74
2-7-04	Notre Dame, IN	L	58-66
2-12-05	Pittsburgh, PA	L	68-66
3-5-05	Notre Dame, IN	L	77-85
1-4-06	Pittsburgh, PA (2ot)	L	97-100

*—NCAA Tournament (third round)

#—Postseason NIT

&—BIG EAST Tournament

PITTSBURGH LYCEUM

Notre Dame leads 1-0

Home: 0-0, Away: 1-0, Neutral: 0-0

Date	Site	Result	Score
2-18-09	Pittsburgh, PA	W	36-19

POLISH SEMINARY

Notre Dame leads 2-0

Home: 2-0, Away: 0-0, Neutral: 0-0

Date	Site	Result	Score
1-13-14	Notre Dame, IN	W	38-20
1-27-15	Notre Dame, IN	W	36-20

PORTLAND

Notre Dame leads 4-0

Home: 3-0, Away: 1-0, Neutral: 0-0

Date	Site	Result	Score
2-7-57	Notre Dame, IN	W	78-64
2-18-61	Notre Dame, IN	W	80-49
1-9-89	Portland, OR	W	80-58
12-22-90	Notre Dame, IN	W	84-61

PRAIRIE VIEW A&M

Notre Dame leads 1-0

Home: 1-0, Away: 0-0, Neutral: 0-0

Date	Site	Result	Score
12-10-87	Notre Dame, IN	W	89-52

PRINCETON

Notre Dame leads 2-1

Home: 2-0, Away: 0-1, Neutral: 0-0

Date	Site	Result	Score
12-31-27	Notre Dame, IN	W	35-24
12-7-74	Notre Dame, IN	W	80-66
1-3-77	Princeton, NJ	L	62-76

PROVIDENCE

Notre Dame leads 10-9

Home: 5-4, Away: 5-4, Neutral: 0-1

Date	Site	Result	Score
2-14-56	Providence, RI -ot	L	83-85
1-28-85	Notre Dame, IN	W	70-63
1-7-86	Providence, RI	W	78-72
12-11-92	Providence, RI	L	52-71
1-29-94	Notre Dame, IN	L	75-82
2-21-96	Notre Dame, IN	L	72-73
12-7-96	Providence, RI	L	59-82
2-22-97	Notre Dame, IN -ot	W	86-74
2-28-98	Providence, RI	L	62-77
3-4-98	New York, NY*	L	55-72
12-8-98	Providence, RI	W	83-80
1-30-99	Notre Dame, IN	W	81-62
2-23-00	Notre Dame, IN	L	79-89
3-2-02	Notre Dame, IN	W	76-68
1-21-03	Providence, RI	W	71-65
2-24-04	Notre Dame, IN	L	59-73
2-19-05	Providence, RI	W	62-61
1-14-06	Notre Dame, IN	W	92-77
3-1-06	Providence, RI	L	82-75

*—BIG EAST Tournament

PURDUE

Series tied 20-20

Home: 9-2, Away: 3-14, Neutral: 8-4

Date	Site	Result	Score
12-15-16	West Lafayette, IN	L	18-21
12-15-17	West Lafayette, IN	L	12-48
1-14-19	West Lafayette, IN	L	13-31
12-17-19	West Lafayette, IN	L	22-40
1-9-23	West Lafayette, IN	L	21-39
12-15-30	West Lafayette, IN	L	22-34
12-15-31	Notre Dame, IN	L	24-32
12-23-32	West Lafayette, IN	L	31-36
12-19-33	Notre Dame, IN	W	39-28
12-23-35	West Lafayette, IN	L	40-54
2-3-37	Notre Dame, IN	W	47-40
12-19-42	Notre Dame, IN	W	46-43
12-23-43	Notre Dame, IN	W	47-40
1-3-44	West Lafayette, IN	W	35-32
12-27-44	Notre Dame, IN	W	49-47
1-2-45	West Lafayette, IN	L	32-44
12-22-45	Notre Dame, IN	W	49-47
1-2-46	West Lafayette, IN	W	50-48
1-11-47	West Lafayette, IN	L	56-60
1-25-47	Notre Dame, IN	W	74-43
1-2-48	Indianapolis, IN	W	42-40
12-27-48	Indianapolis, IN	W	51-50
12-30-49	Indianapolis, IN	W	59-41
12-22-50	Indianapolis, IN	W	83-70
12-29-51	Indianapolis, IN	W	64-54
1-14-53	West Lafayette, IN	W	71-55
1-19-54	Notre Dame, IN	W	95-74
12-15-54	West Lafayette, IN	L	58-78
2-18-56	West Lafayette, IN	L	68-80
12-15-56	West Lafayette, IN	L	72-85
12-27-57	Indianapolis, IN	W	68-61
12-27-58	Indianapolis, IN	L	59-74
12-22-59	Indianapolis, IN	W	82-79
12-27-60	Indianapolis, IN	L	58-70
2-19-62	Ft. Wayne, IN	L	90-115
1-21-63	Ft. Wayne, IN	W	96-86
1-21-64	Ft. Wayne, IN (2ot)	L	103-112
1-19-65	West Lafayette, IN	L	74-78
1-4-66	Notre Dame, IN	L	92-109
3-17-04	Notre Dame, IN *	W	71-59

*—NIT First Round

QUINNIAC

Notre Dame leads 1-0

Home: 1-0, Away: 0-0, Neutral: 0-0

Date	Site	Result	Score
12-23-03	Notre Dame, IN	W	79-62

RICE

Notre Dame leads 2-1

Home: 2-

ROSE POLYTECHNICAL

Notre Dame leads 5-0
 Home: 1-0, Away: 4-0, Neutral: 0-0

Date	Site	Result	Score
1-31-10	Terre Haute, IN	W	33-15
2-21-11	Terre Haute, IN	W	31-23
2-5-12	Notre Dame, IN	W	31-14
2-5-13	Terre Haute, IN	W	54-10
2-20-15	Terre Haute, IN	W	47-38

RUSH MEDICAL

Notre Dame leads 2-0
 Home: 2-0, Away: 0-0, Neutral: 0-0

Date	Site	Result	Score
2-16-1898	Notre Dame, IN	W	16-13
2-4-1899	Notre Dame, IN	W	21-11

RUTGERS

Notre Dame leads 12-11
 Home: 8-2, Away: 3-8, Neutral: 1-1

Date	Site	Result	Score
2-9-84	East Rutherford, NJ	L	59-61
2-16-88	Piscataway, NJ	W	75-62
1-24-89	Notre Dame, IN	W	85-63
1-16-90	East Rutherford, NJ	W	74-69
1-22-91	Notre Dame, IN	L	52-62
12-2-95	Piscataway, NJ - ot	L	80-86
1-20-96	Notre Dame, IN	W	79-67
1-4-97	Piscataway, NJ	L	53-70
1-11-98	Notre Dame, IN	W	91-76
2-5-98	Piscataway, NJ	L	61-71
1-23-99	Notre Dame, IN	L	70-72
1-18-00	Piscataway, NJ	L	51-76
3-8-00	New York, NY*	W	74-62
1-6-01	Notre Dame, IN	W	87-80
2-14-01	Piscataway, NJ	W	81-59
2-6-02	Notre Dame, IN	W	89-72
2-14-02	Piscataway, NJ	L	62-65
1-14-03	Notre Dame, IN	W	68-57
3-1-03	Piscataway, NJ	L	82-95
1-31-04	Piscataway, NJ	L	70-81
3-2-05	Notre Dame, IN	W	66-56
3-9-05	New York, NY *	L	72-65
2-8-06	Notre Dame, IN	W	90-63

*BIG EAST Tournament

ST. AMBROSE

Notre Dame leads 1-0
 Home: 1-0, Away: 0-0, Neutral: 0-0

Date	Site	Result	Score
12-3-57	Notre Dame, IN	W	82-63

ST. BENEDICT'S

Notre Dame leads 1-0
 Home: 1-0, Away: 0-0, Neutral: 0-0

Date	Site	Result	Score
2-1-36	Notre Dame, IN	W	53-17

ST. BONAVENTURE

Notre Dame leads 5-2
 Home: 3-1, Away: 2-1, Neutral: 0-0

Date	Site	Result	Score
2-9-76	Notre Dame, IN	W	95-80
1-14-78	Rochester, NY	W	79-78
12-30-87	St. Bonaventure, NY	W	64-49
11-28-88	Notre Dame, IN	W	92-72
2-2-93	Notre Dame, IN	L	61-64
1-19-94	St. Bonaventure, NY	L	57-68
12-22-94	Notre Dame, IN	W	57-54

ST. FRANCIS (NY)

Notre Dame leads 2-0
 Home: 2-0, Away: 0-0, Neutral: 0-0

Date	Site	Result	Score
12-5-83	Notre Dame, IN	W	71-49
12-27-98	Notre Dame, IN	W	99-88

ST. FRANCIS (PA)

Notre Dame leads 10-0
 Home: 10-0, Away: 0-0, Neutral: 0-0

Date	Site	Result	Score
1-16-60	Notre Dame, IN	W	75-56
1-12-61	Notre Dame, IN	W	76-54
12-6-62	Notre Dame, IN	W	101-70
1-24-74	Notre Dame, IN	W	78-58
12-13-75	Notre Dame, IN	W	103-73
12-27-78	Notre Dame, IN	W	96-43
2-26-81	Notre Dame, IN	W	87-71
11-27-82	Notre Dame, IN	W	74-49
12-1-84	Notre Dame, IN	W	85-45
11-21-99	Notre Dame, IN	W	73-60

ST. IGNATIUS

Notre Dame leads 2-0
 Home: 2-0, Away: 0-0, Neutral: 0-0

Date	Site	Result	Score
1-30-15	Notre Dame, IN	W	41-18
1-29-16	Notre Dame, IN	W	24-15

ST. JOHN'S (N.Y.)

Notre Dame leads 17-13
 Home: 9-7, Away: 6-5, Neutral: 2-1

Date	Site	Result	Score
2-2-59	Notre Dame, IN	W	72-70
2-2-61	Notre Dame, IN	W	64-63
1-29-62	Notre Dame, IN - 2ot	L	72-76
2-9-63	Jamaica, NY	L	52-57
2-17-64	Notre Dame, IN	W	89-83

12-19-64	Jamaica, NY	L	72-76
2-15-66	Notre Dame, IN	L	59-77
12-17-66	Jamaica, NY	L	62-65
2-13-68	Notre Dame, IN	L	81-83
3-1-69	Jamaica, NY - ot	W	71-67
2-10-70	Notre Dame, IN	W	90-76
2-27-71	Jamaica, NY	W	92-79
2-8-72	Notre Dame, IN	L	75-86
2-24-73	Nassau, NY %	W	75-71
2-13-75	New York, NY	W	68-67
2-23-91	New York, NY	L	55-57
2-29-92	Notre Dame, IN	W	79-70
1-3-96	New York, NY	W	86-83
2-11-96	Notre Dame, IN	L	66-74
2-4-97	Notre Dame, IN	W	75-70
12-30-97	Notre Dame, IN	L	69-79
1-31-98	New York, NY	W	73-65
2-24-99	Notre Dame, IN	L	53-57
1-29-00	Notre Dame, IN	W	73-60
2-5-01	Notre Dame, IN	W	83-73
2-27-02	New York, NY	L	81-84
3-7-02	New York, NY *	W	83-63
3-12-03	New York, NY *	L	80-83
3-5-04	New York, NY #	W	89-62
1-15-05	Notre Dame, IN	W	67-66

%-Nassau Coliseum

*-BIG EAST Tournament

#-Madison Square Garden

ST. JOHN'S (OH)

Notre Dame leads 3-1
 Home: 0-0, Away: 3-1, Neutral: 0-0

Date	Site	Result	Score
2-20-12	Toledo, OH	W	33-18
2-12-13	Toledo, OH	W	33-24
2-9-14	Toledo, OH	W	28-22
1-4-21	Toledo, OH	L	11-17

ST. JOSEPH'S (IN)

Notre Dame leads 12-0
 Home: 12-0, Away: 0-0, Neutral: 0-0

Date	Site	Result	Score
12-7-35	Notre Dame, IN	W	71-22
12-5-56	Notre Dame, IN	W	98-55
12-1-62	Notre Dame, IN	W	87-73
12-2-67	Notre Dame, IN	W	97-72
2-17-75	Notre Dame, IN	W	97-81
1-21-76	Notre Dame, IN	W	97-60
12-23-77	Notre Dame, IN	W	108-72
12-13-79	Notre Dame, IN	W	79-58
11-28-81	Notre Dame, IN	W	82-52
11-25-83	Notre Dame, IN	W	104-56
11-22-85	Notre Dame, IN	W	79-49
12-28-87	Notre Dame, IN	W	91-70

ST. JOSEPH'S (PA)

Notre Dame leads 1-0
 Home: 0-0, Away: 0-0, Neutral: 1-0

Date	Site	Result	Score
12-29-92	New Orleans, LA*	W	68-65

*-Sugar Bowl Tournament

ST. LAWRENCE

Notre Dame leads 1-0
 Home: 0-0, Away: 1-0, Neutral: 0-0

Date	Site	Result	Score
2-14-14	Canton, NY	W	25-23

ST. LOUIS

Notre Dame leads 16-14
 Home: 11-4, Away: 4-9, Neutral: 1-1

Date	Site	Result	Score
2-1-38	Notre Dame, IN	W	50-25
12-6-41	Notre Dame, IN	W	51-22
12-19-45	Notre Dame, IN	W	60-45
1-14-46	St. Louis, MO	W	51-48
1-3-47	St. Louis, MO	W	48-46
3-5-47	Notre Dame, IN	W	65-43
1-17-48	St. Louis, MO	L	40-42
2-9-48	Notre Dame, IN	L	51-68
2-12-49	St. Louis, MO	L	44-61
3-7-49	Notre Dame, IN	L	59-68
2-11-50	St. Louis, MO	L	45-55
2-23-50	Notre Dame, IN	W	55-52
1-5-51	St. Louis, MO	L	47-56
2-13-51	Notre Dame, IN	W	77-70
2-9-52	St. Louis, MO	L	58-80
1-17-53	St. Louis, MO	L	81-86
2-14-53	Chicago, IL*	L	77-78
2-20-61	Notre Dame, IN	L	60-74
12-27-61	St. Louis, MO	L	72-81
2-15-64	Notre Dame, IN	W	82-73
1-11-65	St. Louis, MO	L	67-75
12-14-68	St. Louis, MO	W	101-76
12-13-69	Notre Dame, IN	W	65-53
12-12-70	St. Louis, MO	W	68-67
12-11-71	Notre Dame, IN	L	80-92
12-9-72	St. Louis, MO	L	58-60
12-8-73	Notre Dame, IN	W	94-65
12-8-79	Notre Dame, IN	W	93-65
1-30-85	Notre Dame, IN	W	48-42
3-22-04	Fort Wayne, IN&	W	77-66

&- NIT Second Round, Allen County War Memorial Coliseum

*-Chicago Stadium

ST. MARY'S (CA)

Notre Dame leads 2-0
 Home: 1-0, Away: 1-0, Neutral: 0-0

Date	Site	Result	Score
1-3-49	San Francisco, CA	W	70-66
2-2-81	Notre Dame, IN	W	94-63

ST. MARY'S (KY)

Notre Dame leads 1-0
 Home: 0-0, Away: 1-0, Neutral: 0-0

Date	Site	Result	Score
2-20-08	Not Available	W	36-22

ST. MARY'S (MN)

Notre Dame leads 2-0
 Home: 2-0, Away: 0-0, Neutral: 0-0

Date	Site	Result	Score
12-4-35	Notre Dame, IN	W	45-22
12-8-36	Notre Dame, IN	W	39-27

ST. NORBERT

Notre Dame leads 3-0
 Home: 3-0, Away: 0-0, Neutral: 0-0

Date	Site	Result	Score
12-7-65	Notre Dame, IN	W	110-77
12-14-66	Notre Dame, IN	W	97-62
12-14-67	Notre Dame, IN	W	102-70

ST. PETER'S

Notre Dame leads 4-0
 Home: 3-0, Away: 0-0, Neutral: 1-0

Date	Site	Result	Score
3-23-68	New York, NY*	W	81-78
1-4-69	Notre Dame, IN	W	85-71
2-4-70	Notre Dame, IN	W	135-88
12-31-99	Notre Dame, IN	W	85-67

*-Postseason NIT

ST. THOMAS (MN)

Notre Dame leads 3-0
 Home: 1-0, Away: 2-0, Neutral: 0-0

Date	Site	Result	Score
12-13-24	Saint Paul, MN	W	27-26
12-31-31	Notre Dame, IN	W	34-19
12-1-51	Saint Paul, MN	W	71-37

ST. VIATOR

Notre Dame leads 4-0
 Home: 4-0, Away: 0-0, Neutral: 0-0

Date	Site	Result	Score
1-28-13	Notre Dame, IN	W	36-11
2-9-16	Notre Dame, IN	W	24-15
2-6-17	Notre Dame, IN	W	46-26
2-25-24	South Bend, IN*	W	36-19

*-Game played at South Bend YMCA

SACRED HEART

Notre Dame leads 1-0
 Home: 1-0, Away: 0-0, Neutral: 0-0

Date	Site	Result	Score
11-18-00	Notre Dame, IN	W	104-58

SAMFORD

Notre Dame leads 1-0
 Home: 1-0, Away: 0-0, Neutral: 0-0

Date	Site	Result	Score
12-30-04	Notre Dame, IN	W	56-44

SAM HOUSTON STATE

Notre Dame leads 1-0
 Home: 1-0, Away: 0-0, Neutral: 0-0

Date	Site	Result	Score
11-28-97	Notre Dame, IN	W	88-69

SAN DIEGO

Notre Dame leads 2-1
 Home: 2-0, Away: 0-1, Neutral: 0-0

Date	Site	Result	Score
12-4-93	Notre Dame, IN	W	63-53
12-3-94	San Diego, CA	L	76-90
12-28-95	Notre Dame, IN	W	90-63

SAN FRANCISCO

Notre Dame leads 6-5
 Home: 6-0, Away: 0-1, Neutral: 0-4

Date	Site	Result	Score
3-5-77	Notre Dame, IN	W	93-82
1-10-78	Oakland, CA	L	70-79
1-18-79	Notre Dame, IN	W	88-69
1-8-80	Oakland, CA	L	59-67
2-11-80	Notre Dame, IN	W	78-66
1-13-81	Oakland, CA (ot)	L	63-66
1-21-81	Notre Dame, IN	W	80-75
1-12-82	Oakland, CA	L	55-57
2-2-82	Notre Dame, IN	W	75-66
1-7-89	San Francisco, CA	L	75-79
11-28-89	Notre Dame, IN	W	84-64

SETON HALL

Notre Dame leads 12-7

Home: 7-1, Away: 5-5, Neutral: 0-1

Date	Site	Result	Score
2-18-82	East Rutherford, NJ	L	58-71
3-3-83	Notre Dame, IN	W	59-40
2-24-86	Notre Dame, IN	W	72-60
1-22-97	Notre Dame, IN	W	86-72
2-18-97	East Rutherford, NJ	L	74-85
1-17-98	East Rutherford, NJ	L	58-64
1-19-99	Notre Dame, IN	W	59-56
2-6-99	East Rutherford, NJ	W	76-70
3-3-99	New York, NY*	L	69-79
2-19-00	East Rutherford, NJ	W	76-74
1-8-01	East Rutherford, NJ	L	76-78
2-18-01	Notre Dame, IN	L	64-74
1-26-02	Notre Dame, IN	W	60-51
2-3-02	East Rutherford, NJ	W	63-61
1-12-03	Notre Dame, IN	W	74-64
2-5-03	East Rutherford, NJ	L	72-78
2-14-04	Notre Dame, IN	W	71-68
1-5-05	East Rutherford, NJ	W	66-65
2-18-06	East Rutherford, NJ	W	102-91

*BIG EAST Tournament

SHELBY COLLEGE

Notre Dame leads 1-0

Home: 0-0, Away: 1-0, Neutral: 0-0

Date	Site	Result	Score
12-25-08	Shelbyville, IL	W	64-14

SOUTH BEND C.A.C.SIENA

Notre Dame leads 1-0

Home: 1-0, Away: 0-0, Neutral: 0-0

Date	Site	Result	Score
11-18-99	Notre Dame, IN*	W	107-96

*Preseason NIT

SOUTH BEND C.A.C.

Notre Dame leads 4-1

Home: 3-0, Away: 1-1, Neutral: 0-0

Date	Site	Result	Score
1-25-1899	Notre Dame, IN	W	19-16
1-15-08	Notre Dame, IN	W	66-2
12-6-11	Notre Dame, IN	W	24-9
2-14-12	South Bend, IN	L	18-24
3-9-12	South Bend, IN	W	38-22

SOUTH BEND YMCA

Series Tied 2-2

Home: 2-0, Away: 0-2, Neutral: 0-0

Date	Site	Result	Score
1-20-15	Notre Dame, IN	W	59-30
1-13-17	Notre Dame, IN	W	32-16
1-28-20	South Bend, IN	L	25-30
2-4-20	South Bend, IN	L	9-25

SOUTH CAROLINA

Notre Dame leads 10-5

Home: 6-1, Away: 4-3, Neutral: 0-1

Date	Site	Result	Score
12-30-69	New Orleans, LA* (ot)	L	83-84
12-5-70	Notre Dame, IN	L	82-85
2-28-72	Columbia, SC	L	83-109
3-3-73	Notre Dame, IN	W	73-69
2-16-74	Columbia, SC	W	72-68
2-8-75	Notre Dame, IN (ot)	W	66-65
2-21-76	Columbia, SC	W	90-83
2-12-77	Notre Dame, IN	W	84-66
2-18-78	Columbia, SC	L	60-65
1-20-79	Notre Dame, IN	W	82-73
2-16-80	Columbia, SC	W	90-66
1-31-81	Notre Dame, IN	W	94-84
2-20-82	Columbia, SC	W	59-55
2-5-83	Notre Dame, IN	W	66-56
2-4-84	Columbia, SC	L	42-52

*Sugar Bowl Tournament

SOUTH FLORIDA

Notre Dame leads 1-0

Home: 1-0, Away: 0-0, Neutral: 0-0

Date	Site	Result	Score
2-15-06	Notre Dame, IN	W	62-55

SOUTHERN METHODIST

Notre Dame leads 4-1

Home: 2-0, Away: 2-0, Neutral: 0-1

Date	Site	Result	Score
12-30-48	Dallas, TX	W	58-45
12-11-67	Notre Dame, IN	W	79-59
3-17-88	Chapel Hill, NC#	L	75-83
1-17-89	Notre Dame, IN	W	67-45
2-8-90	Dallas, TX	W	63-49

#NCAA Tournament (first round)

SOUTHERN UTAH

Notre Dame leads 1-0

Home: 0-0, Away: 0-0, Neutral: 1-0

Date	Site	Result	Score
11-28-98	Anchorage, AL*	W	81-77

*Great Alaska Shootout

SOUTHWESTERN LA.

Notre Dame leads 1-0

Home: 0-0, Away: 0-0, Neutral: 1-0

Date	Site	Result	Score
3-26-84	New York, NY*	W	65-59

*Postseason NIT

STANFORD

Notre Dame leads 3-0

Home: 2-0, Away: 1-0, Neutral: 0-0

Date	Site	Result	Score
12-26-34	Notre Dame, IN	W	29-19
2-11-92	Notre Dame, IN	W	64-63
1-12-93	Palo Alto, CA	W	67-61

STETSON

Notre Dame leads 1-0

Home: 1-0, Away: 0-0, Neutral: 0-0

Date	Site	Result	Score
12-21-98	Notre Dame, IN	W	79-55

STONEHILL

Notre Dame leads 2-0

Home: 2-0, Away: 0-0, Neutral: 0-0

Date	Site	Result	Score
1-18-77	Notre Dame, IN	W	98-70
11-26-82	Notre Dame, IN	W	74-60

SYRACUSE

Syracuse leads 21-15

Home: 7-9, Away: 8-9 Neutral: 0-2

Date	Site	Result	Score
2-12-14	Syracuse, NY	L	14-50
3-2-31	Syracuse, NY - ot	L	23-28
2-10-32	Notre Dame, IN	W	26-18
1-20-36	Syracuse, NY	W	46-43
1-18-37	Notre Dame, IN	W	52-31
2-13-39	Syracuse, NY - ot	W	35-34
1-6-40	Notre Dame, IN	W	33-29
1-20-41	Syracuse, NY - ot	W	54-49
1-12-42	Notre Dame, IN	W	51-35
2-9-85	Notre Dame, IN	L	62-65
2-8-86	Syracuse, NY	W	85-81
1-21-89	Notre Dame, IN	L	87-99
2-17-90	Syracuse, NY	W	66-65
2-9-91	Notre Dame, IN	L	69-70
2-15-92	Syracuse, NY	W	101-98
3-2-96	Syracuse, NY	L	67-71
3-6-96	New York, NY*	L	55-76
1-2-97	Notre Dame, IN	W	69-52
1-18-97	Syracuse, NY	W	73-58
3-5-97	New York, NY*	L	66-84
1-21-98	Notre Dame, IN	W	83-63
12-29-98	Notre Dame, IN	L	63-75
2-17-99	Syracuse, NY	L	65-71
1-16-00	Syracuse, NY	L	57-80
3-1-00	Notre Dame, IN	L	71-73
1-2-01	Syracuse, NY	L	70-79
1-23-01	Notre Dame, IN	W	74-60
1-14-02	Syracuse, NY	L	51-56
2-17-02	Notre Dame, IN	L	65-68
2-15-03	Syracuse, NY	L	80-82
3-4-03	Notre Dame, IN	L	88-92
1-17-04	Notre Dame, IN	L	70-81
2-16-04	Syracuse, NY	W	84-72
1-10-05	Notre Dame, IN	L	61-70
2-5-05	Syracuse, NY	L	57-60
1-11-06	Notre Dame, IN	L	82-88

*BIG EAST Tournament

SYRACUSE PASTINE A.C.

Syracuse Pastine A.C. leads 1-0

Home: 0-0, Away: 0-1, Neutral: 0-0

Date	Site	Result	Score
2-12-09	Syracuse, NY	L	25-26

TEMPLE

Series tied 2-2

Home: 1-0, Away: 1-1, Neutral: 1-0

Date	Site	Result	Score
2-12-34	Philadelphia, PA	W	42-33
3-11-35	Philadelphia, PA	L	26-34
1-29-89	Notre Dame, IN	W	64-60
2-16-91	Hershey, PA	L	46-70

TENNESSEE

Notre Dame leads 1-0

Home: 0-0, Away: 0-0, Neutral: 1-0

Date	Site	Result	Score
3-11-79	Murfreesboro, TN*	W	73-67

*NCAA Tournament (first round)

TENNESSEE-CHATTANOOGA

Notre Dame leads 1-0

Home: 0-0, Away: 0-0, Neutral: 1-0

Date	Site	Result	Score
11-24-01	Honolulu, HI*	W	97-84

*Hawaii-Pacific Thanksgiving Classic

TENNESSEE TECH

Notre Dame leads 2-0

Home: 1-0, Away: 0-0, Neutral: 1-0

Date	Site	Result	Score
3-11-58	Evanston, IL*	W	73-67
12-17-00	Notre Dame, IN	W	82-68

*NCAA Tournament (first round)

TEXAS

Series Tied 1-1

Home: 0-0, Away: 0-0, Neutral: 1-1

Date	Site	Result	Score
12-23-93	Lahaina, HI*	L	72-89
12-8-02	Washington, DC!	W	98-92

*Maul Classic

!BB&T Classic

TEXAS TECH

Notre Dame leads 1-0

Home: 1-0, Away: 0-0, Neutral: 0-0

Date	Site	Result	Score
12-6-75	Notre Dame, IN	W	88-63

TEXAS CHRISTIAN

Notre Dame leads 5-0

Home: 2-0, Away: 1-0, Neutral: 2-0

Date	Site	Result	Score
3-13-71	Houston, TX*	W	102-94
1-13-80	San Antonio, TX	W	85-68
12-4-80	Notre Dame, IN	W	79-63
3-14-87	Charlotte, NC#	W	58-57
3-18-97	Notre Dame, IN#	W	82-72

*NCAA Tournament (first round)

#NCAA Tournament (second round)

&Postseason NIT

TIFFIN A.C.

Tiffin A.C. leads 1-0

Home: 0-0, Away: 0-1, Neutral: 0-0

Date	Site	Result	Score
2-19-09	Tiffin, OH	L	26-40

TOLEDO

Notre Dame leads 4-1

Home: 1-0, Away: 2-1, Neutral: 1-0

Date	Site	Result	Score
1-23-33	Toledo, OH	W	42-14
2-12-40	Toledo, OH	W	38-30
1-23-65	Notre Dame, IN	W	113-65
12-3-66	Toledo, OH	L	80-98
3-16-79	Indianapolis, IN*	W	79-71

*NCAA Tournament (second round)

TULANE

Notre Dame leads 3-0

Home: 1-0, Away: 2-0, Neutral: 0-0

Date	Site	Result	Score
2-16-70	Notre Dame, IN	W	115-80
1-15-72	New Orleans, LA	W	87-78
1-10-80	Shreveport, LA	W	79-59

TULSA

Tulsa leads 1-0

Home: 0-0, Away: 0-1, Neutral: 0-0

Date	Site	Result	Score
2-19-55	Tulsa, OK	L	59-74

UCLA

UCLA leads 27-19

Home: 11-11, Away: 7-16, Neutral: 1-0

Date	Site	Result	Score
12-20-52	East Lansing, MI %	W	68-60
12-16-60	Los Angeles, CA	L	54-85
12-23-66	Los Angeles, CA	L	67-96
12-21-67	Los Angeles, CA	L	63-114
12-7-68	Notre Dame, IN	L	75-88
1-3-70	Los Angeles, CA	L	77-108
1-23-71	Notre Dame, IN	W	89-82
12-22-71	Los Angeles, CA	L	56-114
1-29-72	Notre Dame, IN	L	32-57
12-23-72	Los Angeles, CA	L	56-82
1-27-73	Notre Dame, IN	L	63-82
1-19-74	Notre Dame, IN	W	71-70
1-26-74	Los Angeles, CA	L	75-94
12-21-74	Los Angeles, CA	L	72-85
1-25-75	Notre Dame, IN	W	84-78
1-3-76	Los Angeles, CA	L	70-86
1-24-76	Notre Dame, IN	W	95-85
12-11-76	Los Angeles, CA	W	66-63
1-23-77	Notre Dame, IN	L	65-70
12-10-77	Los Angeles, CA	W	69-66
1-22-78</			

2-5-94	Notre Dame, IN	W	79-63
2-5-95	Los Angeles, CA	L	55-92
12-20-95	Notre Dame, IN	L	58-83
2-28-04	Los Angeles, CA	W	75-60
2-27-05	Notre Dame, IN	L	65-75

%-Michigan State Classic
USC
USC leads 5-4
Home: 1-3, Away: 2-2, Neutral: 1-0

Date	Site	Result	Score
12-22-39	Notre Dame, IN	L	38-55
12-17-60	Los Angeles, CA	L	63-93
3-17-73	New York, NY *	W	69-65
2-11-89	Notre Dame, IN	W	83-74
1-6-90	Los Angeles, CA	W	86-81
12-12-90	Notre Dame, IN	L	95-105
1-6-92	Los Angeles, CA	W	64-58
1-2-93	Notre Dame, IN	L	74-77
12-11-93	Los Angeles, CA	L	64-75

*-Postseason NIT
UTAH
Notre Dame leads 5-0
Home: 1-0, Away: 1-0, Neutral: 3-0

Date	Site	Result	Score
12-30-55	New Orleans, LA*	W	70-65
3-17-78	Lawrence, KS#	W	69-56
1-29-86	Notre Dame, IN	W	94-64
2-21-87	Salt Lake City, UT	W	57-56
3-30-92	New York, NY#	W	58-55

*-Sugar Bowl Tournament
#-Postseason NIT
UTAH STATE

Notre Dame leads 2-0
Home: 1-0, Away: 1-0, Neutral: 0-0

Date	Site	Result	Score
12-21-67	Logan, UT	W	73-72
2-15-69	Notre Dame, IN	W	108-82

VALPARAISO
Notre Dame leads 37-3
Home: 28-2, Away: 8-1, Neutral: 1-0

Date	Site	Result	Score
1-13-21	Valparaiso, IN	W	21-17
2-23-21	Notre Dame, IN	L	26-32
1-31-34	Notre Dame, IN	W	27-25
12-4-39	Valparaiso, IN	W	63-26
1-26-44	Notre Dame, IN	W	57-44
12-17-56	Notre Dame, IN	W	86-74
1-10-58	Ft. Wayne, IN	W	94-69
3-2-59	Notre Dame, IN	W	93-65
12-8-62	Valparaiso, IN	W	102-90
12-12-63	Notre Dame, IN	W	107-60
2-27-68	Notre Dame, IN	W	87-75
2-25-69	Notre Dame, IN	W	89-72
12-6-69	Valparaiso, IN	W	98-82
2-15-71	Notre Dame, IN	W	100-75
12-4-71	Valparaiso, IN	W	81-71
12-6-72	Notre Dame, IN	W	82-72
12-1-73	Notre Dame, IN	W	112-62
11-30-74	Valparaiso, IN	W	91-80
12-2-75	Notre Dame, IN	W	117-83
12-4-76	Notre Dame, IN	W	93-56
12-3-77	Notre Dame, IN	W	89-75
12-2-78	Notre Dame, IN	W	87-57
12-1-79	Notre Dame, IN	W	92-66
12-22-80	Notre Dame, IN	W	69-56
12-22-81	Notre Dame, IN	W	75-60
12-22-82	Notre Dame, IN	W	108-70
12-21-83	Notre Dame, IN	W	80-48
12-9-84	Notre Dame, IN	W	88-57
12-21-85	Notre Dame, IN	W	98-54
12-20-86	Notre Dame, IN	W	63-50
12-19-87	Notre Dame, IN	W	88-49
12-17-88	Valparaiso, IN (ot)	L	68-71
12-21-89	Notre Dame, IN	W	97-70
1-2-91	Notre Dame, IN	W	66-50
12-9-91	Valparaiso, IN	W	71-66
3-3-93	Notre Dame, IN	L	66-80
11-28-93	Notre Dame, IN	W	95-74
11-27-94	Notre Dame, IN	W	77-69
12-8-99	Notre Dame, IN	W	65-42
1-04-03	Chicago, IL*	W	55-53

*-Game played at the United Center
VANDERBILT

Notre Dame leads 5-4
Home: 1-2, Away: 1-2, Neutral: 2-0

Date	Site	Result	Score
3-16-74	Tuscaloosa, AL*	W	118-88
2-6-87	Nashville, TN	L	56-60
2-27-88	Notre Dame, IN	L	66-75
3-17-89	Providence, RI#	W	81-65
11-21-98	Nashville, TN	L	63-68
12-4-99	Notre Dame, IN (ot)	L	85-87
12-2-00	Nashville, TN	W	77-74
12-30-02	Notre Dame, IN	W	76-63
3-15-06	Notre Dame, IN\$	W	79-69

*-NCAA Tournament (third round)
#-NCAA Tournament (first round)
\$-Postseason NIT

VARSITY CLUB (DAYTON)

Notre Dame leads 1-0
Home: 0-0, Away: 1-0, Neutral: 0-0

Date	Site	Result	Score
1-30-09	Dayton, OH	W	48-16

VERMONT

Notre Dame leads 3-0
Home: 3-0, Away: 0-0, Neutral: 0-0

Date	Site	Result	Score
12-21-76	Notre Dame, IN	W	89-48
2-6-84	Notre Dame, IN	W	63-49
12-21-00	Notre Dame, IN	W	96-86

VILLA MADONNA

Notre Dame leads 1-0
Home: 1-0, Away: 0-0, Neutral: 0-0

Date	Site	Result	Score
12-28-67	Notre Dame, IN	W	64-59

VILLANOVA

Villanova leads 15-12
Home: 7-7, Away: 5-8, Neutral: 0-0

Date	Site	Result	Score
1-10-70	Notre Dame, IN	W	94-92
2-11-71	Philadelphia, PA	L	81-99
3-1-72	Notre Dame, IN	L	75-78
2-1-73	Philadelphia, PA	W	82-66
3-2-74	Notre Dame, IN	W	115-85
1-11-75	Philadelphia, PA	W	125-90
2-11-76	Notre Dame, IN	W	84-57
1-5-77	Philadelphia, PA	L	62-64
1-19-78	Notre Dame, IN	W	70-69
1-6-79	Philadelphia, PA	W	75-64
1-15-80	Notre Dame, IN	W	70-69
1-6-81	Philadelphia, PA	W	94-65
1-19-82	Notre Dame, IN	L	46-48
1-7-83	Philadelphia, PA	L	55-61
1-21-84	Notre Dame, IN	W	81-68
1-2-96	Philadelphia, PA	L	57-76
1-14-97	Notre Dame, IN	L	57-68
2-16-97	Philadelphia, PA	L	70-75
2-18-98	Notre Dame, IN	L	61-81
1-7-99	Notre Dame, IN	L	62-93
1-16-99	Philadelphia, PA	L	58-85
2-8-00	Philadelphia, PA	L	69-86
1-6-02	Notre Dame, IN	L	72-74
1-10-04	Philadelphia, PA	W	82-78
1-8-05	Notre Dame, IN	W	78-72
1-26-05	Philadelphia, PA	L	60-65

VIRGINIA

Virginia leads 5-1
Home: 0-1, Away: 0-1, Neutral: 1-3

Date	Site	Result	Score
2-22-81	Chicago, IL	W	57-56
1-6-82	Landover, MD	L	54-87
3-16-90	Richmond, VA*	L	67-75
1-26-91	Notre Dame, IN	L	67-68
1-18-92	Charlottesville, VA	L	56-83
4-1-92	New York, NY# (ot)	L	76-81

*-NCAA Tournament (first round)
#-Postseason NIT
VIRGINIA MILITARY INSTITUTE

Notre Dame leads 1-0
Home: 1-0, Away: 0-0, Neutral: 0-0

Date	Site	Result	Score
12-18-99	Notre Dame, IN	W	79-66

VIRGINIA TECH

Notre Dame leads 3-1
Home: 1-0, Away: 2-0, Neutral: 0-1

Date	Site	Result	Score
3-25-73	New York, NY* (ot)	L	91-92
2-24-01	Blacksburg, VA	W	85-61
2-22-03	Notre Dame, IN	W	98-76
1-20-04	Blacksburg, VA	W	74-63

*-Postseason NIT
WABASH

Notre Dame leads 29-23
Home: 18-8, Away: 11-15, Neutral: 0-0

Date	Site	Result	Score
1-22-08	Notre Dame, IN	L	18-28
2-18-08	Crawfordsville, IN	L	15-32
2-5-09	Crawfordsville, IN	W	31-23
2-27-09	Notre Dame, IN	W	33-24
2-1-10	Crawfordsville, IN	L	17-19
3-5-10	Notre Dame, IN	W	28-19
1-21-11	Notre Dame, IN	L	21-39
2-20-11	Crawfordsville, IN	W	23-15
1-27-12	Notre Dame, IN	W	28-25
2-2-12	Crawfordsville, IN	W	20-18
1-25-13	Notre Dame, IN	W	28-21
2-6-13	Crawfordsville, IN	W	33-23
1-27-14	Crawfordsville, IN	W	23-16
1-31-14	Notre Dame, IN	W	37-27
2-5-15	Notre Dame, IN	W	19-17
2-19-15	Crawfordsville, IN (2ot)	L	25-29
2-11-16	Notre Dame, IN	L	19-41
2-18-16	Crawfordsville, IN	L	34-41
2-9-17	Notre Dame, IN	L	18-25
2-23-17	Crawfordsville, IN	L	17-24

1-26-18	Notre Dame, IN	L	16-34
2-15-18	Crawfordsville, IN	L	14-18
2-8-19	Notre Dame, IN	L	26-34
2-28-19	Crawfordsville, IN	L	15-45
2-7-20	Notre Dame, IN	W	24-14
2-26-20	Crawfordsville, IN	L	26-28
1-27-21	Crawfordsville, IN	L	15-30
2-25-21	Notre Dame, IN	W	31-30
2-3-22	Crawfordsville, IN	L	25-27
2-27-22	Crawfordsville, IN	L	27-38
2-19-23	South Bend, IN*	L	21-26
3-5-23	Crawfordsville, IN	L	15-40
2-5-24	South Bend, IN*	L	22-27
2-13-24	Crawfordsville, IN	W	23-16
2-3-25	Crawfordsville, IN	L	30-40
2-14-25	South Bend, IN*	L	28-37
1-20-26	Crawfordsville, IN	W	41-29
2-13-26	Notre Dame, IN	W	25-23
1-22-27	Notre Dame, IN	W	37-26
2-16-27	Crawfordsville, IN	W	35-25
1-17-28	Notre Dame, IN	W	30-19
2-29-28	Crawfordsville, IN	W	30-26
1-9-29	Crawfordsville, IN	W	42-19
2-2-29	Notre Dame, IN	W	26-23
1-31-30	Notre Dame, IN	W	26-10
2-22-30	Crawfordsville, IN	L	16-21
1-9-31	Crawfordsville, IN	W	29-19
2-13-31	Notre Dame, IN	W	18-17
3-4-33	Notre Dame, IN	W	43-29
1-6-41	Notre Dame, IN	W	53-38
2-2-43	Notre Dame, IN	W	69-42
12-4-51	Notre Dame, IN	W	75-46

*-Game played at South Bend YMCA
WAGNER

Notre Dame leads 1-0
Home: 1-0, Away: 0-0, Neutral: 0-0

Date	Site	Result	Score
2-16-87	Notre Dame, IN	W	74-54

WAKE FOREST

Wake Forest leads 1-0
Home: 0-0, Away: 0-0, Neutral: 0-1

Date	Site	Result	Score
3-30-00	New York, NY*	L	61-71

*-Postseason NIT
WASHINGTON

Series tied 1-1
Home: 1-0, Away: 0-1, Neutral: 0-0

Date	Site	Result	Score
1-9-84	Seattle, WA (2ot)	L	61-63
3-3-85	Notre Dame, IN	W	57-50

WASHINGTON - ST. LOUIS

Notre Dame leads 3-0
Home: 2-0, Away: 1-0, Neutral: 0-0

Date	Site	Result	Score
2-2-35	Notre Dame, IN	W	38-25
12-11-35	St. Louis, MO	W	35-27
1-7-42	Notre Dame, IN	W	34-31

WESTERN ILLINOIS

Notre Dame leads 5-0
Home: 5-0, Away: 0-0, Neutral: 0-0

Date	Site	Result	Score
12-12-36	Notre Dame, IN	W	37-22
12-8-37	Notre Dame, IN	W	60-21
12-3-59	Notre Dame, IN	W	77-59
12-1-60	Notre Dame, IN	W	79-56
12-28-04	Notre Dame, IN	W	78-61

WESTERN KENTUCKY

Western Kentucky leads 1-0
Home: 0-1, Away: 0-0, Neutral: 0-0

Date	Site	Result	Score
11-21-86	Notre Dame, IN	L	63-80

WESTERN MICHIGAN

Notre Dame leads 19-7
Home: 16-3, Away: 3-4, Neutral: 0-0

Date	Site	Result	Score
1-26-16	Notre Dame, IN	W	35-25
1-24-17	Notre Dame, IN	W	27-15
1-19-18	Notre Dame, IN	W	17-14
1-25-19	Notre Dame, IN	L	29-31
2-22-19	Kalamazoo, MI	W	19-16
1-19-20	Notre Dame, IN	L	22-23
1-23-20	Kalamazoo, MI	L	22-40
1-31-21	Kalamazoo, MI	L	23-30
2-10-21	Notre Dame, IN	W	24-19
1-18-23	Notre Dame, IN	W	28-23
1-10-24	Notre Dame, IN	W	22-21
3-1-24	Kalamazoo, MI	W	33-23
12-4-42	Notre Dame, IN	W	53-35
12-4-43	Notre Dame, IN	L	42-46
12-11-62	Notre Dame, IN	W	82-68
12-17-63	Kalamazoo, MI	L	89-92
1-4-65	Notre Dame, IN	W	115-87
2-28-66	Kalamazoo, MI	L	76-82
2-20-67	Notre Dame, IN	W	73-68
3-4-71	Notre Dame, IN	W	110-79
12-6-71	Notre Dame, IN	W	

1-28-75	Kalamazoo, MI	W	73-71
3-1-76	Notre Dame, IN (ot)	W	95-88
3-18-92	Notre Dame, IN	W	63-56

WESTERN RESERVE

Notre Dame leads 5-0
Home: 2-0, Away: 3-0, Neutral: 0-0

Date	Site	Result	Score
2-13-32	Cleveland, OH	W	32-25
2-20-33	Cleveland, OH	W	40-35
1-25-37	Cleveland, OH	W	55-20
1-16-39	Notre Dame, IN	W	59-36
2-21-42	Notre Dame, IN	W	70-39

WEST VIRGINIA

Notre Dame leads 22-8
Home: 13-2, Away: 8-6, Neutral: 1-0

Date	Site	Result	Score
12-21-69	Notre Dame, IN	W	84-80
2-21-70	Notre Dame, IN	W	114-78
2-20-71	Morgantown, WV	W	107-98
2-3-72	Notre Dame, IN	L	87-97
2-22-73	Morgantown, WV	W	92-73
2-23-74	Notre Dame, IN	W	108-80
2-14-76	Notre Dame, IN	W	97-77
2-19-77	Morgantown, WV	L	68-81
1-25-78	Notre Dame, IN	W	103-82
2-17-79	Morgantown, WV	W	70-54
1-17-87	Notre Dame, IN	L	55-57
1-15-91	Notre Dame, IN	W	84-70
1-13-92	Morgantown, WV	L	67-87
1-27-96	Morgantown, WV	L	59-69
1-25-97	Morgantown, WV	L	66-67
2-11-97	Notre Dame, IN	W	90-76
1-15-98	Morgantown, WV	W	74-72
2-14-99	Morgantown, WV	L	80-85
2-21-99	Notre Dame, IN	W	71-69
2-2-00	Notre Dame, IN	W	79-65
1-21-01	Notre Dame, IN	W	78-61
2-11-01	Morgantown, WV	W	69-66
1-9-02	Morgantown, WV	W	67-64
2-20-02	Notre Dame, IN	W	89-76
1-29-03	Notre Dame, IN	W	88-69
2-18-03	Morgantown, WV	W	56-55
1-7-04	Notre Dame, IN	W	63-52
3-10-04	New York, NY&	W	65-64
1-19-05	Morgantown, WV	W	70-57
2-1-01	Morgantown, WV	L	70-71

&BIG EAST Tournament

WEST VIRGINIA WESLEYAN

Notre Dame leads 3-0
Home: 3-0, Away: 0-0, Neutral: 0-0

Date	Site	Result	Score
2-20-14	Notre Dame, IN	W	35-34
2-17-15	Notre Dame, IN	W	55-30
1-11-17	Notre Dame, IN	W	37-16

WICHITA STATE

Series tied 1-1
Home: 1-0, Away: 0-1, Neutral: 0-0

Date	Site	Result	Score
1-24-90	Notre Dame, IN	W	88-78
1-10-91	Wichita, KS	L	50-60

WILLIAM & MARY

Notre Dame leads 1-0
Home: 1-0, Away: 0-0, Neutral: 0-0

Date	Site	Result	Score
12-30-82	Notre Dame, IN	W	83-60

WISCONSIN

Notre Dame leads 16-11
Home: 9-3, Away: 6-8, Neutral: 1-0

Date	Site	Result	Score
2-8-27	Madison, WI	W	19-14
2-7-28	Madison, WI	W	21-14
12-13-37	Notre Dame, IN	W	33-31
12-10-38	Madison, WI	L	39-45
12-12-39	Notre Dame, IN	W	51-33
12-14-40	Madison, WI	L	43-44
12-13-41	Madison, WI	L	35-43
12-14-42	Notre Dame, IN (ot)	W	61-59
12-11-43	Milwaukee, WI	W	41-31
12-31-43	Notre Dame, IN	L	45-47
12-16-44	Madison, WI	W	57-46
12-15-45	Notre Dame, IN	W	65-51
12-14-46	Madison, WI (ot)	L	49-53
12-13-48	Notre Dame, IN	W	60-54
12-13-49	Madison, WI	L	48-56
12-11-50	Notre Dame, IN	W	67-61
12-8-51	Madison, WI	W	63-53
12-3-54	Notre Dame, IN	W	72-61
12-5-55	Notre Dame, IN	L	66-70
12-8-56	Madison, WI	W	75-55
12-7-57	Madison, WI	L	75-53
12-13-58	Madison, WI	L	54-56
12-7-59	Notre Dame, IN	W	78-58
2-1-65	Notre Dame, IN	L	90-98
12-4-65	Madison, WI	L	79-97
12-5-67	Madison, WI	W	81-73
12-11-68	Notre Dame, IN	W	57-56

WISCONSIN-MILWAUKEE

Notre Dame leads 1-0
Home: 0-0, Away: 1-0, Neutral: 1-0

Date	Site	Result	Score
3-20-03	Indianapolis, IN*	W	70-69

WHITTENBERG

Notre Dame leads 1-0
Home: 0-0, Away: 1-0, Neutral: 0-0

Date	Site	Result	Score
3-6-24	Whittenberg, OH	W	39-16

WOFFORD

Notre Dame leads 1-0
Home: 1-0, Away: 0-0, Neutral: 0-0

Date	Site	Result	Score
12-30-05	Notre Dame, IN	W	74-71

XAVIER

Notre Dame leads 15-3
Home: 8-0, Away: 5-2, Neutral: 2-1

Date	Site	Result	Score
2-10-34	Xavier, OH	W	25-15
3-9-35	Xavier, OH	W	42-34
12-22-37	Louisville, KY	W	45-26
1-13-51	Xavier, OH	L	52-60
1-31-59	Chicago, IL*	L	71-73
2-3-73	Notre Dame, IN	W	94-68
1-12-74	Notre Dame, IN	W	87-44
2-1-75	Notre Dame, IN	W	96-58
1-17-76	Xavier, OH	W	90-79
2-7-77	Notre Dame, IN	W	94-63
2-1-79	Notre Dame, IN	W	66-57
2-20-80	Xavier, OH	W	85-72
3-3-92	Notre Dame, IN	W	87-86
1-4-93	Xavier, OH	L	60-75
1-21-95	Notre Dame, IN	W	84-73
12-23-95	Xavier, OH	W	72-70
3-20-00	Notre Dame, IN	W	76-64
3-16-01	Kansas City, MO#	W	83-71

*-Game played at Chicago Stadium

#-NCAA Tournament (first round)

YALE

Notre Dame leads 3-0
Home: 2-0, Away: 1-0, Neutral: 0-0

Date	Site	Result	Score
1-4-87	New Haven, CT	W	64-49
1-13-88	Notre Dame, IN	W	85-59
11-15-98	Notre Dame, IN	W	64-62

YOUNGSTOWN STATE

Notre Dame leads 1-0
Home: 1-0, Away: 0-0, Neutral: 0-0

Date	Site	Result	Score
11-26-96	Notre Dame, IN	W	69-48

All-Time Win Streaks

- 22** ...Began with 49-22 win over Fairfield at Fairfield on Dec. 23, 1908 and ended with a 34-22 loss to Buffalo Germans at Buffalo on Feb. 10, 1909.
- 22** ...Began with 42-14 win over Toledo at Toledo on Jan. 23, 1933 and ended with 39-34 loss to Pittsburgh at Pittsburgh on Jan. 20, 1934.
- 19** ...Began with 31-14 win over Detroit at Detroit on Jan. 15, 1926 and ended with 33-22 loss to Franklin at Franklin on Jan. 14, 1927.
- 19** ...Began with 32-25 win over Northwestern at Notre Dame on Dec. 21, 1931 and ended with 42-14 loss to Purdue on Dec. 23, 1932.
- 19** ...Began with 52-31 win over Syracuse at Notre Dame on Jan. 18, 1937 and ended with 33-32 loss to Illinois at Illinois on Dec. 28, 1937.
- 18** ...Began with 52-50 win over Northwestern at Northwestern on Dec. 31, 1953 and ended with 71-63 loss to Penn St. at Iowa City on Mar. 13, 1954.
- 17** ...Began with 17-14 win over Earlham at Earlham on Feb. 16, 1912 and ended with 47-13 loss to Denison at Denison on Feb. 10, 1913.
- 17** ...Began with a 37-26 win over Wabash at Notre Dame on Jan. 22, 1927 and ended with a 25-23 loss to Northwestern at Northwestern on Dec. 29, 1927.
- 15** ...Began with a 71-66 win over Northwestern at Notre Dame on Feb. 27, 1945 and ended with a 56-55 loss to Northwestern at Chicago Stadium on Feb. 2, 1946.
- 13** ...Began with a 29-27 win over Minnesota at Minnesota on Jan. 4, 1936 and ended with a 28-23 loss to Ohio State at Notre Dame on Mar. 4, 1936.
- 12** ...Began with 71-59 win over Canisius at Notre Dame on Feb. 4, 1958 and ended with an 89-56 loss to Kentucky at Kentucky on Mar. 15, 1958.
- 12** ...Began with a 112-62 win over Valparaiso at Notre Dame on Dec. 1, 1973 and ended with a 94-75 loss to UCLA at UCLA on Jan. 26, 1974.
- 12** ...Began with a 69-63 win over Marquette at Notre Dame on Jan. 29, 1974 and ended with a 97-82 loss to Dayton at Dayton on Mar. 4, 1974.
- 38** ...Began with a 41-31 win over Wisconsin on Dec. 11, 1943 and ended with a 68-51 loss to St. Louis on Feb. 9, 1948.
- 34** ...Began with a 53-26 win over Armour Institute on Dec. 7, 1925 and ended with an 18-14 loss to Northwestern on Dec. 13, 1928.
- 24** ...Began with a 94-68 win over Xavier on Feb. 3, 1973 and ended with a 94-84 loss to Indiana on Dec. 11, 1974.
- 22** ...Began with an 80-59 win over Creighton on Dec. 3, 1952 and ended with a 73-70 loss to Indiana on Dec. 11, 1954.
- 22** ...Began with an 88-68 win over Pittsburgh on Jan. 26, 1977 and ended with a 69-68 overtime loss to DePaul on Feb. 12, 1978.

Homecourt Win Streaks

- 20** ...Began with a 25-24 win over Butler on Jan. 9, 1937 and ended with a 40-38 loss to Michigan on Dec. 15, 1938.
- 20** ...Began with a 51-22 win over St. Louis on Dec. 6, 1941 and ended with a 48-42 loss to Western Michigan on Dec. 4, 1943.
- 20** ...Began with a 54-33 win over Butler on Jan. 4, 1950 and ended with a 66-52 loss to Michigan State on Jan. 2, 1952.

Joyce Center Win Streaks

- 24** ...Began with a 94-68 win over Xavier on Feb. 3, 1973 and ended with a 94-84 loss to Indiana on Dec. 11, 1974.
- 22** ...Began with an 88-68 win over Pittsburgh on Jan. 26, 1977 and ended with a 69-68 overtime loss to DePaul on Feb. 12, 1978.
- 16** ...Began with 92-70 win over Fairfield on Dec. 9, 1982 and ended with a 51-47 loss to UCLA on Dec. 3, 1983.
- 16** ...Began with 89-76 win over West Virginia on Feb. 20, 2002 and ended with an 87-79 loss to Connecticut on Feb. 24, 2003.

All-Time Series vs. Opponents

Adrian	2	0	1924	1932	Drexel	1	0	1997	1997	Marion Club (Ind.)	3	0	1909	1910	St. Joseph's (Ind.)	12	0	1936	1988
Air Force	7	1	1958	1975	Dubuque	2	0	1916	1920	Marist	2	0	1984	2004	St. Joseph's (Pa.)	1	0	1992	1992
Akron	2	0	1983	1995	Duke	2	19	1965	2002	Marquette	75	32	1920	2006	St. Lawrence	1	0	1914	1914
Akron Firestones	0	1	1921	1921	Duquesne	2	5	1970	1995	Marshall	1	0	1913	1913	St. Louis	16	14	1938	2004
Alabama	2	1	1956	2005	Earlham	4	0	1912	1927	Maryland	9	8	1975	2002	St. Mary's (Calif.)	2	0	1949	1981
Alaska-Anchorage	0	1	1998	1998	East Carolina	1	0	1979	1979	Mercer	2	0	1925	1926	St. Mary's (Ky.)	1	0	1908	1908
Albany	1	0	2002	2002	Eastern Kentucky	2	0	1953	1998	Miami (Fla.)	8	7	1986	2003	St. Mary's (Minn.)	2	0	1936	1937
Albion	6	0	1929	1936	Eastern Michigan	1	0	1987	1987	Miami (Ohio)	4	4	1909	2001	St. Norbert	3	0	1966	1968
All-Collegians	1	0	1912	1912	Elon	1	0	1999	1999	Michigan	7	16	1923	2006	St. Peter's	4	0	1968	1999
Alma	2	0	1944	1945	Evansville	5	4	1960	1992	Michigan State	59	35	1908	1979	St. Thomas (Minn.)	3	0	1925	1952
American	3	0	1969	2003	Fairfield (Conn.)	3	0	1980	1983	Middle Tennessee St.	1	0	1987	1987	St. Viator	4	0	1913	1924
Anderson	1	0	1951	1951	Fairfield Company M	1	0	1909	1909	Millikin	1	1	1923	1936	Sacred Heart	1	0	2000	2000
Arizona	1	4	1934	2003	Fal (Mexico City)	1	0	1930	1930	Minnesota	15	7	1924	1971	Sam Houston State	1	0	1997	1997
Arkansas	1	1	1915	1978	First Regiment	0	1	1898	1898	Mississippi	1	1	1978	2001	Samford	1	0	2004	2004
Arkansas-Little Rock	0	1	1986	1986	Florida International	2	0	1997	2005	Missouri	2	6	1980	1995	San Diego	2	1	1993	1995
Armour Institute	14	0	1909	1929	Fordham	19	6	1969	2005	Mobile YMCA	2	0	1909	1909	San Francisco	6	5	1977	1990
Army	7	0	1931	2004	Fort Wayne K.C.	0	1	1920	1920	Monmouth	3	0	1941	2001	Santa Clara	1	0	1971	1971
Austin Peay	1	0	1974	1974	Franklin	7	7	1917	1951	Montana	0	1	1967	1967	Seton Hall	12	7	1982	2006
Baker University	1	0	1908	1908	Furman	1	0	2002	2002	Montana State	1	0	1981	1981	Shelby College	1	0	1909	1909
Ball State	9	0	1934	1976	Gannon College	1	0	1963	1963	Montgomery YMCA	1	0	1909	1909	Siena	1	0	1999	1999
Battery Artillery	2	0	1909	1915	Georgetown	10	11	1948	2006	Morehead State	1	0	2003	2003	South Bend C.A.C.	4	1	1899	1912
Baylor	1	0	1978	1978	Georgia	1	0	1994	1994	Morrison YMCA	1	0	1909	1909	South Bend YMCA	2	2	1915	1920
Bellarmine	2	0	1959	1962	Georgia Tech	2	5	1941	1990	Mt. St. Mary's	1	0	2003	2003	South Carolina	10	5	1970	1984
Belmont	1	0	2002	2002	Great Lakes	6	4	1942	1946	Mt. Union	1	0	1921	1921	South Florida	1	0	2006	2006
Beloit	4	0	1913	1916	Hardin-Simmons	1	0	1988	1988	Murray State	0	1	1982	1982	Southern Methodist	4	1	1949	1990
Birmingham A.C.	2	0	1909	1909	Hartford City	1	0	1908	1908	Muscatine Company C	0	1	1909	1909	Southern Utah	1	0	1998	1998
Boston College	11	10	1963	2005	Harvard	2	0	1942	2004	Nashville A.C.	1	0	1909	1909	SW Louisiana	1	0	1984	1984
Boston University	2	0	1981	1988	Hawaii	1	0	1967	1967	Navy	7	1	1949	1980	Stanford	3	0	1935	1993
Bowling Green	5	2	1961	1972	Hawaii Marines*	1	0	1966	1966	Nebraska	2	5	1920	1962	Stetson	1	0	1998	1998
Bradley	5	11	1923	1968	Hawaii-Pacific	1	0	2001	2001	New Hampshire	2	0	1996	2001	Stonehill	2	0	1977	1983
Brigham Young	4	3	1957	2000	Heidelberg College	1	0	1912	1912	New Orleans	3	0	1985	1992	Syracuse	15	21	1914	2006
Brooklyn	1	0	1987	1987	Hofstra	7	0	1977	2005	New Orleans YMCA	1	0	1909	1909	Syracuse Pastime A.C.	0	1	1909	1909
Brown	1	0	1979	1979	Holy Cross	10	3	1935	2005	New York University	24	9	1935	1971	Temple	2	2	1934	1991
Bucknell	2	0	1983	2002	Hope College	0	1	1910	1910	Niagara	2	0	1909	2005	Tennessee	1	0	1979	1979
Buffalo Germans	0	2	1909	1909	Houston	4	4	1965	1990	Nicholls State	1	0	1996	1996	Tenn.-Chattanooga	1	0	2001	2001
Bunker Hill	1	0	1944	1944	Hull House	1	0	1911	1911	North Carolina	4	15	1958	1994	Tennessee Tech	2	0	1958	2000
Butler	71	30	1909	1995	Huntington American	0	1	1921	1921	North Carolina State	4	3	1978	2005	Texas	1	1	1993	2002
California	0	1	1967	1967	Legion	0	1	1921	1921	North Central College	3	1	1911	1915	Texas Tech	1	0	1976	1976
Cal Poly (Pomona)	2	0	1977	1981	Idaho	1	0	1982	1982	North Dakota	1	0	1941	1941	Texas Christian	5	0	1971	1997
Cal State Northridge	1	0	1994	1994	Illinois	13	26	1922	2003	Northeastern	1	0	1997	1997	Tiffin A.C.	0	1	1909	1909
Camp Atterbury	1	0	1946	1946	Illinois Wesleyan	5	0	1923	1941	Northern Illinois	2	1	1970	2003	Toledo	4	1	1933	1979
Camp Grant	0	1	1944	1944	Indiana	20	47	1908	2004	Northern Iowa	2	0	1982	1983	Tulane	3	0	1970	1980
Canisius	19	4	1937	2002	Indiana Dental	1	0	1915	1915	Northwestern	63	23	1922	1985	Tulsa	0	1	1955	1955
Carnegie Tech	3	1	1925	1933	Indiana State	1	0	1948	1948	Ohio State	5	6	1912	1999	UCLA	19	27	1953	2005
Central YMCA	1	1	1909	1909	IPFW	2	0	2004	2005	Ohio University	2	1	1960	1970	USC	4	5	1940	1993
Central Michigan	2	1	1987	2003	IUPUI	1	0	2002	2002	Ohio Wesleyan	1	0	1913	1913	Utah	5	0	1956	1992
Chaminade	1	0	1993	1993	Indianapolis YMCA	2	0	1908	1908	Oklahoma City	1	0	1979	1979	Utah State	2	0	1968	1969
Chanute Field	1	0	1946	1946	Iona	1	0	1995	1995	Old Dominion	1	0	1984	1984	Valparaiso	37	3	1921	2002
Charleston Southern	1	0	2004	2004	Iowa	8	5	1923	1990	Olivet	3	0	1910	1915	Vanderbilt	5	4	1974	2006
Charlotte	1	0	2002	2002	Iowa Pre-Flight	2	0	1945	1945	Oral Roberts	1	0	1997	1997	Varsity Club (Dayton)	1	0	1909	1909
Chicago	4	0	1933	1937	Iowa State	1	0	1980	1980	Oregon	2	2	1984	2004	Vermont	3	0	1977	2000
Christian Brothers	2	0	1909	1964	James Madison	1	0	1981	1981	Oregons (Dallas)	1	0	1909	1909	Villa Madonna	1	0	1968	1968
Cincinnati	3	1	1940	2000	John Carroll	3	0	1939	1950	Oregon State	2	0	1985	1995	Villanova	12	15	1970	2006
The Citadel	1	0	1997	1997	Kalamazoo	15	3	1916	1941	Pennsylvania	20	2	1928	1989	Virginia	1	5	1981	1992
City College of Detroit	1	0	1926	1926	Kalamazoo YMCA	1	0	1908	1908	Penn State	1	2	1925	2000	Virginia Military Institute	1	0	1999	1999
Clarkson Institute	0	1	1914	1914	Kansas	9	3	1929	1988	Peoria YMCA	1	0	1909	1909	Virginia Tech	3	1	1973	2004
Clybourn	0	1	1898	1898	Kansas State	3	1	1926	1992	Pittsburgh	25	26	1927	2006	Wabash	29	23	1908	1952
Colgate	3	0	1914	2001	Kellogg Field	1	0	1945	1945	Pittsburgh Lyceum	1	0	1909	1909	Wagner	1	0	1987	1987
Columbia	2	0	1995	2005	Kent State	1	0	1976	1976	Polish Seminary	2	0	1914	1915	Wake Forest	0	1	2000	2000
Columbia College (IA)	3	0	1922	1938	Kentucky	17	41	1929	2004	Portland	4	0	1957	1990	Washington	1	1	1984	1985
Co. H, Illinois N.G.	1	0	1913	1913	King's College (Pa.)	3	0	1967	1969	Prairie View A&M	1	0	1988	1988	Washington (St. Louis)	3	0	1935	1942
Co. M, Grove City	1	0	1909	1909	Lafayette	6	1	1978	2005	Princeton	2	1	1928	1977	Western Illinois	5	0	1937	2004
Concordia	1	0	1924	1924	Lake Forest	4	2	1908	1930	Providence	10	9	1956	2006	Western Kentucky	0	1	1987	1987
Connecticut	5	12	1995	2006	Lane Technical	1	0	1912	1912	Purdue	20	20	1917	2004	Western Michigan	19	7	1916	1992
Cornell	7	1	1909	1994	LaSalle	18	5	1972	1994	Quinnipiac	1	0	2003	2003	Western Reserve	5	0	1932	1942
Creighton	19	18	1921	2002	Lehigh	2	0	1984	1995	Rice	2	1	1979	1985	West Virginia	22	8	1970	2006
Dartmouth	4	0	1947	1997	Lewis College	4	0	1965	1968	Rider	1	0	1999	1999	West Virginia Wesleyan	3	0	1914	1917
Davidson	11	1	1974	1985	Lewis Institute	10	0	1908	1923	Rochester A.C.	1	0	1910	1910	Wichita State	1	1	1990	1991
Dayton	28	12	1909	1995	Lincoln College	1	0	1910	1910	Rose Polytechnical	5	0	1910	1915	William & Mary	1	0	1983	1983
Dayton Turners	1	1	1910	1911	Long Island	2	0	1968	2000	Rush Medical	2	0	1898	1899	Wisconsin	16	11	1927	1969
Denison	0	1	1913	1913	Loras (Iowa)	1	0	1945	1945	Rutgers	12	11	1984	2006	Wisconsin-Milwaukee	1	0	2003	2003
Denver	2	1	1948	1974	Louisiana State	0	1	1990	1990	St. Ambrose	1	0	1958	1958	Wittenberg	1	0	1924	1924
DePaul	51	43	1912	2006	Louisville	7	13	1952	2006	St. Benedict's	1	0	1936	1936	Wofford	1	0	2005	2005
DePauw	1	10	1917	1923	Loyola (Chicago)	29	2	1924	2000	St. Bonaventure	5	2	1976	1994	Xavier	15	3	1934	2001
Detroit Mercy	40	12	1912	1993	Loyola (La.)	2	0	1954	1955	St. Francis (N.Y.)	2	0	1984	1998	Yale	3	0	1987	1998
Detroit AC	1	1	1909	1909	Loyola (Md.)	4	0	1985	1996	St. Francis (Pa.)	10	0	1960	1999	Youngstown State	1	0	1996	1996
Detroit Rays	0	1	1921	1921	Loyola Marymount	3	1	1966	1999	St. Ignatius	2	0	1915	1916					
Detroit YMCA	1	1	1908	1911	Maine	1	0	1982	1982	St. John's (N.Y.)	17	13	1959	2005					
Drake	3	1	1928	1971	Manhattan	9	3	1957	1996	St. John's (Ohio)	3	1							

Records vs. Conferences

AMERICA EAST

Team	Home	Away	Neutral	NIT	NCAA	Overall
Albany	1-0	0-0	0-0	0-0	0-0	1-0
Binghamton	0-0	0-0	0-0	0-0	0-0	0-0
Boston University	1-0	1-0	0-0	0-0	0-0	2-0
Burlington	0-0	0-0	0-0	0-0	0-0	0-0
Hartford	0-0	0-0	0-0	0-0	0-0	0-0
Maine	1-0	0-0	0-0	0-0	0-0	1-0
Maryland-Balt. County	0-0	0-0	0-0	0-0	0-0	0-0
New Hampshire	2-0	0-0	0-0	0-0	0-0	2-0
Stony Brook	0-0	0-0	0-0	0-0	0-0	0-0
TOTAL	5-0	1-0	0-0	0-0	0-0	6-0

ATLANTIC COAST

Team	Home	Away	Neutral	NIT	NCAA	Overall
Boston College	8-4	2-6	1-0	1-0	0-0	11-10
Clemson	0-0	0-0	0-0	0-0	0-0	0-0
Duke	2-4	0-6	0-9	0-0	0-2	2-19
Florida State	0-0	0-0	0-0	0-0	0-0	0-0
Georgia Tech	2-2	0-3	0-0	0-0	0-0	2-5
Maryland	5-2	3-4	1-2	0-1	0-1	9-8
Miami (Fla.)	4-3	4-3	0-1	0-0	0-0	8-7
North Carolina	1-3	0-2	3-10	1-0	1-2	4-15
North Carolina State	1-2	3-0	0-1	0-0	0-0	4-3
Virginia	0-1	0-1	2-3	0-1	0-1	2-5
Virginia Tech	1-0	2-0	0-1	0-1	0-0	3-1
Wake Forest	0-0	0-0	0-1	0-1	0-0	0-1
TOTAL	24-19	14-25	7-27	2-5	1-6	45-74

ATLANTIC 10

Team	Home	Away	Neutral	NIT	NCAA	Overall
Charlotte	0-0	0-0	1-0	0-0	1-0	1-0
Dayton	18-0	10-11	0-1	0-1	0-0	28-12
Duquesne	1-3	0-2	1-0	0-0	0-0	2-5
Fordham	12-2	0-0	7-4	0-1	0-0	19-6
George Washington	0-0	0-0	0-0	0-0	0-0	0-0
LaSalle	11-0	2-2	5-3	0-0	0-0	18-5
Massachusetts	0-0	0-0	0-0	0-0	0-0	0-0
Rhode Island	0-0	0-0	0-0	0-0	0-0	0-0
Richmond	0-0	0-0	0-0	0-0	0-0	0-0
St. Bonaventure	3-1	1-1	1-0	0-0	0-0	5-2
St. Joseph's	0-0	0-0	1-0	0-0	0-0	1-0
Saint Louis	10-5	4-9	3-1	1-0	0-0	16-15
Temple	1-0	1-1	0-1	0-0	0-0	2-2
Xavier	8-0	5-2	2-1	1-0	1-0	15-3
TOTAL	63-11	23-19	21-10	2-2	2-0	208-50

BIG EAST

Team	Home	Away	Neutral	NIT	NCAA	Overall
Cincinnati	1-0	0-0	2-1	0-0	1-1	3-1
Connecticut	4-3	1-7	0-2	0-0	0-0	5-12
DePaul	33-14	17-29	2-0	0-0	1-0	47-43
Georgetown	6-5	4-4	0-2	0-0	0-1	10-11
Louisville	3-6	1-6	3-1	1-0	0-0	7-13
Marquette	43-12	32-21	0-0	0-0	0-0	75-33
Pittsburgh	14-9	10-15	1-1	1-0	1-0	25-27
Providence	5-4	5-5	0-1	0-0	0-0	10-10
Rutgers	8-2	3-8	1-1	0-0	0-0	12-11
St. John's	9-7	6-5	2-1	0-0	0-0	17-13
Seton Hall	7-1	5-5	0-1	0-0	0-0	12-7
South Florida	1-0	0-0	0-0	0-0	0-0	1-0
Syracuse	7-9	8-9	0-2	0-0	0-0	15-20
Villanova	8-7	4-8	0-0	0-0	0-0	12-15
West Virginia	13-2	8-6	1-0	0-0	0-0	22-8
TOTAL	152-77	102-122	12-12	2-0	3-2	273-224

BIG SOUTH

Team	Home	Away	Neutral	NIT	NCAA	Overall
Birmingham-Southern	0-0	0-0	0-0	0-0	0-0	0-0
Charleston Southern	1-0	0-0	0-0	0-0	0-0	1-0
Coastal Carolina	0-0	0-0	0-0	0-0	0-0	0-0
High Point	0-0	0-0	0-0	0-0	0-0	0-0
Liberty	0-0	0-0	0-0	0-0	0-0	0-0
North Carolina-Asheville	0-0	0-0	0-0	0-0	0-0	0-0
Radford	0-0	0-0	0-0	0-0	0-0	0-0
Virginia Military Institute	1-0	0-0	0-0	0-0	0-0	1-0
Winthrop	0-0	0-0	0-0	0-0	0-0	0-0
TOTAL	2-0	0-0	0-0	0-0	0-0	2-0

BIG TEN

Team	Home	Away	Neutral	NIT	NCAA	Overall
Illinois	5-2	1-11	7-13	0-0	1-0	13-26
Indiana	8-14	7-20	5-14	0-0	2-1	20-48
Iowa	5-1	3-3	0-1	0-0	0-1	8-5
Michigan	4-5	2-6	1-4	1-3	0-2	7-15
Michigan State	35-12	24-21	0-2	0-0	0-2	59-35
Minnesota	9-0	6-7	0-0	0-0	0-0	15-7
Northwestern	26-7	25-11-1	12-5	0-1	0-0	63-23-1
Ohio State	2-3	3-3	0-0	0-0	0-0	5-6
Penn State	0-0	0-1	1-1	1-0	0-1	1-2
Purdue	9-2	3-14	8-4	1-0	0-0	20-20
Wisconsin	9-3	6-8	1-0	0-0	0-0	16-11
TOTAL	112-478	79-102-1	35-44	3-3	3-7	227-197-1

BIG 12

Team	Home	Away	Neutral	NIT	NCAA	Overall
Baylor	1-0	0-0	0-0	0-0	0-0	1-0
Colorado	0-0	0-0	0-0	0-0	0-0	0-0
Iowa State	1-0	0-0	0-0	0-0	0-0	1-0
Kansas	3-1	5-2	1-0	0-0	1-0	9-3
Kansas State	2-0	1-0	0-1	1-0	0-0	3-1
Missouri	2-1	0-3	0-2	0-0	0-1	2-6
Nebraska	1-0	1-5	0-0	0-0	0-0	2-5
Oklahoma	0-0	0-0	0-0	0-0	0-0	0-0
Oklahoma State	0-0	0-0	0-0	0-0	0-0	0-0
Texas	0-0	0-0	1-1	0-0	0-0	1-1
Texas A&M	0-0	0-0	0-0	0-0	0-0	0-0
Texas Tech	1-0	0-0	0-0	0-0	0-0	1-0
TOTAL	11-2	7-10	2-4	1-0	1-1	20-16

COLONIAL ATHLETIC ASSOCIATION

Team	Home	Away	Neutral	NIT	NCAA	Overall
Delaware	0-0	0-0	0-0	0-0	0-0	0-0
Drexel	1-0	0-0	0-0	0-0	0-0	1-0
George Mason	0-0	0-0	0-0	0-0	0-0	0-0
Georgia State	0-0	0-0	0-0	0-0	0-0	0-0
Hofstra	6-0	0-0	1-0	0-0	1-0	7-0
James Madison	0-0	0-0	1-0	0-0	1-0	1-0
Northeastern	1-0	0-0	0-0	0-0	0-0	1-0
Old Dominion	1-0	0-0	0-0	1-0	0-0	1-0
Towson State	0-0	0-0	0-0	0-0	0-0	0-0
UNC-Wilmington	0-0	0-0	0-0	0-0	0-0	0-0
William & Mary	1-0	0-0	0-0	0-0	1-0	1-0
Virginia Commonwealth	0-0	0-0	0-0	0-0	0-0	0-0
TOTAL	9-0	0-0	2-0	1-0	2-0	12-0

CONFERENCE USA

Team	Home	Away	Neutral	NIT	NCAA	Overall
Alabama-Birmingham	0-0	0-0	0-0	0-0	0-0	0-0
Central Florida	0-0	0-0	0-0	0-0	0-0	0-0
East Carolina	1-0	0-0	0-0	0-0	0-0	1-0
Houston	2-0	1-1	1-3	0-0	1-2	4-4
Marshall	0-0	1-0	0-0	0-0	0-0	1-0
Memphis	0-0	0-0	0-0	0-0	0-0	0-0
Rice	2-0	0-1	0-0	0-0	0-0	2-1
Southern Mississippi	0-0	0-0	0-0	0-0	0-0	0-0
Southern Methodist	2-0	2-0	0-1	0-0	0-1	4-1
Texas-El Paso	0-0	0-0	0-0	0-0	0-0	0-0
Tulane	1-0	1-0	0-0	0-0	0-0	2-0
Tulsa	0-0	0-1	0-0	0-0	0-0	0-1
TOTAL	8-0	5-2	1-4	0-0	1-3	14-6

HORIZON

Team	Home	Away	Neutral	NIT	NCAA	Overall
Butler	40-7	30-20	1-3	0-0	0-0	71-30
Cleveland St.	0-0	0-0	0-0	0-0	0-0	0-0
Detroit Mercy	17-4	23-8	0-0	0-0	0-0	40-12
Illinois-Chicago	0-0	0-0	0-0	0-0	0-0	0-0
Loyola (Chicago)	20-1	4-0	4-1	0-0	0-0	28-2
Wisconsin-Green Bay	0-0	0-0	0-0	0-0	0-0	0-0
Wisconsin-Milwaukee	0-0	0-0	1-0	0-0	1-0	1-0
Wright State	0-0	0-0	0-0	0-0	0-0	0-0
Youngstown State	1-0	0-0	0-0	0-0	0-0	1-0
TOTAL	78-12	57-28	6-4	0-0	1-0	141-44

IVY

Team	Home	Away	Neutral	NIT	NCAA	Overall
Brown	1-0	0-0	0-0	0-0	0-0	1-0
Columbia	2-0	0-0	0-0	0-0	0-0	2-0
Cornell	6-0	1-1	0-0	0-0	0-0	7-1
Dartmouth	3-0	0-0	1-0	0-0	0-0	4-0
Harvard	2-0	0-0	0-0	0-0	0-0	2-0
Pennsylvania	4-0	15-2	1-0	0-0	1-0	20-2
Princeton	2-0	0-1	0-0	0-0	0-0	2-1
Yale	2-0	1-0	0-0	0-0	0-0	3-0
TOTAL	20-0	17-4	2-0	0-0	1-0	39-4

METRO ATLANTIC

Team	Home	Away	Neutral	NIT	NCAA	Overall
Canisius	7-0	12-4	0-0	0-0	0-0	19-4
Fairfield	3-0	0-0	0-0	0-0	0-0	3-0
Iona	1-0	0-0	0-0	0-0	0-0	1-0
Loyola (Md.)	3-0	1-0	0-0	0-0	0-0	4-0
Manhattan	5-1	0-0	4-2	1-0	0-0	9-3
Marist	2-0	0-0	0-0	0-0	0-0	2-0
Niagara	1-0	1-0	0-0	0-0	0-0	2-0
Rider	1-0	0-0	0-0	0-0	0-0	1-0
St. Peter's	3-0	0-0	1-0	1-0	0-0	4-0
Siena	1-0	0-0	0-0	0-0	0-0	1-0
TOTAL	25-1	14-4	5-2	2-0	0-0	45-7

MID-AMERICAN

Team	Home	Away	Neutral	NIT	NCAA	Overall
Akron	2-0	0-0	0-0	0-0	0-0	2-0
Ball State	9-0	0-0	0-0	0-0	0-0	9-0
Bowling Green	4-0	1-1	0-1	0-0	0-1	5-2
Buffalo	0-0	0-0	0-0	0-0	0-0	0-0
Central Michigan	2-1	0-0	0-0	0-0	0-0	2-1
Eastern Michigan	1-0	0-0	0-0	0-0	0-0	1-0
Kent State	1-0	0-0	0-0	0-0	0-0	1-0
Miami (Ohio)	2-2	1-1	1-1	0-0	1-1	4-4
Northern Illinois	2-1	0-0	0-0	0-0	0-0	2-1
Ohio	1-0	0-0	1-1	0-0	1-1	2-1
Toledo	1-0	2-1	1-0	0-0	1-0	4-1
Western Michigan	16-3	2-4	1-0	1-0	0-0	19-7
TOTAL	41-7	6-7	4-3	1-0	3-3	51-17

MID-CONTINENT

Team	Home	Away	Neutral	NIT	NCAA	Overall
Centenary College	0-0	0-0	0-0	0-0	0-0	0-0
Chicago State	0-0	0-0	0-0	0-0	0-0	0-0
IUPUI	1-0	0-0	0-0	0-0	0-0	1-0
Oakland	0-0	0-0	0-0	0-0	0-0	0-0
Oral Roberts	1-0	0-0	0-0	1-0	0-0	1-0
Southern Utah	0-0	0-0	1-0	0-0	0-0	1-0
Missouri-Kansas City	0-0	0-0	0-0	0-0	0-0	0-0
Valparaiso	28-2	8-1	1-0	0-0	0-0	37-3
Western Illinois	5-0	0-0	0-0	0-0	0-0	5-0
TOTAL	35-2	8-1	2-0	1-0	0-0	45-3

MISSOURI VALLEY

Team	Home	Away	Neutral	NIT	NCAA	Overall
Bradley	2-0	2-2	1-9	0-0	0-0	5-11
Creighton	17-5	2-12	0-1	0-0	0-0	19-18
Drake	2-0	1-0	0-1	0-0	0-1	3-1
Evansville	4-0	1-4	0-0	0-0	0-0	5-4
Illinois State	0-0	0-0	0-0	0-0	0-0	0-0
Indiana State	1-0	0-0	0-0	0-0	0-0	1-0
Northern Iowa	2-0	0-0	0-0	0-0	0-0	2-0
Southern Illinois	0-0	0-0	0-0	0-0	0-0	0-0
Southwest Missouri	0-0	0-0	0-0	0-0	0-0	0-0
Wichita State	1-0	0-1	0-0	0-0	0-0	1-1
TOTAL	29-5	6-19	1-11	0-0	0-1	36-35

MOUNTAIN WEST

Team	Home	Away	Neutral	NIT	NCAA	Overall
Air Force	4-0	3-0	0-1	0-0	0-0	7-1
Brigham Young	3-0	0-2	1-1	1-0	0-1	4-3
Colorado State	0-0	0-0	0-0	0-0	0-0	0-0
Nevada-Las Vegas	0-0	0-0	0-0	0-0	0-0	0-0
New Mexico	0-0	0-0	0-0	0-0	0-0	0-0
San Diego State	0-0	0-0	0-0	0-0	0-0	0-0
Texas Christian	2-0	0-0	3-0	1-0	2-0	5-0
Utah	1-0	1-0	3-0	1-0	1-0	5-0
Wyoming	0-0	0-0	0-0	0-0	0-0	0-0
TOTAL	10-0	4-2	7-2	3-0	3-1	21-4

NORTHEAST

Team	Home	Away	Neutral	NIT	NCAA	Overall
Central Connecticut	0-0	0-0	0-0	0-0	0-0	0-0
Fairleigh Dickinson	0-0	0-0	0-0	0-0	0-0	0-0
Long Island	2-0	0-0	0-0	1-0	0-0	2-0
Monmouth	2-0	0-0	1-0	0-0	0-0	3-0
Mount St. Mary's	1-0	0-0	0-0	0-0	0-0	1-0
Quinnipiac	1-0	0-0	0-0	0-0	0-0	1-0
Robert Morris	0-0	0-0	0-0	0-0	1-0	0-0
Sacred Heart	0-0	0-0	0-0	0-0	0-0	0-0
St. Francis (NY)	2-0	0-0	0-0	0-0	0-0	2-0
St. Francis (PA)	10-0	0-0	0-0	0-0	0-0	10-0
Wagner	1-0	0-0	0-0	0-0	0-0	1-0
TOTAL	19-0	0-0	1-0	1-0	1-0	20-0

PACIFIC-10

Team	Home	Away	Neutral	NIT	NCAA	Overall
Arizona	1-0	0-0	0-4	0-1	0-1	1-4
Arizona State	0-0	0-0	0-0	0-0	0-0	0-0
California	0-0	0-0	0-1	0-0	0-0	0-1
Oregon	1-1	1-0	0-1	0-1	0-0	2-2
Oregon State	1-0	0-0	1-0	0-0	1-0	2-0
Stanford	2-0	1-0	0-0	0-0	0-0	3-0
UCLA	11-11	7-16	1-0	0-0	0-0	19-27
USC	1-3	2-2	1-0	1-0	0-0	4-5
Washington	1-0	0-1	0-0	0-0	0-0	1-1
Washington State	0-0	0-0	0-0	0-0	0-0	0-0
TOTAL	18-14	11-19	3-6	1-1	1-1	32-39

SOUTHEASTERN

Team	Home	Away	Neutral	NIT	NCAA	Overall
Alabama	0-0	1-0	1-1	0-0	0-0	2-1
Arkansas	1-0	0-0	0-1	0-0	0-1	1-1
Auburn	0-0	0-0	0-0	0-0	0-0	0-0
Florida	0-0	0-0	0-0	0-0	0-0	0-0
Georgia	0-0	0-0	1-0	0-0	0-0	1-0
Kentucky	7-6	0-8	10-27	0-0	0-2	17-41
Louisiana State	0-0	0-0	0-1	0-0	0-0	0-1
Mississippi	1-0	0-0	0-1	0-0	0-1	1-1
Mississippi State	0-0	0-0	0-0	0-0	0-0	0-0
South Carolina	6-1	4-3	0-1	0-0	0-0	10-5
Tennessee	0-0	0-0	1-0	0-0	1-0	1-0
Vanderbilt	2-2	1-2	2-0	1-0	2-0	5-4
TOTAL	16-9	5-13	15-32	0-0	3-4	38-54

SOUTHERN

Team	Home	Away	Neutral	NIT	NCAA	Overall
Appalachian St.	0-0	0-0	0-0	0-0	0-0	0-0
College of Charleston	0-0	0-0	0-0	0-0	0-0	0-0
Citadel	1-0	0-0	0-0	0-0	0-0	1-0
Davidson	6-0	4-0	1-1	0-0	0-0	11-1
Elon	1-0	0-0	0-0	0-0	0-0	0-0
Furman	0-0	0-0	1-0	0-0	0-0	1-0
Georgia Southern	0-0	0-0	0-0	0-0	0-0	0-0
NC-Greensboro	0-0	0-0	0-0	0-0	0-0	0-0
Tennessee-Chattanooga	0-0	0-0	0-0	0-0	0-0	0-0
Western Carolina	0-0	0-0	0-0	0-0	0-0	0-0
Wofford	1-0	0-0	0-0	0-0	0-0	1-0
TOTAL	8-0	4-0	2-1	0-0	0-0	15-1

WEST COAST

Team	Home	Away	Neutral	NIT	NCAA	Overall
Gonzaga	0-0	0-0	0-0	0-0	0-0	0-0
Loyola Marymount	2-1	1-0	0-0	0-0	0-0	3-1
Pepperdine	0-0	0-0	0-0	0-0	0-0	0-0
Portland	3-0	1-0	0-0	0-0	0-0	4-0
St. Mary's	1-0	0-0	1-0	0-0	0-0	2-0
San Diego	2-0	1-0	0-0	0-0	0-0	3-0
San Francisco	6-0	0-1	0-4	0-0	0-0	6-5
Santa Clara	0-0	0-0	0-0	0-0	0-0	0-0
TOTAL	14-1	3-1	1-4	0-0	0-0	18-6

WESTERN ATHLETIC

Team	Home	Away	Neutral	NIT	NCAA	Overall
Boise State	0-0	0-0	0-0	0-0	0-0	0-0
Fresno State	0-0	0-0	0-0	0-0	0-0	0-0
Hawaii	1-0	0-0	0-0	0-0	0-0	1-0
Idaho	1-0	0-0	0-0	0-0	0-0	1-0
Louisiana Tech	0-0	0-0	0-0	0-0	0-0	0-0
Nevada	0-0	0-0	0-0	0-0	0-0	0-0
New Mexico State	0-0	0-0	0-0	0-0	0-0	0-0
San Jose State	0-0	0-0	0-0	0-0	0-0	0-0
Utah State	1-0	1-0	0-0	0-0	0-0	2-0
TOTAL	3-0	1-0	0-0	0-0	0-0	4-0

In-Season Tournaments

1947-48

Hoosier Classic at Butler Field House in Indianapolis, IN

- January 1, 1948-
Indiana 72, Notre Dame 46
- January 2, 1948-
Notre Dame 42, Purdue 40

1948-49

Hoosier Classic at Butler Field House in Indianapolis, IN

- December 27, 1948-
Notre Dame 51, Purdue 50
- December 28, 1948-
Indiana 50, Notre Dame 47

1949-50

Hoosier Classic at Butler Field House in Indianapolis, IN

- December 29, 1949-
Indiana 79, Notre Dame 69
- December 30, 1949-
Notre Dame 59, Purdue 41

1950-51

Hoosier Classic at Butler Field House in Indianapolis, IN

- December 22, 1950-
Notre Dame 83, Purdue 70
- December 23, 1950-
Indiana 64, Notre Dame 56

1951-52

Hoosier Classic at Butler Field House in Indianapolis, IN

- December 28, 1951-
Indiana 67, Notre Dame 54
- December 29, 1951-
Notre Dame 64, Purdue 54

1952-53

Michigan State Classic in East Lansing, MI

- December 19, 1952-
Kansas State 80, Notre Dame 64
- December 20, 1952-
Notre Dame 68, UCLA 60

1954-55

Sugar Bowl Tournament in New Orleans, LA

- December 29, 1954-
Notre Dame 66, Loyola (La.) 45
- December 30, 1954-
Notre Dame 74, Holy Cross 69 (championship)

1955-56

Sugar Bowl Tournament in New Orleans, LA

- December 29, 1955-
Notre Dame 86, Alabama 80
- December 30, 1955-
Notre Dame 70, Utah 65 (championship)

1956-57

ECAC Holiday Festival at Madison Square Garden in New York, NY

- December 26, 1956-
Notre Dame 72, NYU 71
- December 28, 1956-
Notre Dame 91, Brigham Young 66 (semifinals)
- December 29, 1956-
Manhattan 86, Notre Dame 79 (championship)

1957-58

Hoosier Classic at Butler Field House in Indianapolis, IN

- December 27, 1957-
Notre Dame 68, Purdue 61
- December 28, 1957-
Notre Dame 89, Indiana 74

1958-59

Bluegrass Festival in Louisville, KY

- December 19, 1958-
North Carolina 81, Notre Dame 77
- December 20, 1958-
Notre Dame 61, Louisville 53 (consolation)

Hoosier Classic at Butler Field House in Indianapolis, IN

- December 26, 1958-
Notre Dame 73, Indiana 67
- December 27, 1958-
Purdue 74, Notre Dame 59

1959-60

Hoosier Classic at Butler Field House in Indianapolis, IN

- December 22, 1959-
Notre Dame 82, Purdue 79
- December 23, 1959-
Indiana 71, Notre Dame 60

1960-61

Hoosier Classic at Butler Field House in Indianapolis, IN

- December 27, 1960-
Purdue 78, Notre Dame 58
- December 28, 1960-
Notre Dame 69, Illinois 66

1966-67

Rainbow Classic in Honolulu, HI

- December 27, 1966-
California 69, Notre Dame 63
- December 28, 1966-
Montana 70, Notre Dame 69 (consolation)

1969-70

Sugar Bowl Tournament in New Orleans, LA

- December 29, 1969-
Notre Dame 84, West Virginia 80
- December 30, 1969-South Carolina 84,
Notre Dame 83 (championship, OT)

1986-87

Coca-Cola NIT Classic at Joyce Center in Notre Dame, IN

- November 21, 1986-
Western Kentucky 80, Notre Dame 63

1990-91

Dodge/NIT Classic at Joyce Center in Notre Dame, IN

- November 15, 1990-
Notre Dame 56, Fordham 46 (first round)
- November 17, 1990-
Notre Dame 77, Iowa 68 (second round)

Dodge/NIT Classic at Madison Square Garden in New York, NY

- November 21, 1990-
Arizona 91, Notre Dame 61 (semifinal)
- November 23, 1990-
Duke 85, Notre Dame 77 (consolation)

1992-93

Sugar Bowl Tournament at Lakefront Coliseum in New Orleans, LA

- December 28, 1993-
Notre Dame 45, New Orleans 43
- December 29, 1993-
Notre Dame 68, St. Joseph's (Pa.) 65

1993-94

Maui Classic at Lahaina Civic Center in Lahaina, HI

- December 21, 1994-
Arizona 98, Notre Dame 79
- December 22, 1994-
Notre Dame 94, Chaminade 78
- December 23, 1994-
Texas 89, Notre Dame 72

1994-95

Far West Classic at Portland Memorial Coliseum in Portland, OR

- December 27, 1995-
Notre Dame 72, Oregon State 69
- December 28, 1995-Oregon 73, Notre Dame 69

1998-99

Great Alaska Shootout at Sullivan Arena in Anchorage, AK

- November 26, 1998-
Duke 111, Notre Dame 82
- November 27, 1998-Alaska-Anchorage 88,
Notre Dame 82 (overtime)
- November 28, 1998-
Notre Dame 81, Southern Utah 77

1999-2000

Preseason NIT at Value City Arena in Columbus, OH

- November 16, 1999-
Notre Dame 59, Ohio State 57 (first round)

Preseason NIT at Joyce Center Arena in Notre Dame, IN

- November 18, 1999-
Notre Dame 107, Siena 96
(second round)

Preseason NIT at Madison Square Garden in New York, NY

- November 24, 1999-
Arizona 76, Notre Dame 60 (semifinal)
- November 26, 1999-
Maryland 72, Notre Dame 67 (consolation)

2001-02

Hawaii-Pacific Thanksgiving Classic at Blaisdell Center in Honolulu, HI

- November 23, 2001-
Notre Dame 98, Hawaii-Pacific 58
- November 24, 2001-
Notre Dame 97, Tennessee-Chattanooga 84
- November 25, 2001-Notre Dame 85, Monmouth 48
(championship)

2002-03

Guardians Classic at Joyce Center in Notre Dame, IN and at Municipal Auditorium in Kansas City, MO

- November 17, 2002-
Notre Dame 76, Belmont 48
- November 18, 2002-
Notre Dame 89, IUPUI 45
- November 25, 2002-
Notre Dame 75, Furman 50
- November 26, 2002-
Notre Dame 80, Creighton 75 (championship)
- BB&T Classic at MCI Center in Washington, DC**
- December 7, 2002-
Notre Dame 79, Maryland 67
- December 8, 2002-
Notre Dame 98, Texas 92 (championship)

NOTE: The Hoosier Classic was a tournament with pre-arranged matchups. There was no champion crowned.

1953 — East Region

First Round at the Coliseum in Fort Wayne, IN

March 10, 1953-

Notre Dame 72, Eastern Kentucky 57

Regionals at Chicago Stadium in Chicago, IL

March 13, 1953-

Notre Dame 69, Pennsylvania 57 (semifinal)

March 14, 1953-

Indiana 79, Notre Dame 66 (final)

1954 — East Region

First Round at the Coliseum in Fort Wayne, IN

March 9, 1954-

Notre Dame 80, Loyola (LA) 70

Regionals at the Iowa Field House in Iowa City, IA

March 12, 1954-

Notre Dame 65, Indiana 64 (semifinal)

March 13, 1954-

Penn State 71, Notre Dame 63 (final)

1957 — Midwest Region

First Round at St. John Arena in Columbus, OH

March 12, 1957-

Notre Dame 89, Miami (Ohio) 77

Regionals at the Memorial Coliseum in Lexington, KY

March 15, 1957-

Michigan State 85, Notre Dame 83 (semifinal)

March 16, 1957-

Notre Dame 86, Pittsburgh 85 (consolation)



David Graves and the Irish advanced to the second round of the 2002 NCAA Tournament. Notre Dame defeated Charlotte 82-63 in first round action before dropping an 84-77 to top-ranked Duke.

1958 — Midwest Region

First Round at McGaw Hall in Evanston, IL

March 11, 1958-

Notre Dame 94, Tennessee Tech 61

Regionals at the Memorial Coliseum in Lexington, KY

March 14, 1958-

Notre Dame 94, Indiana 87 (semifinal)

March 15, 1958-

Kentucky 89, Notre Dame 56 (final)

1960 — Midwest Region

First Round at the Memorial Coliseum in Lexington, KY

March 8, 1960-

Ohio Univ. 74, Notre Dame 66

1963 — Midwest Region

First Round at McGaw Hall in Evanston, IL

March 11, 1963-

Bowling Green 77, Notre Dame 72

1965 — Midwest Region

First Round at the Municipal Coliseum in Lubbock, TX

March 8, 1965-

Houston 99, Notre Dame 98 - OT

1969 — Midwest Region

First Round at SIU Arena in Carbondale, IL

March 8, 1969-

Miami (O.) 63, Notre Dame 60

1970 — Midwest Region

First Round at the Univ. of Dayton Arena in Dayton, OH

March 7, 1970-

Notre Dame 112, Ohio Univ. 82

Regionals at St. John Arena (OSU) in Columbus, OH

March 12, 1970-

Kentucky 109, Notre Dame 99 (semifinal)

March 14, 1970-

Iowa 121, Notre Dame 106 (consolation)

1971 — Midwest Region

First Round at Hofheinz Pavilion in Houston, TX

March 13, 1971- Notre Dame 102, TCU 94

Regionals at the Henry Leavitt Arena in Wichita, KS

March 18, 1971-

Drake 79, Notre Dame 72 (semifinal)

March 20, 1971-

Houston 119, Notre Dame 106 (consolation)

1974 — Midwest Region

First Round at Hulman Center in Terre Haute, IN

March 9, 1974-

Notre Dame 108, Austin Peay 66

Regionals at the Memorial Coliseum in Tuscaloosa, AL

March 14, 1974-

Michigan 77, Notre Dame 68 (semifinal)

March 16, 1974-

Notre Dame 118, Vanderbilt 88 (consolation)

1975 — Midwest Region

First Round at Mabee Center in Tulsa, OK

March 15, 1975-

Notre Dame 77, Kansas 71

Regionals at the Pan American Center in Las Cruces, NM

March 20, 1975-

Maryland 83, Notre Dame 71 (semifinal)

March 22, 1975-

Cincinnati 95, Notre Dame 87 - OT (consolation)

1976 — Midwest Region

First Round at Allen Field House in Lawrence, KS

March 13, 1976-

Notre Dame 79, Cincinnati 78

Regionals at Freedom Hall in Louisville, KY

March 18, 1976-

Michigan 80, Notre Dame 76 (semifinal)

1977 — East Region

First Round at the Palestra in Philadelphia, PA

March 12, 1977-

Notre Dame 90, Hofstra 83

Regionals at Cole Field House in College Park, MD

March 17, 1977-

North Carolina 79, Notre Dame 77 (semifinal)

1978 — Midwest Region

First Round at Mabee Center in Tulsa, OK

March 12, 1978-

Notre Dame 100, Houston 77

Regionals at Allen Field House in Lawrence, KS

March 17, 1978-

Notre Dame 69, Utah 56 (semifinal)

March 19, 1978-

Notre Dame 84, DePaul 64 (final)

Final Four at the Checkerdome in St. Louis, MO

March 25, 1978-

Duke 90, Notre Dame 86 (semifinal)

March 27, 1978-

Arkansas 71, Notre Dame 69 (consolation)

1979 — Midwest Region

Second Round at Murphy Athletic Ctr. in Murfreesboro, TN

March 11, 1979-

#1 Notre Dame 73, #8 Tennessee 67

Regionals at Market Square Arena in Indianapolis, IN

March 16, 1979-

#1 Notre Dame 79, #5 Toledo 71 (semifinal)

March 18, 1979-

#2 Michigan State 80, #1Notre Dame 68 (final)

1980 — Midwest Region

Second Round at Bob Devaney Sports Ctr. in Lincoln, NE

March 8, 1980-

#5 Missouri 87, #4 Notre Dame 84 - OT

1981 — East Region

NCAA East Second Round at Providence Civic Center in Providence, RI

March 14, 1981-

#2 Notre Dame 54, #10 James Madison 45

Regionals at the Omni in Atlanta, GA

March 19, 1981-

#6 Brigham Young 51, # 2 Notre Dame 50 (semifinal)

1985 — Southeast Region

First Round at Joyce Center in Notre Dame, IN
March 14, 1985-

#7 Notre Dame 79, #10 Oregon State 70

Second Round at Joyce Center in Notre Dame, IN

March 16, 1985-

#2 North Carolina 60, #7 Notre Dame 58

1986 — Midwest Region

First Round at Metrodome in Minneapolis, MN

March 14, 1986-

#14 Arkansas-Little Rock 90, #3 Notre Dame 83

1987 — East Region

First Round at Charlotte Coliseum in Charlotte, NC

March 12, 1987-

#5 Notre Dame 84, #12 Middle Tennessee State 71

Second Round at Charlotte Coliseum in Charlotte, NC

March 14, 1987-

#5 Notre Dame 58, #4 TCU 57

Regionals at Brendan Byrne Arena in

East Rutherford, NJ

March 19, 1987-

#1 North Carolina 74, #5 Notre Dame 68 (semifinal)

1988 — East Region

First Round at Dean E. Smith Student Activities Center in Chapel Hill, NC

March 17, 1988-

#7 Southern Methodist 83, #10 Notre Dame 75

1989 — East Region

First Round at Providence Civic Center in Providence, RI

March 17, 1989-

#9 Notre Dame 81, #8 Vanderbilt 65

Second Round at Providence Civic Center in Providence, RI

March 19, 1989-

#1 Georgetown 81, #9 Notre Dame 74

1990 — Southeast Region

First Round at Richmond Coliseum in Richmond, VA

March 16, 1990-

#7 Virginia 75, #10 Notre Dame 67

2001 — Midwest Region

First Round at Kemper Arena in Kansas City, MO

March 16, 2001-

#6 Notre Dame 83, #11 Xavier 71

Second Round at Kemper Arena in Kansas City, MO

March 18, 2001-

#3 Mississippi 59, #6 Notre Dame 56

2002 — South Region

First Round at BI-LO Center in Greenville, SC

March 14, 2002-

#9 Notre Dame 82, #9 Charlotte 63

Second Round at BI-LO Center in Greenville, SC

March 16, 2002-

#1 Duke 84, #8 Notre Dame 77

2003 — West Region

First Round at RCA Dome in Indianapolis, IN

March 20, 2003-

#5 Notre Dame 70, #12 Wisconsin-Milwaukee 69

Second Round at RCA Dome in Indianapolis, IN

March 22, 2003-

#5 Notre Dame 68, Illinois 60

Regionals at Arrowhead Pond in Anaheim, CA

March 27, 2003-

#1 Arizona 88, #5 Notre Dame 71

1978 FINAL FOUR

Notre Dame has appeared in the NCAA basketball tournament on 27 different occasions.

The most successful of those 27 Notre Dame appearances came in 1978 when the Irish defeated Houston in a second-round game, eliminated Utah and DePaul to win the Midwest

Regional and moved on to face Duke in a Saturday semifinal at the Checkerdome in St. Louis. Arkansas and eventual NCAA champion Kentucky comprised the other half of the bracket.

Though the Irish ended up settling for fourth place following a 90-86 loss to the Blue Devils

and a 71-69 loss to Arkansas in the third place contest, the Final Four appearance marked a highwater point for Notre Dame in its postseason history.



Left to right: Seniors Duck Williams, Jeff Carpenter, Dave Batton and Randy Haefner show off the 1978 NCAA fourth-place trophy.

1968

at Madison Square Garden in New York, N.Y.

- March 16, 1968-
Notre Dame 62, Army 58
- March 19, 1968-
Notre Dame 62, Long Island 60
- March 21, 1968-
Dayton 76, Notre Dame 74 - OT
- March 23, 1968-Notre Dame 81, St. Peter's 78
(consolation)

1973

at Madison Square Garden in New York, N.Y.

- March 17, 1973-
Notre Dame 69, USC 65
- March 20, 1973-
Notre Dame 79, Louisville 71
- March 24, 1973-
Notre Dame 78, North Carolina 71
- March 25, 1973-
Va. Tech 92, Notre Dame 91 - OT
(championship)

1983

First Round at Horizon in Rosemont, Ill.

- March 17, 1983-
Northwestern 71, Notre Dame 57



David Graves (left) and Troy Murphy (right) were named to the 2000 NIT All-Tournament Team after leading the Irish to the championship game. Murphy averaged 22.0 points and 6.8 rebounds, while Graves netted 14.4 points and hauled in 7.4 rebounds over the five games.

1984

First Round at Athletic and Convocation Center in Notre Dame, Ind.

- March 14, 1984-
Notre Dame 67, Old Dominion 62

Second Round at Civic Center in Springfield, Mass.

- March 19, 1984-
Notre Dame 66, Boston College 52

Quarterfinal at Fitzgerald Fieldhouse in Pittsburgh, Penn.

- March 23, 1984-
Notre Dame 72, Pittsburgh 64

Semifinal at Madison Square Garden in New York N.Y.

- March 26, 1984-
Notre Dame 65, Southwestern Louisiana 59

Championship at Madison Square Garden in New York, N.Y.

- March 28, 1984-
Michigan 83, Notre Dame 63

1992

First Round at Joyce Center in Notre Dame, Ind.

- March 18, 1992-
Notre Dame 63, Western Michigan 56

Second Round at Joyce Center in Notre Dame, Ind.

- March 23, 1992-
Notre Dame 64, Kansas State 47

Quarterfinal at Joyce Center in Notre Dame, Ind.

- March 25, 1992-
Notre Dame 74, Manhattan 58

Semifinal at Madison Square Garden in New York, N.Y.

- March 30, 1992-
Notre Dame 58, Utah 55

Championship at Madison Square Garden in New York, N.Y.

- April 1, 1992-
Virginia 81, Notre Dame 76 - OT

1997

First Round at Joyce Center in Notre Dame, Ind.

- March 12, 1997-
Notre Dame 74, Oral Roberts 58

Second Round at Joyce Center in Notre Dame, Ind.

- March 18, 1997-
Notre Dame 82, TCU 72

Quarterfinal at Joyce Center in Notre Dame, Ind.

- March 20, 1997-
Michigan 67, Notre Dame 66

2000

First Round at Joyce Center in Notre Dame, Ind.

- March 15, 2000-
Notre Dame 75, Michigan 65

Second Round at Joyce Center in Notre Dame, Ind.

- March 20, 2000-
Notre Dame 76, Xavier 64

Quarterfinal at Joyce Center in Notre Dame, Ind.

- March 22, 2000-
Notre Dame 64, Brigham Young 52

Semifinal at Madison Square Garden in New York, N.Y.

- March 28, 2000-
Notre Dame 73, Penn State 52

Championship at Madison Square Garden in New York, N.Y.

- March 30, 2000-
Wake Forest 71, Notre Dame 61

2004

First Round at Joyce Center in Notre Dame, Ind.

- March 17, 2004-
Notre Dame 71, Purdue 59

Second Round at Allen County War Memorial Coliseum in Fort Wayne, Ind.

- March 22, 2004-
Notre Dame 77, St. Louis 66

Quarterfinal at Joyce Center in Notre Dame, Ind.

- March 25, 2004-
Oregon 65, Notre Dame 61

2005

First Round at Joyce Center in Notre Dame, Ind.

- March 15, 2006-
Holy Cross 78, Notre Dame 73

2006

First Round at Joyce Center in Notre Dame, Ind.

- March 15, 2006-
Notre Dame 79, Vanderbilt 69

Second Round at Crisler Arena in Ann Arbor, Mich.

- March 20, 2006-
Michigan 87, Notre Dame 84 - 2OT

All-Americans

1908-09

Raymond Scanlon —
Helms Athletic Foundation
(10-man team selected in 1957)

1924-25

Noble Kizer —
Helms Athletic Foundation
(10-man team selected in 1943)

1926-27

John Nyikos —
Helms Athletic Foundation
(10-man team selected in 1943)

1928-29

Ed Smith —
Christy Walsh Syndicate (11-man team)

1929-30

Ed Smith —
Christy Walsh Syndicate (11-man team)

1931-32

***Edward "Moose" Krause** —
Helms Athletic Foundation
(10-man team selected in 1943)
Converse Yearbook (5-man team)
College Humor (5-man first team)

1924-25

***Edward "Moose" Krause** —
Converse Yearbook (5-man team)
College Humor (5-man second team)

1933-34

***Ed "Moose" Krause** —
Converse Yearbook (5-man first team)
Literary Digest (5-man first team)
George Ireland-Helms Athletic Foundation
(10-man team selected in 1943)

1934-35

George Ireland —
Helms Athletic Foundation
(10-man team selected in 1943)

1935-36

***John Moir** —
Helms Athletic Foundation
(10-man team selected in 1943)
Converse Yearbook (5-man second team)

***Paul Nowak** —
College Humor (5-man first team)
Helms Athletic Foundation
(10-man team selected in 1943)
Converse Yearbook (5-man first team)

1936-37

***John Moir** —
Helms Athletic Foundation
(10-man team named in 1943)
Converse Yearbook (5-man first team)

***Paul Nowak** —
Helms Athletic Foundation
(10-man team named in 1943)
Converse Yearbook (5-man first team)

1937-38

***John Moir** —
Helms Athletic Foundation
(10-man team selected in 1943)
Converse Yearbook (5-man first team)
NEA (5-man second team)

***Paul Nowak** —
Helms Athletic Foundation
(10-man team selected in 1943)
NEA (5-man first team)

1940-41

Ed Riska —
Converse Yearbook (5-man third team)

1941-42

Robert Faught —
Converse Yearbook (5-man third team)

1942-43

Robert Rensberger —
Converse Yearbook (5-man second team)
NEA (5-man first team)
Helms Athletic Foundation (10-man first team)
The Sporting News (6-man second team)

Robert Faught —
Pic Magazine (5-man third team)

1943-44

***Leo Klier** —
Converse Yearbook (5-man first team)
Pic (5-man first team)
The Sporting News (5-man second team)

1944-45

***Bill Hassett** —
Argosy (5-man first team)
Converse Yearbook (5-team second team)
Helms Athletic Foundation (10-man second team)
The Sporting News (5-man second team)

1945-46

***Leo Klier** —
Converse Yearbook (5-man first team)
Helms Athletic Foundation (10-man first team)
True (5-man first team)
The Sporting News (5-man second team)

Bill Hassett —
True (5-man first team)

Vince Boryla —
True (5-man second team)

1946-47

Kevin O'Shea —
Helms Athletic Foundation (10-man second team)
National Association of Basketball Coaches
(5-man third team)
True (5-man third team)

1947-48

***Kevin O'Shea** —
NABC (5-man first team)
Converse Yearbook (5-man first team)
True (5-man first team)
Associated Press (5-man first team)
Helms Athletic Foundation (10-man first team)

1948-49

Leo Barnhorst —
Converse Yearbook (5-man third team)
The Sporting News (5-man fifth team)

Kevin O'Shea —
AP (5-man third team)

1949-50

Kevin O'Shea —
AP (5-man first team)
UP (5-man first team)
Police Gazette (5-man first team)
Converse Yearbook (5-man second team)
Helms Athletic Foundation (10-man second team)
The Sporting News (5-man third team) Look
(5-man second team)

1953-54

Dick Rosenthal —
Helms Athletic Foundation (10-man first team)
Converse Yearbook (5-man third team)

1954-55

Jack Stephens —
Helms Athletic Foundation (10-man first team)
NABC (5-man second team)
Converse Yearbook (5-man second team)
Colliers (5-team second team)
UP (5-man third team)

1955-56

Lloyd Aubrey —
Helms Athletic Foundation (10-man third team)

1957-58

Tom Hawkins —
International News Service (5-man first team)
Converse Yearbook (15-man second team)
Helms Athletic Foundation (10-man second team)
NABC (5-team second team)
AP (5-man third team)
UP (5-man second team)

1957-58

Tom Hawkins —
International News Service (5-man first team)
Converse Yearbook (15-man second team)
Helms Athletic Foundation (10-man second team)
NABC (5-team second team)
AP (5-man third team)
UP (5-man second team)

1958-59

Tom Hawkins —
USBWA-Look (10-man team)
Converse Yearbook (15-man second team)
Helms Athletic Foundation (10-man second team)
NABC (5-man second team)
AP (5-man second team)
UPI (5-man second team)

1966-67

Bob Arnzen —
Helms Athletic Foundation (36-man team)
Basketball News (10-man third team)

1967-68

Bob Arnzen —
Basketball News (10-man second team)
Helms Athletic Foundation (36-man team)

1969-70

Austin Carr —
Basketball News (10-man first team)
NABC (5-man second team)
Basketball Weekly (15-man team)
Converse Yearbook (10-man first team)
USBWA-Look (10-man team)
The Sporting News (8-man second team)
UPI (5-man second team)
AP (5-man second team)
NEA-NBA Coaches (5-man second team)
Helms Athletic Foundation (36-man team)

1970-71

*Austin Carr —

- Basketball Weekly (15-man team)
- The Sporting News (6-man first team)
- NEA-NBA Coaches (5-man first team)
- NABC (5-man first team)
- Converse Yearbook (10-man first team)
- USBWA-TV Guide (10-man team)
- UPI (5-man first team)
- AP (5-man first team)
- Basketball News (10-man first team)
- Helms Athletic Foundation (36-man team)

Collis Jones —

- Basketball News (10-man fifth team)

1972-73

John Shumate —

- Citizens Savings Athletic Foundation (36-man team)

1973-74

*John Shumate —

- USBWA (10-man team)
- NBA Coaches (5-man first team)
- UPI (5-man first team)
- AP (5-man first team)
- NABC (5-man first team)
- Basketball News (5-man first team)
- The Sporting News (5-man second team)
- Basketball Weekly (5-man first team)
- Citizens Savings Athletic Foundation (36-man team)
- Converse Yearbook (10-man first team)

Gary Brokaw —

- UPI (5-man third team)
- NABC (5-man fifth team)
- Citizens Savings Athletic Foundation (36-man team)
- Converse Yearbook (15-man second team)

1974-75

*Adrian Dantley —

- NABC (5-man first team)
- The Sporting News (6-man first team)
- USBWA (10-man team)
- Basketball Weekly (5-man first team)
- UPI (5-man first team)
- AP (5-man first team)
- NBA Coaches-(5-man first team)
- Citizens Savings Athletic Foundation (36-man team)
- Converse Yearbook (10-man first team)

1975-76

*Adrian Dantley —

- Citizens Savings Athletic Foundation (36-man team)
- UPI (5-man first team)
- The Sporting News (5-man first team)
- AP (5-man first team)
- USBWA (10-man team)
- Basketball Weekly (5-man first team)
- NBA Coaches (5-man team)
- NABC (5-man first team)
- Converse Yearbook (10-man first team)

1976-77

Toby Knight —

- Citizens Savings Athletic Foundation (39-man team)

1977-78

Dave Batton —

- Citizens Savings Athletic Foundation (36-man team)

1978-79

Kelly Tripucka —

- Basketball Weekly (5-man third team)
- USBWA (10-man team)
- AP (5-man third team)
- NABC (5-man second team)
- Citizens Savings Athletic Foundation (34-man team)

1979-80

Kelly Tripucka —

- UPI (5-man third team)
- Converse Yearbook (13-man second team)
- Citizens Savings Athletic Foundation (36-man team)

1980-81

Kelly Tripucka —

- NABC (5-man second team)
- UPI (5-man first team)
- Basketball Weekly (5-man second team)
- Basketball Times (5-man first team)
- Citizens Savings Athletic Foundation (32-man team)

Orlando Woolridge —

- UPI (5-man third team)
- Converse Yearbook (13-man second team)
- Citizens Savings Athletic Foundation (32-man team)

1981-82

John Paxson —

- UPI (5-man second team)
- NABC (5-man first team)
- Basketball Weekly (5-man third team)
- Basketball Times (5-man third team)
- First Interstate Bank Athletic Foundation, formerly Helms and Citizens Savings (39-man team)

1982-83

John Paxson —

- UPI (5-man second team)
- Basketball Weekly (5-man first team)
- NABC (5-man first team)
- Basketball Times (5-man third team)
- The Sporting News (7-man second team)
- First Interstate Bank Athletic Foundation (32-man team)

1986-87

David Rivers —

- Basketball Weekly (5-man third team)

1987-88

David Rivers —

- NABC (5-man second team)
- Basketball Times (5-man third team)
- Basketball Weekly (5-man third team)

1997-98

Pat Garrity —

- AP (5-man second team)
- The Sporting News (5-man third team)
- Basketball Weekly (5-man third team)

1999-2000

*Troy Murphy —

- AP (5-man first team)
- USBWA (5-man first team)
- Basketball Times (5-man first team)
- The Sporting News (5-man second team)
- NABC (5-man second team)
- John R. Wooden Award (10-man team)

2000-01

*Troy Murphy —

- AP (5-man first team)
- USBWA (5-man first team)
- NABC/Chevrolet (5-man first team)
- The Sporting News (5-man first team)
- Basketball Times (5-man second team)
- John R. Wooden Award (10-man team)

2001-02

Ryan Humphrey —

- Basketball News (5-man second team)

2002-03

Matt Carroll —

- AP (honorable mention)

Chris Thomas —

- AP (honorable mention)

2003-04

Chris Thomas —

- AP (honorable mention)

2005-06

Chris Quinn —

- AP (honorable mention)

Key to Abbreviations

AP – Associated Press

NABC – National Association of Basketball Coaches

NEA – Newspaper Enterprise Association

UP – United Press

UPI – United Press International (merger of International News Service and UP in 1958)

USBWA – United States Basketball Writers Association

**NCAA consensus choices*


Three Three-Time Choices

Only 18 players in the history of college basketball have been designated three-time consensus All-Americans by the NCAA.

With three of those 18 to its credit, Notre Dame leads all other universities in production of three-season all stars:

1932-33-34	Ed "Moose" Krause
1936-37-38	Paul Nowak
1936-37-38	John Moir

Only UCLA, with Lew Alcindor and Bill Walton on the list, has as many as two players to earn that distinction.



Consensus All-Americans

EDWARD "MOOSE" KRAUSE

6-3 • Center
Chicago, IL
1931-32, 1932-33, 1933-34

Became only second player in NCAA record book to earn consensus All-America honors in three successive seasons, following Purdue's John Wooden...Notre Dame's starting center each of his three seasons ... led Irish in scoring all three years, averaging 7.7 as sophomore, 10.1 as junior and 8.5 as senior in '33-'34...captain of team as senior... Irish to records of 18-2, 16-6 and 20-4...named to Basketball Hall of Fame in 1976... coached Irish to 98-48 record in six seasons as head coach in 1943-44 and from 1946-47 to 1950-51... earned three letters in football for Irish, starting at left tackle in 1932 and '33 and earning second-team All-America honors as senior... also competed in track... spent 32 years as Notre Dame athletic director from 1948-80.



JOHN MOIR

6-2 • Forward
Niagara Falls, NY
1935-36, 1936-37, 1937-38

Named Helms Foundation national player of the year as sophomore in 1936 ... leading Irish scorer in three straight seasons while earning consensus All-America honors in 1935-36, 1936-37 and 1937-38 ... averaged 11.2 points as sophomore starting forward, 13.2 as junior, 10.5 as senior ... helped Irish to Helms Foundation national championship as sophomore in 1935-36 ... helped Irish to combined 62-8-1 mark in his three seasons ... scored 25 points as sophomore vs. Pittsburgh in 43-27 win and also had 24 vs. Syracuse ... had never played basketball until he enrolled at Notre Dame ... played with Akron Firestones of National Basketball League from 1938-39 through 1940-41.



PAUL NOWAK

6-6 • Center
South Bend, IN
1935-36, 1936-37, 1937-38

Starting Irish center from 1935-36 to 1937-38 ... claimed consensus All-America honors in three consecutive seasons ... averaged 7.0 points as sophomore, 7.2 as junior and 7.5 as senior, while helping Notre Dame to marks of 22-2-1, 20-3 and 20-3 his three seasons ... helped Notre Dame claim Helms Foundation national title as sophomore in 1935-36 ... played with Akron Firestones of National Basketball League from 1938-39 through 1941-42.



LEO KLIER

6-1 • Forward
Washington, IN
1943-44, 1945-46

Captured consensus All-America honors in 1943-44 and again in 1945-46 as starting forward for Irish ... paced Irish in scoring in '43-'44 at 15.4 points per game and again in '45-'46 with 16.9 mark ... helped Irish to records of 10-9 and 17-4 in those two seasons ... set Irish single-season record for field goals attempted in 1945-46 with 513 as well as Irish career record with 1,235 ... missed 1944-45 season while serving in Navy ... played for Indianapolis Katuskys of National Basketball League from 1946-47 to 1947-48 and for Fort Wayne Pistons from 1948-49 through 1949-50.



BILL HASSETT

5-10 • Guard
New York, NY
1944-45

Claimed first-team All-America honors as both junior and senior, winning consensus designation as junior in 1944-45 ... captain of 1945-46 team that finished 17-4 ... averaged 8.6 points as junior, 8.0 as senior... transferred from George-town where he played on 1942-43 NCAA runnerup team ... played professionally with Buffalo Bisons of the National Basketball League in 1946-47, Tri-Cities Blackhawks from 1946-47 to 1949-50, Minneapolis Lakers in 1949-50 and Baltimore Bullets in 1950-51.



KEVIN O'SHEA

6-1 • Guard
San Francisco, CA
1947-48

A four-time Irish All-American from 1946-47 through 1949-50, winning consensus honors as sophomore ... averaged 9.5 points as freshman, 11.5 as sophomore, 10.5 as junior and 14.9 as senior captain on Irish units that finished 17-7, 17-7 and 15-9 ... finished with 1,065 career points and still ranks 37th on Notre Dame career scoring charts ... qualified as Notre Dame's career scoring leader when he graduated ... Notre Dame's first-ever first-round draft selection in National Basketball Association, in 1950 ... played professionally with Minneapolis Lakers in 1950-51, Milwaukee Hawks in 1951-52 and Baltimore Bullets from 1951-52 to 1952-53.



AUSTIN CARR

6-3 • Guard
Washington, DC
1970-71

Notre Dame's career scoring leader who won national player-of-the-year awards from Associated Press and United Press International as senior in 1971 ... ranks as greatest scorer in NCAA tournament history, thanks to 41.3 average in seven career NCAA games ... scored all-time NCAA record of 61 vs. Ohio University in 1970 ... also notched 52 vs. Kentucky in '70 and vs. TCU in '71, 47 vs. Houston in '71, 45 vs. Iowa in '70 ... still holds six NCAA tournament records and has posted three of top five single-game efforts for points... scored 40 or more points on 23 occasions in his Irish career... three-year starter at guard who averaged 22.0 as sophomore in 1968-69, 38.1 as junior and 37.9 as senior... captained Irish as junior and senior... helped Irish to NCAA Midwest Regional berths each of his three seasons, to go with marks of 20-7, 21-8 and 20-9... finished second nationally in scoring as both junior and senior... career scoring average of 34.6 ranks second on NCAA all-time list nationally... led team in field-goal shooting as junior and senior, with combined 54 percent figure ... unanimous All-American as senior... first player chosen in 1971 National Basketball Association draft by Cleveland Cavaliers... NBA all-rookie selection in '72 after averaging 21.2 points that season... played nine seasons with Cleveland through 1979-80, then played with Washington and Dallas in 1980-81... averaged 15.4 points per game over NBA career, finishing with 10,473 points.



JOHN SHUMATE
6-9 • Center
Elizabethtown, NJ
1973-74

Two-time first-team All-American in 1972-73 and 1973-74 ... played only two seasons with Irish due to health problems, captaining team both those seasons ... led Irish in scoring and rebounding as junior (21.0, 12.0) and senior (24.2, 11.2)... helped Irish to National Invitation Tournament runnerup finish in '73 and third place in NCAA Mideast Regional as senior in '74, with 18-12 and 26-3 marks those seasons ... played key role in Irish upset of UCLA in '74 that ended Bruins' record 88-game winning streak ... MVP of NIT in 1973 ... ranks 19th on Irish career scoring chart with 1,334 points... remains Notre Dame's career leader in field-goal percentage with .610 mark (538 of 882) ... hit all nine of his shots in '73 NIT game vs. Louisville and finished with 20 straight including 11 of 12 vs. North Carolina ... first-round draft selection as fourth pick overall in 1974 by NBA Phoenix Suns ... had been an American Basketball Association undergraduate selection in 1973 as second-round pick by Virginia ... played with Phoenix in 1975-76, Buffalo from 1975-76 to 1977-78, Detroit from 1977-78 to 1979-80, Houston in 1979-80, San Antonio from 1979-80 to 1980-81 and Seattle in 1980-81... returned as Irish assistant coach, then became head coach at SMU from 1988-89 through 1994-95... was an assistant coach with the NBA Toronto Raptors from 1995-98 ... coach of the WNBA's Mercury Sun in 2003.



TROY MURPHY
6-11 • Forward
Morristown, NJ
1999-2000, 2000-01

Became just the third basketball underclassmen in Notre Dame history to declare early for the NBA draft ... seventh-highest Irish player drafted when he was selected as the 14th pick overall in 2001 by the Golden State Warriors ... a two-time consensus All-American, he earned first-team Associated Press honors for the second consecutive year following his junior season in addition to garnering first-team honors from the National Association of Basketball Coaches and Chevrolet, *The Sporting News* and the United States Basketball Writers Association (USWBA) ... became the 44th individual (and just second Irish player) to repeat as a first-team AP selection ... was twice named to the John R. Wooden All-America Team ... two-time BIG EAST Player of the Year and one of just five players in conference history to earn the honor on more than one occasion ... 2001 *ESPN The Magazine's* Center of the Year ... finished his career fifth on the Notre Dame all-time scoring list with 2,011 points and as the school's sixth all-time leading rebounder (924)... the only player in Notre Dame history to score more than 2,000 points and grab more than 900 rebounds... earned BIG EAST Player of the Week honors 11 times during his career and was five-time rookie-of-the-week honoree ... finished 12th nationally in scoring as a junior and was the only player in 1999-2000 to rank in the top 10 in both scoring (22.7) and rebounding (10.3) in the final NCAA statistics as finished ninth nationally in rebounding and 10th in scoring ... had 45 career double-doubles... first player in BIG EAST Conference history to earn rookie-of-the-year and player-of the year honors in consecutive seasons ('99 and '00) ... BIG EAST in scoring in league games for both the '00-'01 and '99-'00 campaigns, becoming just second player in league history to lead the conference in scoring in consecutive seasons ... became the second youngest player in terms of age to reach 1,000 points and fifth-fastest in terms of games at 48 ... was named BIG EAST player of the week six times in 1999-2000, tying the league record set by John Wallace of Syracuse during the 1995-96 campaign... was one of 12 players selected to the USA Men's Select Team that played against the USA Basketball Men's Senior National Team on Sept. 2, 2000, in Honolulu, Hawaii.



ADRIAN DANTLEY
6-5 • Forward
Washington, D.C.
1974-75, 1975-76

Named national player of the year as a junior in 1975-76 by United States Basketball Writers Association ... two-time first-team All-American in 1974-75 and 1975-76... member of United States Olympic basketball team that won gold medal in Montreal in 1976 ... averaged 18.3 points per game as starting forward as freshman in 1973-74 ... finished second nationally in scoring as sophomore with 30.4 average ... ranked fourth nationally in scoring as junior in '75-'76 with 28.6 average ... captain of team as junior ... played on teams that finished 26-3, 19-10 and 23-6, earning mention on NCAA all-regional teams as sophomore and junior ... ranks second on Irish career scoring list behind Austin Carr with 2,223 points ... posted 25.8 career scoring average and 9.8 career rebound average ... made more free throws (615) than any player in Irish history ... now second single-season scoring marks for Irish freshmen and sophomores ... ranks as last Irish player to average 10 or more rebounds in successive seasons ... passed up senior season to make himself available for National Basketball Association draft, returning to finish his degree requirements by 1978 ... sixth overall pick in '76 NBA draft by Buffalo Braves ... named NBA rookie of the year in '77 with 20.3 scoring average and 7.6 rebound mark ... played 15 seasons in NBA, averaging 24.3 points per game with 23,177 career points (ninth on all-time NBA list) ... led league five times in free throws made in a season ... led NBA in scoring in '81 at 30.7 and '84 at 30.6 ... played in NBA all-star game on five occasions and twice was second-team all-NBA pick ... played with Los Angeles and Indiana in 1977-78, with Lakers in '78-'79, then seven years with Utah ... was traded to Detroit in February 1989 and later played with Milwaukee Bucks at end of 1990-91 season ... was an assistant coach at Towson State for two seasons from 1993-95 ... currently an assistant coach with Denver Nuggets.



In his final season in an Irish uniform, Adrian Dantley finished fourth nationally in scoring with a 28.6 scoring average and led Notre Dame to a 23-6 record.

INTRO
'06-'07 OUTLOOK
COACHES
05-'06 REVIEW
OPPONENTS
BIG EAST
IRISH RECORDS
IRISH HISTORY
NOTRE DAME
MEDIA

Honors and Awards



The Associated Press and United Press International named Austin Carr the 1971 National Player of the Year after averaging 37.9 points during his senior season in 1970-71. Carr's 34.6 career scoring ranks second all-time in the NCAA record books.

National Player of the Year

Player-of-the-year awards have been presented since 1955 by United Press International (last awarded in 1996), since 1959 by the United States Basketball Writers Association, since 1961 by the Associated Press, since 1969 in the form of the Naismith Award, since 1975 by the National Association of Basketball Coaches and since 1977 in the form of the John Wooden Award.

The First Interstate Bank Athletic Foundation (formerly Helms and Citizens Savings) also has honored a player of the year since 1905.

Three Notre Dame players have received that honor from one or more of those groups:

- 1936 John Moir (Helms)
- 1971 Austin Carr (AP and UPI, shared Helms with UCLA's Sidney Wicks)
- 1976 Adrian Dantley (USBWA)

Coach of the Year

Coach-of-the-year awards have been presented since 1955 by United Press International (last awarded in 1996), since 1959 by the United States Basketball Writers Association, since 1967 by the Associated Press and since 1969 by the National Association of Basketball Coaches, as well as by Basketball Weekly.

Notre Dame has had two winners since those current awards have been presented:

- 1974 Digger Phelps (UPI)
- 1987 Digger Phelps (Basketball Weekly)

Phelps received the UPI honor in '74, while North Carolina State's Norm Sloan was chosen by the Associated Press and the USBWA and Marquette's Al McGuire by the NABC.

National Freshman of the Year

2002 Chris Thomas (*Basketball Times* and *Basketball News*)

ESPN The Magazine CoSIDA Academic All-Americans

The College Sports Information Directors of America each year honor an Academic All-America basketball team made up of top scholar-athletes from universities around the country. The program is sponsored by ESPN the Magazine.

Pat Garrity was named the Academic All-American of the Year for men's basketball in 1998. Seven Notre Dame players have earned Academic All-America distinction, including three-time honoree Bob Arnzen and two-time honorees Bob Arnzen, John Paxson and Garrity:

- 1967 Bob Arnzen (First Team)
- 1968 Bob Arnzen (First Team)
- 1969 Bob Arnzen (First Team)
- 1972 Gary Novak (Second Team)

- 1974 Gary Novak (Second Team)
- 1979 Kelly Tripucka (First Team)
- 1980 Rich Branning (First Team)
- 1982 John Paxson (First Team)
- 1983 John Paxson (First Team)
- 1997 Pat Garrity (First Team)
- 1998 Pat Garrity (First Team)
- 2006 Chris Quinn (First Team)

All Academic All-America nominees must have a 3.20 grade-point average (on 4.00 scale) or better and be a starter or top reserve.

United States Olympic Team

- 1948 Vince Boryla
- 1976 Adrian Dantley
- 1980 Bill Hanzlik

United States Pan American Team

- 1995 Scott Paddock

U.S. World Championship Team

- 1967 Jay Miller

United States Under-22 Team

- 1993 Monty Williams
- 1997 Pat Garrity

United States Junior National Team

- 1998 Matt Carroll
- 1999 Matt Carroll

BYRON V. KANALEY AWARD



Raymond Meyer


Dick Rosenthal

John Smyth

Bob Arnzen


Perhaps the most prestigious honor awarded to Notre Dame student-athletes is the Byron V. Kanaley Award. Presented each year since 1927 at commencement exercises, the Kanaley Awards go to the senior monogram athletes who have been most exemplary as students and leaders. The awards, selected by the Faculty Board on Athletics, are named in honor of a 1904 Notre Dame graduate who was a member of the baseball team as an undergraduate. Kanaley went on to a successful banking career in Chicago and served the University in the Alumni Association and as a lay trustee from 1915 until his death in 1960.

Recipients of the Kanaley Award from the sport of basketball are: Francis Crowe (1929), Thomas Burns (1932), Raymond Meyer (1938), Dick Rosenthal (1954), John Smyth (1957), Bob Arnzen (1969), Gary Novak (1974), Scott Paddock (1990), Pete Miller (1997) and Pat Garrity (1998).



Gary Novak

Scott Paddock



Pete Miller

Pat Garrity



Chris Thomas' record-setting campaign in 2001-02 earned him national freshman-of-the-year honors from both *Basketball Times* and *Basketball News*. Thomas was named the BIG EAST Rookie of the year following a season in which he averaged 15.6 points and established the single-season assist record (252).

United States Men's Select Team

2000 Troy Murphy

United States Olympic Festival

1978 Tim Andree
 1979 John Paxson
 1979 Bill Varner
 1982 Ken Barlow
 1983 Ken Barlow, Tim Kempton
 1986 Keith Robinson
 1995 Pat Garrity

William Jones Cup

2006 Luke Zeller

NCAA Championship All-Regional Team

1953 Dick Rosenthal (Midwest)
 1953 Jack Stephens (Midwest)
 1958 Tom Hawkins (Midwest)
 1970 Austin Carr (Midwest)
 1971 Austin Carr (Midwest)
 1974 John Shumate (Midwest)
 1975 Adrian Dantley (Midwest)
 1976 Adrian Dantley (Midwest)
 1977 Toby Knight (East)
 1978 Kelly Tripucka (Midwest)
 1978 Rich Branning (Midwest)
 1979 Kelly Tripucka (Midwest)
 1981 Orlando Woolridge (East)
 1987 David Rivers (East)

NABC All-Star Game

1965 Ron Reed
 1968 Bob Arnzen
 1987 Donald Royal
 2006 Chris Quinn

BIG EAST Conference Coach of the Year

1997 John MacLeod

BIG EAST Conference Player of the Year

1997 Pat Garrity
 2000 Troy Murphy
 2001 Troy Murphy

BIG EAST Conference Rookie of the Year

1999 Troy Murphy
 2002 Chris Thomas

BIG EAST All-Conference Team

1996 Pat Garrity (third team)
 1997 Pat Garrity (first team)
 1998 Pat Garrity (first team)
 1999 Troy Murphy (second team)
 2000 Troy Murphy (first team)
 2001 Troy Murphy (first team)
 Ryan Humphrey (third team)

HALL OF FAME



J. Walter Kennedy Edward "Moose" Krause George E. Keogan Elmer H. Ripley Ray Meyer

Five former representatives of the University of Notre Dame's basketball program have been inducted into the Naismith Memorial Basketball Hall of Fame in Springfield, Mass.:

George E. Keogan	1961	Elmer H. Ripley	1973
Edward "Moose" Krause	1976	Raymond J. Meyer	1979
J. Walter Kennedy	1981		

Keogan spent 20 seasons as Notre Dame's head coach between 1923 and 1943 and amassed 327 victories, more than any other coach in Irish basketball history.

Ripley served Notre Dame as head coach in only one season, finishing 17-4 in '45-'46. He played for the Original Celtics and coached at Georgetown, Yale, Columbia, Army and Regis.


He coached the '60 Canadian Olympic team and also coached the Harlem Globetrotters for three seasons.

Krause began as a three-time All-American as Notre Dame's center in the early 1930s, won 98 games as Irish head coach for six years— and spent 32 years as Notre Dame's athletic director.

Meyer, a '38 Notre Dame graduate, was a two-time Irish basketball captain as a guard on the '36-'37 and '37-'38 squads. He was named head coach at DePaul in 1942 and retired following the '83-'84 season after 42 seasons in that position. His 724-354 career record makes him one of only nine coaches in Division I history to reach the 700-victory plateau.

Kennedy, a '34 Notre Dame graduate, served as Notre Dame's sports information director prior to a 12-year stint as commissioner of the National Basketball Association.

OLYMPIANS



Vince Boryla Adrian Dantley Bill Hanzlik

Three Notre Dame basketball players have earned berths on the prestigious United States Olympic team.

Vince Boryla, who led the Irish in scoring as a freshman in 1944-45, became the first Notre Dame player to wear the Olympic basketball jersey in 1948 in London. After playing two seasons for the Irish, the 6-4 center from East Chicago, Ind., enlisted in the Army and eventually earned a spot on the Olympic squad through his play with the Denver Nuggets AAU team.


The 1948 United States squad rolled easily to the gold medal, winning eight games by an average margin of 33.5 points and trouncing France 65-21 in the finals.

Adrian Dantley, who ranks as the number-two career scorer in Notre Dame history, became the second Irish Olympian in 1976. The powerful forward and two-time All-American played a key role in helping the United States to the gold medal at the '76 Summer Games in Montreal. Led by coach Dean Smith of North Carolina, the Americans utilized team play and a rugged defense to defeat Italy, Puerto Rico, Yugoslavia, Czechoslovakia and Canada en route to the championship tilt. Dantley tallied 30 points for top scoring honors in the final game as the U.S. blasted Yugoslavia, 95-74, for the gold.

Bill Hanzlik was selected to the 1980 U.S. Olympic team. Although the United States boycotted the Summer Games in Moscow, the Olympic squad, coached by Dave Gavitt, played five contests against teams comprised of NBA stars.

The Olympians won four of the five confrontations. Hanzlik played in all five games of the Gold Medal series and contributed 11 points, seven assists and five steals.

FRANCIS PATRICK O'CONNOR AWARD



Chris Thomas

The University of Notre Dame in 1931 began presenting the Francis Patrick O'Connor Awards, named in honor of a former Notre Dame wrestler who died in 1973 following his freshman year at the University. He was the son of Jane and the late William "Bucky" O'Connor (he played football at Notre Dame in 1942, '46 and '47) from Tulsa, Okla.

The award — which go to one female and one male graduating senior student-athlete — are presented upon nomination of their head coaches, to the student-athlete who best display the total embodiment of the true

spirit of Notre Dame as exemplified by their contributions and inspiration to their teams. Among the qualities considered in nominating individuals — as attributed to Pat O'Connor — are caring, courage, confidence, encouragement, humility, humor, kindness and patience.

Chris Thomas was the first-ever men's basketball player to receive the award in 2005 and was followed by Chris Quinn in 2006.



Chris Quinn



Gary Novak earned an NCAA Postgraduate Scholarship in 1974 and served as team co-captain during the 1973-74 season. That Irish team earned the highest wire service poll finish in school history when Notre Dame ended third in the Associated Press ranking.

- 2002 Ryan Humphrey (first team)
Chris Thomas (third team)
David Graves (honorable mention)
- 2003 Matt Carroll (first team)
Chris Thomas (second team)
- 2004 Chris Thomas (second team)
Torin Francis (honorable mention)
- 2005 Chris Thomas (third team)
- 2006 Chris Quinn (first team)

BIG EAST All-Rookie Team

- 1998 Martin Ingelsby
- 1999 Troy Murphy
- 2002 Chris Thomas
- 2003 Torin Francis

BIG EAST All-Tournament Team

- 2002 Chris Thomas

BIG EAST Conference Scholar-Athlete of the Year

- 1998 Pat Garrity

BIG EAST Sportsmanship Award

- 2006 Chris Quinn

National Invitation Tournament MVP

- 1973 John Shumate

NIT All-Tournament Team

- 1968 Bob Whitmore
- 1973 John Shumate
- 1984 Ken Barlow
- 1984 Tom Sluby
- 1992 LaPhonso Ellis
- 1992 Elmer Bennett
- 2000 David Graves
- 2000 Troy Murphy

NIT Summer All-Star Team

- 1996 Pat Garrity
- 1998 Phil Hickey
- 2000 David Graves
- 2001 Matt Carroll

NCAA Silver Anniversary Team

The NCAA each year recognizes six distinguished former student-athletes on their 25th anniversary as college graduates.

- 1979 Dick Rosenthal



Bob Amzen was a multi-sport athlete at Notre Dame (he also played baseball) and was the school's first Academic All-American.

NCAA Postgraduate Scholarships

The NCAA each year honors student-athletes from universities by presenting them with \$5,000 postgraduate scholarships.

Since the inception of the program in 1964, four Notre Dame basketball players have received the NCAA grants:

- 1969 Bob Amzen
- 1974 Gary Novak
- 1983 John Paxson
- 1998 Pat Garrity

Scholarship honorees must have a 3.00 grade-point average (on 4.00 scale) in the classroom and have performed with distinction in their sport, epitomizing the term "scholar-athlete."

NACDA Scholar-Athlete Award

The National Association of Collegiate Director of America (NACDA) presents 10 scholarships toward graduate studies each year, worth \$5,000 each, to deserving student-athletes:

- 1998 Pat Garrity

Here's a listing of the Notre Dame basketball players who have played in either the National Basketball Association or the American Basketball Association, Basketball Association of America and National Basketball League. All teams are NBA unless otherwise specified (research courtesy of Tim Neely and The Official NBA Basketball Encyclopedia).

Bob Arzen

New York Nets (ABA) 1969-70, Cincinnati Royals 1970-71, Indiana Pacers (ABA) 1972-73/1973-74

Leo Barnhorst

Chicago Stags 1949-50, Indianapolis Olympians 1950-51/1952-53, Baltimore Bullets 1953-54, Fort Wayne Pistons 1953-54

Dave Batton

Washington Bullets 1982-83, San Antonio Spurs 1983-84

Elmer Bennett

Philadelphia 76ers 1995-96

Vince Boryla

New York Knicks 1949-50/1953-54

Gary Brokaw

Milwaukee Bucks 1974-75/1976-77, Cleveland Cavaliers 1976-77, Buffalo Braves 1977-78

Austin Carr

Cleveland Cavaliers 1971-72/1979-80, Dallas Mavericks 1980-81, Washington Bullets 1980-81

Matt Carroll

Portland Trailblazers 2003-04, San Antonio Spurs 2004, Charlotte Bobcats 2005-present

Sid Catlett

Cincinnati Royals 1971-72

Ray Corley

Syracuse Nationals 1949-50, Baltimore Bullets 1950-51, Tri-Cities Blackhawks 1950-51, Fort Wayne Pistons 1952-53

Frannie Curran

Toledo Jeeps (NBL) 1947-48, Rochester Royals 1948-49/1949-50

Adrian Dantley

Buffalo Braves 1976-77, Indiana Pacers 1977-78, Los Angeles Lakers 1977-78/1978-79, Utah Jazz 1979-80/1985-86, Detroit Pistons 1986-87/1988-89, Dallas Mavericks 1988-89/1989-90, Milwaukee Bucks 1990-91

William Davis

Chicago Stags 1946-47

LaPhonso Ellis

Denver Nuggets 1992-93/97-98, Atlanta Hawks 1998-99 to 1999-2000, Minnesota Timberwolves 2000-01, Miami Heat 2001-03

Mark Ertel

Indianapolis Katuskys (NBL) 1940-41

Bob Faught

Cleveland Rebels 1946-47

Bruce Flowers

Cleveland Cavaliers 1982-83

Pat Garrity

Phoenix Suns 1998-99, Orlando Magic 1999-2000-present

Paul Gordon

Baltimore Bullets 1949-50

Bill Hanzlik

Seattle SuperSonics 1980-81/1981-82, Denver Nuggets 1982-83/1990-91

Bill Hassett

Buffalo Bisons (NBL) 1946-47, Tri-Cities Blackhawks (NBL) 1946-47/1949-50, Minneapolis Lakers 1949-50, Baltimore Bullets 1950-51

Tom Hawkins

Minneapolis Lakers 1959-60, Los Angeles Lakers 1960-61/1961-62, 1966-67/1968-69, Cincinnati Royals 1962-63/1965-66

Ryan Humphrey

Orlando Magic 2002-03, Memphis Grizzlies 2003-05

Tracy Jackson

Boston Celtics 1981-82, Chicago Bulls 1981-82/1982-83, Indiana Pacers 1983-84

Collis Jones

Dallas Chaparrals (ABA) 1971-72/1972-73, Kentucky Colonels (ABA) 1973-74, Memphis Sounds (ABA) 1974-75, San Diego Conquistadors (ABA) 1975-76, Kentucky Colonels (ABA) 1975-76, Spirits of St. Louis (ABA) 1975-76

Tim Kempton

Los Angeles Clippers 1986-87, Charlotte Hornets 1988-89, Denver Nuggets 1989-90/1990-91, Phoenix Suns 1992-93, Cleveland Cavaliers 1993-94, San Antonio Spurs 1996-97

Joe Kleine

Sacramento Kings 1985-86/1988-89, Boston Celtics 1988-89/1992-93, Phoenix Suns 1993-94/1996-97, Chicago Bulls 1997-98, Phoenix Suns 1998-99, Portland Trailblazers 1999-2000

Leo Klier

Indianapolis Katuskys (NBL) 1946-47/1947-48, Fort Wayne Pistons 1948-49/1949-50

Toby Knight

New York Knicks 1977-78/1979-80, 1981-82

Ray Kuka

New York Knicks 1947-48/1948-49

Bill Laimbeer

Cleveland Cavaliers 1980-81/1981-82, Detroit Pistons 1981-82/1993-94

Jay Miller

St. Louis Hawks 1967-68, Milwaukee Bucks 1968-69, Los Angeles Stars (ABA) 1968-69, Indiana Pacers (ABA) 1968-69/1970-71

John Moier

Akron Firestones (NBL) 1938-39/1940-41

Troy Murphy

Golden State Warriors 2001-present

John (Richie) Niemiera

Fort Wayne Zollners (NBL) 1946-47/1947-48, Fort Wayne Pistons 1948-49/1949-50, Anderson Packers 1949-50

Paul Nowak

Akron Firestones (NBL) 1938-39/1941-42

Thomas O'Keefe

Baltimore Bullets 1950-51, Washington Capitals 1950-51

Kevin O'Shea

Minneapolis Lakers 1950-51, Milwaukee Hawks 1951-52, Baltimore Bullets 1951-52/1952-53

John Paxson

San Antonio Spurs 1983-84/1984-85, Chicago Bulls 1985-86/1993-94

Ron Reed

Detroit Pistons 1965-66/1966-67

Bob Rensberger

Chicago Stags 1945-46/1946-47

Eddie Riska

Oshkosh All-Stars (NBL) 1941-42, 1945-46/1948-49

David Rivers

Los Angeles Lakers 1988-89/1989-90, San Antonio Spurs 1990-91, Los Angeles Clippers 1991-92

Dick Rosenthal

Fort Wayne Pistons 1954-55/1956-57

Donald Royal

Minnesota Timberwolves 1989-90, San Antonio Spurs 1991-92, Orlando Magic 1992-93/1995-96, Golden State Warriors 1996-97; Orlando Magic 1997-98

John Shumate

Phoenix Suns 1975-76, Buffalo Braves 1975-76/1977-78, Detroit Pistons 1977-78/1979-80, Houston Rockets 1979-80, San Antonio Spurs 1979-80/1980-81, Seattle SuperSonics 1980-81

Tom Sluby

Dallas Mavericks 1984-85

George Sobek

Indianapolis Katuskys (NBL) 1945-46, Toledo Jeeps (NBL) 1946-47/1947-48, Hammond Calumet Buccaneers (NBL) 1948-49, Sheboygan Redskins 1949-50

Jack Stephens

St. Louis Hawks 1955-56

Marko Todorovich

Sheboygan Redskins (NBL) 1947-48/1948-49, St. Louis Bombers, Tri-Cities Blackhawks 1949-50/1950-51

Keith Tower

Orlando Magic 1993-94/1994-95, Los Angeles Clippers 1994-95/1995-96, Milwaukee Bucks 1996-97

Kelly Tripucka

Detroit Pistons 1981-82/1985-86, Utah Jazz 1986-87/1987-88, Charlotte Hornets 1988-89/1990-91

Gary Voce

Cleveland Cavaliers 1989-90

Don Williams

Utah Jazz 1979-80

Monty Williams

New York Knicks 1994-95/1995-96, San Antonio Spurs 1995-96/1997-98, Denver Nuggets 1998-99, Orlando Magic 1999-2002; Philadelphia 76ers 2002-04

Tom Wukovits

Akron Firestones (NBL) 1938-39

Orlando Woolridge

Chicago Bulls 1981-82/1985-86, New Jersey Nets 1986-87/1987-88, Los Angeles Lakers 1988-89/1989-90, Denver Nuggets 1990-91, Detroit Pistons 1991-92, Milwaukee Bucks 1992-93, Philadelphia 76ers 1993-94

Irish Draft Picks

Here's a complete listing of all Notre Dame players drafted into the professional basketball ranks, beginning with the 1947-48 National Basketball Association draft (NBA round by round available beginning in 1957, ABA round by round in 1972):

1949

Leo Barnhorst, Indianapolis (2nd pick)
Jim O'Halloran, Indianapolis (7th pick)
Don Bagley, New York (6th pick)

1950

Kevin O'Shea, Minneapolis (1st pick)
Dan Bagley, New York (7th pick)

1951

Dan Bagley, Rochester (5th pick)

1952

Leroy Leslie, Rochester (3rd pick)

1953

Norb Lewinski, Fort Wayne (6th pick)

1954

Dick Rosenthal, Fort Wayne (1st pick)
Joe Bertrand, Milwaukee (10th pick)
Bill Sullivan, Philadelphia (10th pick)

1955

Jack Stephens, Milwaukee (11th pick)

1956

Lloyd Aubrey, Minneapolis (4th pick)
John Fannon, Philadelphia (7th pick)

1957

3. John Smyth, St. Louis

1958

9. John McCarthy, New York

1959

1. (4) Tom Hawkins, Minneapolis

1960

3. Mike Graney, Boston

1965

4. Ron Reed, Detroit
13. Walt Sahn, Baltimore

1968

NBA Expansion

Jay Miller, Milwaukee (from St. Louis)

1969

NBA

8. Bob Arnzen, Detroit
8. Bob Whitmore, Boston

ABA

Bob Arnzen, Indiana (1st 5 rounds)
Bob Whitmore, Minn. (1st 5 rounds)

1971

NBA

1. (1) Austin Carr, Cleveland
1. (17) Collis Jones, Milwaukee
4. Sid Catlett, Cincinnati

ABA

Austin Carr, Virginia (1st, 3 rounds)
5. Collis Jones, Dallas
11. Sid Catlett, Kentucky

1973

ABA Undergraduate

2. John Shumate, Virginia

1974

NBA

1. (4) John Shumate, Phoenix
1. (18) Gary Brokaw, Milwaukee

ABA

6. Gary Novak, Carolina
6. Gary Brokaw, New York

1976

1. (6) Adrian Dantley, Buffalo

1977

2. Toby Knight, New York
3. Bill Paterno, Kansas City

1978

3. Dave Batton, New Jersey
5. Don Williams, New Orleans

1979

2. Bruce Flowers, Cleveland
3. Bill Laimbeer, Cleveland

1980

1. (20) Bill Hanzlik, Seattle
4. Rich Branning, Indiana

NBA Expansion

Austin Carr, Dallas (from Cleveland)

1981

1. (6) Orlando Woolridge, Chicago
1. (12) Kelly Tripucka, Detroit
2. Tracy Jackson, Boston
8. Gilbert Salinas, Atlanta

1983

1. (19) John Paxson, San Antonio
5. Tim Andree, Chicago
9. Bill Varner, Milwaukee

1984

2. Tom Sluby, Dallas

1986

1. (23) Ken Barlow, Los Angeles Lakers
6. Tim Kempton, Los Angeles Clippers
7. Joseph Price, Washington
7. Jim Dolan, New Jersey

1987

3. Donald Royal, Cleveland

1988

1. (25) David Rivers, Los Angeles Lakers

1989

NBA Expansion

David Rivers, Minn. (from L.A. Lakers)

1992

1. (5) LaPhonso Ellis, Denver
2. Elmer Bennett, Atlanta

1994

1. (24) Monty Williams, New York

1998

1. (19) Pat Garrity, Milwaukee
(later traded to Dallas and Phoenix
before draft completed)

2001

1. (14) Troy Murphy, Golden State

2002

1. (19) Ryan Humphrey, Utah
(later traded to Orlando before draft
completed)

Number in parentheses next to first-round pick indicates overall draft position when available.



Pat Garrity was a first-round draft pick of the Milwaukee Bucks in 1998 and played his rookie year with the Phoenix Suns. Photo by NBA Photos