

STATISTICAL TRENDS

Here are Notre Dame's team statistical averages and corresponding NCAA rankings since 1946:

Year	Record Games	Offense				Defense			
		Total Off. Yds PG .Rank	Rushing Yds PG. Rank	Passing Yds PG.Rank	Scoring Pts PG. Rank	Total Def. Yds PG. Rank	Rushing Yds PG. Rank	Passing Yds PG. Rank	Scoring Pts PGRank
1946	8-0-1.....9	441.3.....1	340.1.....1	101.2.....40	30.1.....7	141.7*.....1	83.7.....5	58.0.....3	2.7*.....1
1947	9-0-0.....9	408.6.....2	273.8.....4	134.8.....9	32.3.....3	168.2.....8	112.2.....20	56.0.....6	5.8.....4
1948	9-0-1.....10	396.4.....5	319.4.....3	77.0.....93	32.0.....6	204.9.....22	103.6.....12	101.3.....76	9.3.....13
1949	10-0-0.....10	434.8.....1	291.4.....4	143.4.....22	36.0.....4	219.6.....11	86.4.....4	133.2.....103	8.6.....8
1950	4-4-1.....9	305.7.....57	171.0.....67	134.7.....27	15.4.....84	252.4.....40	156.0.....47	96.4.....36	15.6.....52
1951	7-2-1.....10	326.7.....36	210.0.....31	116.7.....46	24.1.....38	251.2.....33	129.4.....23	121.8.....81	12.2.....20
1952	7-2-1.....10	321.3.....34	204.6.....33	116.7.....47	18.3.....53	240.5.....24	131.5.....25	109.0.....44	10.8.....17
1953	9-0-1.....10	383.9.....2	288.1.....4	95.8.....57	31.7.....4	223.9.....24	120.7.....9	103.2.....57	13.9.....37
1954	9-1-0.....10	385.3.....6	239.3.....20	146.0.....5	26.1.....14	218.0.....15	109.4.....6	108.6.....81	11.5.....25
1955	8-2-0.....10	357.3.....6	272.7.....5	85.6.....47	21.0.....17	248.0.....43	146.9.....27	101.1.....83	11.2.....27
1956	2-8-0.....10	297.2.....38	170.8.....73	126.4.....12	13.0.....76	372.6.....103	279.1.....102	93.5.....71	28.9.....101
1957	7-3-0.....10	296.4.....34	190.9.....44	105.5.....31	20.0.....29	279.2.....66	185.9.....64	93.3.....62	13.6.....44
1958	6-4-0.....10	369.7.....5	213.6.....16	156.1.....8	20.6.....25	265.8.....51	144.1.....26	121.7.....95	17.3.....70
1959	5-5-0.....10	278.3.....40	135.2.....80	143.1.....13	17.1.....44	267.2.....62	168.5.....64	98.7.....59	18.0.....85
1960	2-8-0.....10	243.7.....80	153.7.....71	90.0.....63	11.1.....85	252.7.....50	160.8.....56	91.9.....49	18.8.....88
1961	5-5-0.....10	320.6.....16	224.5.....14	96.1.....49	17.5.....42	287.3.....84	128.2.....25	159.1.....112†	18.2.....82
1962	5-5-0.....10	252.5.....74	137.9.....83	114.6.....42	15.9.....60	263.4.....57	176.4.....75	87.0.....18	19.2.....90
1963	2-7-0.....9	220.0.....105	147.3.....74	72.6.....101	12.0.....93	284.4.....81	166.8.....74	117.6.....84	17.6.....77
1964	9-1-0.....10	401.4.....2	190.9.....19	210.5.....5	28.7.....3	206.3.....15	68.7.....2	137.6.....103	7.7.....11
1965	7-2-1.....10	299.5.....41	214.5.....15	85.0.....87	27.0.....9	194.4.....6	75.4.....5	119.0.....53	7.3.....4
1966	9-0-1.....10	391.5.....3	210.6.....13	180.9.....17	36.2.....1	187.6.....4	79.3.....9	108.3.....20	3.8.....2
1967	8-2-0.....10	391.1.....7	217.0.....16	174.1.....20	33.7.....4	220.1.....13	104.3.....18	115.8.....22	12.4.....24
1968	7-2-1.....10	504.4.....2	305.9.....4	198.5.....22	37.6*.....4	249.0.....10	179.3.....4	169.7.....81	17.0.....38
1969	8-1-1.....10	448.9.....7	290.5.....6	158.4.....52	33.4.....12	218.7.....4	85.1.....6	133.6.....31	11.3.....13
1970	9-1-0.....10	510.5*.....2	257.8.....14	252.7.....8	33.0.....9	220.7.....5	96.2.....5	124.5.....22	9.7.....6
1971	8-2-0.....10	332.9.....46	232.1.....24	100.8.....88	22.5.....38	198.1.....4	86.4.....3	111.7.....23	8.6.....5
1972	8-2-0.....10	423.8.....7	304.3.....4	119.5.....74	28.3.....18	258.3.....13	143.9.....26	114.4.....28	15.2.....29
1973	10-0-0.....10	461.4.....5	350.2*.....6	111.2.....83	35.8.....8	201.3.....2	82.4.....3	118.8.....38	6.6.....3
1974	9-2-0.....11	434.5.....4	283.5.....11	150.9.....29	27.7.....16	195.2.....1	102.8.....1	92.4.....15	12.4.....14
1975	8-3-0.....11	326.0.....71	218.2.....55	107.8.....73	22.2.....48	270.1.....23	171.7.....37	98.4.....34	13.1.....20
1976	8-3-0.....11	363.7.....30	207.3.....63	156.5.....32	24.9.....38	273.7.....28	120.4.....7	153.4.....118	13.5.....26
1977	10-1-0.....11	440.0.....5	231.9.....40	208.1.....13	34.7.....7	237.0.....11	89.2.....3	147.8.....104	11.7.....12
1978	8-3-0.....11	395.9.....19	209.0.....51	186.9.....20	23.5.....41	324.7.....61	139.7.....21	185.0.....133	14.8.....30
1979	7-4-0.....11	380.3.....26	184.1.....74	196.2.....20	22.1.....50	307.4.....50	180.5.....62	126.9.....50	17.9.....59
1980	9-1-1.....11	328.6.....72	244.9.....15	83.7.....131	21.6.....61	213.2.....4	109.8.....8	103.0.....8	10.1.....5
1981	5-6-0.....11	328.1.....71	180.5.....55	147.6.....72	21.1.....64	293.3.....37	166.1.....68	127.2.....16	14.5.....32
1982	6-4-1.....11	330.9.....67	173.5.....42	157.4.....64	18.7.....72	283.9.....10	95.5.....8	188.5.....60	15.8.....22
1983	6-5-0.....11	428.5.....9	238.8.....17	189.6.....45	27.0.....21	286.7.....14	133.9.....29	152.8.....14	14.5.....13
1984	7-4-0.....11	336.5.....57	146.9.....69	189.6.....37	25.4.....33	318.2.....31	174.3.....69	143.9.....12	19.3.....42
1985	5-6-0.....11	335.0.....68	164.4.....56	170.6.....61	20.9.....62	352.7.....56	158.3.....42	194.5.....65	21.3.....49
1986	5-6-0.....11	411.5.....14	189.4.....33	222.2.....28	27.2.....24	312.6.....26	119.5.....19	193.2.....63	19.9.....44
1987	8-3-0.....11	381.0.....35	252.1.....14	128.9.....81	29.9.....15	301.3.....17	154.2.....41	147.1.....13	16.6.....21
1988	11-0-0.....11	388.0.....36	258.0.....11	130.0.....86	32.6.....15	280.3.....13	112.4.....10	167.9.....34	12.3.....3
1989	11-1-0.....12	401.5.....29	287.7.....8	113.8.....98	33.8.....11	295.8.....14	105.6.....14	190.3.....43	15.3.....12
1990	9-2-0.....11	417.0.....17	250.3.....12	166.7.....68	31.8.....19	390.3.....73	123.2.....24	267.1.....90	22.6.....50
1991	9-3-0.....12	455.6.....11	269.1.....6	186.5.....51	35.5.....10	382.3.....73	204.8.....84	177.5.....60	21.8.....53
1992	9-1-1.....11	470.4.....3	280.9.....3	189.5.....149	37.2.....4	327.1.....32	111.1.....9	216.1.....31	16.2.....20
1993	10-1-0.....11	429.6.....22	260.7.....6	168.8.....73	36.6.....9	317.0.....20	89.6.....4	227.5.....51	17.6.....20
1994	6-4-1.....11	384.55.....37	215.6.....20	168.9.....78	28.9.....130	332.8.....32	139.8.....39	193.0.....43	21.7.....137
1995	9-2-0.....11	419.9.....22	233.8.....6	186.1.....69	33.3.....13	362.2.....51	190.7.....78	171.5.....57	19.6.....33
1996	8-3.....11	463.7.....10	269.5.....8	193.7.....53	37.0.....110	270.0.....11	119.5.....24	150.5.....8	16.5.....14
1997	7-6.....13	360.25.....63	174.9.....36	185.3.....75	22.8.....67	365.1.....60	184.8.....83	180.3.....24	19.8.....51
1998	9-3.....12	382.45.....42	212.5.....16	169.9.....82	27.3.....43	347.2.....43	141.8.....40	205.4.....53	19.4.....27
1999	5-7.....12	419.7.....19	181.5.....26	238.2.....34	29.0.....35	383.7.....74	142.2.....50	241.5.....82	27.6.....78
2000	9-3.....12	345.7.....76	213.5.....14	132.2.....109	31.3.....29	353.8.....51	147.6.....57	206.2.....44	20.5.....34
2001	5-6.....11	289.7.....110	188.8.....30	101.5.....114	19.4.....99	304.9.....14	132.2.....39	172.6.....10	19.5.....22
2002	10-3.....13	313.54.....108	139.4.....68	174.2.....91	22.3.....91	300.0.....13	95.2.....10	204.8.....46	16.7.....9
2003	5-7.....12	336.3.....80	157.2.....56	179.0.....92	20.2.....93	340.1.....33	127.1.....29	213.0.....48	26.2.....65
2004	6-6.....12	345.5.....91	127.4.....85	218.1.....54	24.1.....72	369.4.....54	88.2.....4	281.2.....116	24.1.....46
2005	9-3.....12	477.3.....10	147.1.....55	330.3*.....4	36.7.....8	396.9.....75	132.3.....34	264.6.....103	24.5.....53

* Notre Dame record †Last in nation NOTE: The NCAA began to rate passing offense based on efficiency in 1979 and passing defense based on efficiency in 1990; averages included regular season games only until 2003 when the NCAA began including bowl games in season statistics.

ALL-TIME SCORES

1887

Coach: None	Captain: Henry Luhn	Record: 0-1-0	
November 23	L	Michigan	0-8 H

1888

Coach: None	Captain: Edward Prudhomme	Record: 1-2-0	
April 20	L	Michigan	6-26 H
April 21	L	Michigan	4-10 H
December 6	W	Harvard Prep	20-0 H
Total Points			30-36

1889

Coach: None	Captain: Edward Prudhomme	Record: 1-0-0	
November 14	W	Northwestern	9-0 A

1890-1891 - No Team

1892

Coach: None	Captain: Pat Coady	Record: 1-0-1	
October 19	W	South Bend High School	56-0 H
November 24	T	Hillsdale	10-10 H
Total Points			66-10

1893

Coach: None	Captain: Frank Keough	Record: 4-1-0	
October 25	W	Kalamazoo	34-0 H
November 11	W	Albion	8-6 H
November 23	W	De LaSalle (S)	28-0 H
November 30	W	Hillsdale (S)	22-10 H
January 1	L	Chicago	0-8 A
Total Points			92-24

1894

Coach: James L. Morison	Captain: Frank Keough	Record: 3-1-1	
October 13	W	Hillsdale	14-0 H
October 20	T	Albion	6-6 H
November 15	W	Wabash	30-0 H
November 22	W	Rush Medical	18-6 H
November 29	L	Albion	12-19 H
Total Points			80-31

1895

Coach: H. G. Hadden	Captain: Dan Casey	Record: 3-1-0	
October 19	W	Northwestern Law	20-0 H
November 7	W	Illinois Cycling Club	18-2 H
November 22	L	Indianapolis Artillery (S)	0-18 H
November 28	W	Chicago Physicians & Surgeons	32-0 H
Total Points			70-20

1896

Coach: Frank E. Hering	Captain: Frank E. Hering	Record: 4-3-0	
October 8	L	Chicago Physicians & Surgeons	0-4 H

Key to Abbreviations

W-L-T	Game won, lost or tied
H	Home game
A	Away game, played at opponent's home stadium
N	Game played at a neutral site; see footnote for city
NT	Night game
HC	Homecoming game
TH	Game played on Thanksgiving Day
R	Game played in rain
S	Game played in snow
0:00	Time remaining in games decided in the final minutes; in case of ties, time followed by team scoring last
C	Capacity crowd
AP	Beginning with the 1936 season, the number in front of the opponent name indicates Notre Dame's ranking in the Associated Press poll coming into the game. The number following the opponent name indicates its ranking.

Scoring Values

Seasons	Touchdown	Field Goal	Point After	Safety
1887-1897	4 points	5 points	2 points	2 points
1898-1903	5 points	5 points	1 point	2 points
1904-1908	5 points	4 points	1 point	2 points
1909-1911	5 points	3 points	1 point	2 points
1912-1957	6 points	3 points	1 point	2 points
1958 to date	6 points	3 points	1 point for kick 2 points for run or pass	2 points

October 14	L	Chicago	0-18 H
October 27	W	South Bend Commercial Athletic Club	46-0 H
October 31	W	Albion	24-0 H
November 14	L	Purdue	22-28 H
November 20	W	Highland Views	82-0 H
November 26	W	Beloit (R)	8-0 H
Total Points			182-50

1897

Coach: Frank E. Hering	Captain: Jack Mullen	Record: 4-1-1	
October 13	T	Rush Medical	0-0 H
October 23	W	DePauw	4-0 H
October 28	W	Chicago Dental Surgeons	62-0 H
November 6	L	Chicago	5-34 A
November 13	W	St. Viator	60-0 H
November 25	W	Michigan State (R)	34-6 H
Total Points			165-40

1898

Coach: Frank E. Hering	Captain: Jack Mullen	Record: 4-2-0	
October 8	W	Illinois	5-0 A
October 15	W	Michigan State	53-0 H
October 23	L	Michigan	0-23 A
October 29	W	DePauw	32-0 H
November 5	L	Indiana	5-11 H
November 19	W	Albion	60-0 A
Total Points			155-34

1899

Coach: James McWeeney	Captain: Jack Mullen	Record: 6-3-1	
September 27	W	Englewood High School	29-5 H
September 30	W	Michigan State	40-0 H
October 4	L	Chicago	6-23 A
October 14	W	Lake Forest	38-0 H
October 18	L	Michigan	0-12 A
October 23	W	Indiana	17-0 H
October 27	W	Northwestern (R)	12-0 H
November 4	W	Rush Medical	17-0 H
November 18	T	Purdue	10-10 A
November 30	L	Chicago Physicians & Surgeons	0-5 H
Total Points			169-55

1900

Coach: Pat O'Dea	Captain: John Farley	Record: 6-3-1	
September 29	W	Goshen	55-0 H
October 6	W	Englewood High School	68-0 H
October 13	W	South Bend Howard Park	64-0 H
October 20	W	Cincinnati	58-0 H
October 25	L	Indiana	0-6 A
November 3	T	Beloit	6-6 H
November 10	L	Wisconsin	0-54 A
November 17	L	Michigan	0-7 A
November 24	W	Rush Medical (R)	5-0 H
November 29	W	Chicago Physicians & Surgeons	5-0 H
Total Points			261-73

1901

Coach: Pat O'Dea	Captain: Al Fortin	Record: 8-1-1	
September 28	T	South Bend Athletic Club	0-0 H
October 5	W	Ohio Medical University	6-0 A
October 12	L	Northwestern (R)	0-2 A
October 19	W	Chicago Medical College	32-0 H
October 26	W	Beloit	5-0 A
November 2	W	Lake Forest	16-0 H
November 9	W	Purdue	12-6 H
November 16	W	Indiana (R)	18-5 H
November 23	W	Chicago Physicians & Surgeons	34-0 H
November 28	W	South Bend Athletic Club	22-6 H
Total Points			145-19

1902

Coach: James F. Faragher	Captain: Louis (Red) Salmon	Record: 6-2-1	
September 27	W	Michigan State	33-0 H
October 11	W	Lake Forest	28-0 H
October 18	L	Michigan (at Toledo)	0-23 A
October 25	W	Indiana	11-5 A
November 1	W	Ohio Medical University	6-5 A
November 8	L	Knox	5-12 A
November 15	W	American Medical	92-0 H
November 22	W	DePauw	22-0 H
November 27	T	Purdue	6-6 A
Total Points			203-51

1903

Coach: James F. Faragher	Captain: Louis (Red) Salmon	Record: 8-0-1	
October 3	W	Michigan State	12-0 H
October 10	W	Lake Forest	28-0 H
October 17	W	DePauw (R)	56-0 H
October 24	W	American Medical	52-0 H
October 29	W	Chicago Physicians & Surgeons	46-0 H
November 7	W	Missouri Osteopaths	28-0 H
November 14	T	Northwestern (at South Side Park, Chicago)	0-0 N
November 21	W	Ohio Medical University	35-0 A
November 26	W	Wabash	34-0 A
Total Points			291-0

1904

Coach: Louis (Red) Salmon	Captain: Frank Shaughnessy	Record: 5-3-0	
October 1	W	Wabash	12-4 H
October 8	W	American Medical	44-0 H

October	15	L	Wisconsin (at Milwaukee)	0-58	N
October	22	W	Ohio Medical University	17-5	A
October	27	W	Toledo Athletic Association	6-0	H
November	5	L	Kansas	5-24	A
November	19	W	DePauw	10-0	H
November	24	L	Purdue	0-36	A
			Total Points	94-127	

1905

Coach: Henry J. McGlew		Captain: Pat Beacom		Record: 5-4-0	
September	30	W	North Division High School (Chicago)	44-0	H
October	7	W	Michigan State	28-0	H
October	14	L	Wisconsin (at Milwaukee)	0-21	N
October	21	L	Wabash	0-5	H
October	28	W	*American Medical	142-0	H
November	4	W	DePauw	71-0	H
November	11	L	Indiana	5-22	A
November	18	W	Bennett Medical College (Chicago)	22-0	H
November	24	L	Purdue	0-32	A
			Total Points	312-80	

* After a 25-minute first half, with Notre Dame leading 111-0, the second half was shortened to only eight minutes to permit the "Doctors" time to eat before catching a train to Chicago. Notre Dame scored 27 touchdowns, but missed 20 extra points.

1906

Coach: Thomas A. Barry		Captain: Bob Bracken		Record: 6-1-0	
October	6	W	Franklin	26-0	H
October	13	W	Hillsdale	17-0	H
October	20	W	Chicago Physicians & Surgeons	28-0	H
October	27	W	Michigan State	5-0	H
November	3	W	Purdue	2-0	A
November	10	L	Indiana (at Indianapolis)	0-12	N
November	24	W	Beloit (R)	29-0	H
			Total Points	107-12	

1907

Coach: Thomas A. Barry		Captain: Dom Callicrate		Record: 6-0-1	
October	12	W	Chicago Physicians & Surgeons (R)	32-0	H
October	19	W	Franklin	23-0	H
October	26	W	Olivet	22-4	H
November	2	T	Indiana	0-0	H
November	9	W	Knox	22-4	H
November	23	W	Purdue	17-0	A
November	28	W	St. Vincent's (Chicago)	21-12	A
			Total Points	137-20	

1908

Coach: Victor M. Place		Captain: Harry Miller		Record: 8-1-0	
October	3	W	Hillsdale	39-0	H
October	10	W	Franklin	64-0	H
October	17	L	Michigan	6-12	A
October	24	W	Chicago Physicians & Surgeons	88-0	H
October	29	W	Ohio Northern	58-4	H
November	7	W	Indiana (at Indianapolis)	11-0	N
November	13	W	Wabash	8-4	A
November	18	W	St. Viator	46-0	H
November	26	W	Marquette	6-0	A
			Total Points	326-20	

1909

Coach: Frank C. Longman		Captain: Howard Edwards		Record: 7-0-1	
October	9	W	Olivet	58-0	H
October	16	W	Rose Poly	60-11	H
October	23	W	Michigan State	17-0	H
October	30	W	Pittsburgh	6-0	A
November	6	W	Michigan	11-3	A
November	13	W	Miami (Ohio)	46-0	H
November	20	W	Wabash	38-0	H
November	25	T	Marquette	0-0	A
			Total Points	236-14	

"The Notre Dame Victory March" was introduced this season.

1910

Coach: Frank C. Longman		Captain: Ralph Dimmick		Record: 4-1-1	
October	8	W	Olivet	48-0	H
October	22	W	Butchel (Akron)	51-0	H
October	29	L	Michigan State	0-17	A
November	12	W	Rose Poly	41-3	A
November	19	W	*Ohio Northern	47-0	H
November	24	T	Marquette	5-5	A
			Total Points	192-25	

*Notre Dame's 100th victory

1911

Coach: John L. Marks		Captain: Luke Kelly		Record: 6-0-2	
October	7	W	Ohio Northern	32-6	H
October	14	W	St. Viator	43-0	H
October	21	W	Butler (R)	27-0	H
October	28	W	Loyola (Chicago)	80-0	H
November	4	T	Pittsburgh	0-0	A
November	11	W	St. Bonaventure	34-0	H
November	20	W	Wabash	6-3	A
November	30	T	Marquette	0-0	A
			Total Points	222-9	

1912

Coach: John L. Marks		Captain: Charles (Gus) Dorais		Record: 7-0-0	
October	5	W	St. Viator	116-7	H
October	12	W	Adrian	74-7	H

October	19	W	Morris Harvey	39-0	H
October	26	W	Wabash	41-6	H
November	2	W	Pittsburgh (S)	3-0	A
November	9	W	St. Louis	47-7	A
November	28	W	Marquette (at Comiskey Park, Chicago)	69-0	N
			Total Points	389-27	

THE JESSE HARPER YEARS – 5 SEASONS: 34-5-1 (.863)

1913

Coach: Jesse Harper		Captain: Knute Rockne		Record: 7-0-0	
October	4	W	Ohio Northern	87-0	H
October	18	W	South Dakota	20-7	H
October	25	W	Alma	62-0	H
November	1	W	Army	35-13	A
November	7	W	Penn State (R)	14-7	A
November	22	W	Christian Brothers (St. Louis)	20-7	A
November	27	W	Texas	30-7	A
			Total Points	268-41	

1914

Coach: Jesse Harper		Captain: Keith Jones		Record: 6-2-0	
October	3	W	Alma	56-0	H
October	10	W	Rose Poly	102-0	H
October	17	L	Yale	0-28	A
October	24	W	South Dakota (at Sioux Falls)	33-0	N
October	31	W	Haskell	20-7	H
November	7	L	Army	7-20	A
November	14	W	Carlisle (at Comiskey Park, Chicago)	48-6	N
November	26	W	Syracuse	20-0	A
			Total Points	286-61	

1915

Coach: Jesse Harper		Captain: Freeman Fitzgerald		Record: 7-1-0	
October	2	W	Alma	32-0	H
October	9	W	Haskell	34-0	H
October	23	L	Nebraska	19-20	A
October	30	W	South Dakota	6-0	H
November	6	W	Army	7-0	A
November	13	W	Creighton	41-0	A
November	25	W	Texas	36-7	A
November	27	W	Rice	55-2	A
			Total Points	230-29	

1916

Coach: Jesse Harper		Captain: Stan Cofall		Record: 8-1-0	
September	30	W	Case Tech	48-0	H
October	7	W	Western Reserve	48-0	A
October	14	W	Haskell	26-0	H
October	28	W	Wabash	60-0	H
November	4	L	Army	10-30	A
November	11	W	South Dakota (at Sioux Falls)	21-0	N
November	18	W	Michigan State	14-0	A
November	25	W	Alma	46-0	H
November	30	W	Nebraska	20-0	A
			Total Points	293-30	

1917

Coach: Jesse Harper		Captain: Jim Phelan		Record: 6-1-1	
October	6	W	Kalamazoo	55-0	H
October	13	T	Wisconsin	0-0	A
October	20	L	Nebraska	0-7	A
October	27	W	South Dakota (R)	40-0	H
November	3	W	Army	7-2	A
November	10	W	Morningside	13-0	A
November	17	W	Michigan State	23-0	H
November	24	W	Washington & Jefferson	3-0	A
			Total Points	141-9	

THE KNUTE ROCKNE YEARS – 13 SEASONS: 105-12-5 (.881)

1918

Coach: Knute Rockne		Captain: Leonard Bahan		Record: 3-1-2	
September	28	W	Case Tech	26-6	A
November	2	W	Wabash	67-7	A
November	9	T	Great Lakes	7-7	H
November	16	L	Michigan State (R)	7-13	A
November	23	W	Purdue	26-6	A
November	28	T	Nebraska (S)	0-0	A
			Total Points	133-39	

1919

Coach: Knute Rockne		Captain: Leonard Bahan		Record: 9-0-0	
October	4	W	Kalamazoo	14-0	H
October	11	W	Mount Union	60-7	H
October	18	W	Nebraska	14-9	A
October	25	W	Western Michigan	53-0	H
November	1	W	Indiana (R) (at Indianapolis)	16-3	N
November	8	W	Army	12-9	A
November	15	W	Michigan State	13-0	H
November	22	W	Purdue	33-13	A
November	27	W	Morningside (S)	14-6	A
			Total Points/Attendance	229-47	56,500

1920

Coach: Knute Rockne		Captain: Frank Coughlin		Record: 9-0-0	
October	2	W	Kalamazoo	39-0	H
October	9	W	Western Michigan	41-0	H
October	16	W	Nebraska	16-7	A
October	23	W	Valparaiso	28-3	H

INTRO
 '06 OUTLOOK
 '06 PLAYERS
 '06 COACHES
 '05 REVIEW
 HISTORY & RECORDS
 THIS IS NOTRE DAME
 WELCOME
 MEDIA

October	30	W	Army27-17	A	10,000
November	6	W	Purdue (HC)28-0	H	12,000
November	13	W	Indiana (at Indianapolis)13-10	N	14,000
November	20	W	*Northwestern33-7	A	c20,000
November	25	W	Michigan State25-0	A	8,000
			Total Points/Attendance250-44		89,500

*George Gipp's last game. He contracted strep throat and died from complications of the disease on December 14 at the age of 25.

1921

Coach: Knute Rockne		Captain: Eddie Anderson		Record: 10-1-0		
September	24	W	Kalamazoo56-0	H	8,000
October	1	W	DePauw57-10	H	8,000
October	8	L	Iowa7-10	A	7,500
October	15	W	Purdue33-0	A	7,500
October	22	W	Nebraska (HC)7-0	H	14,000
October	29	W	Indiana (at Indianapolis) (R)28-7	N	10,000
November	5	W	Army28-0	A	7,000
November	8	W	Rutgers (at Polo Grounds, NYC)48-0	N	12,000
November	12	W	Haskell42-7	H	5,000
November	19	W	Marquette21-7	A	11,000
November	24	W	Michigan State48-0	H	15,000
			Total Points/Attendance375-41		105,000

1922

Coach: Knute Rockne		Captain: Glen Carberry		Record: 8-1-1		
September	30	W	Kalamazoo46-0	H	5,000
October	7	W	St. Louis26-0	H	7,000
October	14	W	Purdue20-0	A	9,000
October	21	W	DePauw34-7	H	5,000
October	28	W	Georgia Tech13-3	A	20,000
November	4	W	Indiana (HC)27-0	H	c22,000
November	11	T	Army0-0	A	15,000
November	18	W	Butler31-3	A	12,000
November	25	W	Carnegie Tech (S)19-0	A	30,000
November	30	L	Nebraska6-14	A	16,000
			Total Points/Attendance222-27		141,000

1923

Coach: Knute Rockne		Captain: Harvey Brown		Record: 9-1-0		
September	29	W	Kalamazoo74-0	H	10,000
October	6	W	Lombard14-0	H	8,000
October	13	W	Army (at Ebets Field, Brooklyn)13-0	N	c30,000
October	20	W	Princeton25-2	A	30,000
October	27	W	Georgia Tech35-7	H	20,000
November	3	W	Purdue (HC)34-7	H	20,000
November	10	L	Nebraska7-14	A	30,000
November	17	W	Butler34-7	H	10,000
November	24	W	Carnegie Tech26-0	A	30,000
November	29	W	St. Louis (R)13-0	A	9,000
			Total Points/Attendance275-37		197,000

1924

Coach: Knute Rockne		Captain: Adam Walsh		Record: 10-0-0		
October	4	W	Lombard40-0	H	8,000
October	11	W	Wabash34-0	H	10,000
October	18	W	Army (at Polo Grounds)13-7	N	c55,000
October	25	W	Princeton12-0	A	40,000
November	1	W	*Georgia Tech (HC)34-3	H	c22,000
November	8	W	Wisconsin38-3	A	28,425
November	15	W	Nebraska34-6	H	c22,000
November	22	W	Northwestern (at Soldier Field)13-6	N	45,000
November	29	W	Carnegie Tech40-19	A	35,000
			Total Points/Attendance258-44		265,425

ROSE BOWL

January	1	W	Stanford (at Pasadena, Calif.)27-10	N	c53,000
---------	---	---	--------------------------------	------------	---	---------

*Notre Dame's 200th victory

1925

Coach: Knute Rockne		Captain: Clem Crowe		Record: 7-2-1		
September	26	W	Baylor (R)41-0	H	13,000
October	3	W	Lombard69-0	H	10,000
October	10	W	Beloit19-3	H	10,000
October	17	L	Army (at Yankee Stadium)0-27	N	c65,000
October	24	W	Minnesota19-7	A	c49,000
October	31	W	Georgia Tech (R)13-0	A	12,000
November	7	T	Penn State (R)0-0	A	c20,000
November	14	W	Carnegie Tech (HC)26-0	H	c27,000
November	21	W	Northwestern13-10	H	c27,000
November	26	L	Nebraska0-17	A	c45,000
			Total Points/Attendance200-64		278,000

1926

Coach: Knute Rockne		Captains: Gene Edwards and Tom Hearden		Record: 9-1-0		
October	2	W	Beloit77-0	H	8,000
October	9	W	Minnesota20-7	A	c48,648
October	16	W	Penn State (R)28-0	H	18,000
October	23	W	Northwestern6-0	A	c41,000
October	30	W	Georgia Tech (R)12-0	H	11,000
November	6	W	Indiana26-0	H	20,000
November	13	W	Army (at Yankee Stadium)7-0	N	c63,029
November	20	W	Drake (HC) (S)21-0	H	20,000
November	27	L	Carnegie Tech0-19	A	c45,000
December	4	W	USC (2:00)13-12	A	c74,378
			Total Points/Attendance210-38		349,055

1927

Coach: Knute Rockne		Captain: John Smith		Record: 7-1-1		
October	1	W	Coe (R)28-7	H	10,000

October	8	W	Detroit20-0	A	c28,000
October	15	W	Navy (at Baltimore)19-6	N	45,101
October	22	W	Indiana19-6	A	16,000
October	29	W	Georgia Tech26-7	H	17,000
November	5	T	Minnesota (S) (1:00-M)7-7	H	25,000
November	12	L	Army0-18	YS	c65,678
November	19	W	Drake32-0	A	8,412
November	26	W	USC (at Soldier Field)7-6	N	*c120,000
			Total Points/Attendance158-57		335,191

*Paid attendance: 99,573

1928

Coach: Knute Rockne		Captain: Fred Miller		Record: 5-4-0		
September	29	W	Loyola (New Orleans)12-6	H	15,000
October	6	L	Wisconsin6-22	A	29,885
October	13	W	Navy (at Soldier Field)7-0	N	*c120,000
October	20	L	Georgia Tech0-13	A	c35,000
October	27	W	Drake32-6	H	12,000
November	3	W	Penn State (R) (at Philadelphia)9-0	N	30,000
November	10	W	Army (2:30) (at Yankee Stadium)12-6	N	c78,188
November	17	L	Carnegie Tech (R)7-27	H†	c27,000
December	1	L	USC14-27	A	c72,632
			Total Points/Attendance99-107		419,705

*Paid attendance: 103,081

†First defeat at home since 1905

1929

Coach: Knute Rockne		Captain: John Law		Record: 9-0-0		
October	5	W	Indiana14-0	A	16,111
October	12	W	Navy (at Baltimore)14-7	N	c64,681
October	19	W	Wisconsin (at Soldier Field)19-0	N	90,000
October	26	W	Carnegie Tech7-0	A	c66,000
November	2	W	Georgia Tech26-6	A	22,000
November	9	W	Drake (at Soldier Field)19-7	N	50,000
November	16	W	USC (at Soldier Field)13-12	N*	c112,912
November	23	W	Northwestern26-6	A	c50,000
November	30	W	Army (at Yankee Stadium)7-0	N	c79,408
			Total Points/Attendance145-38		551,112

No home games; Notre Dame Stadium was under construction

*Paid attendance: 99,351

1930

Coach: Knute Rockne		Captain: Tom Conley		Record: 10-0-0		
October	4	W	SMU (4:00)20-14	H	14,751
October	11	W	Navy@26-2	H	40,593
October	18	W	Carnegie Tech21-6	H	30,009
October	25	W	Pittsburgh35-19	A	c66,586
November	1	W	Indiana27-0	H	11,113
November	8	W	Pennsylvania60-20	A	c75,657
November	15	W	Drake28-7	H	10,106
November	22	W	Northwestern14-0	A	c44,648
November	29	W	Army (R-S)(3:30) (at Soldier Field)7-6	N*	c110,000
December	6	W	USC27-0	A	c73,967
			Total Points/Attendance265-74		477,430

@Dedication of Notre Dame Stadium *Paid attendance: 103,310

THE HUNK ANDERSON YEARS – 3 SEASONS: 16-9-2 (.630)

1931

Coach: Heartley (Hunk) Anderson		Captain: Tommy Yarr		Record: 6-2-1		
October	3	W	Indiana25-0	A	12,098
October	10	T	Northwestern (R) (at Soldier Field)0-0	N	65,000
October	17	W	Drake63-0	H	23,835
October	24	W	Pittsburgh25-12	H	37,394
October	31	W	Carnegie Tech19-0	A	42,271
November	7	W	Pennsylvania49-0	H	39,173
November	14	W	Navy (at Baltimore)20-0	N	56,861
November	21	L	USC (1:00)14-16	H	*50,731
November	28	L	Army (at Yankee Stadium)0-12	N	c78,559
			Total Points/Attendance215-40		405,922

*First capacity crowd in Notre Dame Stadium

1932

Coach: Heartley (Hunk) Anderson		Captain: Paul Host		Record: 7-2-0		
October	8	W	Haskell73-0	H	8,369
October	15	W	Drake62-0	H	6,663
October	22	W	Carnegie Tech42-0	H	16,015
October	29	L	Pittsburgh0-12	A	55,616
November	5	W	Kansas24-6	A	18,062
November	12	W	Northwestern21-0	H	31,853
November	19	W	Navy (at Cleveland)12-0	N	61,122
November	26	W	Army (at Yankee Stadium)21-0	N	c78,115
December	10	L	USC0-13	A	c93,924
			Total Points/Attendance255-31		369,739

1933

Coach: Heartley (Hunk) Anderson		Captains: Hugh Devore & Tom Gorman		Record: 3-5-1		
October	7	T	Kansas0-0	H	9,221
October	14	W	Indiana12-2	A	15,152
October	21	L	Carnegie Tech0-7	A	45,890
October	28	L	Pittsburgh0-14	H	16,627
November	4	L	Navy (at Baltimore)0-7	N	34,579
November	11	L	Purdue0-19	H	27,476
November	18	W	Northwestern7-0	A	31,182
November	25	L	USC0-19	H	25,037
December	2	W	Army (at Yankee Stadium)13-12	N	c73,594
			Total Points/Attendance32-80		278,758

THE ELMER LAYDEN YEARS – 7 SEASONS: 47-13-3 (.770)

1934

Coach: Elmer Layden		Captain: Dom Vairo		Record: 6-3-0	
October	6	L	Texas	6-7	H 20,353
October	13	W	Purdue	18-7	H 34,263
October	20	W	Carnegie Tech (R)	13-0	H 11,242
October	27	W	Wisconsin	19-0	H 25,354
November	3	L	Pittsburgh	0-19	A 56,556
November	10	L	Navy (R) (at Cleveland)	6-10	N 54,571
November	17	W	Northwestern	20-7	A 38,413
November	24	W	Army (4:00) (at Yankee Stadium)	12-6	N c78,757
December	8	W	USC	14-0	A 45,568
Total Points/Attendance				108-56	365,077

1935

Coach: Elmer Layden		Captain: *Joe Sullivan		Record: 7-1-1	
September	28	W	Kansas	28-7	H 11,102
October	5	W	Carnegie Tech	14-3	A 27,542
October	12	W	Wisconsin	27-0	A 19,863
October	19	W	Pittsburgh (3:00)	9-6	H 39,989
October	26	W	Navy (at Baltimore)	14-0	N c57,810
November	2	W	Ohio State (0:32)	18-13	A c81,018
November	9	L	Northwestern (R)	7-14	H 34,430
November	16	T	Army (0:29-ND) (at Yankee Stadium)	6-6	N c78,114
November	23	W	USC	20-13	H 38,305
Total Points/Attendance				143-62	388,173

**Died from complications of pneumonia, March 1935*

1936

Coach: Elmer Layden		Captains: *Bill Smith and John Lautar		Record: 6-2-1	
October	3	W	Carnegie Tech	21-7	H 15,673
October	10	W	Washington (St. Louis)	14-6	H 9,879
October	17	W	Wisconsin (R)	27-0	H 16,423
October	24	L	(7) Pittsburgh (9)	0-26	A c66,622
October	31	W	Ohio State (R)	7-2	H 50,017
November	7	L	(13) Navy (at Baltimore)	0-3	N 51,126
November	14	W	Army (at Yankee Stadium)	20-6	N c74,423
November	21	W	(11) Northwestern (1)	26-6	H 52,131
December	5	T	(9) USC	13-13	A 71,201
Total Points/Attendance				128-69	407,495

**Captain-elect Smith resigned his captaincy because of illness and Lautar was elected acting captain.*

1937

Coach: Elmer Layden		Captain: Joe Zwiers		Record: 6-2-1	
October	2	W	Drake	21-0	H 14,955
October	9	T	Illinois	0-0	A 42,253
October	16	L	Carnegie Tech	7-9	A 30,418
October	23	W	Navy (5) (2:00)	9-7	H 45,000
October	30	W	Minnesota (4)	7-6	A c63,237
November	6	L	(12) Pittsburgh (3)	6-21	H c54,309
November	13	W	(18) Army (R) (at Yankee Stadium)	7-0	N c76,359
November	20	W	(12) Northwestern	7-0	A 42,573
November	27	W	(9) USC (1:45)	13-6	H 28,920
Total Points/Attendance				77-49	398,024

1938

Coach: Elmer Layden		Captain: Jim McGoldrick		Record: 8-1-0	
October	1	W	Kansas	52-0	H 25,615
October	8	W	Georgia Tech	14-6	A 26,533
October	15	W	Illinois	14-6	H 29,142
October	22	W	(5) Carnegie Tech (13)	7-0	H 25,934
October	29	W	(7) Army (at Yankee Stadium)	19-7	N c76,338
November	5	W	(4) Navy (R) (at Baltimore)	15-0	N 58,271
November	12	W	(2) *Minnesota (12)	19-0	H c55,245
November	19	W	(1) Northwestern (16)	9-7	A c46,348
December	3	L	(1) USC (8)	0-13	A c97,146
Total Points/Attendance				149-39	440,572

**Notre Dame's 300th victory*

1939

Coach: Elmer Layden		Captain: Johnny Kelly		Record: 7-2-0	
September	30	W	Purdue	3-0	H 31,341
October	7	W	Georgia Tech	17-14	H 17,322
October	14	W	SMU	20-19	H 29,730
October	21	W	(2) Navy (at Cleveland)	14-7	N c78,257
October	28	W	(2) Carnegie Tech (5)	7-6	A c61,420
November	4	W	(4) Army (at Yankee Stadium)	14-0	N c75,632
November	11	L	(3) Iowa	6-7	A c42,380
November	18	W	(9) Northwestern (3:30)	7-0	H 49,204
November	25	L	(7) USC (4)	12-20	H c54,799
Total Points/Attendance				100-73	440,085

1940

Coach: Elmer Layden		Captain: Milt Piepul		Record: 7-2-0	
October	5	W	Col. of Pacific	25-7	H 22,670
October	12	W	Georgia Tech	26-20	H 32,492
October	19	W	(6) Carnegie Tech	61-0	H 29,515
October	26	W	(2) Illinois	26-0	A c68,578
November	2	W	(2) Army (R) (at Yankee Stadium)	7-0	N c75,474
November	9	W	(7) Navy (4:00) (at Baltimore)	13-7	N c61,579
November	16	L	(7) Iowa (5:00)	0-7	H 45,960
November	23	L	(14) Northwestern (10)	0-20	A c46,273
December	7	W	USC	10-6	A 85,808
Total Points/Attendance				168-67	468,349

THE FRANK LEAHY YEARS – 11 SEASONS: 87-11-9 (.855)

1941

Coach: Frank Leahy		Captain: Paul Lillis		Record: 8-0-1	
September	27	W	Arizona	38-7	H 19,567
October	4	W	Indiana (R)	19-6	H 34,713
October	11	W	Georgia Tech	20-0	A c28,986
October	18	W	(8) Carnegie Tech (R)	16-0	A 17,208
October	25	W	(7) Illinois	49-14	H 34,896
November	1	T	(6) Army (R) (14) (at Yankee Stadium)	0-0	N c75,226
November	8	W	(7) Navy (6) (at Baltimore)	20-13	N c62,074
November	15	W	(5) Northwestern (8)	7-6	A c46,211
November	22	W	(4) USC	20-18	H c54,967
Total Points/Attendance				189-64	373,848

1942

Coach: Frank Leahy		Captain: George Murphy		Record: 7-2-2	
September	26	T	Wisconsin	7-7	A 23,243
October	3	L	Georgia Tech	6-13	H 20,545
October	10	W	Stanford	27-0	H 22,374
October	17	W	Iowa Pre-Flight	28-0	H 26,800
October	24	W	(8) Illinois (5)	21-14	A 43,476
October	31	W	(4) Navy (R) (at Cleveland)	9-0	N 66,699
November	7	W	(4) Army (19) (at Yankee Stadium)	13-0	N c74,946
November	14	L	(4) Michigan (6)	20-32	H c54,379
November	21	W	(8) Northwestern	27-20	H 26,098
November	28	W	(8) USC (14)	13-0	A 94,519
December	5	T	(6) Great Lakes (S) (at Soldier Field)	13-13	N 19,225
Total Points/Attendance				184-99	472,304

1943

Coach: Frank Leahy		Captain: Pat Filley		Record: 9-1-0	
September	25	W	Pittsburgh	41-0	A 43,437
October	2	W	Georgia Tech	55-13	H 26,497
October	9	W	(1) Michigan (2)	35-12	A c86,408
October	16	W	(1) Wisconsin	50-0	A 16,235
October	23	W	(1) Illinois (R)	47-0	H 24,676
October	30	W	(1) Navy (3) (at Cleveland)	33-6	N c77,900
November	6	W	(1) Army (3) (at Yankee Stadium)	26-0	N c75,121
November	13	W	(1) Northwestern (8)	25-6	A c49,124
November	20	W	(1) Iowa Pre-Flight (2)	14-13	H 39,446
November	27	L	(1) Great Lakes (0:33)	14-19	A c23,000
Total Points/Attendance				340-69	461,844

1944

Coach: Ed McKeever		Captain: Pat Filley		Record: 8-2-0	
September	30	W	Pittsburgh	58-0	A 46,069
October	7	W	Tulane	26-0	H 32,909
October	14	W	(1) Dartmouth (R) (at Fenway Park)	64-0	N c38,167
October	21	W	(1) Wisconsin	28-13	H 36,086
October	28	W	(1) Illinois (14)	13-7	A 57,122
November	4	L	(2) Navy (6) (at Baltimore)	13-32	N c60,938
November	11	L	(5) Army (1) (at Yankee Stadium)	0-59	N c75,142
November	18	W	(11) Northwestern	21-0	H 39,701
November	25	W	(18) Georgia Tech (10)	21-0	A 28,662
December	2	W	(9) Great Lakes (12)	28-7	H 36,900
Total Points/Attendance				272-118	451,696

1945

Coach: Hugh Devore		Captain: Frank Dancewicz		Record: 7-2-1	
September	29	W	Illinois	7-0	H 41,569
October	6	W	Georgia Tech	40-7	A 30,157
October	13	W	(3) Dartmouth	34-0	H 34,645
October	20	W	(3) Pittsburgh	39-9	A c57,542
October	27	W	(2) Iowa	56-0	H 42,841
November	3	T	(2) Navy (3) (at Cleveland)	6-6	N c82,020
November	10	L	(2) Army (1) (at Yankee Stadium)	0-48	N c74,621
November	17	W	(7) Northwestern	34-7	A c46,294
November	24	W	(5) Tulane	32-6	A 51,368
December	1	L	(5) Great Lakes	7-39	A c23,000
Total Points/Attendance				255-122	484,057

1946

Coach: Frank Leahy		Captains: Game-by-Game		Record: 8-0-1	
September	28	W	Illinois	26-6	A c75,119
October	5	W	Pittsburgh	33-0	H 50,350
October	12	W	(3) Purdue	49-6	H c55,452
October	26	W	(2) Iowa (17)	41-6	A 52,311
November	2	W	(2) Navy (at Baltimore)	28-0	N c63,909
November	9	T	(2) Army (1) (at Yankee Stadium)	0-0	N c74,121
November	16	W	(2) Northwestern (R)	27-0	H c56,000
November	23	W	(2) Tulane	41-0	A 65,841
November	30	W	(2) USC (16)	26-6	H c55,298
Total Points/Attendance				271-24	548,401

1947

Coach: Frank Leahy		Captain: George Connor		Record: 9-0-0	
October	4	W	Pittsburgh	40-6	A c64,333
October	11	W	(1) Purdue	22-7	A 42,000
October	18	W	(2) Nebraska	31-0	H c56,000
October	25	W	(2) Iowa	21-0	H c56,000
November	1	W	(1) Navy (at Cleveland)	27-0	N c84,070
November	8	W	(1) Army (9)	27-7	H c59,171
November	15	W	(1) Northwestern (R)	26-19	A c48,000
November	22	W	(2) Tulane	59-6	H c57,000
December	6	W	(1) USC (3)	38-7	A c104,953
Total Points/Attendance				291-52	571,527

1948

Coach: Frank Leahy		Captain: Bill Fischer		Record: 9-0-1	
September	25	W	Purdue	28-27	H c\$9,343
October	2	W	Pittsburgh	40-0	A c\$4,000
October	9	W	(1) Michigan State	26-7	H c\$8,126
October	16	W	(2) Nebraska	44-13	A c\$8,000
October	23	W	(2) Iowa	27-12	A c\$3,000
October	30	W	(2) Navy (at Baltimore)	41-7	N c\$3,314
November	6	W	(1) Indiana (R)	42-6	A c\$4,000
November	13	W	(2) Northwestern (8)	12-7	H c\$9,305
November	27	W	(2) Washington	46-0	H c\$5,609
December	4	T	(2) USC (0:35-ND)	14-14	A c\$100,571
Total Points/Attendance				320-93	580,268

1949

Coach: Frank Leahy		Captains: Leon Hart and Jim Martin		Record: 10-0-0	
September	24	W	Indiana	49-6	H 53,844
October	1	W	Washington	27-7	A c\$41,500
October	8	W	(2) Purdue	35-12	A c\$2,000
October	15	W	(1) Tulane (4)	46-7	H c\$8,196
October	29	W	(1) Navy (at Baltimore)	40-0	N c\$62,000
November	5	W	(1) Michigan State (10)	34-21	A c\$1,277
November	12	W	(1) North Carolina (at Yankee Stadium)	42-6	N c\$67,000
November	19	W	(1) Iowa	28-7	H c\$6,790
November	26	W	(1) USC (17)	32-0	H c\$7,214
December	3	W	(1) SMU	27-20	A 75,457
Total Points/Attendance				360-86	575,278

1950

Coach: Frank Leahy		Captain: Jerry Groom		Record: 4-4-1	
September	30	W	(1) North Carolina (2:40) (20)	14-7	H c\$6,430
October	7	L	(1) Purdue (R)	14-28	H c\$6,746
October	14	W	(10) Tulane	13-9	A 73,159
October	21	L	(11) Indiana	7-20	A c\$4,000
October	28	L	Michigan State (15)	33-36	H c\$7,866
November	4	W	Navy (R-S) (at Cleveland)	19-10	N 71,074
November	11	W	Pittsburgh	18-7	H c\$6,966
November	18	T	Iowa	14-14	A c\$2,863
December	2	L	USC	7-9	A 70,177
Total Points/Attendance				139-140	529,281

1951

Coach: Frank Leahy		Captain: Jim Mutscheller		Record: 7-2-1	
September	29	W	(14) Indiana	48-6	H 55,790
October	5	W	(5) Detroit (NT) (at Briggs Stadium, Detroit)	40-6	N 52,331
October	13	L	(5) SMU	20-27	H c\$8,240
October	20	W	Pittsburgh	33-0	A c\$6,127
October	27	W	(15) Purdue	30-9	H c\$7,890
November	3	W	(13) Navy (at Baltimore)	19-0	N 44,237
November	10	L	(11) Michigan State (5)	0-35	A c\$1,296
November	17	W	*North Carolina	12-7	A c\$4,500
November	24	T	Iowa (0:55-ND)	20-20	H 40,685
December	1	W	USC (R) (20)	19-12	A 55,783
Total Points/Attendance				241-122	520,879

*Notre Dame's 400th victory

1952

Coach: Frank Leahy		Captain: Jack Alessandrini		Record: 7-2-1	
September	27	T	(10) Pennsylvania (12)	7-7	A c\$74,518
October	4	W	(19) Texas (5)	14-3	A c\$67,666
October	11	L	(8) Pittsburgh	19-22	H 45,507
October	18	W	Purdue (9)	26-14	A 49,000
October	25	W	(16) North Carolina	34-14	H 54,338
November	1	W	(13) Navy (at Cleveland)	17-6	N 61,927
November	8	W	(10) Oklahoma (4)	27-21	H c\$7,446
November	15	L	(6) Michigan State (1)	3-21	A c\$2,472
November	22	W	(9) Iowa	27-0	A 46,600
November	29	W	(7) USC (2)	9-0	H c\$8,394
Total Points/Attendance				183-108	567,868

1953

Coach: Frank Leahy		Captain: Don Penza		Record: 9-0-1	
September	26	W	(1) Oklahoma (6)	28-21	A c\$9,500
October	3	W	(1) Purdue	37-7	A 49,135
October	17	W	(1) Pittsburgh (15)	23-14	H c\$7,998
October	24	W	(1) Georgia Tech (4)	27-14	H c\$8,254
October	31	W	(1) Navy (20)	38-7	H c\$8,154
November	7	W	(1) Pennsylvania	28-20	A c\$7,711
November	14	W	(1) North Carolina	34-14	A c\$3,000
November	21	T	(1) Iowa (0:06-ND) (20)	14-14	H c\$6,478
November	28	W	(2) USC (20)	48-14	A 97,952
December	5	W	(2) SMU	40-14	H 55,522
Total Points/Attendance				317-139	610,704

THE TERRY BRENNAN YEARS – 5 SEASONS: 32-18-0 (.640)

1954

Coach: Terry Brennan		Captains: Paul Matz and Dan Shannon		Record: 9-1-0	
September	25	W	(2) Texas (4)	21-0	H c\$7,594
October	2	L	(1) Purdue (19)	14-27	H c\$8,250
October	9	W	(8) Pittsburgh	33-0	A c\$60,114
October	16	W	(8) Michigan State (R)	20-19	H c\$7,238
October	30	W	(6) Navy (15) (at Baltimore)	6-0	N c\$60,000
November	6	W	(5) Pennsylvania	42-7	A 61,189
November	13	W	(5) North Carolina	42-13	H 55,410
November	20	W	(4) Iowa (19)	34-18	A c\$6,576
November	27	W	(4) USC (R)(5:57) (17)	23-17	H c\$6,438
December	4	W	(4) SMU	26-14	A c\$75,501
Total Points/Attendance				261-115	598,310

1955

Coach: Terry Brennan		Captain: Ray Lemek		Record: 8-2-0	
September	24	W	(11) SMU	17-0	H c\$6,454
October	1	W	(4) Indiana	19-0	H c\$6,494
October	7	W	(5) Miami (Fla.)(NT) (15)	14-0	A c\$75,685
October	15	L	(4) Michigan State (13)	7-21	A c\$2,007
October	22	W	(11) Purdue	22-7	A c\$5,000
October	29	W	(9) Navy (R) (4)	21-7	H c\$9,475
November	5	W	(6) Pennsylvania	46-14	A c\$5,226
November	12	W	(5) North Carolina	27-7	A 38,000
November	19	W	(4) Iowa (2:15)	17-14	H c\$9,955
November	26	L	(5) USC	20-42	A 94,892
Total Points/Attendance				210-112	593,188

1956

Coach: Terry Brennan		Captain: Jim Morse		Record: 2-8-0	
September	22	L	(3) SMU (NT)(1:50)	13-19	A 61,000
October	6	W	(17) Indiana	20-6	H c\$8,372
October	13	L	(18) Purdue	14-28	H c\$8,778
October	20	L	Michigan State (2)	14-47	H c\$9,378
October	27	L	Oklahoma (1)	0-40	H c\$6,128
November	3	L	Navy (R) (at Baltimore)	7-33	N 57,773
November	10	L	Pittsburgh (20)	13-26	A c\$8,697
November	17	W	North Carolina (1:16)	21-14	H c\$6,793
November	24	L	Iowa (3)	8-48	A c\$6,632
December	1	L	USC (17)	20-28	A 64,538
Total Points/Attendance				130-289	592,089

1957

Coach: Terry Brennan		Captains: Dick Prendergast and Ed Sullivan		Record: 7-3-0	
September	28	W	Purdue	12-0	A c\$2,108
October	5	W	(16) Indiana	26-0	H 54,026
October	12	W	(12) Army (10) (at Philadelphia)	23-21	N 95,000
October	26	W	(7) Pittsburgh	13-7	H c\$8,775
November	2	L	(5) Navy (R) (16)	6-20	H c\$8,922
November	9	L	(15) Michigan State (4)	6-34	A c\$75,391
November	16	W	Oklahoma (3:50) (2)	7-0	A c\$6,170
November	23	L	(9) Iowa (8)	13-21	H c\$8,734
November	30	W	(12) USC (5)	40-12	H 54,793
December	7	W	(10) SMU	54-21	A 51,000
Total Points/Attendance				200-136	621,919

1958

Coach: Terry Brennan		Captains: Al Ecuyer and Chuck Puntillo		Record: 6-4-0	
September	27	W	(5) Indiana	18-0	H 49,347
October	4	W	(7) SMU (17)	14-6	A 61,500
October	11	L	(4) Army	2-14	H c\$60,564
October	18	W	(12) Duke	9-7	H c\$9,068
October	25	L	(11) Purdue (R) (15)	22-29	H c\$9,563
November	1	W	Navy (15) (at Baltimore)	40-20	N c\$7,773
November	8	L	(14) Pittsburgh (0:11)	26-29	A 55,330
November	15	W	North Carolina (11)	34-24	H c\$6,839
November	22	L	(15) Iowa (6)	21-31	A c\$8,230
November	29	W	(18) USC	20-13	A 66,903
Total Points/Attendance				206-173	585,117

THE JOE KUCHARICH YEARS – 4 SEASONS: 17-23 (.425)

1959

Coach: Joe Kuharich		Captain: Ken Adamson		Record: 5-5-0	
September	26	W	North Carolina (R)	28-8	H 56,746
October	3	L	(8) Purdue	7-28	A c\$0,362
October	10	W	California	28-6	A 68,500
October	17	L	Michigan State	0-19	A 73,480
October	24	L	Northwestern (R) (2)	24-30	H c\$9,078
October	31	W	Navy (0:32)	25-22	H c\$8,652
November	7	L	Georgia Tech (4:27) (19)	10-14	H c\$8,575
November	14	L	Pittsburgh (R)	13-28	A 52,337
November	21	W	Iowa (3:25) (16)	20-19	A c\$8,500
November	28	W	USC (7)	16-6	H 48,684
Total Points/Attendance				171-180	584,914

1960

Coach: Joe Kuharich		Captain: Myron Pottios		Record: 2-8-0	
September	24	W	California	21-7	H 49,286
October	1	L	(12) Purdue	19-51	H c\$9,235
October	8	L	North Carolina (R)	7-12	A 41,000
October	15	L	Michigan State (14)	0-21	H c\$9,133
October	22	L	Northwestern	6-7	A c\$5,682
October	29	L	Navy (R) (4) (at Philadelphia)	7-14	N 63,000
November	5	L	Pittsburgh (14)	13-20	H 55,696
November	12	L	Miami (Fla.)(NT)	21-28	A 58,062
November	19	L	Iowa	0-28	H 45,000
November	26	W	USC (R)	17-0	A 54,146
Total Points/Attendance				111-188	540,240

1961

Coach: Joe Kuharich		Captains: Norb Roy and Nick Buoniconti		Record: 5-5-0	
September	30	W	Oklahoma	19-6	H 55,198
October	7	W	Purdue	22-20	A c\$1,295
October	14	W	(8) USC	30-0	H 50,427
October	21	L	(6) Michigan State (1)	7-17	A c\$76,132
October	28	L	(8) Northwestern	10-12	H c\$9,075
November	4	L	Navy	10-13	H c\$9,075
November	11	W	Pittsburgh	26-20	A 50,527
November	18	W	Syracuse (0:00) (10)	17-15	H 49,246
November	25	L	Iowa	21-42	A c\$8,000
December	2	L	Duke	13-37	A 35,000
Total Points/Attendance				175-182	543,975

1962

Coach: Joe Kuharich **Captain:** Mike Lind **Record:** 5-5-0

September	29	W	Oklahoma13-7	A	c60,500
October	6	L	Purdue6-24	H	*c61,296
October	13	L	Wisconsin8-17	A	c61,098
October	20	L	Michigan State (R)7-31	H	c60,116
October	27	L	Northwestern (3)6-35	A	c55,752
November	3	W	Navy (R) (at Philadelphia)20-12	N	35,000
November	10	W	Pittsburgh43-22	H	52,215
November	17	W	North Carolina21-7	H	35,553
November	24	W	Iowa35-12	H	42,653
December	1	L	USC (1)0-25	A	81,676
Total Points/Attendance						159-192 545,859

*Notre Dame Stadium record

1963

Coach: Hugh Devore **Captain:** Bob Lehmann **Record:** 2-7-0

September	28	L	Wisconsin (1:07) (6)9-14	H	56,806
October	5	L	Purdue6-7	A	c51,723
October	12	W	USC (6:28) (7)17-14	H	c59,135
October	19	W	UCLA27-12	H	42,948
October	26	L	Stanford14-24	A	55,000
November	2	L	Navy (4)14-35	H	c59,362
November	9	L	Pittsburgh (8)7-27	H	41,306
November	16	L	Michigan State (4)7-12	A	70,128
November	23	L	Iowa*	A	
November	28	L	Syracuse (3:28) (at Yankee Stadium)7-14	N	56,972
Total Points/Attendance						108-159 493,380

*Game cancelled because of the death of President John F. Kennedy

THE ARA PARSEGHIAN YEARS – 11 SEASONS: 95-17-4 (.836)

1964

Coach: Ara Parseghian **Captain:** Jim Carroll **Record:** 9-1-0

September	26	W	Wisconsin (R)31-7	A	c64,398
October	3	W	(9) Purdue34-15	H	c59,611
October	10	W	(6) Air Force34-7	A	c44,384
October	17	W	(4) UCLA24-0	H	58,335
October	24	W	(2) Stanford28-6	H	56,721
October	31	W	(2) Navy (at Philadelphia)40-0	N	66,752
November	7	W	(1) Pittsburgh17-15	A	56,628
November	14	W	(1) Michigan State34-7	H	c59,265
November	21	W	(1) Iowa28-0	H	c59,135
November	28	L	(1) USC (1:33)17-20	A	83,840
Total Points/Attendance						287-77 609,069

1965

Coach: Ara Parseghian **Captain:** Phil Sheridan **Record:** 7-2-1

September	18	W	(3) California48-6	A	53,000
September	25	L	(1) Purdue (6)21-25	A	c61,291
October	2	W	(8) Northwestern38-7	H	c59,273
October	9	W	(7) Army (NT) (at Shea Stadium)17-0	N	c61,000
October	23	W	(7) USC (R) (4)28-7	H	c59,235
October	30	W	(4) Navy29-3	H	c59,206
November	6	W	(4) Pittsburgh69-13	A	c57,169
November	13	W	(4) North Carolina17-0	H	c59,216
November	20	L	(4) Michigan State (1)3-12	H	c59,291
November	27	T	(6) Miami (Fla.) (NT)0-0	A	68,077
Total Points/Attendance						270-73 596,758

1966

Coach: Ara Parseghian **Captain:** Jim Lynch **Record:** 9-0-1

September	24	W	(6) Purdue (8)26-14	H	c59,075
October	1	W	(4) Northwestern35-7	A	c55,356
October	8	W	(3) Army35-0	H	c59,075
October	15	W	(2) North Carolina32-0	H	c59,075
October	22	W	(1) Oklahoma (10)38-0	A	c63,439
October	29	W	(1) Navy (at Philadelphia)31-7	N	70,101
November	5	W	(1) Pittsburgh40-0	H	c59,075
November	12	W	(1) Duke64-0	H	c59,075
November	19	T	(1) Michigan State (2)10-10	A	c80,011
November	26	W	(1) USC (10)51-0	A	88,520
Total Points/Attendance						362-38 652,802

1967

Coach: Ara Parseghian **Captain:** Bob (Rocky) Bleier **Record:** 8-2-0

September	23	W	(1) California41-8	H	c59,075
September	30	L	(1) Purdue (10)21-28	A	c62,316
October	7	W	(6) Iowa56-6	H	c59,075
October	14	L	(5) USC (1)7-24	H	c59,075
October	21	W	Illinois47-7	A	c71,227
October	28	W	Michigan State24-12	H	c59,075
November	4	W	(10) Navy43-14	H	c59,075
November	11	W	(9) Pittsburgh38-0	A	54,075
November	18	W	(9) *Georgia Tech36-3	A	c60,024
November	24	W	(6) Miami (Fla.) (NT)24-22	A	c77,265
Total Points/Attendance						337-124 620,282

*Notre Dame's 500th victory

1968

Coach: Ara Parseghian **Captains:** George Kunz and Bob Olson **Record:** 7-2-1

September	21	W	(3) Oklahoma (5)45-21	H	c59,075
September	28	L	(2) Purdue (1)22-37	H	c59,075
October	5	W	(5) Iowa51-28	A	58,043
October	12	W	(5) Northwestern27-7	H	c59,075
October	19	W	(6) Illinois58-8	H	c59,075
October	26	L	(5) Michigan State17-21	A	c77,339
November	2	W	(12) Navy (at Philadelphia)45-14	N	63,738

November	9	W	(12) Pittsburgh56-7	H	c59,075
November	16	W	(9) Georgia Tech34-6	H	c59,075
November	30	T	(9) USC (2)21-21	A	82,659
Total Points/Attendance						376-170 636,229

1969

Coach: Ara Parseghian **Captains:** Bob Olson and Mike Oriard **Record:** 8-2-1

September	20	W	(11) Northwestern35-10	H	c59,075
September	27	L	(9) Purdue (16)14-28	A	c68,179
October	4	W	Michigan State (14)42-28	H	c59,075
October	11	W	(15) Army (at Yankee Stadium)45-0	N	c63,786
October	18	T	(11) USC (3)14-14	H	c59,075
October	25	W	(12) Tulane (NT)37-0	A	40,250
November	1	W	(10) Navy47-0	H	c59,075
November	8	W	(8) Pittsburgh (R)49-7	A	44,084
November	15	W	(9) Georgia Tech (NT)38-20	A	41,104
November	22	W	(8) Air Force13-6	H	c59,075
Total Points/Attendance						334-113 552,778

COTTON BOWL

January	1	L	(9) Texas (1:08) (1) (at Dallas)17-21	N	c73,000
---------	---	---	----------------------------------	------------	---	---------

1970

Coach: Ara Parseghian **Captains:** Larry DiNardo and Tim Kelly **Record:** 10-1-0

September	19	W	(6) Northwestern35-14	A	50,049
September	26	W	(6) Purdue48-0	H	c59,075
October	3	W	(4) Michigan State29-0	A	c76,103
October	10	W	(3) Army51-10	H	c59,075
October	17	W	(3) Missouri (18)24-7	A	c64,200
October	31	W	(3) Navy (at Philadelphia)56-7	N	45,226
November	7	W	(2) Pittsburgh46-14	H	c59,075
November	14	W	(1) Georgia Tech (6:28)10-7	H	c59,075
November	21	W	(2) LSU (2:54) (7)3-0	H	c59,075
November	28	L	(4) USC (R)28-38	A	64,694
Total Points/Attendance						330-97 595,647

COTTON BOWL

January	1	W	(6) Texas (1) (at Dallas)24-11	N	c73,000
---------	---	---	---------------------------	------------	---	---------

1971

Coach: Ara Parseghian **Captains:** Walt Patulski and Tom Gatewood **Record:** 8-2-0

September	18	W	(2) Northwestern50-7	H	c59,075
September	25	W	(2) Purdue (2:58)(R)8-7	A	c69,765
October	2	W	(4) Michigan State14-2	H	c59,075
October	9	W	(7) Miami (Fla.) (NT)17-0	A	c66,039
October	16	W	(7) North Carolina16-0	H	c59,075
October	23	L	(6) USC14-28	H	c59,075
October	30	W	(12) Navy21-0	H	c59,075
November	6	W	(8) Pittsburgh56-7	A	55,528
November	13	W	(8) Tulane21-7	H	c59,075
November	20	L	(7) LSU (NT) (14)8-28	A	c66,936
Total Points/Attendance						225-86 612,718

1972

Coach: Ara Parseghian **Captains:** John Dampeer and Greg Marx **Record:** 8-3-0

September	23	W	(13) Northwestern37-0	A	c55,155
September	30	W	(10) Purdue35-14	H	c59,075
October	7	W	(7) Michigan State16-0	A	c77,828
October	14	W	(7) Pittsburgh42-16	H	c59,075
October	21	L	(8) Missouri (R)26-30	H	c59,075
October	28	W	(13) TCU21-0	H	c59,075
November	4	W	(12) Navy (at Philadelphia)42-23	N	43,089
November	11	W	(12) Air Force21-7	A	c48,671
November	18	W	(10) Miami (Fla.)20-17	H	c59,075
December	2	L	(10) USC (1)23-45	A	75,243
Total Points/Attendance						283-152 595,361

ORANGE BOWL

January	1	L	(12) Nebraska (NT) (9) (at Miami)6-40	N	c80,010
---------	---	---	-----------------------------------	-----------	---	---------

1973

Coach: Ara Parseghian **Captains:** Dave Casper, Frank Pomerico and Mike Townsend **Record:** 11-0-0

September	22	W	(8) Northwestern44-0	H	c59,075
September	29	W	(7) Purdue20-7	A	c69,391
October	6	W	(8) Michigan State14-10	H	c59,075
October	13	W	(9) Rice (NT)28-0	A	50,321
October	20	W	(8) Army62-3	A	c42,503
October	27	W	(8) USC (R) (6)23-14	H	c59,075
November	3	W	(5) Navy44-7	H	c59,075
November	10	W	(5) Pittsburgh (S) (20)31-10	A	c56,593
November	22	W	(5) Air Force48-15	H	57,236
December	1	W	(5) Miami (Fla.) (NT)44-0	A	42,968
Total Points/Attendance						358-66 555,312

SUGAR BOWL

December	31	W	(3) Alabama (4:26) (NT) (1) (at New Orleans)24-23	N	c85,161
----------	----	---	--	------------	---	---------

1974

Coach: Ara Parseghian **Captains:** Tom Clements and Greg Collins **Record:** 10-2-0

September 9	W	(2) Georgia Tech (NT)	31-7	A	45,228
September 21	W	(1) Northwestern	49-3	A	c55,000
September 28	L	(2) Purdue (R)	20-31	H	c59,075
October 5	W	(7) Michigan State	19-14	A	c77,431
October 12	W	(6) Rice (3:08)	10-3	H	c59,075
October 19	W	(7) Army (S)	48-0	H	c59,075
October 26	W	(7) Miami (Fla.)	38-7	H	c59,075
November 2	W	(7) Navy (at Philadelphia)	14-6	N	48,634
November 16	W	(5) Pitt (R)(2:49) (17)	14-10	H	c59,075
November 23	W	(5) Air Force (R)	38-0	H	c59,075
November 30	L	(5) USC (6)	24-55	A	83,522
Total Points/Attendance					305-136 664,265

ORANGE BOWL

January 1 W (9) Alabama (NT) (U) (2) (at Miami) 13-11 N 71,801

THE DAN DEVINE YEARS – 6 SEASONS: 53-16-1 (.764)

1975

Coach: Dan Devine **Captains:** Ed Bauer and Jim Stock **Record:** 8-3-0

September 15	W	(9) Boston College (NT) (at Foxboro)	17-3	N	c61,501
September 20	W	(9) Purdue	17-0	A	c69,795
September 27	W	(7) Northwestern	31-7	H	c59,075
October 4	L	(8) Michigan State (3:50)	3-10	H	c59,075
October 11	W	(15) North Carolina (1:03)	21-14	A	c49,500
October 18	W	(15) Air Force (3:23)	31-30	A	43,204
October 25	L	(14) USC (3)	17-24	H	c59,075
November 1	W	(15) Navy (R)	31-10	H	c59,075
November 8	W	(12) Georgia Tech	24-3	H	c59,075
November 15	L	(9) Pittsburgh	20-34	A	c56,480
November 22	W	Miami (Fla.) (NT)	32-9	A	24,944
Total Points/Attendance					244-144 600,799

1976

Coach: Dan Devine **Captains:** Mark McLane and Willie Fry **Record:** 9-3-0

September 11	L	(11) Pittsburgh (9)	10-31	H	c59,075
September 18	W	Purdue (1:39)	23-0	H	c59,075
September 25	W	Northwestern	48-0	A	44,396
October 2	W	(18) Michigan State	24-6	A	c77,081
October 16	W	(14) Oregon	41-0	H	c59,075
October 23	W	(12) South Carolina (19)	13-6	A	c56,721
October 30	W	(11) Navy (at Cleveland)	27-21	N	61,172
November 6	L	(11) Georgia Tech	14-23	A	50,079
November 13	W	(18) Alabama (10)	21-18	H	c59,075
November 20	W	(13) Miami (Fla.)	40-27	H	c59,075
November 27	L	(13) USC (3)	13-17	A	76,561
Total Points/Attendance					274-149 661,925

GATOR BOWL

December 27 W (15) Penn State (NT) (20) (at Jacksonville) 20-9 N 67,827

1977

Coach: Dan Devine **Captains:** Ross Browner, Terry Eurick, Willie Fry and Steve Orsini **Record:** 11-1-0

September 10	W	(3) Pittsburgh (7)	19-9	A	c56,500
September 17	L	(3) Mississippi (3:28) (at Jackson)	13-20	N	c48,200
September 24	W	(11) Purdue (1:39)	31-24	A	c68,966
October 1	W	(14) Michigan State	16-6	H	c59,075
October 15	W	(11) Army (at Giants Stadium)	24-0	N	c72,594
October 22	W	(11) USC (S)	49-19	H	c59,075
October 29	W	(5) Navy	43-10	H	c59,075
November 5	W	(5) Georgia Tech	69-14	H	c59,075
November 12	W	(5) Clemson (15)	21-17	A	c54,189
November 19	W	(6) Air Force	49-0	H	c59,075
December 3	W	(5) Miami (Fla.) (NT)	48-10	A	35,789
Total Points/Attendance					382-129 631,613

COTTON BOWL

January 2 W (5) Texas (1) (at Dallas) 38-10 N c76,701

1978

Coach: Dan Devine **Captains:** Bob Golic, Jerome Heavens and Joe Montana **Record:** 9-3-0

September 9	L	(5) Missouri (12:50)	0-3	H	c59,075
September 23	L	(14) Michigan (S)	14-28	H	c59,075
September 30	W	Purdue	10-6	H	c59,075
October 7	W	Michigan State	29-25	A	c77,087
October 14	W	Pittsburgh (9)	26-17	H	c59,075
October 21	W	(20) Air Force	38-15	A	35,425
October 28	W	(19) Miami (Fla.)	20-0	H	c59,075
November 4	W	(15) Navy (11) (at Cleveland)	27-7	N	63,780
November 11	W	(14) Tennessee	31-14	H	c59,075
November 18	W	(10) Georgia Tech (20)	38-21	A	54,526
November 25	L	(8) USC (0:02) (3)	25-27	A	84,256
Total Points/Attendance					258-163 669,524

COTTON BOWL

January 1 W *(10) Houston (0:00) (9) (at Dallas) 35-34 N 32,500
*Notre Dame's 600th victory

1979

Coach: Dan Devine **Captains:** Vagas Ferguson, Tim Foley and Dave Waymer **Record:** 7-4-0

September 15	W	(9) Michigan (6)	12-10	A	c105,111
September 22	L	(5) Purdue (17)	22-28	A	c70,567
September 29	W	(15) Michigan State (7)	27-3	H	c59,075
October 6	W	(10) Georgia Tech (R)	21-13	H	c59,075
October 13	W	(10) Air Force	38-13	A	34,881

October 20	L	(9) USC (4)	23-42	H	c59,075
October 27	W	(14) South Carolina (-42)	18-17	H	c59,075
November 3	W	(13) Navy	14-0	H	c59,075
November 10	L	(13) Tennessee	18-40	A	c86,489
November 17	L	Clemson (14)	10-16	H	c59,075
November 24	W	Miami (Fla.) (R)	40-15	N*	62,574
Total Points/Attendance					243-197 714,072

*National Olympic Stadium, Tokyo, Japan

1980

Coach: Dan Devine **Captains:** Bob Crable, Tom Gibbons and John Scully **Record:** 9-2-1

September 6	W	(11) Purdue (9)	31-10	H	c59,075
September 20	W	(8) Michigan (0:00) (14)	29-27	H	c59,075
October 4	W	(7) Michigan State	26-21	A	c76,821
October 11	W	(7) Miami (13)	32-14	H	c59,075
October 18	W	(5) Army	30-3	H	c59,075
October 25	W	(4) Arizona (NT)	20-3	A	c56,211
November 1	W	(3) Navy (at Giants Stadium)	33-0	N	c76,891
November 8	T	(1) Georgia Tech (4:44 - ND)	3-3	A	41,266
November 15	W	(6) Alabama (5)	7-0	A*	c78,873
November 22	W	(2) Air Force	24-10	H	c59,075
December 6	L	(2) USC (17)	3-20	A	82,663
Total Points/Attendance					238-111 708,100

SUGAR BOWL

January 1 L (7) Georgia (1) (at New Orleans) 10-17 N c77,895
*Legion Field, Birmingham, Ala.

THE GERRY FAUST YEARS – 5 SEASONS: 30-26-1 (.535)

1981

Coach: Gerry Faust **Captains:** Bob Crable and Phil Carter **Record:** 5-6-0

September 12	W	(4) LSU	27-9	H	c59,075
September 19	L	(1) Michigan (11)	7-25	A	c105,888
September 26	L	(13) Purdue (0:19)	14-15	A	c70,007
October 3	W	Michigan State	20-7	H	c59,075
October 10	L	Florida State (7:41) (20)	13-19	H	c59,075
October 24	L	USC (4:52) (5)	7-14	H	c59,075
October 31	W	Navy	38-0	H	c59,075
November 7	W	Georgia Tech	35-3	H	c59,075
November 14	W	Air Force	35-7	A	36,700
November 21	L	Penn State (3:48) (13)	21-24	A	c84,175
November 27	L	Miami (9)	15-37	A	50,681
Total Points/Attendance					232-160 701,901

1982

Coach: Gerry Faust **Captains:** Phil Carter, Dave Duerson and Mark Zavagnin **Record:** 6-4-1

September 18	W	*(20) Michigan (NT) (10)	23-17	H	c59,075
September 25	W	(10) Purdue	28-14	H	c59,075
October 2	W	(11) Michigan St.	11-3	A	c77,119
October 9	W	(10) Miami (0:11) (17)	16-14	H	c59,075
October 16	L	(9) Arizona (0:00)	13-16	H	c59,075
October 23	T	(15) Oregon (0:11-ND)	13-13	A	40,381
October 30	W	Navy (at Giants Stadium)	27-10	N	72,201
November 6	W	Pittsburgh (1)	31-16	A	c60,162
November 13	L	(13) Penn State (5)	14-24	H	c59,075
November 20	L	(18) Air Force	17-30	A	46,712
November 27	L	USC (0:48) (17)	13-17	A	76,459
Total Points/Attendance					206-174 668,409

* First night game at Notre Dame Stadium

1983

Coach: Gerry Faust **Captains:** Blair Kiel and Stacey Toran **Record:** 7-5-0

September 10	W	(5) Purdue	52-6	A	c69,782
September 17	L	(4) Michigan St. (8:59)	23-28	H	c59,075
September 24	L	(13) Miami (NT)	0-20	A	52,480
October 1	W	Colorado	27-3	A	c52,692
October 8	W	South Carolina (NT) (7)	30-6	A	c74,500
October 15	W	Army (at Giants Stadium)	42-0	N	75,131
October 22	W	USC	27-6	H	c59,075
October 29	W	(19) Navy	28-12	H	c59,075
November 5	L	(18) Pittsburgh (13:54)	16-21	H	c59,075
November 12	L	Penn State (0:19)	30-34	A	c85,899
November 19	L	Air Force (1:35)	22-23	H	c59,075
Total Points/Attendance					297-159 705,859

LIBERTY BOWL

December 29 W Boston Col. (NT) (13) (at Memphis) 19-18 N 47,071

1984

Coach: Gerry Faust **Captains:** Mike Golic, Joe Johnson and Larry Williams **Record:** 7-5-0

September 8	L	(8) Purdue (at Hoosier Dome, Indianapolis)	21-23	N	c60,672
September 15	W	Michigan St. (8:16)	24-20	A	c76,919
September 22	W	Colorado	55-14	H	c59,075
September 29	W	(19) Missouri	16-14	A	c70,915
October 6	L	(17) Miami (NT) (R) (14)	13-31	H	c59,075
October 13	L	Air Force (R)	7-21	H	c59,075
October 20	L	South Carolina (R) (11)	32-36	H	c59,075
October 27	W	LSU (6)	30-22	A	c78,033
November 3	W	Navy (0:14) (at Giants Stadium)	18-17	N	61,795
November 17	W	Penn State	44-7	H	c59,075
November 24	W	USC (R) (14)	19-7	A	66,342
Total Points/Attendance					279-212 668,274

ALOHA BOWL

December 29 L (17) SMU (10) (at Honolulu) 20-27 N 41,777

1985

Coach: Gerry Faust **Captains:** Tony Furjanic, Mike Larkin, Allen Pinkett and Tim Scannell **Record:** 5-6-0

September 14	L	(13) Michigan	12-20	A	c105,523
September 21	W	Michigan St. (NT)	27-10	H	c59,075
September 28	L	Purdue	17-35	A	c69,338
October 5	L	Air Force (5:16) (17)	15-21	A	c52,123
October 19	W	Army (19)	24-10	H	c59,075
October 26	W	USC	37-3	H	c59,075
November 2	W	Navy	41-17	H	c59,075
November 9	W	Mississippi (R)	37-14	H	c59,075
November 16	L	Penn State (R) (1)	6-36	A	c84,000
November 23	L	LSU (3:26) (17)	7-10	H	c59,075
November 30	L	Miami (4)	7-58	A	49,236
Total Points/Attendance			230-234		714,670

THE LOU HOLTZ YEARS – 11 SEASONS: 100-30-2 (.765)

1986

Coach: Lou Holtz **Captain:** Mike Kovalski **Record:** 5-6-0

September 13	L	Michigan (3)	23-24	H	c59,075
September 20	L	(20) Michigan State	15-20	A	c79,895
September 27	W	Purdue	41-9	H	c59,075
October 4	L	Alabama (2)	10-28	A*	c75,808
October 11	L	Pittsburgh (1:25)	9-10	H	c59,075
October 18	W	Air Force	31-3	H	c59,075
November 1	W	Navy (NT) (at Memorial Stadium, Balt.)	33-14	N	c61,335
November 8	W	SMU	61-29	H	c59,075
November 15	L	Penn State (3)	19-24	H	c59,075
November 22	L	LSU (NT) (8)	19-21	A	c78,197
November 29	W	USC (0:00) (17)	38-37	A	70,614
Total Points/Attendance			299-219		720,299

**Legion Field, Birmingham, Ala.*

1987

Coach: Lou Holtz **Captains:** Chuck Lanza, Byron Spruell **Record:** 8-4-0

September 12	W	(16) Michigan (9)	26-7	A	c106,098
September 19	W	(9) Michigan St. (NT) (17)	31-8	H	c59,075
September 26	W	(8) Purdue	44-20	A	c68,528
October 10	L	(4) Pittsburgh (NT) (R)	22-30	A	c56,400
October 17	W	(11) Air Force	35-14	A	c51,112
October 24	W	(10) USC	26-15	H	c59,075
October 31	W	(9) Navy	56-13	H	c59,075
November 7	W	(9) Boston College (5:25)	32-25	H	c59,075
November 14	W	(7) Alabama (10)	37-6	H	c59,075
November 21	L	(7) Penn State	20-21	A	c84,000
November 28	L	(10) Miami (2)	0-24	A	c76,640
Total Points/Attendance			329-183		738,153

COTTON BOWL

January 1	L	(12) Texas A&M (13) (at Dallas)	10-35	N	c73,006
-----------	---	---------------------------------	-------	---	---------

1988

Coach: Lou Holtz **Captains:** Ned Bolcar, Mark Green and Andy Heck **Record:** 12-0-0

September 10	W	(13) Michigan (1:13) (NT) (9)	19-17	H	c59,075
September 17	W	(8) Michigan State	20-3	A	c77,472
September 24	W	(8) Purdue	52-7	H	c59,075
October 1	W	(5) Stanford (NT)	42-14	H	c59,075
October 8	W	(5) Pittsburgh	30-20	A	c56,500
October 15	W	(4) Miami (1)	31-30	H	c59,075
October 22	W	(2) Air Force	41-13	H	c59,075
October 29	W	(2) Navy (at Memorial Stadium, Balt.)	22-7	N	54,929
November 5	W	(1) Rice	54-11	H	c59,075
November 19	W	(1) Penn State	21-3	H	c59,075
November 26	W	(1) USC (2)	27-10	A	c93,829
Total Points/Attendance			359-135		696,255

FIESTA BOWL

January 2	W	(1) West Virginia (3) (at Tempe)	34-21	N	c74,911
-----------	---	----------------------------------	-------	---	---------

1989

Coach: Lou Holtz **Captains:** Ned Bolcar, Anthony Johnson and Tony Rice **Record:** 12-1-0

August 31	W	(2) Virginia (NT) (at Giants Stadium)	36-13	N	c77,323
September 16	W	(1) Michigan (2)	24-19	A	c105,912
September 23	W	(1) Michigan State	21-13	H	c59,075
September 30	W	(1) Purdue	40-7	A	c67,861
October 7	W	(1) Stanford	27-17	A	c86,019
October 14	W	(1) Air Force (NT) (17)	41-27	A	c53,533
October 21	W	(1) USC (5:18) (9)	28-24	H	c59,075
October 28	W	(1) Pittsburgh (7)	45-7	H	c59,075
November 4	W	(1) Navy	41-10	H	c59,075
November 11	W	(1) SMU	59-6	H	c59,075
November 18	W	(1) Penn State (17)	34-23	A	c86,025
November 25	L	(1) Miami (7)	10-27	A	c81,634
Total Points/Attendance			406-173		853,682

ORANGE BOWL

January 1	W	(4) Colorado (1) (NT) (at Miami)	21-6	N	c81,191
-----------	---	----------------------------------	------	---	---------

1990

Coach: Lou Holtz **Captains:** Mike Heldt, Todd Lyght, Ricky Watters and Chris Zorich **Record:** 9-3-0

September 15	W	(1) Michigan (NT) (1:40) (4)	28-24	H	c59,075
September 22	W	(1) Michigan St. (0:34) (24)	20-19	A	c80,401
September 29	W	(1) Purdue	37-11	H	c59,075
October 6	L	(1) Stanford (0:36)	31-36	H	c59,075
October 13	W	(8) Air Force	57-27	H	c59,075
October 20	W	(6) Miami (2)	29-20	H	c59,075
October 27	W	(3) Pittsburgh (NT)	31-22	A	c56,500
November 3	W	(2) Navy (at Giants Stadium)	52-31	N	70,382

November 10	W	(1) Tennessee (9)	34-29	A	c97,123
November 17	L	(1) Penn State (0:04) (18)	21-24	H	c59,075
November 24	W	(7) USC (NT) (18)	10-6	A	c91,639
Total Points/Attendance			350-249		750,495

ORANGE BOWL

January 1	L	(5) Colorado (NT) (at Miami) (1)	9-10	N	c77,062
-----------	---	----------------------------------	------	---	---------

1991

Coach: Lou Holtz **Captain:** Rodney Culver **Record:** 10-3-0

September 7	W	(7) Indiana	49-27	H	c59,075
September 14	L	(7) Michigan (3)	14-24	A	c106,138
September 21	W	(11) Michigan State	49-10	H	c59,075
September 28	W	(8) Purdue	45-20	A	c67,861
October 5	W	(8) Stanford (NT)	42-26	A	70,798
October 12	W	(7) Pittsburgh (12)	42-7	H	c59,075
October 19	W	(5) Air Force (NT)	28-15	A	c52,024
October 26	W	(5) USC	24-20	H	c59,075
November 2	W	(5) @ Navy	38-0	H	c59,075
November 9	L	(5) *Tennessee (4:03) (13)	34-35	H	c59,075
November 16	L	(12) Penn State (8)	13-35	A	c96,672
November 30	W	(17) Hawaii (NT)	48-42	A	c50,000
Total Points/Attendance			426-261		797,943

SUGAR BOWL

January 1	W	(18) Florida (NT) (3) (at New Orleans)	39-28	N	c76,447
-----------	---	--	-------	---	---------

** 300th game played in Notre Dame Stadium @ Notre Dame's 700th victory*

1992

Coach: Lou Holtz **Captains:** Demetrius DuBose, Rick Mirer **Record:** 10-1-1

September 5	W	(3) Northwestern (at Soldier Field)	42-7	N	64,877
September 12	T	(3) Michigan (5:28-ND) (6)	17-17	H	c59,075
September 19	W	(7) Michigan State	52-31	A	c76,188
September 26	W	(6) Purdue (R)	48-0	H	c59,075
October 3	L	(7) Stanford (19)	16-33	H	c59,075
October 10	W	(14) Pittsburgh (NT)	52-21	A	52,155
October 24	W	(10) Brigham Young	42-16	H	c59,075
October 31	W	(10) Navy (at Giants Stadium)	38-7	N	58,769
November 7	W	(8) Boston College (9)	54-7	H	c59,075
November 14	W	(8) Penn State (5) (0:20) (22)	17-16	H	c59,075
November 28	W	(5) USC (NT) (19)	31-23	A	90,063
Total Points/Attendance			409-178		696,502

COTTON BOWL

January 1	W	(5) Texas A & M (at Dallas) (4)	28-3	N	c71,615
-----------	---	---------------------------------	------	---	---------

1993

Coach: Lou Holtz **Captains:** Jeff Burris, Tim Ruddy, Aaron Taylor and Bryant Young **Record:** 11-1-0

September 4	W	(7) Northwestern	27-12	H	c59,075
September 11	W	(11) Michigan (3)	27-23	A	# c106,851
September 18	W	(4) Michigan State	36-14	H	c59,075
September 25	W	(4) Purdue (R)	17-0	A	67,861
October 2	W	(4) Stanford	48-20	A	80,300
October 9	W	(4) Pittsburgh	44-0	H	c59,075
October 16	W	(3) BYU (NT)	45-20	A	c66,247
October 23	W	(2) USC	31-13	H	c59,075
October 30	W	(2) Navy (R) (at Veterans Stadium, Philadelphia)	58-27	N	61,813
November 13	W	(2) Florida State (1)	31-24	H	c59,075
November 20	L	(1) Boston College (0:00) (16)	39-41	H	c59,075
Total Points/Attendance			403-194		737,522

COTTON BOWL

January 1	W	(4) Texas A&M (2:22) (at Dallas) (7)	24-21	N	69,855
-----------	---	--------------------------------------	-------	---	--------

largest regular-season attendance in NCAA history at time of game

1994

Coach: Lou Holtz **Captains:** Lee Becton, Justin Goheen, Brian Hamilton and Ryan Leahy **Record:** 6-5-1

September 3	W	(3) Northwestern (NT) (at Soldier Field)	42-15	N	c66,946
September 10	L	(3) Michigan (6) (:02)	24-26	H	c59,075
September 17	W	(8) Michigan State	21-20	A	c74,183
September 24	W	(9) Purdue (R)	39-21	H	c59,075
October 1	W	(8) Stanford	34-15	H	c59,075
October 8	L	(8) Boston College	11-30	A	c44,500
October 15	L	(17) BYU	14-21	H	c59,075
October 29	W	Navy	58-21	H	c59,075
November 12	L	Florida State (8) (at Orlando) (2:53)	16-23	N	c72,868
November 19	W	Air Force	42-30	H	c59,075
November 26	T	USC (NT) (17) (4:53 USC)	17-17	A	c90,217
Total Points/Attendance			318-239		703,164

FIESTA BOWL

January 2	L	Colorado (4) (at Tempe)	24-41	N	c73,698
-----------	---	-------------------------	-------	---	---------

1995

Coach: Lou Holtz **Captains:** Paul Grasmanis, Ryan Leahy, Derrick Mayes, Shawn Wooden and Dusty Zeigler **Record:** 9-3-0

September 2	L	(9) Northwestern	15-17	H	c59,075
September 9	W	(25) Purdue	35-28	A	c70,559
September 16	W	(24) Vanderbilt	41-0	H	c59,075
September 23	W	(21) Texas (13)	55-27	H	c59,075
September 30	L	(15) Ohio State (7)	26-45	A	c95,537
October 7	W	(23) Washington (1:24, 0:28) (15)	29-21	A	c74,023
October 14	W	(17) Army (at Giants Stadium)	28-27	N	c74,218
October 21	W	(17) USC (5)	38-10	H	c59,075
October 28	W	(12) Boston College	20-10	H	c59,075
November 4	W	(8) Navy	35-17	H	c59,075
November 18	W	(8) Air Force (NT)	44-14	A	c54,182
Total Points/Attendance			366-216		723,269

ORANGE BOWL

January 1	L	(6) Florida State (8) (NT) (at Miami)	26-31	N	72,198
-----------	---	---------------------------------------	-------	---	--------

1996

Coach: Lou Holtz **Captains:** Lyron Cobbins, Marc Edwards and Ron Powlus **Record:** 8-3

September	5	W	*(6) Vanderbilt (NT)	14-7	A	c41,523
September	14	W	(9) Purdue	35-0	H	c59,075
September	21	W	(9) Texas (0:00) (6)	27-24	A	c83,312
September	28	L	(5) Ohio State (4)	16-29	H	c59,075
October	12	W	(11) Washington (16)	54-20	H	c59,075
October	19	L	(8) Air Force	17-20 (1 OT)	H	c59,075
November	2	W	(19) Navy (at Croke Park, Dublin, Ireland)	38-651	N	38,651
November	9	W	(17) Boston College	48-21	A	c44,500
November	16	W	(14) Pittsburgh	60-6	H	c59,075
November	23	W	(10) Rutgers	62-0	H	c59,075
November	30	L	(10) USC (NT)	20-27 (1 OT)	A	c90,296
Total Points/Attendance				407-181		652,732

* Notre Dame's 1,000th game

THE BOB DAVIE YEARS – 5 SEASONS: 35-25 (.583)

1997

Coach: Bob Davie **Captains:** Melvin Dansby, Ron Powlus and Allen Rossum **Record:** 7-6

September	6	W	(11) *Georgia Tech (2:37)	17-13	H	c80,225
September	13	L	(12) Purdue	17-28	A	c68,789
September	20	L	Michigan State (17)	7-23	H	c80,225
September	27	L	Michigan (6)	14-21	A	c106,508
October	4	L	Stanford (19)	15-33	A	75,651
October	11	W	Pittsburgh	45-21	A	47,306
October	18	L	USC (1:05)	17-20	H	c80,225
October	25	W	Boston College	52-20	H	c80,225
November	1	W	Navy (R) (5:48)	21-17	H	c80,225
November	15	W	LSU (11)	24-6	A	c80,556
November	22	W	West Virginia (22) (4:56)	21-14	H	c80,225
November	29	W	Hawaii (0:05) (NT)	23-22	A	41,509
Total Points/Attendance				273-238		901,669

INDEPENDENCE BOWL

December	28	L	LSU (15) (NT) (at Shreveport)	9-27	N	c50,459
----------	----	---	-------------------------------	------	---	---------

* Rededication of Notre Dame Stadium

1998

Coach: Bob Davie **Captains:** Bobbie Howard, Kory Minor and Mike Rosenthal **Record:** 9-3

September	5	W	(22) Michigan (5)	36-20	H	c80,012
September	12	L	(10) Michigan State (NT)	23-45	A	c74,267
September	26	W	(t23) Purdue (0:57)	31-30	H	c80,225
October	3	W	(t23) Stanford	35-17	H	c80,012
October	10	W	(22) Arizona State	28-9	A	c73,501
October	24	W	(18) Army (1:06)	20-17	H	c80,012
October	31	W	(16) Baylor	27-3	H	c80,012
November	7	W	(13) Boston College (5:54)	31-26	A	c44,500
November	14	W	(12) Navy (at Baltimore)	30-0	N	c78,844
November	21	W	(10) LSU (1:27)	39-36	H	c80,012
November	28	L	(9) USC (NT)	0-10	A	90,069
Total Points/Attendance				300-213		841,253

GATOR BOWL

January	1	L	(17) Georgia Tech (12) (at Jacksonville)	28-35	N	70,790
---------	---	---	--	-------	---	--------

1999

Coach: Bob Davie **Captain:** Jarious Jackson **Record:** 5-7

August	28	W	(18) * Kansas	48-13	H	c80,012
September	4	L	(16) Michigan (7) (1:38)	22-26	A	#c111,523
September	11	L	(16) Purdue (20)	23-28	A	c69,843
September	18	L	(24) Michigan State	13-23	H	c80,012
October	2	W	Oklahoma (23)	34-30	H	c80,012
October	9	W	Arizona State	48-17	H	c80,012
October	16	W	USC (2:40) (R)	25-24	H	c80,012
October	30	W	Navy (0:36)	28-24	H	c80,012
November	6	L	(24) Tennessee (4) (NT)	14-38	A	c107,619
November	13	L	Pittsburgh	27-37	A	c60,190
November	20	L	Boston College (25)	29-31	H	c80,012
November	27	L	Stanford (NT) (0:00)	37-40	A	57,980
Total Points/Attendance				348-331		967,239

* State of Indiana Eddie Robinson Classic

largest regular-season attendance in NCAA history at time of game

2000

Coach: Bob Davie **Captains:** Anthony Denman, Jabari Holloway, Grant Irons and Dan O'Leary **Record:** 9-3

September	2	W	Texas A&M (23)	24-10	H	c80,232
September	9	L	(23) Nebraska (1)	24-27 (1 OT)	H	c80,232
September	16	W	(21) Purdue (13) (0:00)	23-21	H	c80,232
September	23	L	(16) Michigan State (23) (1:48)	21-27	A	c74,714
October	7	W	(25) Stanford	20-14	H	c80,232
October	14	W	(20) Navy (at Citrus Bowl, Orlando)	45-14	N	47,291
October	21	W	(20) West Virginia	42-28	A	c64,424
October	28	W	(19) Air Force	34-31 (1 OT)	H	c80,232
November	11	W	(11) Boston College	28-16	H	c80,653
November	18	W	(11) Rutgers	45-17	A	c40,011
November	25	W	(11) USC	38-21	A	81,342
Total Points/Attendance				344-226		865,023

TOSTITOS FIESTA BOWL

January	1	L	(10) Oregon State (5) (NT) (Tempe)	9-41	N	c75,428
---------	---	---	------------------------------------	------	---	---------

2001

Coach: Bob Davie **Captains:** Rocky Boiman, David Givens, Grant Irons and Anthony Weaver **Record:** 5-6

September	8	L	(23) Nebraska (5) (NT)	10-27	A	c78,118
September	22	L	(23) Michigan State	10-17	H	c80,795
September	29	L	Texas A&M	3-24	A	c87,206
October	6	W	Pittsburgh	24-7	H	c80,795
October	13	W	West Virginia (R)	34-24	H	c80,795
October	20	W	USC	27-16	H	c80,795
October	27	L	Boston College (NT)	17-21	A	c44,500
November	3	L	Tennessee (7)	18-28	H	c80,795
November	17	W	Navy	34-16	H	c80,795
November	24	L	Stanford (13) (1:08) (NT) (R)	13-17	A	51,780
December	1	W	Purdue (NT)	24-18	A	c68,750
Total Points/Attendance				214-215		815,124

THE TYRONE WILLINGHAM YEARS – 3 SEASONS: 21-15 (.583)

2002

Coach: Tyrone Willingham **Captains:** Arnaz Battle, Sean Mahan, Jerome Sapp and Shane Walton **Record:** 10-3

August	31	W	Maryland (21) (Nt) *(at Giants Stadium)	22-0	N	c72,903
September	7	W	(23) Purdue	24-17	H	c80,795
September	14	W	(20) Michigan (7)	25-23	H	c80,795
September	21	W	(12) Michigan State (1:15)	21-17	A	c75,182
October	5	W	(9) Stanford	31-7	H	c80,795
October	12	W	(8) Pittsburgh	14-6	H	c80,795
October	19	W	(7) Air Force (18) (NT)	21-14	A	c56,409
October	26	W	(6) Florida State (11)	34-24	A	c84,106
November	2	L	(4) Boston College	7-14	H	c80,935
November	9	W	(9) Navy (at Ravens Stadium) (2:08)	30-23	N	c70,260
November	23	W	(8) Rutgers	42-0	H	c80,795
November	30	L	(7) USC (6) (NT)	13-44	A	c91,432

GATOR BOWL

January	1	L	(11) North Carolina State (17) (at Alltel Stadium)	6-28	N	c73,491
---------	---	---	--	------	---	---------

Total Points/Attendance **290-207** **1,008,693**

* Kickoff Classic, East Rutherford, N.J.

2003

Coach: Tyrone Willingham **Captains:** Darrell Campbell, Vontez Duff, Omar Jenkins and Jim Molinaro **Record:** 5-7

September	6	W	Washington State	29-26 (1 OT)	H	c80,795
September	13	L	Michigan (5)	0-38	A	c111,726
September	20	L	Michigan State	16-22	H	c80,795
September	27	L	Purdue (22)	10-23	A	c64,614
October	11	W	Pittsburgh (15) (NT)	20-14	A	c66,421
October	18	L	USC (5)	14-45	H	c80,795
October	25	L	Boston College (0:38)	25-27	A	c44,500
November	1	L	Florida State (5)	0-37	H	c80,795
November	8	W	Navy (0:00)	27-24	H	c80,795
November	15	W	BYU	33-14	H	c80,795
November	29	W	Stanford (NT)	57-7	A	c46,500
December	6	L	Syracuse	12-38	A	c48,170
Total Points/Attendance				243-315		866,701

2004

Coach: Tyrone Willingham **Captains:** Mike Goolsby, Ryan Grant, Carlyle Holiday and Justin Tuck **Record:** 6-6

September	4	L	BYU (NT)	17-20	A	c65,251
September	11	W	Michigan (8)	28-20	H	c80,795
September	18	W	at Michigan State (NT)	31-24	A	c74,962
September	25	W	Washington	38-3	H	c80,795
October	2	L	Purdue (15)	16-41	H	c80,795
October	9	W	Stanford	23-15	H	c80,795
October	16	W	Navy (at Giants Stadium)	27-9	N	c76,166
October	23	L	Boston College (0:54)	23-24	H	c80,795
November	6	W	Tennessee (9)	17-14	A	c107,266
November	13	L	Pittsburgh (0:01)	38-41	H	80,795
November	27	L	USC	10-41	A	92,611

INSIGHT BOWL

December	28	L	\$Oregon State (at Bank One Ballpark) (NT)	21-38	N	c45,917
----------	----	---	--	-------	---	---------

Total Points/Attendance **289-289** **824,860**

\$ - Kent Baer served as interim head coach for the 2004 Insight Bowl. Notre Dame's loss in that game is not reflected in Tyrone Willingham's overall record with the Irish.

THE CHARLIE WEIS YEAR – 1 SEASON: 9-3 (.750)

2005

Coach: Charlie Weis **Captains:** Brady Quinn, Brandon Hoyte **Record:** 9-3

September	3	W	at Pittsburgh (23) (NT)	42-21	A	c66,451
September	10	W	(20) at Michigan (3)	17-10	A	c111,386
September	17	L	(10) Michigan State	41-44 (1 OT)	H	c80,795
September	24	W	(16) at Washington	36-17	A	71,743
October	1	W	(13) at Purdue (22) (NT)	49-28	A	c65,491
October	15	L	(9) USC (1)	31-34	H	c80,795
October	22	W	(9) BYU	49-23	H	c80,795
November	5	W	(8) Tennessee	41-21	H	c80,795
November	12	W	(7) Navy	42-21	H	c80,795
November	19	W	(6) Syracuse	34-10	H	c80,795
November	26	W	(6) at Stanford (0:55) (NT)	38-31	A	56,057

TOSTITOS FIESTA BOWL

January	2	L	(5) Ohio State (4) (Tempe)	20-34	N	c76,196
---------	---	---	----------------------------	-------	---	---------

Total Points/Attendance **440-294** **832,094**

YEAR-BY-YEAR RECORD

Year	Coach	Captain	W	L	T	AP	Coach
1887	None	RH Henry Luhn	0	1	0		
1888	None	RB Edward Prudhomme	1	2	0		
1889	None	RH Edward Prudhomme	1	0	0		
1892	None	QB Pat Coady	1	0	1		
1893	None	RH Frank Keough	4	1	0		
1894	J. L. Morison	RH Frank Keough	3	1	1		
1895	H. G. Hadden	RG Dan Casey	3	1	0		
1896	Frank E. Hering	QB Frank Herin	4	3	0		
1897	Frank E. Hering	RE Jack Mullen	4	1	1		
1898	Frank E. Hering	RE Jack Mullen	4	2	0		
1899	James McWeeney	RE Jack Mullen	6	3	1		
1900	Patrick O'Dea	FB John Farley	6	3	1		
1901	Patrick O'Dea	RT Al Fortin	8	1	1		
1902	James Faragher	FB Louis (Red) Salmon	6	2	1		
1903	James Faragher	FB Louis (Red) Salmon	8	0	1		
1904	Louis Salmon	RE Frank Shaughnessy	5	3	0		
1905	Henry J. McGlew	LG Pat Beacom	5	4	0		
1906	Thomas Barry	QB Bob Bracken	6	1	0		
1907	Thomas Barry	RH Dom Callicrate	6	0	1		
1908	Victor M. Place	LH Harry (Red) Miller	8	1	0		
1909	Frank C. Longman	LT Howard (Cap) Edwards	7	0	1		
1910	Frank C. Longman	RT Ralph Dimmick	4	1	1		
1911	John L. Marks	RT Luke Kelly	6	0	2		
1912	John L. Marks	QB Charles (Gus) Dorais	7	0	0		
1913	Jesse Harper	LE Knute Rockne	7	0	0		
1914	Jesse Harper	LT Keith (Deak) Jones	6	2	0		
1915	Jesse Harper	RG Freeman (Fitz) Fitzgerald	7	1	0		
1916	Jesse Harper	LH Stan Cofall	8	1	0		
1917	Jesse Harper	QB Jim Phelan	6	1	1		
1918	Knute Rockne	RH Leonard (Pete) Bahan	3	1	2		
1919	Knute Rockne	QB Leonard (Pete) Bahan	9	0	0		
1920	Knute Rockne	LT Frank Coughlin	9	0	0		
1921	Knute Rockne	RE Eddie Anderson	10	1	0		
1922	Knute Rockne	LE Glenn (Judge) Carberry	8	1	1		
1923	Knute Rockne	LG Harvey Brown	9	1	0		
1924	Knute Rockne	C Adam Walsh	10	0	0		
1925	Knute Rockne	LE Clem Crowe	7	2	1		
1926	Knute Rockne	QB Gene (Red) Edwards	9	1	0		
		RH Tom Hearden					
1927	Knute Rockne	LG John (Clipper) Smith	7	1	1		
1928	Knute Rockne	LT Fred Miller	5	4	0		
1929	Knute Rockne	RG John Law	9	0	0		
1930	Knute Rockne	RE Tom Conley	10	0	0		
1931	Hunk Anderson	C Tommy Yarr	6	2	1		
1932	Hunk Anderson	RE Paul Host	7	2	0		
1933	Hunk Anderson	C Tom (Kitty) Gorman	3	5	1		
		RE Hugh Devore					
1934	Elmer Layden	DE Dom Vairo	6	3	0		
1935	Elmer Layden	LT Joe Sullivan	7	1	1		
1936	Elmer Layden	RG Bill Smith	6	2	1	8	
		LG John Lautar					
1937	Elmer Layden	RE Joe Zwiers	6	2	1	9	
1938	Elmer Layden	LG Jim McGoldrick	8	1	0	5	
1939	Elmer Layden	RE Johnny Kely	7	2	0	13	
1940	Elmer Layden	FB Milt Piepul	7	2	0		
1941	Frank Leahy	RT Paul Lillis	8	0	1	3	
1942	Frank Leahy	RE George Murphy	7	2	2	6	
1943	Frank Leahy	LG Pat Filley	9	1	0	1	
1944	Ed McKeever	LG Pat Filley	8	2	0	9	
1945	Hugh Devore	QB Frank Dancewicz	7	2	1	9	
1946	Frank Leahy	Game captains	8	0	1	1	
1947	Frank Leahy	LT George Connor	9	0	0	1	
1948	Frank Leahy	LG Bill Fischer	9	0	1	2	
1949	Frank Leahy	RE Leon Hart	10	0	0	1	
		LT Jim Martin					
1950	Frank Leahy	C/MLB Jerry Groom	4	4	1		
1951	Frank Leahy	RE Jim Mutscheller	7	2	1	13	
1952	Frank Leahy	RG/MLB Jack Alessandrini	7	2	1	3	3
1953	Frank Leahy	RE Don Penza	9	0	1	2	2
1954	Terry Brennan	LE Dan Shannon	9	1	0	4	4
		RE Paul Matz					
1955	Terry Brennan	RT Ray Lemek	8	2	0	9	10
1956	Terry Brennan	RH Jim Morse	2	8	0		
1957	Terry Brennan	LE Dick Prendergast	7	3	0	10	9
		C Ed Sullivan					
1958	Terry Brennan	RG Al Ecuver	6	4	0	17	14
		RT Chuck Puntillo					
1959	Joe Kuharich	RG Ken Adamson	5	5	0	17	
1960	Joe Kuharich	LG Myron Pottios	2	8	0		
1961	Joe Kuharich	LG Nick Buoniconti	5	5	0		
		RG Norb Roy					

Year	Coach	Captain	W	L	T	AP	Coach
1962	Joe Kuharich	FB Mike Lind	5	5	0		
1963	Hugh Devore	LG Bob Lehmann	2	7	0		
1964	Ara Parseghian	ILB Jim Carroll	9	1	0	3	3
1965	Ara Parseghian	RE Phil Sheridan	7	2	1	9	8
1966	Ara Parseghian	ILB Jim Lynch	9	0	1	1	1
1967	Ara Parseghian	LH Bob (Rocky) Bleier	8	2	0	5	4
1968	Ara Parseghian	RT George Kunz	7	2	1	5	8
		LILB Bob Olson					
1969	Ara Parseghian	C Mike Oriard	8	2	1	5	9
		RILB Bob Olson					
1970	Ara Parseghian	LG Larry DiNardo	10	1	0	2	5
		LOLB Tim Kelly					
1971	Ara Parseghian	SE Tom Gatewood	8	2	0	13	15
		LE Walt Patulski					
1972	Ara Parseghian	RT John Dampeer	8	3	0	14	12
		RT Greg Marx					
1973	Ara Parseghian	LG Frank Pomarico	11	0	0	1	4
		TE Dave Casper, FS Mike Townsend					
1974	Ara Parseghian	WB Tom Clements	10	2	0	6	4
		OLB Greg Collins					
1975	Dan Devine	LT Ed Bauer	8	3	0		17
		OLB Jim Stock					
1976	Dan Devine	RH Mark McLane	9	3	0	12	12
		RE Willie Fry					
1977	Dan Devine	LE Ross Browner, RB Steve Orsini	11	1	0	1	1
		RE Willie Fry, LH Terry Eurick					
1978	Dan Devine	QB Joe Montana	9	3	0	7	6
		FB Jerome Heavens, MLB Bob Golic					
1979	Dan Devine	RT Tim Foley	7	4	0		
		HB Vagas Ferguson, LCB Dave Waymer					
1980	Dan Devine	C John Scully	9	2	1	9	10
		MLB Bob Crable, FS Tom Gibbons					
1981	Gerry Faust	TB Phil Carter	5	6	0		
		MLB Bob Crable					
1982	Gerry Faust	TB Phil Carter	6	4	1		
		MLB Mark Zavagnin, FS Dave Duerson					
1983	Gerry Faust	QB Blair Kiel	7	5	0		
		SCB Stacey Toran					
1984	Gerry Faust	SG Larry Williams	7	5	0		
		OLB Mike Golic, SS Joe Johnson					
1985	Gerry Faust	QG Tim Scannell, TB Allen Pinkett,	5	6	0		
		OLB Mike Larkin, MLB Tony Furjanic					
1986	Lou Holtz	ILB Mike Kovaleski	5	6	0		
1987	Lou Holtz	C Chuck Lanza	8	4	0	17	
		RT Byron Spruell					
1988	Lou Holtz	TT Andy Heck	12	0	0	1	1
		TB Mark Green, ELB Ned Bolcar					
1989	Lou Holtz	QB Tony Rice	12	1	0	2	3
		FB Anthony Johnson, MLB Ned Bolcar					
1990	Lou Holtz	C Mike Heldt, TB Ricky Watters,	9	3	0	6	6
		NT Chris Zorich, FCB Todd Lyght					
1991	Lou Holtz	TB Rodney Culver	10	3	0	13	12
1992	Lou Holtz	QB Rick Mirer	10	1	1	4	4
		LB Demetrius DuBose					
1993	Lou Holtz	OT Aaron Taylor, Tim Ruddy,	11	1	0	2	2
		DT Bryant Young, FS Jeff Burris					
1994	Lou Holtz	TB Lee Becton, ILB Justin Goheen,	6	5	1		
		DE Brian Hamilton, OG Ryan Leahy					
1995	Lou Holtz	NG Paul Grasmanis	9	3	0	11	13
		OG Ryan Leahy, SE Derrick Mayes,					
		CB Sean Wooden, OG Dusty Zeigler					
1996	Lou Holtz	ILB Lyron Cobbins	8	3	0	19	21
		FB Marc Edwards, QB Ron Powlus					
1997	Bob Davie	DE Melvin Dansby	7	6	0		
		QB Ron Powlus, CB Allen Rossum					
1998	Bob Davie	ILB Bobbie Howard	9	3	0	22	22
		OLB Kory Minor, OT Mike Rosenthal					
1999	Bob Davie	QB Jarious Jackson	5	7	0		
2000	Bob Davie	ILB Anthony Denman, TE Dan O'Leary,	9	3	0	15	16
		TE Jabari Holloway, DE Grant Irons					
2001	Bob Davie	OLB Rocky Boiman, FL David Givens	5	6	0		
		DE Grant Irons, DE Anthony Weaver					
2002	Tyrone Willingham	WR Amaz Battle, OG Sean Mahan,	10	3	0	17	17
		SS Gerome Sapp, CB Shane Walton					
2003	Tyrone Willingham	OT Jim Molinaro, DT Darrell Campbell	5	7	0		
		CB Vontez Duff, WR Omar Jenkins					
2004	Tyrone Willingham	LB Mike Goolsby, RB Ryan Grant,	6	6	0		
		WR Carlyle Holiday, DE Justin Tuck					
2005	Charlie Weis	QB Brady Quinn, LB Brandon Hoyte	9	3	0	9	11
Totals			811	266	42		

Consensus national championship seasons in bold. The coaches poll was switched from United Press International to USA Today/CNN in 1991, then to USA Today/ESPN in 1997.

SUPER SEASONS

In 117 seasons of football beginning in 1887, Notre Dame has had 100 winning years, only 12 seasons with a losing record (1887, '88, 1933, '56, '60, '63, '81, '85, '86, '99, 2001 and '03) and only five others with a .500 mark (1950, '59, '61, '62 and 2004).

The Fighting Irish have had 12 unbeaten, untied seasons, 10 others in which they were unbeaten but suffered one or more ties—and 28 seasons in which only a single loss spoiled an unbeaten record.

Here is a compilation of Notre Dame's outstanding seasons in its football history:

Unbeaten, Untied

Year	Record	Coach
1889	1-0	None
1912	7-0	John L. Marks
1913	7-0	Jesse Harper
1919	9-0	Knute Rockne
1920	9-0	Knute Rockne
1924	10-0	Knute Rockne
1929	9-0	Knute Rockne
1930	10-0	Knute Rockne
1947	9-0	Frank Leahy
1949	10-0	Frank Leahy
1973	11-0	Ara Parseghian
1988	12-0	Lou Holtz

Unbeaten

Year	Record	Tie
1892	1-0-1	Hillsdale (10-10)
1903	8-0-1	Northwestern (0-0)
1907	6-0-1	Indiana (0-0)
1909	7-0-1	Marquette (0-0)
1911	6-0-2	Pittsburgh (0-0) Marquette (0-0)
1941	8-0-1	Army (0-0)
1946	8-0-1	Army (0-0)
1948	9-0-1	USC (14-14)
1953	9-0-1	Iowa (14-14)
1966	9-0-1	Michigan State (10-10)

One Loss

Year	Record	Loss
1887	0-1	Michigan (8-0)
1893	4-1	Chicago (8-0)
1894	3-1-1	Albion (19-12)
1895	3-1	Indiana Artillery (18-0)
1897	4-1-1	Chicago (34-5)
1901	8-1-1	Northwestern (2-0)
1906	6-1	Indiana (12-0)
1908	8-1	Michigan (12-6)
1910	4-1-1	Michigan State (17-0)
1915	7-1	Nebraska (20-19)

1916	8-1	Army (30-10)
1917	6-1-1	Nebraska (7-0)
1918	3-1-2	Michigan State (13-7)
1921	10-1	Iowa (10-7)
1922	8-1-1	Nebraska (14-6)
1923	9-1	Nebraska (14-7)
1926	9-1	Carnegie Tech (19-0)
1927	7-1-1	Army (18-0)
1935	7-1-1	Northwestern (14-7)
1938	8-1	USC (13-0)
1943	9-1	Great Lakes (19-14)
1954	9-1	Purdue (27-14)
1964	9-1	USC (20-17)
1970	10-1	USC (38-28)
1977	11-1	Mississippi (20-13)
1989	12-1	Miami (27-10)
1992	10-1-1	Stanford (33-16)
1993	11-1	Boston College (41-39)

Irish Near Top Of Winning Percentage List

Notre Dame ranks as one of the winningest teams in college football history based on its .744 winning percentage over 117 seasons of football and a 811-266-42 record during that period. Michigan (849 wins) is the only team with more overall wins than Notre Dame and ranks just ahead of the Irish in winning percentage by a few percentage points. The Irish and Wolverines will meet at Notre Dame Stadium on Sept. 16, 2006. The NCAA top 20 teams in terms of winning percentage entering the 2006 season are:

Team	Years	Bowl Games						
		W	L	T	Pct.	W	L	T
1. Michigan	126	849	280	36	.7442	18	19	0
2. Notre Dame	117	811	266	42	.7435	13	14	0
3. Texas	113	800	310	33	.7143	12	16	0
4. Penn State	119	771	298	41	.7130	20	10	0
5. Oklahoma	111	757	289	53	.7129	24	13	1
6. Alabama	111	774	301	43	.7115	18	12	1
7. Ohio State	116	774	300	53	.7102	13	18	0
8. Nebraska	116	794	321	40	.7047	19	15	0
9. USC	113	732	298	54	.7001	28	16	0
10. Tennessee	109	751	312	53	.6966	18	11	0
11. Boise State (1996)	38	304	140	2	.6838	3	2	0
12. Florida State	59	436	205	17	.6755	18	8	1
13. Georgia	112	693	375	54	.6417	14	12	2
14. Miami (Florida)	79	525	291	19	.6401	18	14	0
15. Miami (Ohio)	118	639	352	44	.6386	6	3	0
16. LSU	112	669	374	47	.6353	18	18	1
17. Washington	116	641	372	50	.6265	15	14	0
18. Auburn	113	656	382	47	.6262	17	13	2
19. Arizona State	93	523	318	24	.6184	12	9	1
20. South Florida	9	61	39	0	.6100	0	0	0

The NCAA's top 20 teams in victories heading into 2006:

1. Michigan	849
2. Notre Dame	811
3. Texas	800
4. Nebraska	794
5. Alabama	774
Ohio State	774
7. Penn State	771
8. Oklahoma	757
9. Tennessee	751
10. USC	732
11. Georgia	693
12. LSU	669
13. Syracuse	665
14. Auburn	656
15. Colorado	650
16. Washington	641
West Virginia	641
18. Texas A&M	639
Miami (Ohio)	639
20. Georgia Tech	637

SERIES SCORES

KEY — Numbers following season and before result indicate AP rankings for both teams coming into game. For example, 17-10 indicates Notre Dame stood 17th and the Irish opponent 10th in the AP poll that week.

Adrian (1-0-0)

Home: 1-0-0; Away 1-0-0; Neutral 0-0-0

Site	Year	Rank	W/L	ND	Opp
*	1912		W	74	7

Air Force (21-5-0)

Home: 10-3-0; Away 11-2-0; Neutral 0-0-0

Site	Year	Rank	W/L	ND	Opp
	1964	6-	W	34	7
*	1969	8-	W	13	6
	1972	12-	W	21	7
*	1973	5-	W	48	15
*	1974	5-	W	38	0
	1975	15-	W	31	30
*	1977	6-	W	49	0
	1978	20-	W	38	15
	1979	10-	W	38	13
*	1980	2-	W	24	10
	1981		W	35	7
	1982	18-	L	17	30
*	1983		L	22	23
*	1984		L	7	21
	1985	-17	L	15	21
*	1986		W	31	3
	1987	11-	W	35	14
*	1988	2-	W	41	13
	1989	1-17	W	41	27
*	1990	1-	W	57	27
	1991	5-	W	28	15
*	1994		W	42	30
	1995	8-	W	44	14
*	1996	8-	L (ot)	17	20
*	2000	19-	W (ot)	34	31
	2002	7-18	W	21	14

Arizona (2-1-0)

Home: 1-1-0; Away 1-0-0; Neutral 0-0-0

Site	Year	Rank	W/L	ND	Opp
	1941		W	38	7
	1980	4-	W	20	3
*	1982	9-	L	13	16

Arizona State (2-0-0)

Home: 1-0-0; Away 1-0-0; Neutral 0-0-0

Site	Year	Rank	W/L	ND	Opp
	1998	22-	W	28	9
*	1999		W	48	17

Army (36-8-4)

Home: 7-1-0; Away 7-2-1; Neutral: 22-5-3

Site	Year	Rank	W/L	ND	Opp
	1913		W	35	13
	1914		L	7	20
	1915		W	7	0
	1916		L	10	30
	1917		W	7	2
	1919		W	12	9
	1920		W	27	17
	1921		W	28	0
	1922		T	0	0
EF	1923		W	13	0
PG	1924		W	13	7
YS	1925		L	0	27
YS	1926		W	7	0
YS	1927		L	0	18
YS	1928		W	12	6
YS	1929		W	7	0
SF	1930		W	7	6
YS	1931		L	0	12
YS	1932		W	21	0
YS	1933		W	13	12
YS	1934		W	12	6
YS	1935		T	6	6
YS	1936		W	20	6
YS	1937	18-	W	7	0
YS	1938	7-	W	19	7
YS	1939	4-	W	14	0
YS	1940	2-	W	7	0
YS	1941	6-14	T	0	0
YS	1942	4-19	W	13	0
YS	1943	1-3	W	26	0
YS	1944	5-1	L	0	59
YS	1945	2-1	L	0	48
YS	1946	2-1	T	0	0
	* 1947	1-9	W	27	7
P	1957	12-10	W	23	21
	* 1958	4-3	L	2	14
SS	1965	7-	W	17	0
	* 1966	3-	W	35	0

Akron (1-0-0)

Home: 1-0-0; Away 0-0-0; Neutral 0-0-0

Site	Year	Rank	W/L	ND	Opp
*	1910		W	51	0

Alabama (5-1-0)

Home: 2-0-0; Away 1-1-0; Neutral 2-0-0

Site	Year	Rank	W/L	ND	Opp
SB	1973	3-1	W	24	23
OB	1974	9-2	W	13	11
	* 1976	18-10	W	21	18
BM	1980	6-5	W	7	0
BM	1986	-2	L	10	28
	* 1987	7-10	W	37	6

Albion (3-1-1)

Home: 2-1-1; Away 1-0-0; Neutral 0-0-0

Site	Year	Rank	W/L	ND	Opp
*	1893		W	8	6
*	1894		T	6	6
*	1894		L	12	19
*	1896		W	24	0
	1898		W	60	0

Alma (4-0-0)

Home: 4-0-0; Away 0-0-0; Neutral 0-0-0

Site	Year	Rank	W/L	ND	Opp
*	1913		W	62	0

*	1914		W	56	0
*	1915		W	32	0
*	1916		W	46	0

American Med. Col. (5-0-0)

Home: 5-0-0; Away 0-0-0; Neutral 0-0-0

Site	Year	Rank	W/L	ND	Opp
*	1901		W	32	0
*	1902		W	92	0
*	1903		W	52	0
*	1904		W	44	0
*	1905		W	142	0

Arizona (2-1-0)

Home: 1-1-0; Away 1-0-0; Neutral 0-0-0

Site	Year	Rank	W/L	ND	Opp
*	1941		W	38	7
	1980	4-	W	20	3
*	1982	9-	L	13	16

Arizona State (2-0-0)

Home: 1-0-0; Away 1-0-0; Neutral 0-0-0

Site	Year	Rank	W/L	ND	Opp
	1998	22-	W	28	9
*	1999		W	48	17

Army (36-8-4)

Home: 7-1-0; Away 7-2-1; Neutral: 22-5-3

Site	Year	Rank	W/L	ND	Opp
	1913		W	35	13
	1914		L	7	20
	1915		W	7	0
	1916		L	10	30
	1917		W	7	2
	1919		W	12	9
	1920		W	27	17
	1921		W	28	0
	1922		T	0	0
EF	1923		W	13	0
PG	1924		W	13	7
YS	1925		L	0	27
YS	1926		W	7	0
YS	1927		L	0	18
YS	1928		W	12	6
YS	1929		W	7	0
SF	1930		W	7	6
YS	1931		L	0	12
YS	1932		W	21	0
YS	1933		W	13	12
YS	1934		W	12	6
YS	1935		T	6	6
YS	1936		W	20	6
YS	1937	18-	W	7	0
YS	1938	7-	W	19	7
YS	1939	4-	W	14	0
YS	1940	2-	W	7	0
YS	1941	6-14	T	0	0
YS	1942	4-19	W	13	0
YS	1943	1-3	W	26	0
YS	1944	5-1	L	0	59
YS	1945	2-1	L	0	48
YS	1946	2-1	T	0	0
	* 1947	1-9	W	27	7
P	1957	12-10	W	23	21
	* 1958	4-3	L	2	14
SS	1965	7-	W	17	0
	* 1966	3-	W	35	0



Notre Dame and Army played to a 0-0 tie in the 1922 season.

YS	1969	15-	W	45	0
*	1970	3-	W	51	10
	1973	8-	W	62	3
*	1974	7-	W	48	0
GS	1977	11-	W	24	0
*	1980	5-	W	30	3
GS	1983		W	42	0
*	1985	-19	W	24	10
GS	1995	17-	W	28	27
*	1998	18-	W	20	17

Baylor (2-0-0)

Home: 2-0-0; Away 0-0-0; Neutral 0-0-0

Site	Year	Rank	W/L	ND	Opp
*	1925		W	41	0
*	1998	16-	W	27	3

Beloit (5-0-1)

Home: 4-0-1; Away 1-0-0; Neutral 0-0-0

Site	Year	Rank	W/L	ND	Opp
*	1896		W	8	0
*	1900		T	6	6
	1901		W	5	0
*	1906		W	29	0
*	1925		W	19	3
*	1926		W	77	0

Bennett Med. Col. (1-0-0)

Home: 1-0-0; Away: 0-0-0; Neutral: 0-0-0

Site	Year	Rank	W/L	ND	Opp
*	1905		W	22	0

Boston College (9-7-0)

Home: 5-4-0; Away: 2-3-0; Neutral: 2-0-0

Site	Year	Rank	W/L	ND	Opp
FX	1975	9-	W	17	3
LB	1983	-13	W	19	18
*	1987	9-	W	32	25
*	1992	8-9	W	54	7

*	1993	1-16	L	39	41
	1994	8-	L	11	30
*	1995	12-	W	20	10
	1996	17-	W	48	21
*	1997		W	52	20
	1998	13-	W	31	



The first game in newly renovated Notre Dame Stadium saw the Irish defeat Georgia Tech 17-13. Over 80,000 people were in attendance on Sept. 6, 1997. (photo by Lighthouse Imaging)

Carlisle (1-0-0)

Home: 0-0-0; Away 0-0-0; Neutral 1-0-0

Site	Year	Rank	W/L	ND	Opp
C	1914		W	48	6

Carnegie Tech (15-4-0)

Home: 7-1-0; Away 8-3-0; Neutral 0-0-0

Site	Year	Rank	W/L	ND	Opp
	1922		W	19	0
	1923		W	26	0
	1924		W	40	19
*	1925		W	26	0
	1926		L	0	19
*	1928		L	7	27
	1929		W	7	0
*	1930		W	21	6
	1931		W	19	0
*	1932		W	42	0
	1933		L	0	7
*	1934		W	13	0
	1935		W	14	3
*	1936		W	21	7
	1937		L	7	9
*	1938	5-13	W	7	0
	1939	2-	W	7	6
*	1940	6-	W	61	0
	1941	8-	W	16	0

Case Tech (2-0-0)

Home: 1-0-0; Away 1-0-0; Neutral 0-0-0

Site	Year	Rank	W/L	ND	Opp
*	1916		W	48	0
	1918		W	26	6

Chicago (0-4-0)

Home: 0-1-0; Away 0-3-0; Neutral 0-0-0

Site	Year	Rank	W/L	ND	Opp
	1893		L	0	8
*	1896		L	0	18
	1897		L	5	34
	1899		L	6	23

Chicago Dental (1-0-0)

Home: 1-0-0; Away 0-0-0; Neutral 0-0-0

Site	Year	Rank	W/L	ND	Opp
*	1897		W	62	0

Chicago Physicians & Surgeons (7-2-0)

Home: 7-2-0; Away 0-0-0; Neutral 0-0-0

Site	Year	Rank	W/L	ND	Opp
*	1895		W	32	0
*	1896		L	0	4
*	1899		L	0	5
*	1900		W	5	0
*	1901		W	34	0
*	1903		W	46	0
*	1906		W	28	0
*	1907		W	32	0
*	1908		W	88	0

Christian Brothers (St. Louis) (1-0-0)

Home: 0-0-0; Away 1-0-0; Neutral 0-0-0

Site	Year	Rank	W/L	ND	Opp
	1913		W	20	7

Cincinnati (1-0-0)

Home: 1-0-0; Away 0-0-0; Neutral 0-0-0

Site	Year	Rank	W/L	ND	Opp
*	1900		W	58	0

Clemson (1-1-0)

Home: 0-1-0; Away 1-0-0; Neutral 0-0-0

Site	Year	Rank	W/L	ND	Opp
	1977	5-15	W	21	17
*	1979	-14	L	10	16

Coe (1-0-0)

Home: 1-0-0; Away 0-0-0; Neutral 0-0-0

Site	Year	Rank	W/L	ND	Opp
*	1927		W	28	7

Colorado (3-2-0)

Home: 1-0-0; Away 1-0-0; Neutral 1-2-0

Site	Year	Rank	W/L	ND	Opp
	1983		W	27	3

*	1984		W	55	14
OB	1989	4-1	W	21	6
OB	1990	5-1	L	9	10
FB	1994	-4	L	24	41

Creighton (1-0-0)

Home: 0-0-0; Away 1-0-0; Neutral 0-0-0

Site	Year	Rank	W/L	ND	Opp
	1915		W	41	0

Dartmouth (2-0-0)

Home: 1-0-0; Away 0-0-0; Neutral 1-0-0

Site	Year	Rank	W/L	ND	Opp
FP	1944	1-	W	64	0
*	1945	3-	W	34	0

De La Salle (1-0-0)

Home: 1-0-0; Away 0-0-0; Neutral 0-0-0

Site	Year	Rank	W/L	ND	Opp
*	1893		W	28	0

DePauw (8-0-0)

Home: 8-0-0; Away 0-0-0; Neutral 0-0-0

Site	Year	Rank	W/L	ND	Opp
*	1897		W	4	0
*	1898		W	32	0
*	1902		W	22	0
*	1903		W	56	0
*	1904		W	10	0
*	1905		W	71	0
*	1921		W	57	10
*	1922		W	34	7

Detroit (2-0-0)

Home: 0-0-0; Away 1-0-0; Neutral 1-0-0

Site	Year	Rank	W/L	ND	Opp
	1927		W	20	0
BS	1951	5-	W	40	6

Drake (8-0-0)

Home: 6-0-0; Away 1-0-0; Neutral 1-0-0

Site	Year	Rank	W/L	ND	Opp
*	1926		W	21	0
	1927		W	32	0
*	1928		W	32	6
SF	1929		W	19	7
*	1930		W	28	7
*	1931		W	63	0
*	1932		W	62	0
*	1937		W	21	0

Duke (2-1-0)

Home: 2-0-0; Away 0-1-0; Neutral 0-0-0

Site	Year	Rank	W/L	ND	Opp
*	1958	12-	W	9	7
	1961		L	13	37
*	1966	1-	W	64	0

Englewood High School (Chicago) (2-0-0)

Home: 2-0-0; Away 0-0-0; Neutral 0-0-0

Site	Year	Rank	W/L	ND	Opp
*	1899		W	29	5
*	1900		W	68	0

Florida (1-0-0)

Home: 0-0-0; Away 0-0-0; Neutral 1-0-0

Site	Year	Rank	W/L	ND	Opp
SD	1991	18-3	W	39	28

Florida State (2-4-0)

Home: 1-1-0; Away 1-0-0; Neutral 0-2-0

Site	Year	Rank	W/L	ND	Opp
*	1981	-20	L	13	19
*	1993	2-1	W	31	24
O	1994	-8	L	16	23
OB	1995	6-8	L	26	31
	2002	6-11	W	34	24
*	2003	-5	L	0	37

Franklin (3-0-0)

Home: 3-0-0; Away 0-0-0; Neutral 0-0-0

Site	Year	Rank	W/L	ND	Opp
*	1906		W	26	0
*	1907		W	23	0
*	1908		W	64	0

Georgia (0-1-0)

Home: 0-0-0; Away 0-0-0; Neutral 0-1-0

Site	Year	Rank	W/L	ND	Opp
SD	1980	7-1	L	10	17

Georgia Tech (26-5-1)

Home: 15-2-0; Away 11-2-1; Neutral 0-1-0

Site	Year	Rank	W/L	ND	Opp
	1922		W	13	3
*	1923		W	35	7
*	924		W	34	3
	1925		W	13	0
*	1926		W	12	0
*	1927		W	26	7
	1928		L	0	13
	1929		W	26	6
	1938		W	14	6
*	1939		W	17	14
*	940		W	26	20
	1941		W	20	0
*	1942		L	6	13
*	1943		W	55	13
	1944	18-10	W	21	0
	1945		W	40	7
*	1953	1-4	W	27	14
*	1959	-19	L	10	14
	1967	9-	W	36	3
*	1968	9-	W	34	6
	1969	9-	W	38	20
*	1970	1-	W	10	7
	1974	2-	W	31	7
*	1975	12-	W	24	3
	1976	11-	L	14	23
*	1977	5-	W	69	14
	1978	10-20	W	38	21
*	1979	10-	W	21	13
	1980	1-	T	3	3
*	1981		W	35	3
*	1997	11-	W	17	13
GB	1998	17-12	L	28	35

Goshen (1-0-0)

Home: 1-0-0; Away 0-0-0; Neutral 0-0-0

Site	Year	Rank	W/L	ND	Opp
*	1900		W	55	0

Great Lakes (1-2-2)

Home: 1-0-1; Away 0-2-0; Neutral 0-0-1

Site	Year	Rank	W/L	ND	Opp
*	1918		T	7	7
SF	1942	6-	T	13	13
	1943	1-	L	14	19

* 1944	9-12	W	28	7	
1945	5-	L	7	39	
Harvard Prep (Chicago) (1-0-0)					
Home: 1-0-0; Away 0-0-0; Neutral 0-0-0					
Site	Year	Rank	W/L	ND	Opp
*	1888		W	20	0
Haskell (5-0-0)					
Home: 5-0-0; Away 0-0-0; Neutral 0-0-0					
Site	Year	Rank	W/L	ND	Opp
*	1914		W	20	7
*	1915		W	34	0
*	1916		W	26	0
*	1921		W	42	7
*	1932		W	73	0
Hawaii (2-0-0)					
Home: 0-0-0; Away 2-0-0; Neutral 0-0-0					
Site	Year	Rank	W/L	ND	Opp
	1991	17-	W	48	42
	1997		W	23	22
Highland Views (1-0-0)					
Home: 1-0-0; Away 0-0-0; Neutral 0-0-0					
Site	Year	Rank	W/L	ND	Opp
*	1896		W	82	0
Hillsdale (4-0-1)					
Home: 4-0-1; Away 0-0-0; Neutral 0-0-0					
Site	Year	Rank	W/L	ND	Opp
*	1892		T	10	10
*	1893		W	22	10
*	1894		W	14	0
*	1906		W	17	0
*	1908		W	39	0
Houston (1-0-0)					
Home: 0-0-0; Away 0-0-0; Neutral 1-0-0					
Site	Year	Rank	W/L	ND	Opp
CB	1979	10-9	W	35	34
Illinois (11-0-1)					
Home: 5-0-0; Away 6-0-1; Neutral 0-0-0					
Site	Year	Rank	W/L	ND	Opp
	1898		W	5	0
	1937		T	0	0
*	1938		W	14	6
	1940	2-	W	26	0
*	1941	7-	W	49	14
	1942	8-5	W	21	14
*	1943	1-	W	47	0
	1944	1-14	W	13	7
*	1945		W	7	0
	1946		W	26	6
	1967		W	47	7
*	1968	6-	W	58	8
Illinois Cycling Club (1-0-0)					
Home: 1-0-0; Away 0-0-0; Neutral 0-0-0					
Site	Year	Rank	W/L	ND	Opp
*	1895		W	18	2
Indiana (23-5-1)					
Home: 13-1-1; Away 6-3-0; Neutral 4-1-0					
Site	Year	Rank	W/L	ND	Opp
*	1898		L	5	11
*	1899		W	17	0
	1900		L	0	6
*	1901		W	18	5
	1902		W	11	5
	1905		L	5	22
Ind	1906		L	0	12

* 1907	T	0	0		
Ind	1908		W	11	0
Ind	1919		W	16	3
Ind	1920		W	13	10
Ind	1921		W	28	7
*	1922		W	27	0
*	1926		W	26	0
	1927		W	19	6
	1929		W	14	0
*	1930		W	27	0
	1931		W	25	0
	1933		W	12	2
*	1941		W	19	6
	1948	1-	W	42	6
*	1949		W	49	6
	1950	11-	L	7	20
*	1951	14-	W	48	6
*	1955	4-	W	19	0
*	1956	17-	W	20	6
*	1957	16-	W	26	0
*	1958	5-	W	18	0
*	1991	7-	W	49	27
Indianapolis Artillery (0-1-0)					
Home: 0-0-0; Away 0-1-0; Neutral 0-0-0					
Site	Year	Rank	W/L	ND	Opp
*	1895		L	0	18
Iowa (13-8-3)					
Home: 7-3-2; Away 6-5-1; Neutral 0-0-0					
Site	Year	Rank	W/L	ND	Opp
	1921		L	7	10
	1939	3-	L	6	7
*	1940	7-	L	0	7
*	1945	2-	W	56	0
	1946	2-17	W	41	6
*	1947	2-	W	21	0
	1948	2-	W	27	12
*	1949	1-	W	28	7
	1950		T	14	14
*	1951		T	20	20
	1952	9-	W	27	0
*	1953	1-20	T	14	14
	1954	4-19	W	34	18
*	1955	4-	W	17	14
	1956	-3	L	8	48
*	1957	9-8	L	13	21
	1958	15-6	L	21	31
	1959	-16	W	20	19
*	1960	-2	L	0	28
	1961		L	21	42
*	1962		W	35	12
*	1964	1-	W	28	0
*	1967	6-	W	56	6
	1968	5-	W	51	28
Iowa Pre-Flight (2-0-0)					
Home: 2-0-0; Away 0-0-0; Neutral 0-0-0					
Site	Year	Rank	W/L	ND	Opp
*	1942		W	28	0
*	1943	1-2	W	14	13
Kalamazoo (7-0-0)					
Home: 7-0-0; Away 0-0-0; Neutral 0-0-0					
Site	Year	Rank	W/L	ND	Opp
*	1893		W	34	0
*	1917		W	55	0
*	1919		W	14	0
*	1920		W	39	0

* 1921	W	56	0		
* 1922	W	46	0		
* 1923	W	74	0		
Kansas (4-1-1)					
Home: 3-0-1; Away 1-1-0; Neutral 0-0-0					
Site	Year	Rank	W/L	ND	Opp
	1904		L	5	24
	1932		W	24	6
*	1933		T	0	0
*	1935		W	28	7
*	1938		W	52	0
ERC	* 1999	18-	W	48	13
Knox (1-1-0)					
Home: 1-0-0; Away 0-1-0; Neutral 0-0-0					
Site	Year	Rank	W/L	ND	Opp
	1902		L	5	12
*	1907		W	22	4
Lake Forest (4-0-0)					
Home: 4-0-0; Away 0-0-0; Neutral 0-0-0					
Site	Year	Rank	W/L	ND	Opp
*	1899		W	38	0
*	1901		W	16	0
*	1902		W	28	0
*	1903		W	28	0
Lombard (3-0-0)					
Home: 3-0-0; Away 0-0-0; Neutral 0-0-0					
Site	Year	Rank	W/L	ND	Opp
*	1923		W	14	0
*	1924		W	40	0
*	1925		W	69	0
LSU (5-4-0)					
Home: 3-1-0; Away 2-2-0; Neutral 0-1-0					
Site	Year	Rank	W/L	ND	Opp
*	1970	2-7	W	3	0
	1971	7-14	L	8	28
*	1981	4-	W	27	9
	1984	-6	W	30	22
*	1985	-17	L	7	10
	1986	-8	L	19	2
	1997	-11	W	24	6
IS	1997	-15	L	9	27
*	1998	10-	W	39	36
Loyola (Chicago) (1-0-0)					
Home: 1-0-0; Away 0-0-0; Neutral 0-0-0					
Site	Year	Rank	W/L	ND	Opp
*	1911		W	80	0
Loyola (New Orleans) (1-0-0)					
Home: 1-0-0; Away 0-0-0; Neutral 0-0-0					
Site	Year	Rank	W/L	ND	Opp
*	1928		W	12	6
Marquette (3-0-3)					
Home: 2-0-3; Away 0-0-0; Neutral 1-0-0					
Site	Year	Rank	W/L	ND	Opp
	1908		W	6	0
	1909		T	0	0
	1910		T	5	5
	1911		T	0	0
C	1912		W	69	0
	1921		W	21	7
Maryland (1-0-0)					
Home: 0-0-0; Away 0-0-0; Neutral 1-0-0					
Site	Year	Rank	W/L	ND	Opp
2002	W	-21	22	0	

Miami (Florida) (15-7-1)					
Home: 8-1-0; Away 6-6-1; Neutral 1-0-0					
Site	Year	Rank	W/L	ND	Opp
	1955	5-15	W	14	0
	1960		L	21	28
	1965	6-	T	0	0
	1967	6-	W	24	22
	1971	7-	W	17	0
*	1972	10-	W	20	17
	1973	5-	W	44	0
*	1974	7-	W	38	7
	1975		W	32	9
*	1976	13-	W	40	27
	1977	5-	W	48	10
*	1978	19-	W	20	0
MB	1979		W	40	15
*	1980	7-13	W	32	14
	1981	-9	L	15	37
*	1982	10-17	W	16	14
	1983	13-	L	0	20
*	1984	17-14	L	13	31
	1985	-4	L	7	58
	1987	10-2	L	0	24
*	1988	4-1	W	31	30
	1989	1-7	L	10	27
*	1990	6-2	W	29	20
Miami (Ohio) (1-0-0)					
Home: 1-0-0; Away 0-0-0; Neutral 0-0-0					
Site	Year	Rank	W/L	ND	Opp
*	1909		W	46	0
Michigan (14-18-1)					
Home: 7-7-1; Away 7-10-0; Neutral 0-1-0					
Site	Year	Rank	W/L	ND	Opp
*	1887		L	0	8
*	1888		L	6	26
*	1888		L	4	10
	1898		L	0	23
	1899		L	0	12
	1900		L	0	7
T	1902		L	0	23
	1908		L	6	12
	1909		W	11	3
*	1942	4-6	L	20	32
	1943	1-2	W	35	12
*	1978	14-5	L	14	28
	1979	9-6	W	12	10
*	1980	8-14	W	29	27
	1981	1-11	L	7	25
*	1982	20-10	W	23	17
	1985	13-	L	12	20
*	1986	-3	L	23	24
	1987	16-9	W	26	7
*	1988	13-9	W	19	17
	1989	1-2	W	24	19
*	1990	1-4	W	28	24
	1991	7-3	L	14	24
*	1992	3-6	T	17	17
	1993	11-3	W	27	23
*	199				



The rivalry between Navy and Notre Dame is the longest intrasectional rivalry in the country with games every season since 1927, with this year's meeting being the 80th straight contest. Notre Dame and Navy took their rivalry international in 1996 when the teams squared off at Croke Park (above) in Dublin, Ireland. (photo by Sportsfile - Dublin, Ireland)

Michigan State (43-25-1)

Home: 26-12-0; Away 17-13-1; Neutral 0-0-0

Site	Year	Rank	W/L	ND	Opp
*	1897		W	34	6
*	1898		W	53	0
*	1899		W	40	0
*	1902		W	33	0
*	1903		W	12	0
*	1905		W	28	0
*	1906		W	5	0
*	1909		W	17	0
	1910		L	0	17
	1916		W	14	0
*	1917		W	23	0
	1918		L	7	13
*	1919		W	13	0
	1920		W	25	0
*	1921		W	48	0
*	1948	1-	W	26	7
	1949	1-10	W	34	21
*	1950	-15	L	33	36
	1951	11-5	L	0	35
	1952	6-1	L	3	21
*	1954	8-	W	20	19
	1955	4-13	L	7	21
*	1956	-2	L	14	47
	1957	15-4	L	6	34
	1959		L	0	19
*	1960	-14	L	0	21
	1961	6-1	L	7	17
*	1962		L	7	31
	1963	-4	L	7	12
*	1964	1-	W	34	7
*	1965	4-1	L	3	12
	1966	1-2	T	10	10
*	1967		W	24	12
	1968	5-	L	17	21

*	1969	-14	W	42	28
	1970	4-	W	29	0
*	1971	4-	W	14	2
	1972	7-	W	16	0
*	1973	8-	W	14	10
	1974	7-	W	19	14
*	1975	8-	L	3	10
	1976	18-	W	24	6
*	1977	14-	W	16	6
	1978		W	29	25
*	1979	15-7	W	27	3
	1980	7-	W	26	21
*	1981		W	20	7
	1982	11-	W	11	3
*	1983	4-	L	23	28
	1984		W	24	20
*	1985		W	27	10
	1986	20-	L	15	20
*	1987	9-17	W	31	8
	1988	8-	W	20	3
*	1989	1-	W	21	13
	1990	1-24	W	20	19
*	1991	11-	W	49	10
	1992	7-	W	52	31
*	1993	4-	W	36	14
	1994	8-	W	21	20
*	1997	-17	L	7	23
	1998	10-	L	23	45
*	1999	24-	L	13	23
	2000	16-23	L	21	27
*	2001	23-	L	10	17
	2002	12-	W	21	17
*	2003		L	16	22
	2004		W	31	24
*	2005	10-	L (ot)	41	44

Minnesota (4-0-1)

Home: 1-0-1; Away 3-0-0; Neutral 0-0-0

Site	Year	Rank	W/L	ND	Opp
	1925		W	19	7
	1926		W	20	7
*	1927		T	7	7
	1937	-4	W	7	6
*	1938	2-12	W	19	0

Mississippi (1-1-0)

Home: 1-0-0; Away 0-0-0; Neutral 0-1-0

Site	Year	Rank	W/L	ND	Opp
J	1977	3-	L	13	20
*	1985		W	37	14

Missouri (2-2-0)

Home: 0-2-0; Away 2-0-0; Neutral 0-0-0

Site	Year	Rank	W/L	ND	Opp
	1970	3-18	W	24	7
*	1972	8-	L	26	30
*	1978	5-	L	0	3
	1984	19-	W	16	14

Missouri Osteopaths (1-0-0)

Home: 1-0-0; Away 0-0-0; Neutral 0-0-0

Site	Year	Rank	W/L	ND	Opp
*	1903		W	28	0

Morningside (2-0-0)

Home: 0-0-0; Away 2-0-0; Neutral 0-0-0

Site	Year	Rank	W/L	ND	Opp
	1917		W	13	0
	1919		W	14	6

Morris Harvey (1-0-0)

Home: 1-0-0; Away 0-0-0; Neutral 0-0-0

Site	Year	Rank	W/L	ND	Opp
*	1912		W	39	0

Mount Union (1-0-0)

Home: 1-0-0; Away 0-0-0; Neutral 0-0-0

Site	Year	Rank	W/L	ND	Opp
*	1919		W	60	7

Navy (69-9-1)

Home: 26-3-0; Away 0-0-0; Neutral 43-6-1

Site	Year	Rank	W/L	ND	Opp
B	1927		W	19	6
SF	1928		W	7	0
B	1929		W	14	7
*	1930		W	26	2
B	1931		W	20	0
CL	1932		W	12	0
B	1933		L	0	7
CL	1934		L	6	10
B	1935		W	14	0
B	1936	13-	L	0	3
*	1937		W	9	7
B	1938	4-	W	15	0
CL	1939	2-	W	14	7
B	1940	7-	W	13	7
B	1941	7-6	W	20	13
CL	1942	4-	W	9	0
CL	1943	1-3	W	33	6
B	1944	2-6	L	13	32
CL	1945	2-3	T	6	6
B	1946	2-	W	28	0
CL	1947	1-	W	27	0
B	1948	2-	W	41	7
B	1949	1-	W	40	0
CL	1950		W	19	10
B	1951	13-	W	19	0
CL	1952	13-	W	17	6
*	1953	1-20	W	38	7
B	1954	6-15	W	6	0
*	1955	9-4	W	21	7
B	1956		L	7	33
*	1957	5-16	L	6	20
B	1958	-15	W	40	20
*	1959		W	25	22
PK	1960	-4	L	7	14
*	1961		L	10	13
PK	1962		W	20	12
*	1963	-4	L	14	35
PK	1964	2-	W	40	0
*	1965	4-	W	29	3
PK	1966	1-	W	31	7
*	1967	10-	W	43	14
PK	1968	12-	W	45	14
*	1969	10-	W	47	0
PK	1970	3-	W	56	7
*	1971	12-	W	21	0
PV	1972	12-	W	42	23
*	1973	5-	W	44	7
PV	1974	7-	W	14	6
*	1975	15-	W	31	10
CL	1976	11-	W	27	21
*	1977	5-	W	43	10
CL	1978	15-11	W	27	7
*	1979	13-	W	14	0
GS	1980	3-	W	33	0
*	1981		W	35	0
GS	1982		W	27	10
*	1983	19-	W	28	12
GS	1984		W	18	17
*	1985		W	41	17

B	1986	W	33	14	
*	1987	9-	W	56	13
B	1988	2-	W	22	7
*	1989	1-	W	41	0
GS	1990	2-	W	52	31
*	1991	5-	W	38	0
GS	1992	10-	W	38	7
PV	1993	2-	W	58	27
*	1994	W	58	21	
*	1995	8-	W	35	17
CP	1996	19-	W	54	27
*	1997	W	21	17	
JC	1998	12-	W	30	0
*	1999	W	28	24	
CIT	2000	20-	W	45	14
*	2001	W	34	16	
RS	2002	9-	W	30	23
*	2003	W	27	24	
GS	2004	W	27	9	
*	2005	7-	W	42	21

Nebraska (7-8-1)

Home: 3-1-0; Away 4-6-1; Neutral 0-1-0

Site	Year	Rank	W/L	ND	Opp
	1915		L	19	20
	1916		W	20	0
	1917		L	0	7
	1918		T	0	0
	1919		W	14	9
	1920		W	16	7
*	1921		W	7	0
	1922		L	6	14
	1923		L	7	14
*	1924		W	34	6
	1925		L	0	17
*	1947	2-	W	31	0
	1948	2-	W	44	13
OB	1972	12-9	L	6	40
*	2000	23-1	L (ot)	24	27
	2001	23-5	L	10	27

North Carolina (15-1-0)

Home: 10-0-0; Away 4-1-0; Neutral 1-0-0

Site	Year	Rank	W/L	ND	Opp
YS	1949	1-	W	42	6
*	1950	1-20	W	14	7
	1951		W	12	7
*	1952	16-	W	34	14
	1953	1-	W	34	14
*	1954	5-	W	42	13
	1955	5-	W	27	7
*	1956		W	21	14
*	1958	-11	W	34	24
*	1959		W	28	8
	1960		L	7	12
*	1962		W	21	7
*	1965	4-	W	17	0
*	1966	2-	W	32	0
*	1971	7-	W	16	0
	1975	15-	W	21	14

North Carolina St. (0-1-0)

Home: 0-0-0; Away 0-0-0; Neutral 0-1-0

Site	Year	Rank	W/L	ND	Opp
GB	2002	11-17	L	6	28

North Division H.S. (1-0-0)

Home: 1-0-0; Away 0-0-0; Neutral 0-0-0

Site	Year	Rank	W/L	ND	Opp
*	1905		W	44	0

Northwestern (37-8-2)

Home: 16-4-0; Away 18-4-1; Neutral 3-0-1

Site	Year	Rank	W/L	ND	Opp
	1889		W	9	0
*	1899		W	12	0
	1901		L	0	2
SP	1903		T	0	0
	1920		W	33	7
SF	1924		W	13	6
*	1925		W	13	10
	1926		W	6	0
	1929		W	26	6
	1930		W	14	0
SF	1931		T	0	0
*	1932		W	21	0
	1933		W	7	0
	1934		W	20	7
*	1935		L	7	14
*	1936	11-1	W	26	6
	1937	12-	W	7	0
	1938	1-16	W	9	7
*	1939	9-	W	7	0
	1940	14-10	L	0	20
	1941	5-8	W	7	6
*	1942	8-	W	27	20
	1943	1-8	W	25	6
*	1944	11-	W	21	0
	1945	7-	W	34	7
*	1946	2-	W	27	0
	1947	1-	W	26	19
*	1948	2-8	W	12	7
*	1959	-2	L	24	30
	1960		L	6	7
*	1961	8-	L	10	12
	1962	-3	L	6	35
*	1965	8-	W	38	7
	1966	4-	W	35	7
*	1968	5-	W	27	7
*	1969	11-	W	35	10
	1970	6-	W	35	14
*	1971	2-	W	50	7
	1972	13-	W	37	0
*	1973	8-	W	44	0
	1974	1-	W	49	3
*	1975	7-	W	31	7
	1976		W	48	0
SF	1992	3-	W	42	7
*	1993	7-	W	27	12
SF	1994	3-	W	42	15
*	1995	9-	L	15	17

Northwestern Law School (1-0-0)

Home: 1-0-0; Away 0-0-0; Neutral 0-0-0

Site	Year	Rank	W/L	ND	Opp
*	1895		W	20	0

Ohio Medical Univ. (4-0-0)

Home: 4-0-0; Away 0-0-0; Neutral 0-0-0

Site	Year	Rank	W/L	ND	Opp
	1901		W	6	0
	1902		W	6	5
	1903		W	35	0
	1904		W	17	5

Ohio Northern (4-0-0)

Home: 4-0-0; Away 0-0-0; Neutral 0-0-0

Site	Year	Rank	W/L	ND	Opp
*	1908		W	58	4

*	1910	W	47	0
*	1911	W	32	6
*	1913	W	87	0

Ohio State (2-3-0)

Home: 1-1-0; Away 1-1-0; Neutral 0-1-0

Site	Year	Rank	W/L	ND	Opp
	1935		W	18	13
*	1936		W	7	2
	1995	15-7	L	26	45
*	1996	5-4	L	16	29
FB	2005	5-4	L	20	34

Oklahoma (8-1-0)

Home: 4-1-0; Away 4-0-0; Neutral 0-0-0

Site	Year	Rank	W/L	ND	Opp
*	1952	10-4	W	27	21
	1953	1-6	W	28	21
*	1956	-2	L	0	40
	1957	-2	W	7	0
*	1961		W	19	6
	1962		W	13	7
	1966	1-10	W	38	0
*	1968	3-5	W	45	21
*	1999	-23	W	34	30

Olivet (3-0-0)

Home: 3-0-0; Away 0-0-0; Neutral 0-0-0

Site	Year	Rank	W/L	ND	Opp
*	1907		W	22	4
*	1909		W	58	0
*	1910		W	48	0

Oregon (1-0-1)

Home: 1-0-0; Away 0-0-1; Neutral 0-0-0

Site	Year	Rank	W/L	ND	Opp
*	1976	14-	W	41	0
	1982	15-	T	13	13

Oregon State (0-2-0)

Home: 0-0-0; Away 0-0-0; Neutral 0-2-0

Site	Year	Rank	W/L	ND	Opp
FB	2000	10-5	L	9	41
BB	2004		L	21	38

Pacific (1-0-0)

Home: 1-0-0; Away 0-0-0; Neutral 0-0-0

Site	Year	Rank	W/L	ND	Opp
*	1940		W	25	7

Penn State (8-8-1)

Home: 4-3-0; Away 2-5-1; Neutral 2-0-0

Site	Year	Rank	W/L	ND	Opp
	1913		W	14	7
	1925		T	0	0
*	1926		W	28	0
P	1928		W	9	0
GB	1976	15-20	W	20	9
	1981	-13	L	21	24
*	1982	13-5	L	14	24
	1983		L	30	34
*	1984		W	44	7
	1985	-1	L	6	36
*	1986	-3	L	19	24
	1987	7-	L	20	21
*	1988	1-	W	21	3
	1989	1-17	W	34	23
*	1990	1-18	L	21	24
	1991	12-8	L	13	35
*	1992	8-22	W	17	16

Pennsylvania (5-0-1)

Home: 1-0-0; Away 4-0-1; Neutral 0-0-0

Site	Year	Rank	W/L	ND	Opp
	1930		W	60	20
*	1931		W	49	0
	1952	10-12	T	7	7
	1953	1-15	W	28	20
	1954	5-	W	42	7
	1955	6-	W	46	14

Pittsburgh (44-18-1)

Home: 19-9-0; Away 25-9-1; Neutral 0-0-0

Site	Year	Rank	W/L	ND	Opp
	1909		W	6	0
	1911		T	0	0
	1912		W	3	0
	1930		W	35	19
*	1931		W	25	12
	1932		L	0	12
*	1933		L	0	14
	1934		L	0	19
*	1935		W	9	6
	1936	7-9	L	0	26
*	1937	12-3	L	6	21
	1943		W	41	0
	1944		W	58	0
	1945	3-	W	39	9
*	1946		W	33	0
	1947		W	40	6
	1948		W	40	0
*	1950		W	18	7
	1951		W	33	0
*	1952	8-	L	19	22
*	1953	1-15	W	23	14
	1954	8-	W	33	0
	1956	-20	L	13	26
*	1957	7-	W	13	7
	1958	14-	L	26	29
	1959		L	13	28
*	1960	-14	L	13	20
	1961		W	26	20
*	1962		W	43	22
*	1963	-8	L	7	27
	1964	1-	W	17	15
	1965	4-	W	69	13
*	1966	1-	W	40	0
	1967	9-	W	38	0
*	1968	12-	W	56	7
	1969	8-	W	49	7
*	1970	2-	W	46	14
	1971	8-	W	56	7
*	1972	7-	W	42	16
	1973	5-20	W	31	10
*	1974	5-17	W	14	10
	1975	9-	L	20	34
*	1976	11-9	L	10	31
	1977	3-7	W	19	9
*	1978	-9	W	26	17
	1982	-1	W	31	16
*	1983	18-	L	16	21
*	1986		L	9	10
	1987	4-	L	22	30
	1988	5-	W	30	20
*	1989	1-7	W	45	7

* 1993	4-	W	44	0
* 1996	14-	W	60	6
1997		W	45	21
1999		L	27	37
* 2001		W	24	7
* 2002	8-	W	14	6
2003	-15	W	20	14
* 2004	24-	L	38	41
2005	-23	W	42	21

Princeton (2-0-0)

Home: 0-0-0; Away 2-0-0; Neutral 0-0-0

Site	Year	Rank	W/L	ND	Opp
	1923		W	25	2
	1924		W	12	0

Purdue (50-25-2)

Home: 25-11-0; Away 25-13-2; Neutral 0-1-0

Site	Year	Rank	W/L	ND	Opp
*	1896		L	22	28
	1899		T	10	10
*	1901		W	12	6
	1902		T	6	6
	1904		L	0	36
	1905		L	0	32
	1906		W	2	0
	1907		W	17	0
	1918		W	26	6
	1919		W	33	13
*	1920		W	28	0
	1921		W	33	0
	1922		W	20	0
*	1923		W	34	7
*	1933		L	0	19
*	1934		W	18	7
*	1939		W	3	0
*	1946	3-	W	49	6
	1947	1-	W	22	7
*	1948		W	28	27
	1949	2-	W	35	12
*	1950	1-	L	14	28
*	1951	15-	W	30	9
	1952	-9	W	26	14
	1953	1-	W	37	7
*	1954	1-19	L	14	27
	1955	11-	W	22	7
*	1956	18-	L	14	28
	1957		W	12	0
*	1958	11-15	L	22	29
	1959	8-	L	7	28
*	1960	12-	L	19	51
	1961		W	22	20
*	1962		L	6	24
	1963		L	6	7
*	1964	9-	W	34	15
	1965	1-6	L	21	25
*	1966	6-8	W	26	14
	1967	1-10	L	21	28
*	1968	2-1	L	22	37
	1969	9-16	L	14	28
*	1970	6-	W	48	0
	1971	2-	W	8	7
*	1972	10-	W	35	14
	1973	7-	W	20	7
*	1974	2-	L	20	31
	1975	9-	W	17	0
*	1976		W	23	0
	1977	11-	W	31	24

* 1978		W	10	6
1979	5-17	L	22	28
* 1980	11-9	W	31	10
1981	13-	L	14	15
* 1982	10-	W	28	14
1983	5-	W	52	6
HD 1984	8-	L	21	23
1985		L	17	35
* 1986		W	41	9
1987	8-	W	44	20
* 1988	8-	W	52	7
1989	1-	W	40	7
* 1990	1-	W	37	11
1991	8-	W	45	20
* 1992	6-	W	48	0
1993	4-	W	17	0
* 1994	8-	W	39	21
1995	25-	W	35	28
* 1996	9-	W	35	0
1997	12-	L	17	28
* 1998	t23-	W	31	30
1999	16-20	L	23	28
* 2000	21-13	W	23	21
2001		W	24	18
* 2002	23-	W	24	17
2003	-22	L	10	23
* 2004	-15	L	16	41
2005	13-22	W	49	28

Rice (4-0-0)

Home: 2-0-0; Away 2-0-0; Neutral 0-0-0

Site	Year	Rank	W/L	ND	Opp
	1915		W	55	2
	1973	9-	W	28	0
*	1974	6-	W	10	3
* 1988	1-	W	54	11	

Rose Poly (3-0-0)

Home: 2-0-0; Away 1-0-0; Neutral 0-0-0

Site	Year	Rank	W/L	ND	Opp
*	1909		W	60	11
	1910		W	41	3
* 1914		W	103	0	

Rush Medical (3-0-1)

Home: 3-0-1; Away 0-0-0; Neutral 0-0-0

Site	Year	Rank	W/L	ND	Opp
*	1894		W	18	6
*	1897		T	0	0
* 1899		W	17	0	
* 1900		W	5	0	

Rutgers (4-0-0)

Home: 2-0-0; Away 1-0-0; Neutral 1-0-0

Site	Year	Rank	W/L	ND	Opp
PG 1921		W	48	0	
* 1996	10-	W	62	0	
2000	11-	W	45	17	
* 2002	8-	W	42	0	

St. Bonaventure (1-0-0)

Home: 1-0-0; Away 0-0-0; Neutral 0-0-0

Site	Year	Rank	W/L	ND	Opp
* 1911		W	34	0	

Saint Louis (3-0-0)

Home: 1-0-0; Away 2-0-0; Neutral 0-0-0

Site	Year	Rank	W/L	ND	Opp
	1912		W	47	7
* 1922		W	26	0	
1923		W	13	0	

St. Viator (4-0-0)

Home: 4-0-0; Away 0-0-0; Neutral 0-0-0

Site	Year	Rank	W/L	ND	Opp
*	1897		W	60	0
* 1908		W	46	0	
* 1911		W	43	0	
* 1912		W	116	7	

St. Vincent's (Chicago) (1-0-0)

Home: 0-0-0; Away 1-0-0; Neutral 0-0-0

Site	Year	Rank	W/L	ND	Opp
1907		W	21	12	

South Bend Athletic Club (1-0-1)

Home: 1-0-1; Away 0-0-0; Neutral 0-0-0

Site	Year	Rank	W/L	ND	Opp
*	1901		T	0	0
* 1901		W	22	6	

South Bend Commercial Athletic Club (1-0-0)

Home: 1-0-0; Away 0-0-0; Neutral 0-0-0

Site	Year	Rank	W/L	ND	Opp
*	1896		W	46	0

South Bend High School (1-0-0)

Home: 1-0-0; Away 0-0-0; Neutral 0-0-0

Site	Year	Rank	W/L	ND	Opp
*	1892		W	56	0

South Bend Howard Park (1-0-0)

Home: 1-0-0; Away 0-0-0; Neutral 0-0-0

Site	Year	Rank	W/L	ND	Opp
*	1900		W	64	0

South Carolina (3-1-0)

Home: 1-1-0; Away 2-0-0; Neutral 0-0-0

Site	Year	Rank	W/L	ND	Opp
	1976	12-19	W	13	6
*	1979	14-	W	18	17
	1983		W	30	6
* 1984	-11	L	32	36	

South Dakota (5-0-0)

Home: 3-0-0; Away 0-0-0; Neutral 2-0-0

Site	Year	Rank	W/L	ND	Opp
*	1913		W	20	7
SFS 1914		W	33	0	
* 1915		W	6	0	
SFS 1916		W	21	0	
* 1917		W	40	0	

SMU (10-3-0)

Home: 6-1-0; Away 4-1-0; Neutral 0-1-0

Site	Year	Rank	W/L	ND	Opp
*	1930		W	20	14
* 1939		W	20	19	
1949	1-	W	27	20	
* 1951	5-	L	20	27	
* 1953	2-	W	40	14	
1954	4-	W	26	14	
* 1955	11-	W	17	0	
1956	3-	L	13	19	
1957	10-	W	54	21	
1958	7-17	W	14	6	
AS 1984	17-10	L	20	27	
* 1986		W	61	29	
* 1989	1-	W	59	6	

Stanford (14-6-0)

Home: 8-2-0; Away 5-4-0; Neutral 1-0-0

Site	Year	Rank	W/L	ND	Opp
RB 1924		W	27	10	

* 1942		W	27	0
1963		L	14	24
* 1964	2-	W	28	6
* 1988	5-	W	42	14
1989	1-	W	27	17
* 1990	1-	L	31	36
1991	8-	W	42	26
* 1992	7-19	L	16	33
1993	4-	W	48	20
* 1994	8-	W	34	15
1997	-19	L	15	33
* 1998	t23-	W	35	17
1999		L	37	40
* 2000	25-	W	20	14
2001	-13	L	13	17
* 2002	9-	W	31	7
2003		W	57	7
* 2004		W	23	15
2005	6-	W	38	31

Syracuse (3-2-0)

Home: 2-0-0; Away 1-1-0; Neutral 0-1-0

Site	Year	Rank	W/L	ND	Opp
	1914		W	20	0
* 1961	-10	W	17	15	
YS 1963		L	7	14	
2003		L	12	38	
* 2005	6-	W	34	10	

Tennessee (4-4-0)

Home: 2-2-0; Away 2-2-0; Neutral 0-0-0

Site	Year	Rank	W/L	ND	Opp
*	1978	14-	W	31	14
1979	13-	L	18	40	
1990	1-9	W	34	29	
* 1991	5-13	L	34	35	
1999	24-4	L	14	38	
* 2001	-7	L	18	28	
2004	-9	W	17	13	
* 2005	8-	W	41	21	

Texas (8-2-0)

Home: 2-1-0; Away 4-0-0; Neutral 2-1-0

Site	Year	Rank	W/L	ND	Opp
	1913		W	30	7
	1915		W	36	7
* 1934		L	6	7	
1952	19-5	W	14	3	
* 1954	2-4	W	21	0	
CB 1969	9-1	L	17	21	
CB 1970	6-1	W	24	11	
CB 1977	5-1	W	38	10	
* 1995	21-13	W	55	27	
1996	9-6	W	27	24	

Texas A&M (3-2-0)

Home: 1-0-0; Away 0-1-0; Neutral 2-1-0

Site	Year	Rank	W/L	ND	Opp
CB 1987	12-13	L	10	35	
CB 1992	5-4	W	28	3	
CB 1993	4-7	W	24	21	
* 2000	-23	W	24	10	
2001		L	3		

Toledo Athletic Assoc. (1-0-0)

Home: 1-0-0; Away 0-0-0; Neutral 0-0-0

Site	Year	Rank	W/L	ND	Opp
*	1904		W	6	0

Tulane (8-0-0)

Home: 4-0-0; Away 4-0-0; Neutral 0-0-0

Site	Year	Rank	W/L	ND	Opp
*	1944		W	26	0
	1945	5-	W	32	6
	1946	2-	W	41	0
*	1947	2-	W	59	6
*	1949	1-4	W	46	7
	1950	10-	W	13	9
	1969	12-	W	37	0
*	1971	8-	W	21	7

UCLA (2-0-0)

Home: 2-0-0; Away 0-0-0; Neutral 0-0-0

Site	Year	Rank	W/L	ND	Opp
*	1963		W	27	12
*	1964	4-	W	24	0

USC (42-30-5)

Home: 23-11-1; Away 17-19-4; Neutral 2-0-0

Site	Year	Rank	W/L	ND	Opp
	1926		W	13	12
SF	1927		W	7	6
	1928		L	14	27
SF	1929		W	13	12
	1930		W	27	0
*	1931		L	14	16
	1932		L	0	13
*	1933		L	0	19
	1934		W	14	0
*	1935		W	20	13
	1936	9-	T	13	13
*	1937	9-	W	13	6
	1938	1-8	L	0	13
*	1939	7-4	L	12	20
	1940		W	10	6
*	1941	4-	W	20	18
	1942	8-14	W	13	0
*	1946	2-16	W	26	6
	1947	1-3	W	38	7
	1948	2-	T	14	14
*	1949	1-17	W	32	0
	1950		L	7	9
	1951	-20	W	19	12
*	1952	7-2	W	9	0
	1953	2-20	W	48	14
*	1954	4-17	W	23	17
	1955	5-	L	20	42
	1956	-17	L	20	28
*	1957	12-	W	40	12
	1958	18-	W	20	13
*	1959	-7	W	16	6
	1960		W	17	0
*	1961	8-	W	30	0
	1962	-1	L	0	25
*	1963	-7	W	17	14
	1964	1-	L	17	20
*	1965	7-4	W	28	7
	1966	1-10	W	51	0
*	1967	5-1	L	7	24
	1968	9-2	T	21	21
*	1969	11-3	T	14	14
	1970	4-	L	28	38

*	1971	6-	L	14	28
	1972	10-1	L	23	45
*	1973	8-6	W	23	14
	1974	5-6	L	24	55
*	1975	14-3	L	17	24
	1976	13-3	L	13	17
*	1977	11-5	W	49	19
	1978	8-3	L	25	27
*	1979	9-4	L	23	42
	1980	2-17	L	3	20
*	1981	-5	L	7	14
	1982	-17	L	13	17
*	1983		W	27	6
	1984	-14	W	19	7
*	1985		W	37	3
	1986	-17	W	38	37
*	1987	10-	W	26	15
	1988	1-2	W	27	10
*	1989	1-9	W	28	24
	1990	7-18	W	10	6
*	1991	5-	W	24	20
	1992	5-19	W	31	23
*	1993	2-	W	31	13
	1994	-17	T	17	17
*	1995	17-5	W	38	10
	1996	10-	L (ot)	20	27
*	1997		L	17	20
	1998	9-	L	0	10
*	1999		W	25	24
	2000	11-	W	38	21
*	2001		W	27	16
	2002	7-6	L	13	44
*	2003	-5	L	14	45
	2004	-1	L	10	41
*	2005	9-1	L	31	34

Valparaiso (1-0-0)

Home: 1-0-0; Away 0-0-0; Neutral 0-0-0

Site	Year	Rank	W/L	ND	Opp
*	1920		W	28	3

Vanderbilt (2-0-0)

Home: 1-0-0; Away 1-0-0; Neutral 0-0-0

Site	Year	Rank	W/L	ND	Opp
*	1995	24-	W	41	0
	1996	6-	W	14	7

Virginia (1-0-0)

Home: 0-0-0; Away 0-0-0; Neutral 1-0-0

Site	Year	Rank	W/L	ND	Opp
GS	1989	2-	W	36	13

Wabash (10-1-0)

Home: 6-1-0; Away 4-0-0; Neutral 0-0-0

Site	Year	Rank	W/L	ND	Opp
*	1894		W	30	0
	1903		W	35	0
*	1904		W	12	4
*	1905		L	0	5
	1908		W	8	4
*	1909		W	38	0
	1911		W	6	3
*	1912		W	41	6
*	1916		W	60	0
	1918		W	67	7
*	1924		W	34	0

Washington (6-0-0)

Home: 3-0-0; Away 3-0-0; Neutral 0-0-0

Site	Year	Rank	W/L	ND	Opp
*	1948	2-	W	46	0
	1949		W	27	7
	1995	23-15	W	23	15
*	1996	11-16	W	54	20
*	2004		W	38	3
	2005	16-	W	36	17

Washington State (1-0-0)

Home: 1-0-0; Away 0-0-0; Neutral 0-0-0

Site	Year	Rank	W/L	ND	Opp
*	2003	19-	W(ot)	29	26

Washington & Jefferson (1-0-0)

Home: 0-0-0; Away 1-0-0; Neutral 0-0-0

Site	Year	Rank	W/L	ND	Opp
	1917		W	3	0

Washington (St. Louis) (1-0-0)

Home: 1-0-0; Away 0-0-0; Neutral 0-0-0

Site	Year	Rank	W/L	ND	Opp
*	1936		W	14	6

Western Michigan (2-0-0)

Home: 2-0-0; Away 0-0-0; Neutral 0-0-0

Site	Year	Rank	W/L	ND	Opp
*	1919		W	53	0
*	1920		W	41	0

Western Reserve (1-0-0)

Home: 0-0-0; Away 1-0-0; Neutral 0-0-0

Site	Year	Rank	W/L	ND	Opp
	1916		W	48	0

West Virginia (4-0-0)

Home: 2-0-0; Away 1-0-0; Neutral 1-0-0

Site	Year	Rank	W/L	ND	Opp
FB	1988	1-3	W	34	21
*	1997	-22	W	21	14
	2000	20-	W	42	28
*	2001		W	34	24

Wisconsin (8-6-2)

Home: 3-1-0; Away 4-3-2; Neutral 1-2-0

Site	Year	Rank	W/L	ND	Opp
	1900		L	0	54
M	1904		L	0	58
M	1905		L	0	21
	1917		T	0	0
	1924		W	38	3
	1928		L	6	22
SF	1929		W	19	0
*	1934		W	19	0
	1935		W	27	0
*	1936		W	27	0
	1942		T	7	7
	1943	1-	W	50	0
*	1944	1-	W	28	13
	1962		L	8	17
*	1963	-6	L	9	14
	1964		W	31	7

Yale (0-1-0)

Home: 0-0-0; Away 0-1-0; Neutral 0-0-0

Site	Year	Rank	W/L	ND	Opp
	1914		L	0	28

Key to Neutral Sites

- * — Home Games
- AS — Aloha Stadium (Honolulu)
- B — Baltimore (referred to as Municipal Stadium prior to 1949, Babe Ruth Stadium for the 1949 and 1951 games and Memorial Stadium from then on)
- BB — Insight Bowl, Bank One Ballpark (Phoenix)
- BM — Birmingham
- BS — Briggs Stadium (Detroit)
- C — Comiskey Park (Chicago)
- CIT — Citrus Bowl (Orlando)
- CB — Cotton Bowl (Dallas)
- CL — Cleveland
- CP — Croke Park (Dublin, Ireland)
- EB — Ebbetts Field (Brooklyn)
- ERC — Eddie Robinson Classic (Notre Dame, Ind.)
- FB — Fiesta Bowl, Sun Devil Stadium (Tempe)
- FP — Fenway Park (Boston)
- FX — Schaefer Stadium (Foxboro)
- GB — Gator Bowl/Alltel Stadium (Jacksonville)
- GS — Giants Stadium (E. Rutherford, N.J.)
- HD — Hoosier Dome (Indianapolis)
- I — Indianapolis
- IS — Independence Bowl, Independence Stadium (Shreveport, La.)
- J — Jackson
- JC — Jack Kent Cooke Stadium (Rajlon, Md.)
- LB — Liberty Bowl (Memphis)
- M — Milwaukee
- MB — Mirage Bowl (Tokyo, Japan)
- O — Orlando (Citrus Bowl)
- OB — Orange Bowl (Miami)
- PK — JFK Stadium (Philadelphia—was named Municipal Stadium prior to the 1964 season)
- PG — Polo Grounds (New York)
- PV — Veterans Stadium (Philadelphia)
- RB — Rose Bowl (Pasadena)
- RS — Ravens Stadium (Baltimore)
- SB — Sugar Bowl, Tulane Stadium (New Orleans)
- SD — Sugar Bowl, Louisiana Superdome (New Orleans)
- SF — Soldier Field (Chicago)
- SFS — Sioux Falls
- SP — South Side Park (Chicago)
- SS — Shea Stadium (New York)
- T — Toledo
- YS — Yankee Stadium (New York)

RECORDS VS. CONFERENCES

Atlantic Coast

ND vs.	Won	Lost	Tied
Boston College.....	9	7	0
Clemson.....	1	1	0
Duke	2	1	0
Florida State	2	4	0
Georgia Tech	26	5	1
Maryland.....	1	0	0
Miami (Fla.)	15	7	1
North Carolina.....	15	1	0
North Carolina State	0	1	0
Virginia.....	1	0	0
Virginia Tech	0	0	0
Wake Forest	0	0	0
TOTALS	72	27	2

Big East

ND vs.	Won	Lost	Tied
Cincinnati	1	0	0
Louisville	0	0	0
Pittsburgh.....	44	18	1
Rutgers	4	0	0
South Florida	0	0	0
Syracuse.....	3	2	0
Temple.....	0	0	0
West Virginia	4	0	0
TOTALS	56	20	1

Big Ten

ND vs.	Won	Lost	Tied
Illinois	11	0	1
Indiana.....	23	5	1
Iowa.....	13	8	3
Michigan	14	18	1
Michigan State	43	25	1
Minnesota	4	0	1
Northwestern	37	8	2
Ohio State	2	3	0
Penn State	8	8	1
Purdue.....	50	25	2
Wisconsin.....	8	6	2
TOTALS	213	106	15

Big 12

ND vs.	Won	Lost	Tied
Baylor.....	2	0	0
Colorado	3	2	0
Iowa State	0	0	0
Kansas	4	1	1
Kansas State.....	0	0	0
Missouri.....	2	2	0
Nebraska	7	8	1
Oklahoma	8	1	0
Oklahoma State.....	0	0	0
Texas	8	2	0
Texas A&M	3	2	0
Texas Tech	0	0	0
TOTALS	37	18	2

Conference USA

ND vs.	Won	Lost	Tied
Alabama-Birmingham	0	0	0
Central Florida	0	0	0
East Carolina	0	0	0
Houston	1	0	0
Marshall.....	0	0	0
Memphis	0	0	0
Rice	4	0	0
SMU	10	3	0
Southern Mississippi	0	0	0
Tulane	8	0	0
Tulsa.....	0	0	0
UTEP	0	0	0
TOTALS	23	3	0

Mid-American

ND vs.	Won	Lost	Tied
Akron.....	1	0	0
Ball State	0	0	0
Bowling Green	0	0	0
Buffalo	0	0	0
Central Michigan.....	0	0	0
Eastern Michigan	0	0	0
Kent State	0	0	0
Miami (Ohio).....	1	0	0
Northern Illinois.....	0	0	0
Toledo	0	0	0
Western Michigan	2	0	0
TOTALS	4	0	0

Mountain West

ND vs.	Won	Lost	Tied
Air Force	21	5	0
Brigham Young	4	2	0
Colorado State.....	0	0	0
New Mexico	0	0	0
San Diego State.....	0	0	0
TCU	1	0	0
UNLV	0	0	0
Utah.....	0	0	0
Wyoming.....	0	0	0
TOTALS	26	7	0

Pacific-10

ND vs.	Won	Lost	Tied
Arizona	2	1	0
Arizona State	2	0	0
California	4	0	0
Oregon	1	0	1
Oregon State.....	0	2	0
Stanford	14	6	0
UCLA	2	0	0
USC	42	30	5
Washington	6	0	0
Washington State	1	0	0
TOTALS	74	39	6

Southeastern

ND vs.	Won	Lost	Tied
Alabama	5	1	0
Arkansas.....	0	0	0
Auburn	0	0	0
Florida	1	0	0
Georgia	0	1	0
Kentucky	0	0	0
LSU	5	4	0
Mississippi	1	1	0
Mississippi State.....	0	0	0
South Carolina.....	3	1	0
Tennessee	4	4	0
Vanderbilt	2	0	0
TOTALS	21	12	0

Western Athletic

ND vs.	Won	Lost	Tied
Boise State	0	0	0
Fresno State.....	0	0	0
Hawaii	2	0	0
Idaho	0	0	0
Louisiana Tech	0	0	0
Nevada	0	0	0
New Mexico State.....	0	0	0
San Jose State	0	0	0
Utah State	0	0	0
TOTALS	2	0	0

RECORDS VS. OPPONENTS

Opponent	First Game	Last Game	Scoring				
			W	L	T	ND	Opp.
Adrian.....	1912	1912	1	0	0	74	7
Air Force.....	1964	2002	21	5	0	821	413
Akron.....	1910	1910	1	0	0	51	0
Alabama.....	1973	1987	5	1	0	112	86
Albion.....	1893	1898	3	1	1	110	31
Alma.....	1913	1916	4	0	0	196	0
American Medical College.....	1901	1905	5	0	0	362	0
Arizona.....	1941	1982	2	1	0	71	26
Arizona State.....	1998	1999	2	0	0	76	26
Army.....	1913	1998	36	8	4	828	423
Baylor.....	1925	1998	2	0	0	68	3
Beloit.....	1896	1926	5	0	1	144	9
Bennett Medical College.....	1905	1905	1	0	0	22	0
Boston College.....	1975	2004	9	7	0	456	330
Butler.....	1911	1923	3	0	0	92	10
BYU.....	1992	2005	4	2	0	200	114
California.....	1959	1967	4	0	0	138	27
Carlisle.....	1914	1914	1	0	0	48	6
Carnegie Tech.....	1922	1941	15	4	0	353	103
Case Tech.....	1916	1918	2	0	0	74	6
Chicago.....	1894	1899	0	4	0	11	83
Chicago Dental.....	1897	1897	1	0	0	62	0
Chicago Physicians & Surgeons.....	1895	1908	7	2	0	265	9
Christian Brothers.....	1913	1913	1	0	0	20	7
Cincinnati.....	1900	1900	1	0	0	58	0
Clemson.....	1977	1979	1	1	0	31	33
Coe.....	1927	1927	1	0	0	28	7
Colorado.....	1983	1994	3	2	0	136	74
Creighton.....	1915	1915	1	0	0	41	0
Dartmouth.....	1944	1945	2	0	0	98	0
DeLaSalle.....	1893	1893	1	0	0	28	0
DePauw.....	1897	1922	8	0	0	286	17
Detroit.....	1927	1951	2	0	0	60	6
Drake.....	1926	1937	8	0	0	278	20
Duke.....	1958	1966	2	1	0	86	44
Englewood (Chicago) High School.....	1899	1900	2	0	0	97	5
Florida.....	1991	1991	1	0	0	39	28
Florida State.....	1981	2003	2	43	0	120	158
Franklin.....	1906	1908	3	0	0	113	0
Georgia.....	1980	1980	0	1	0	10	17
Georgia Tech.....	1922	1998	26	5	1	793	311
Goshen.....	1900	1900	1	0	0	55	0
Great Lakes.....	1918	1945	1	2	2	69	85
Harvard (Chicago) Prep.....	1888	1888	1	0	0	20	0
Haskell.....	1914	1932	5	0	0	195	14
Hawaii.....	1991	1997	2	0	0	71	64
Highland Views.....	1896	1896	1	0	0	82	0
Hillsdale.....	1892	1908	4	0	1	102	20
Houston.....	1978	1978	1	0	0	35	34
Illinois.....	1898	1968	11	0	1	313	62
Illinois Cycling Club.....	1895	1895	1	0	0	18	2
Indiana.....	1898	1991	23	5	1	571	166
Indianapolis Artillery.....	1895	1895	0	1	0	0	18
Iowa.....	1921	1968	13	8	3	565	364
Iowa Pre-Flight.....	1942	1943	2	0	0	42	13
Kalamazoo.....	1893	1923	7	0	0	318	0
Kansas.....	1904	1999	4	1	1	157	50
Knox.....	1902	1907	1	1	0	27	16
Lake Forest.....	1899	1903	4	0	0	110	0
Lombard.....	1923	1925	3	0	0	123	0
LSU.....	1970	1998	5	4	0	166	159
Loyola (Chicago).....	1911	1911	1	0	0	80	0
Loyola (New Orleans).....	1928	1928	1	0	0	12	6
Marquette.....	1908	1921	3	0	3	101	12
Maryland.....	2002	2002	1	0	0	22	0
Miami (Florida).....	1955	1990	15	7	1	511	410
Miami (Ohio).....	1909	1909	1	0	0	46	0

Bold indicates 2006 Notre Dame opponent.

Opponent	First Game	Last Game	Scoring				
			W	L	T	ND	Opp.
Michigan.....	1887	2005	14	18	1	523	634
Michigan State.....	1897	2005	43	25	1	1416	1012
Minnesota.....	1925	1938	4	0	1	72	27
Mississippi.....	1977	1985	1	1	0	50	34
Missouri.....	1970	1984	2	2	0	66	54
Missouri Osteopaths.....	1903	1903	1	0	0	28	0
Morningside.....	1917	1919	2	0	0	27	6
Morris Harvey.....	1912	1912	1	0	0	39	0
Mount Union.....	1919	1919	1	0	0	60	7
Navy.....	1927	2005	69	9	1	2140	816
Nebraska.....	1915	2001	7	8	1	238	201
North Carolina.....	1949	1975	15	1	0	402	147
North Carolina State.....	2002	2002	0	1	0	6	28
North Division High School.....	1905	1905	1	0	0	44	0
Northwestern.....	1889	1995	37	8	2	1010	347
Northwestern Law.....	1895	1895	1	0	0	20	0
Ohio Medical University.....	1901	1904	4	0	0	64	10
Ohio Northern.....	1908	1913	4	0	0	224	10
Ohio State.....	1935	1996	2	2	0	67	89
Oklahoma.....	1952	1999	8	1	0	211	146
Olivet.....	1907	1910	3	0	0	128	4
Oregon.....	1976	1982	1	0	1	54	13
Oregon State.....	2000	2004	0	2	0	30	79
Pacific.....	1940	1940	1	0	0	25	7
Penn State.....	1913	1992	8	8	1	331	287
Pennsylvania.....	1930	1955	5	0	1	232	68
Pittsburgh.....	1909	2005	44	18	1	1740	863
Princeton.....	1923	1924	2	0	0	37	2
Purdue.....	1896	2005	50	25	2	1834	1225
Rice.....	1915	1988	4	0	0	147	16
Rose Poly.....	1909	1914	3	0	0	204	14
Rush Medical.....	1894	1900	3	0	1	40	6
Rutgers.....	1921	2002	4	0	0	197	17
St. Bonaventure.....	1911	1911	1	0	0	34	0
Saint Louis.....	1912	1923	3	0	0	86	7
St. Viator.....	1897	1912	4	0	0	265	7
St. Vincent's (Chicago).....	1907	1907	1	0	0	21	12
South Bend Athletic Club.....	1901	1901	1	0	1	22	6
South Bend Commercial Athletic Club.....	1896	1896	1	0	0	46	0
South Bend High School.....	1892	1892	1	0	0	56	0
South Bend Howard Park.....	1900	1900	1	0	0	64	0
South Carolina.....	1976	1984	3	1	0	93	65
South Dakota.....	1913	1917	5	0	0	120	7
SMU.....	1930	1989	10	3	0	391	216
Stanford.....	1924	2005	14	6	0	605	382
Syracuse.....	1914	2005	3	2	0	90	77
Tennessee.....	1978	2005	4	4	0	207	218
Texas.....	1913	1996	8	2	0	268	117
Texas A&M.....	1987	2001	3	2	0	91	93
TCU.....	1972	1972	1	0	0	21	0
Toledo Athletic Association.....	1904	1904	1	0	0	6	0
Tulane.....	1944	1971	8	0	0	275	35
UCLA.....	1963	1964	2	0	0	51	12
USC.....	1926	2005	42	30	5	1545	1332
Valparaiso.....	1920	1920	1	0	0	28	3
Vanderbilt.....	1995	1996	2	0	0	55	7
Virginia.....	1989	1989	1	0	0	36	13
Wabash.....	1894	1924	10	1	0	331	29
Washington.....	1948	2005	6	0	0	230	68
Washington & Jefferson.....	1917	1917	1	0	0	3	0
Washington (St. Louis).....	1936	1936	1	0	0	14	6
Washington State.....	2003	2003	1	0	0	29	26
Western Michigan.....	1919	1920	2	0	0	94	0
Western Reserve.....	1916	1916	1	0	0	48	0
West Virginia.....	1988	2001	4	0	0	131	27
Wisconsin.....	1900	1964	8	6	2	269	216
Yale.....	1914	1914	0	1	0	0	28
TOTALS.....			811	266	42	27,874	12,866

INTRO

'06 OUTLOOK

'06 PLAYERS

'06 COACHES

'05 REVIEW

HISTORY & RECORDS

THIS IS NOTRE DAME

WELCOME

MEDIA

NATIONAL CHAMPIONSHIPS

The national championship team in college football generally is considered to be the top-rated squad in the final rankings issued each year by the poll of sportswriters and broadcasters (Associated Press) and the poll of coaches (United Press International through 1990, *USA Today*/CNN since 1991-1996, *USA Today*/ESPN from 1997-2004, just *USA Today* from 2005-current).

Since the AP began certifying the winner of its national crown in 1936, Notre Dame has won more national championships than any other team in the country. The Irish have won eight titles (1943-46-47-49-66-73-77-88) — with Oklahoma second on the list with seven.

The coaches' poll has voted a national champion since 1950. Notre Dame has won three UPI titles (1966-77-88) during that period. Only USC (six) and Oklahoma (five) each have won more. The UPI poll was taken following the end of the regular season each year until the 1974 season when the coaches first waited until the bowl games were conducted to issue their final rankings.

The Football Writers Association of America has presented the Grantland Rice Award since 1954, with Notre Dame earning the trophy in 1966, '73, '77 and '88. The National Football Foundation and Hall of Fame has presented the MacArthur Bowl to its national champion since 1959. Notre Dame has won it on five occasions — 1964, '66 (tie with Michigan State), '73, '77 and '88.

A variety of other rating systems have been recognized over the years in attempting to determine the top team in college football each season.

Notre Dame generally is considered to have earned 11 consensus national titles (1924-29-30-43-46-47-49-66-73-77-88). But there have been 19 seasons in which Notre Dame has qualified as a national champion from at least one legitimate poll, with all teams receiving national championship mention and their individual selectors noted.

Here are Notre Dame's 11 consensus seasons:

Year	Team	Record	Coach	Selector
1924	Notre Dame	10-0	Knute Rockne	Bill, DS, Helms, Boand, FR, Houl, NCF, Poling
	Pennsylvania	9-1-1	Lou Young	Davis
1929	Notre Dame	9-0	Knute Rockne	Bill, DS, Dunkel, Boand, Helms, FR, NCF, Poling
	Pittsburgh	9-1	Jock Sutherland	Davis
	USC	10-2	Howard Jones	Houlgate
1930	Notre Dame	10-0	Knute Rockne	All but FR, tie for Davis
	Alabama	10-0	Wallace Wade	Davis (tie), FR
1943	Notre Dame	9-1	Frank Leahy	Unanimous
1946	Notre Dame	8-0-1	Frank Leahy	AP, Berry, Bill, Dunkel, LS, Devold, NCF, Helms (tie), Boand (tie), Poling (tie)
	Army	9-0-1	Red Blaik	Houlgate, FR, Boand (tie), Helms (tie), Poling (tie)
	Georgia	11-0	Wally Butts	WS
1947	Notre Dame	9-0	Frank Leahy	AP, WS, Helms (tie)
	Michigan	10-0	Fritz Crisler	Berry, Bill, Dunkel, LS, Houlgate, Helms (tie), Boand, FR, Devold, NCF, Poling
1949	Notre Dame	10-0	Frank Leahy	All but FR, Bill
	Oklahoma	11-0	Bud Wilkinson	FR, Bill
1966	Notre Dame	9-0-1	Ara Parseghian	AP, UPI, FWAA, Poling (tie), Dunkel, LS, Devold, FN, Matthews, Bill, NCF, Sag., NFFHF (tie), Helms (tie)
	Alabama	11-0	Paul "Bear" Bryant	Berry
	Michigan State	9-0-1	Duffy Daugherty	FR, Helms (tie), NFFHF (tie), Poling (tie)
1973	Notre Dame	11-0	Ara Parseghian	AP, FWAA, NFFHF, Helms, FN, NCF (tie)
	Alabama	10-1	Bear Bryant	UPI, Berry
	Oklahoma	10-0-1	Barry Switzer	Bill, Dunkel, FR, Devold
	Michigan	10-0-1	Glenn "Bo" Schembechler	NCF (tie), Poling (tie)
	Ohio State	10-0-1	Woody Hayes	FACT, NCF (tie), Poling (tie), Sag.
1977	Notre Dame	11-1	Dan Devine	All but Berry, FACT (tie), FR (tie)
	Alabama	11-1	Paul "Bear" Bryant	FR (tie)
	Arkansas	11-1	Lou Holtz	FACT (tie)
	Texas	11-1	Fred Akers	Berry, FACT (tie)
1988	Notre Dame	12-0	Lou Holtz	All but Berry, Sag.
	Miami (Fla.)	11-1	Dennis Erickson	Berry, Sag.

Here are the other 10 seasons Notre Dame received some mention:

1919	Harvard	9-0-1	Bob Fisher	Unanimous
	Notre Dame	9-0	Knute Rockne	Davis (tie), NCF (tie)
	Illinois	6-1	Bob Zuppke	Davis (tie), FR (tie), Boand
	Texas A&M	10-0	D.X. Bible	NCF (tie)
1920	California	9-0	Andy Smith	Helms, FR, Houl., NCF
	Notre Dame	9-0	Knute Rockne	Davis (tie)
	Princeton	6-0-1	Bill Roper	Davis (tie), Boand (tie)
	Harvard	8-0-1	Robert Fisher	Boand (tie)
1927	Illinois	7-0-1	Bob Zuppke	DS, Davis, Helms, NCF
	Yale	7-1	T.A.D. Jones	FR
	Notre Dame	7-1-1	Knute Rockne	Houl.
	Georgia	9-1	George Woodruff	Boand, Poling
1938	Tennessee	11-0	Bob Neyland	Bill, Dunkel, LS, Boand, Houl., FR, Poling, Sag.
	TCU	11-0	Dutch Meyer	AP, WS, Helms, NCF
	Notre Dame	8-1	Elmer Layden	DS
1953	Notre Dame	9-0-1	Frank Leahy	All but AP, UP, FRI, INS, Berry
	Maryland	10-1	Jim Tatum	AP, UPI, INS
	Oklahoma	9-1-1	Bud Wilkinson	FR, Berry
1964	Alabama	10-1	Bear Bryant	AP, UPI, LS, Berry
	Arkansas	11-0	Frank Broyles	Bill, FWAA, Helms, FR, NCF, Poling
	Notre Dame	9-1	Ara Parseghian	NFFHF, Devold, FN, Sag.
	Michigan	9-1	Bump Elliott	Dunkel
1967	USC	10-1	John McKay	All but Dunkel, LS, Poling
	Notre Dame	8-2	Ara Parseghian	Dunkel
	Tennessee	9-2	Doug Dickey	LS
	Oklahoma	10-1	Chuck Fairbanks	Poling
1970	Nebraska	11-0-1	Bob Devaney	AP, Bill, FWAA, Dunkel, Helms, FR, Devold, FN, FACT (tie), NCF
	Texas	10-1	Darrell Royal	Berry, UPI, LS, NFFHF (tie), FACT (tie)
	Ohio State	9-1	Woody Hayes	NFFHF (tie)
	Notre Dame	10-1	Ara Parseghian	FACT (tie), Matthews, Sag.
	Arizona State	11-0	Frank Kush	Pol
1989	Miami (Fla.)	11-1	Dennis Erickson	All but Bill, Berry, FACT (tie), Sag.
	Notre Dame	12-1	Lou Holtz	Berry, FACT (tie), Sag.
	Florida State	10-2	Bobby Bowden	Bill
1993	Florida State	12-1	Bobby Bowden	All but NCF, Matthews
	Auburn	11-0	Terry Bowden	NCF (tie)
	Nebraska	11-1	Tom Osborne	NCF (tie)
	Notre Dame	11-1	Lou Holtz	Matthews, NCF (tie)

Legend: ALD – Alderson System; AP – Associated Press; Berry – Berryman System; Bill – Billingsley Report; Boand – Boand System; Davis – Parke H. Davis Ratings; DeVold – DeVold System; DS – Dickinson System; Dunkel – Dunkel System; FACT – Foundation for the Analysis of Competitions and Tournaments; FN – *Football News*; FR – College Football Researchers Association; FWAA – Football Writers Association of America; INS – International News Service; Helms – Helms Foundation; Houl – Houlgate System; LS – Litkenhous System; Matthews – Matthews Grid Ratings; NCF – National Championship Foundation; NYT – *New York Times*; NFFHF – National Football Foundation and Hall of Fame; Poling – Poling System; Sag – Sagarin Ratings; SI – *Sports Illustrated*; TSN – *The Sporting News*; USA – *USA Today*/ESPN; UPI – United Press International; WS – Williamson System.

Sources: Robert A. Rosiek, Dearborn Heights, Mich.; The National Championship Foundation Germantown, N.Y.

BOWL SUMMARIES

Notre Dame Bowl Record Won 13, Lost 14

Season	Bowl	Opponent	W/L	Score
1924	Rose (Jan. 1, 1925)	Stanford	W	27-10
1969	Cotton (Jan. 1, 1970)	Texas	L	17-21
1970	Cotton (Jan. 1, 1971)	Texas	W	24-11
1972	Orange (Jan. 1, 1973)	Nebraska	L	6-40
1973	Sugar (Dec. 31, 1973)	Alabama	W	24-23
1974	Orange (Jan. 1, 1975)	Alabama	W	13-11
1976	Gator (Dec. 27, 1976)	Penn State	W	20-9
1977	Cotton (Jan. 2, 1978)	Texas	W	38-10
1978	Cotton (Jan. 1, 1979)	Houston	W	35-34
1980	Sugar (Jan. 1, 1981)	Georgia	L	10-17
1983	Liberty (Dec. 29, 1983)	Boston College	W	19-18
1984	Aloha (Dec. 29, 1984)	SMU	L	20-27
1987	Cotton (Jan. 1, 1988)	Texas A&M	L	10-35
1988	Fiesta (Jan. 2, 1989)	West Virginia	W	34-21
1989	Orange (Jan. 1, 1990)	Colorado	W	21-6
1990	Orange (Jan. 1, 1991)	Colorado	L	9-10
1991	Sugar (Jan. 1, 1992)	Florida	W	39-28
1992	Cotton (Jan. 1, 1993)	Texas A&M	W	28-3
1993	Cotton (Jan. 1, 1994)	Texas A&M	W	24-21
1994	Fiesta (Jan. 2, 1995)	Colorado	L	24-41
1995	Orange (Jan. 1, 1996)	Florida State	L	26-31
1997	Independence (Dec. 28, 1997)	LSU	L	9-27
1998	Gator (Jan. 1, 1999)	Georgia Tech	L	28-35
2000	Fiesta (Jan. 1, 2001)	Oregon State	L	9-41
2002	Gator (Jan. 1, 2003)	North Carolina St.	L	6-28
2004	Insight (Dec. 28, 2004)	Oregon State	L	21-38
2005	Fiesta (Jan. 2, 2006)	Ohio State	L	20-34

1925 Rose Bowl

Notre Dame 27, Stanford 10

January 1, 1925

Notre Dame coach Knute Rockne and the famed Four Horsemen brought a perfect 9-0 record to the West Coast to take on coach Pop Warner and Ernie Nevers-led Stanford. Notre Dame's victory earned the Irish their first-ever national championship and the first of four national crowns to come via bowl wins.

1970 Cotton Bowl

Texas 21, Notre Dame 17

January 1, 1970

Texas came in ranked first in both the Associated Press and United Press International polls with a perfect 10-0 record. Notre Dame stood eighth in the AP poll and ninth according to UPI with its 8-1-1 mark. Texas earned the national championship with its victory, but Notre Dame moved up to fifth in the final AP poll taken after the bowl games.

1971 Cotton Bowl

Notre Dame 24, Texas 11

January 1, 1971

Texas again came in ranked first in both the Associated Press and United Press International polls with a 10-0 mark and 30-game winning streak. Notre Dame stood 9-1 and was fifth in the UPI poll and sixth according to the AP. The Notre Dame victory dropped Texas to third in the final AP poll after the bowl games, while Notre Dame moved up to second behind Nebraska.

1973 Orange Bowl

Nebraska 40, Notre Dame 6

January 1, 1973

Nebraska came in with an 8-2-1 record, ranked ninth according to United Press International. Notre Dame, 8-2, came in ranked 12th in the UPI poll. The Nebraska victory vaulted the Huskers to fourth in the final AP poll after the bowls, while Notre Dame dropped to 14th.

1973 Sugar Bowl

Notre Dame 24, Alabama 23

December 31, 1973

Alabama came in ranked first in both the Associated Press and United Press International polls with an 11-0 record. Notre Dame came in ranked third according to AP and fourth in the UPI poll with a 10-0 record. The Notre Dame victory left the Irish first in the AP poll after the bowls, while Alabama dropped to fourth.

1975 Orange Bowl

Notre Dame 13, Alabama 11

January 1, 1975

Alabama came in ranked first in the United Press International poll and second in the Associated Press poll with its 11-0 record. Notre Dame came in standing eighth in the UPI poll and ninth according to AP with its 9-2 record. The Notre Dame victory left Notre Dame sixth and Alabama fifth in the AP poll after the bowls. UPI also took its final tabulation after the bowl games for the first time and rated Alabama second and Notre Dame fourth.

1976 Gator Bowl

Notre Dame 20, Penn State 9

December 27, 1976

Penn State came in tied for 20th in the polls with a 7-4 record. Notre Dame came in 13th in the United Press International poll and 15th in the Associated Press poll with an 8-3 record. The Notre Dame victory left the Irish 12th in both the final AP and UPI polls after the bowl games.

1978 Cotton Bowl

Notre Dame 38, Texas 10

January 2, 1978

Texas came in ranked first in both the Associated Press and United Press International polls with its perfect 11-0 record. Notre Dame came in ranked fifth in both AP and UPI with a 10-1 record. The Notre Dame victory elevated the Irish to first in both the AP and UPI polls taken after the bowls, while Texas dropped to fourth in AP and fifth in UPI.

1979 Cotton Bowl

Notre Dame 35, Houston 34

January 1, 1979

Houston came in ranked ninth according to the Associated Press and 11th according to United Press International with a 9-2 record. Notre Dame came in ranked ninth according to UPI and 10th according to AP with an 8-3 record. The Notre Dame victory left the Irish sixth in UPI and seventh in AP, while Houston dropped to 10th in AP and remained 11th in UPI.

1981 Sugar Bowl

Georgia 17, Notre Dame 10

January 1, 1981

Georgia came in ranked first in both the Associated Press and United Press International polls with a perfect 11-0 record. Notre Dame came in seventh in AP and eighth in UPI with a 9-1-1 record. The Georgia victory kept the Bulldogs first in both polls, while Notre Dame dropped to ninth in AP and 10th in UPI.

1983 Liberty Bowl

Notre Dame 19, Boston College 18

December 29, 1983

Boston College came in ranked 12th according to United Press International and 13th according to the Associated Press with a 9-2 record. Notre Dame came in unranked with a 6-5 record. The Notre Dame victory dropped the Eagles to 19th in AP and 20th in UPI, while Notre Dame remained unranked. The Irish, however, did finish 18th in the final New York Times computer rankings.

1984 Aloha Bowl

SMU 27, Notre Dame 20

December 29, 1984

SMU came in ranked 10th according to both the Associated Press and United Press International with a 9-2 record. Notre Dame came in ranked 17th by AP and 18th by UPI with a 7-4 record. The SMU victory boosted the Mustangs to eighth in both final wire service polls, while Notre Dame dropped out of both polls.

1988 Cotton Bowl

Texas A&M 35, Notre Dame 10

January 1, 1988

Texas A&M came in ranked 13th according to both the Associated Press and United Press International with a 9-2 record. Notre Dame came in ranked 12th by AP and 14th by UPI with an 8-3 record. The Texas A&M victory boosted the Aggies to ninth in the final UPI polls and 10th according to AP. Notre Dame fell to 17th in the final AP poll and dropped out of the UPI rankings completely.

1989 Fiesta Bowl

Notre Dame 34, West Virginia 21

January 2, 1989

West Virginia came in ranked third according to both the Associated Press and United Press International with an 11-0 record. Notre Dame came in ranked first by both AP and UPI with an 11-0 record. The Notre Dame victory left the Irish atop both polls in the final rankings. West Virginia dropped to fifth in both final polls.

1990 Orange Bowl

Notre Dame 21, Colorado 6

January 1, 1990

Colorado came in ranked first in both the Associated Press and United Press International polls with its perfect 11-0 record. Notre Dame came in ranked fourth in both polls with an 11-1 record. The Notre Dame victory boosted the Irish to second in the final AP poll and third according to UPI. Colorado dropped to fourth in both polls.

1991 Orange Bowl

Colorado 10, Notre Dame 9

January 1, 1991

Colorado came in ranked first in both the Associated Press and United Press International polls with its 10-1-1 record. Notre Dame came in ranked fifth by AP and sixth by UPI with a 9-2 record. The Colorado victory left the Buffs first according to AP and second by UPI. Notre Dame finished sixth in both polls.

1992 Sugar Bowl

Notre Dame 39, Florida 28

January 1, 1992

Florida came in ranked third according to the Associated Press and fourth according to USA Today/CNN with a 10-1 record. Notre Dame came in ranked 18th in both polls with a 9-3 record. The Notre Dame victory left the Gators seventh according to AP and eighth by USA Today/CNN. The Irish finished 12th according to USA Today/CNN and 13th by AP.

1993 Cotton Bowl

Notre Dame 28, Texas A&M 3

January 1, 1993

Texas A&M came in ranked third by USA Today/CNN and fourth by the Associated Press with a 12-0 record. Notre Dame came in ranked fifth in both polls with a 9-1-1 mark. The Irish victory put them fourth in the final polls and placed the Aggies sixth according to USA Today/CNN and seventh by AP.

1994 Cotton Bowl

Notre Dame 24, Texas A&M 21

January 1, 1994

Texas A&M came in ranked sixth by USA Today/CNN and seventh by the Associated Press with a 10-1 record. Notre Dame came in ranked fourth by both Associated Press and USA Today/CNN with a 10-1 mark. The Notre Dame victory pushed the Irish to second in both polls. The Aggies dropped to eighth in both polls.

1995 Fiesta Bowl

Colorado 41, Notre Dame 24

January 2, 1995

Colorado came in ranked fourth by the Associated Press and fifth by USA Today/CNN with a 10-1 record. Notre Dame came in unranked with a 6-4-1 record. The Colorado victory left the Buffs third in both polls, while Notre Dame remained unranked.

1996 Orange Bowl

Florida State 31, Notre Dame 26

January 1, 1996

Florida State came in ranked eighth by both the Associated Press and USA Today/CNN with a 9-2 record. Notre Dame came in with a 9-2 mark and was ranked sixth by AP and ninth in USA Today/CNN. The victory by Florida State put the Seminoles fourth in the final AP poll and fifth in USA Today/CNN. Notre Dame finished 11th in AP and 13th in the USA Today/CNN.

1997 Independence Bowl

LSU 27, Notre Dame 9

December 28, 1997

LSU came in ranked 15th by both the Associated Press and USA Today/ESPN with an 8-3 record. Notre Dame came into the contest with a 7-5 mark and was unranked. The victory by LSU gave the Tigers a final ranking of 13th in both the AP and USA Today/ESPN poll.

1999 Gator Bowl

Georgia Tech 35, Notre Dame 28

January 1, 1999

Georgia Tech came in ranked 12th by the Associated Press and 14th by USA Today/ESPN with a 9-2 record. Notre Dame came into the contest with a 9-2 mark and was ranked 17th by the Associated Press and 14th by USA Today/ESPN. The victory by Georgia Tech gave the Yellow Jackets a final ranking of ninth in the AP and 11th in the USA Today/ESPN. Notre Dame was ranked 22nd in both final polls.

2001 Tostitos Fiesta Bowl

Oregon State 41, Notre Dame 9

January 1, 2001

Oregon State came in ranked fifth by the Associated Press and sixth by USA Today/ESPN with a 10-1 record. Notre Dame came into the contest with a 9-2 mark and was ranked 10th by both the Associated Press and USA Today/ESPN. The victory by Oregon State gave the Beavers a final ranking of fourth in the AP and fifth in the USA Today/ESPN poll. Notre Dame was ranked 15th in the AP poll and 16th in the final USA Today/ESPN poll.

2003 Gator Bowl

North Carolina State 28, Notre Dame 6

January 1, 2003

North Carolina State came in ranked 17th by both the Associated Press and USA Today/ESPN with a 10-3 record. Notre Dame came into the contest with a 10-2 mark and was ranked 11th by the Associated Press and 12th by USA Today/ESPN. The victory by North Carolina State boosted the Wolfpack to a final ranking of 12th in the AP and 11th in the USA Today/ESPN poll. Notre Dame was ranked 17th in both the AP poll and final USA Today/ESPN poll.

2004 Insight Bowl

Oregon State 38, Notre Dame 21

December 28, 2004

Both teams entered the contest unranked by both national polls. The Irish were under the direction of interim head coach Kent Baer after the dismissal of Tyrone Willingham. Neither team appeared in the national rankings after the game.

2006 Fiesta Bowl

Ohio State 34, Notre Dame 20

January 2, 2006

Notre Dame entered the game ranked fifth in the Associated Press and Harris polls, sixth in the USA Today and BCS standings. Ohio State entered the game ranked fourth in the AP, Harris, USA Today and BCS standings. Ohio State's victory ended up ranking the Buckeyes fourth in both the AP and USA Today top 25. The Irish fell to ninth in the final AP voting and 11th in the USA Today listing.

BOWL RECORDS

Individual Records

Rushing

Rushing Attempts: 28, Allen Pinkett (111 yards) vs. Boston College, '83 Liberty
Rushing Yards: 150, Jerome Bettis (16 attempts) vs. Florida, '92 Sugar
Rushing Yards Per Attempt (min. 10 attempts): 9.4, Jerome Bettis (16 for 150) vs. Florida, '92 Sugar
Rushing Touchdowns: 3, Jerome Bettis vs. Florida, '92 Sugar; Autry Denson vs. Georgia Tech, '99 Gator
Longest Rush: 49, Jerome Bettis vs. Florida, '92 Sugar

Passing

Pass Attempts: 45, Brady Quinn (completed 29) vs. Ohio State, '06 Fiesta
Pass Completions: 29, Brady Quinn (attempted 45) vs. Ohio State, '06 Fiesta
Completion Percentage (min. 10 attempts): .737, Rick Mirer (14 of 19) vs. Florida, '92 Sugar
Passing Yards: 286, Brady Quinn (29 of 45) vs. Ohio State, '06 Fiesta
Most Yards Per Attempt: 19.4, Tony Rice vs. West Virginia (11 for 213), '89 Fiesta Bowl
Most Yards Per Completion: 30.4, Tony Rice vs. West Virginia (7 for 213), '89 Fiesta Bowl
Passes Had Intercepted: 4, Joe Montana vs. Houston, '79 Cotton
Touchdown Passes: 3, Ron Powlus vs. Colorado, '95 Fiesta; Thomas Krug vs. Florida State, '96 Orange

Receiving

Pass Receptions: 10, Amaz Battle (84 yards) vs. North Carolina State, '03 Gator
Pass Reception Yards: 126, Maurice Stovall vs. Ohio State, '06 Fiesta
Touchdown Receptions: 2, Derrick Mayes vs. Colorado, '95 Fiesta; Derrick Mayes vs. Florida State, '96 Orange
Longest Pass: 60, Joe Theismann to Jim Yoder vs. Texas, '71 Cotton

Total Offense

Total Offense Attempts: 55, Brady Quinn (254 yards) vs. Ohio State, '06 Fiesta
Total Offense Yards: 288, Tony Rice (24 attempts) vs. West Virginia, '89 Fiesta

Scoring

Points: 18, Elmer Layden (3 TDs) vs. Stanford, '25 Rose; Vagas Ferguson (3 TDs) vs. Texas, '77 Cotton; Jerome Bettis (3TDs) vs. Florida, '92 Sugar; Bettis (3 TDs) vs. Texas A&M, '93 Cotton; Autry Denson (3 TDs) vs. Georgia Tech, '99 Gator
Touchdowns: 3, Elmer Layden vs. Stanford, '25 Rose; Vagas Ferguson vs. Texas, '77 Cotton; Jerome Bettis vs. Florida, '92 Sugar; Bettis vs. Texas A&M, '93 Cotton; Autry Denson vs. Georgia Tech, '99 Gator; Darius Walker, '06 Fiesta
Kicking Points: 9, Scott Cengia vs. LSU (3 FGs), '97 Independence
Extra Points: 5, Dave Reeve vs. Texas, '78 Cotton
Field Goals: 3, Scott Cengia vs. LSU, '97 Independence
Longest Field Goal: 51, John Carney vs. SMU, '84 Aloha

Defense

Most Unassisted Tackles: 18, Rod Smith vs. Florida, '92 Sugar
Most Assisted Tackles: 9, Jay Case vs. Houston, '79 Cotton
Most Total Tackles: 18, Rod Smith vs. Florida, '92 Sugar

Interceptions

Interceptions: 2, Elmer Layden (148 yards) vs. Stanford, '25 Rose
Interception Yards: 148, Elmer Layden (2 returns) vs. Stanford, '25 Rose
Longest Interception: 78, Elmer Layden vs. Stanford, '25 Rose

Punt Returns

Punt Returns: 4, Dave Waymer (15 yards) vs. Houston, '79 Cotton; Joe Howard (42 yards) vs. SMU, '84 Aloha; Raghib Ismail (68 yards) vs. Colorado, '91 Orange
Punt Return Yards: 68, Raghib Ismail (4 returns) vs. Colorado, '91 Orange
Longest Punt Return: 33, Steve Cichy (1 return) vs. Houston, '79 Cotton

Kickoff Returns

Kickoff Returns: 6, Tim Brown (129 yards) vs. Texas A&M, '88 Cotton
Kickoff Return Yards: 144, Clint Johnson (5 returns) vs. Florida, '92 Sugar
Longest Kickoff Return: 93, Al Hunter vs. Alabama, '73 Sugar

Punting

Punts: 8, Jim Yoder (366 yards) vs. Texas, '71 Cotton
Punting Average: 48.5, Elmer Layden vs. Stanford, '25 Rose
Longest Punt: 80, Elmer Layden vs. Stanford, '25 Rose

Career Records

Rushing

Rushing Attempts: 57, Autry Denson (298 yards) in '96 Orange, '97 Independence, '99 Gator
Rushing Yards: 298, Autry Denson (57 attempts) in '96 Orange, '97 Independence, '99 Gator
Rushing Yards Per Attempt (min. 20 attempts): 5.2, Autry Denson (57 for 298) in '96 Orange, '97 Independence, '99 Gator
Rushing Touchdowns: 5, Jerome Bettis in '91 Orange, '92 Sugar, '93 Cotton

Passing

Pass Attempts: 74, Brady Quinn (completed 44) in '04 Insight, '06 Fiesta
Pass Completions: 44, Brady Quinn (attempted 74) in '04 Insight, '06 Fiesta
Completion Percentage (min. 20 attempts): .605, Joe Theismann (26 of 43) in '70 Cotton, '71 Cotton
Passing Yards: 414, Rick Mirer (35 of 66) in '91 Orange, '92 Sugar, '93 Cotton
Passes Had Intercepted: 5, Joe Montana in '78 Cotton, '79 Cotton
Touchdown Passes: 4, Rick Mirer in '91 Orange, '92 Sugar, '93 Cotton

Receiving

Pass Receptions: 12, Derrick Mayes (216 yards) in '93 Cotton, '94 Cotton, '95 Fiesta, '96 Orange
Pass Reception Yards: 155, Tom Gatewood (8 receptions) in '70 Cotton, '71 Cotton
Touchdown Receptions: 4, Derrick Mayes in '93 Cotton, '94 Cotton, '95 Fiesta, '96 Orange

Total Offense

Total Offense Attempts: 91, Rick Mirer (437 yards) in '91 Orange, '92 Sugar, '93 Cotton
Total Offense Yards: 477, Joe Theismann (72 attempts) in '70 Cotton, '71 Cotton

Scoring

Points: 36, Jerome Bettis (6 TDs) in '92 Sugar, '93 Cotton
Touchdowns: 6, Jerome Bettis in '91 Orange, '92 Sugar, '93 Cotton
Kicking Points: 20, Scott Cengia (5 FGs, 5 PATs) in '95 Fiesta, '96 Orange, '97 Independence
Extra Points: 11, Dave Reeve in '75 Orange, '76 Gator, '78 Cotton
Field Goals: 5, Scott Cengia in '95 Fiesta, '96 Orange, '97 Independence



Jerome Bettis (6) holds the Notre Dame record for rushing yards in a bowl game with 150 set against Florida in the 1992 Sugar Bowl. (photo by Lighthouse Imaging)

INTRO
'06 OUTLOOK
'06 PLAYERS
'06 COACHES
'05 REVIEW
HISTORY & RECORDS
THIS IS NOTRE DAME
WELCOME
MEDIA



Quarterback Joe Theismann (7) holds the Notre Dame career bowl game record with 477 total offensive yards and a .605 completion percentage. Theismann played in both the '70 and '71 Cotton Bowl.

Returns

Interceptions: 2, Elmer Layden (148 yards) in '25 Rose; Reggie Barnett (10 yards) in '73 Orange, '73 Sugar, '75 Orange; Pat Terrell (0 yards) in '88 Cotton, '89 Fiesta, '90 Orange
Interception Yards: 148, Elmer Layden (2 returns) in '25 Rose
Punt Returns: 4, Dave Waymer (15 yards) in '76 Gator, '78 Cotton, '79 Cotton; Joe Howard (42 yards) in '83 Liberty, '84 Aloha; Raghil Ismail (68 yards) in '91 Orange
Punt Return Yards: 68, Raghil Ismail (4 returns) in '91 Orange
Kickoff Returns: 8, Tim Brown (217 yards) in '84 Aloha, '88 Cotton; Clint Johnson (203 yards) in '92 Sugar, '94 Cotton
Kickoff Return Yards: 217, Tim Brown (8 returns) in '84 Aloha, '88 Cotton

Punting

Punts: 15, Hunter Smith (620 yards) in '96 Orange, '97 Independence, '99 Gator
Punting Average: 48.5, Elmer Layden in '25 Rose

Opponent Individual

Rushing

Rushing Attempts: 36, Herschel Walker (150 yards), Georgia, '81 Sugar
Rushing Yards: 222, Rondell Mealey (34 attempts), LSU, '97 Independence
Rushing Yards Per Attempt (min. 10 attempts): 7.8, Eddie Phillips (23 for 164), Texas, '71 Cotton
Rushing Touchdowns: 3, Johnny Rodgers, Nebraska, '73 Orange; Rashaan Salaam, Colorado, '95 Fiesta
Longest Rush: 78, Rondell Mealey, LSU, '97 Independence

Passing

Pass Attempts: 58, Shane Matthews (completed 28), Florida, '92 Sugar
Pass Completions: 28, Shane Matthews (attempted 58), Florida, '92 Sugar and Derek Anderson (attempted 45), Oregon State, '04 Insight
Completion Percentage (min. 10 attempts): .684, David Humm (13 of 19), Nebraska, '73 Orange
Passing Yards: 370, Shane Matthews (28 of 58), Florida, '92 Sugar
Passes Had Intercepted: 3, Randy McEachern, Texas, '78 Cotton
Touchdown Passes: 4, Danny Kanell, Florida State, '96 Orange and Derek Anderson, Oregon State, '04 Insight

Receiving

Pass Reception: 10, Jericho Cotchery (127 yards), North Carolina State, '03 Gator
Pass Reception Yards: 167, Ted Ginn Jr. (8 receptions), Ohio State, '06 Fiesta
Touchdown Receptions: 3, Andre Cooper, Florida State, '96 Orange
Longest Pass: 74, Jonathan Smith to Chad Johnson, Oregon State, '01 Fiesta

Total Offense

Total Offense Attempts: 65, Shane Matthews (397 yards), Florida, '92 Sugar
Total Offense Yards: 397, Shane Matthews (65 attempts), Florida, '92 Sugar

Scoring

Points: 24, Johnny Rodgers (4 TDs), Nebraska, '73 Orange
Touchdowns: 4, Johnny Rodgers, Nebraska, '73 Orange
Kicking Points: 16, Arden Czyzewski (5 FGs, 1 PAT), Florida, '92 Sugar
Extra Points: 5, Neil Voskeritchian, Colorado, '95 Fiesta
Field Goals: 5, Arden Czyzewski, Florida, '92 Sugar
Longest Field Goal: 47, Brandy Brownlee, SMU, '84 Aloha

Interceptions

Interceptions: 3, Rod Johnson (36 yards), North Carolina State, '03 Gator
Interception Yards: 37, Aric Williams (one interception), Oregon State, '04 Insight
Longest Interception: 37, Aric Williams (one interception), Oregon State, '04 Insight

Punt Returns

Punt Returns: 5, Willie Shelby (34 yards), Alabama, '75 Orange
Punt Return Yards: 61, T.J. Hoshmandzadeh, Oregon State, '01 Fiesta
Longest Punt Return: 52, Sammie Stroughter, Oregon State, '04 Insight

Kickoff Returns

Kickoff Returns: 6, Eugene Napoleon, West Virginia, '89 Fiesta
Kickoff Return Yards: 107, Eugene Napoleon, West Virginia, '89 Fiesta
Longest Kickoff Return: 35, Cobby Morrison, SMU, '84 Aloha; Dave McCloughan, Colorado, '91 Orange

Punting

Punts: 11, Mark Malkiewicz (424 yards), Georgia, '81 Sugar
Punting Average: 46.3, Greg Gantt (6 for 278), Alabama, '73 Sugar
Longest Punt: 69, Greg Gantt, Alabama, '73 Sugar

Team

First Downs: 28 vs. Texas A & M, '93 Cotton
Rushing Attempts: 66 vs. Alabama (185 yards), '75 Orange
Rushing Yards: 290 vs. Texas A & M (64 attempts), '93 Sugar
Pass Attempts: 45 vs. Ohio State (29 completions), '06 Fiesta Bowl
Pass Completions: 29 vs. Ohio State (45 attempts), '06 Fiesta Bowl
Completion Percentage (min. 10 attempts): .737 vs. Florida (14 of 19), '92 Sugar
Passing Yards: 286 vs. Ohio State (29 of 45), '06 Fiesta Bowl
Passes Had Intercepted: 4 vs. Houston, '79 Cotton
Touchdown Passes: 3 vs. Colorado, '95 Fiesta; Florida State, '96 Orange
Total Offense Attempts: 85 vs. Texas (399 yards), '78 Cotton
Total Offense Yards: 455 vs. West Virginia (70 attempts), '89 Fiesta
Fumbles Lost: 3 vs. Alabama, '73 Sugar; vs. Houston, '79 Cotton
Total Turnovers: 7 vs. Houston (4 interceptions, 3 fumbles), '79 Cotton

Opponent Team

First Downs: 30 by Nebraska, '73 Orange
Rushing Attempts: 67 by Texas (331 yards), '70 Cotton
Rushing Yards: 331 by Texas (67 yards), '70 Cotton
Pass Attempts: 58 by Florida (completed 28), '92 Sugar
Pass Completions: 28 by Florida (attempted 58), '92 Sugar and by Oregon State (attempted 45), '04 Insight
Completion Percentage (min. 10 attempts): .706 by Stanford (12 of 17), '25 Rose
Passing Yards: 370 by Florida (28 of 58), '92 Sugar
Passes Had Intercepted: 5 by Stanford, '25 Rose
Touchdown Passes: 4 by Florida State, '96 Orange and by Oregon State, '04 Insight
Total Offense Attempts: 91 by Florida (511 yards), '92 Sugar
Total Offense Yards: 617 by Ohio State (64 plays), '06 Fiesta
Fumbles Lost: 5 by Texas, '71 Cotton
Total Turnovers: 8 by Stanford (5 interceptions, 3 fumbles), '25 Rose

HEISMAN TROPHY



The John W. Heisman Memorial Trophy Award is presented each year to the outstanding college football player by the Downtown Athletic Club of New York.

First known as the D.A.C. Trophy, the award was renamed in 1936 for John W. Heisman, the first athletic director of the Downtown Athletic Club, a football player at Penn and Brown and a coach for 36 years including tours of duty at Auburn, Oberlin, Clemson, Akron, Penn, Rice, Washington and Jefferson and Georgia Tech.

The bronze trophy was sculpted by Frank Eliscu, with the help of Notre Dame Four Horseman Jim Crowley — whose Fordham players posed as models.

Since the inception of the Heisman Trophy in 1935, seven Notre Dame players have won the award:

- 1943 — QB Angelo Bertelli
- 1947 — QB John Lujack
- 1949 — E Leon Hart
- 1953 — HB John Lattner
- 1956 — QB Paul Hornung
- 1964 — QB John Huarte
- 1987 — FL Tim Brown

Notre Dame has had a player finish among the top 10 in the Heisman voting in 34 of the 71 years the award has been presented. In addition to the seven winners, Notre Dame has had three players finish second (Bertelli in '41, Joe Theismann in '70 and Raghbir Ismail in '90), five finish third (Bill Shakespeare in '35, Lujack in '46, Nick Eddy in '66, Terry Hanratty in '68, Ken MacAfee in '77), five finish fourth (Creighton Miller in '43, Ralph Guglielmi in '54, Tom Clements in '74, Tony Rice in '89, Brady Quinn in '05) and seven finish fifth (Bob Williams in '49, Lattner in '52, Hornung in '55, Jack Snow in '64, Ross Browner in '77, Vagas Ferguson in '79, Reggie Brooks in '92).




Bertelli

Lujack

Hart

Lattner



Hornung

Huarte

Brown

Heisman Trophy Winners

Below are all 70 Heisman winners, plus Notre Dame players who placed in the voting:

1935	Jay Berwanger, Chicago	Bill Shakespeare (3rd)
1936	Larry Kelley, Yale	None
1937	Clint Frank, Yale	None
1938	Davey O'Brien, TCU	Whitey Beinor (9th)
1939	Nile Kinnick, Iowa	None
1940	Tom Harmon, Michigan	None
1941	Bruce Smith, Minnesota	Angelo Bertelli (2nd)
1942	Frank Sinkwich, Georgia	Angelo Bertelli (6th)
1943	Angelo Bertelli, Notre Dame	Creighton Miller (4th), Jim White (9th)
1944	Les Horvath, Ohio State	Bob Kelly (6th)
1945	Doc Blanchard, Army	Frank Dancewicz (6th)
1946	Glenn Davis, Army	John Lujack (3rd)
1947	John Lujack, Notre Dame	None
1948	Doak Walker, SMU	None
1949	Leon Hart, Notre Dame	Bob Williams (5th), Emil Sitko (8th)
1950	Vic Janowicz, Ohio State	Bob Williams (6th)
1951	Dick Kazmaier, Princeton	None
1952	Billy Vessels, Oklahoma	John Lattner (5th)
1953	John Lattner, Notre Dame	None
1954	Alan Ameche, Wisconsin	Ralph Guglielmi (4th)
1955	Hopalong Cassidy, Ohio State	Paul Hornung (5th)
1956	Paul Hornung, Notre Dame	None
1957	John David Crow, Texas A&M	None
1958	Pete Dawkins, Army	Nick Pietrosante (10th)
1959	Bill Cannon, LSU	Monty Stickles (9th)
1960	Joe Bellino, Navy	None
1961	Ernie Davis, Syracuse	None
1962	Terry Baker, Oregon State	None
1963	Roger Staubach, Navy	None
1964	John Huarte, Notre Dame	Jack Snow (5th)
1965	Mike Garrett, USC	Bill Wolski (11th)
1966	Steve Spurrier, Florida	Nick Eddy (3rd), Terry Hanratty (6th)
1967	Gary Beban, UCLA	Terry Hanratty (9th)
1968	O.J. Simpson, USC	Terry Hanratty (3rd)
1969	Steve Owens, Oklahoma	Mike McCoy (6th)
1970	Jim Plunkett, Stanford	Joe Theismann (2nd)
1971	Pat Sullivan, Auburn	Walt Patulski (9th)
1972	Johnny Rodgers, Nebraska	None
1973	John Cappelletti, Penn State	None
1974	Archie Griffin, Ohio State	Tom Clements (4th)
1975	Archie Griffin, Ohio State	Steve Niehaus (12th)
1976	Tony Dorsett, Pittsburgh	None
1977	Earl Campbell, Texas	Ken MacAfee (3rd), Ross Browner (5th)
1978	Billy Sims, Oklahoma	None
1979	Charles White, USC	Vagas Ferguson (5th)
1980	George Rogers, South Carolina	None
1981	Marcus Allen, USC	None
1982	Herschel Walker, Georgia	None
1983	Mike Rozier, Nebraska	Allen Pinkett (16th)
1984	Doug Flutie, Boston College	None
1985	Bo Jackson, Auburn	Allen Pinkett (8th)
1986	Vinny Testaverde, Miami	None
1987	Tim Brown, Notre Dame	None
1988	Barry Sanders, Oklahoma State	None
1989	Andre Ware, Houston	Tony Rice (4th), Raghbir Ismail (tie for 10th)
1990	Ty Detmer, Brigham Young	Raghbir Ismail (2nd)
1991	Desmond Howard, Michigan	None
1992	Gino Torretta, Miami	Reggie Brooks (5th)
1993	Charlie Ward, Florida State	None
1994	Rashaan Salaam, Colorado	None
1995	Eddie George, Ohio State	None
1996	Danny Wuerffel, Florida	None
1997	Charles Woodson, Michigan	None
1998	Ricky Williams, Texas	None
1999	Ron Dayne, Wisconsin	None
2000	Chris Weinke, Florida State	None
2001	Eric Crouch, Nebraska	None
2002	Carson Palmer, USC	None
2003	Jason White, Oklahoma	None
2004	Matt Leinart, USC	None
2005	Reggie Bush, USC	Brady Quinn (4th)

Angelo Bertelli, 1943

6-1, 173, Quarterback
Cathedral High School
Springfield, MA

	Att.	Comp.	Yds.	TD	Pct.
1941	123	70	1027	8	.569
1942	159	72	1039	10	.453
1943	36	25	512	10	.694
TOTAL	318	167	2578	28	.525

'43 Heisman Voting

- | | |
|---------------------------------------|--------------------------------|
| 1. Angelo Bertelli, Notre Dame (648) | 6. Hal Hamburg, Navy (73) |
| 2. Bob O'Dell, Pennsylvania (177) | 7. Bill Daley, Michigan (71) |
| 3. Otto Graham, Northwestern (140) | 8. Tony Butkovich, Purdue (65) |
| 4. Creighton Miller, Notre Dame (134) | 9. Jim White, Notre Dame (52) |
| 5. Eddie Prokop, Georgia Tech (85) | |



photo by Bagby Studios

Frank Leahy's switch to the T-formation starting in 1942 made a star of Bertelli and helped him win the Heisman Trophy as a senior despite playing in only six of Notre Dame's 10 games. Bertelli's Irish career began as a single-wing tailback in 1941 as his 1,027 passing yards (and a .569 completion percentage that led the nation) propelled his team to a 9-0-1 record. As a junior, he switched to quarterback in the T and ended up throwing for another 1,039 yards and 10 touchdowns. In a 27-10 win over Stanford that year, he threw four touchdown passes and completed a record 10 straight passes. Runnerup to Minnesota's Bruce Smith for the Heisman as a sophomore and sixth as a junior behind winner Frank Sinkwich of Georgia, Bertelli's play enabled Notre Dame to average 43.5 points in its first six games in '43 before the Marine Corps called him into service. Still, he threw 10 scoring passes in those six contests and helped Notre Dame claim the national title despite a final-game loss to Great Lakes while Bertelli was in boot camp. He played three seasons with Los Angeles and Chicago in the All-America Football Conference before a knee injury ended his career. Bertelli ran a beverage distributorship in Clifton, N.J. He joined the National Football Foundation Hall of Fame in 1972. Bertelli died on June 26, 1999.

John Lujack, 1947

6-0, 180, Quarterback
Connellsville High School
Connellsville, PA

	Att.	Comp.	Yds.	TD	Pct.	TC	Yds.	TD
1943	71	34	525	4	.479	46	191	0
1946	100	49	778	6	.490	23	108	1
1947	109	61	777	9	.559	12	139	1
TOTAL	280	144	2080	19	.514	81	438	2

'47 Heisman Voting

- | | |
|---------------------------------------|--------------------------------|
| 1. John Lujack, Notre Dame (742) | 5. Harry Gilmer, Alabama (115) |
| 2. Bob Chappuis, Michigan (555) | 6. Bobby Layne, Texas (74) |
| 3. Doak Walker, SMU (196) | 7. Chuck Bednarik, Penn (65) |
| 4. Charley Conerly, Mississippi (186) | 8. Bill Swiacki, Columbia (61) |



photo by Bagby Studios

Lujack took over at quarterback for Notre Dame as a sophomore in 1943 when Angelo Bertelli joined the Marines - and he ended up helping the Irish to three national titles and establishing a reputation as one of the great T-formation signalcallers in college football history. In his initial start, versus Army in '43, he threw for two scores, ran for another and intercepted a pass in a 26-0 victory. He spent nearly three years of his own in the Navy but returned in time to earn consensus All-America honors as a junior and senior on Notre Dame teams in 1946 and '47 that did not lose a game. No slouch as a runner (he also played halfback as a sophomore), Lujack also punted - and probably made his greatest individual play on defense. He preserved a scoreless tie in '46 between the second-ranked Irish and top-ranked Army by making a touchdown-saving tackle of Cadet fullback Doc Blanchard from his defensive back position. As a junior, he finished third in the Heisman voting behind Army's Glenn Davis. As a senior, he earned the Associated Press male athlete of the year award. Lujack played four years with the Chicago Bears, leading the team in scoring each year, tying a record with eight interceptions as a rookie, throwing for a record 468 yards in one game in '49 and playing in the NFL Pro Bowl his last two seasons. An Irish backfield coach for two years following his retirement in '52, Lujack then ran an automobile dealership in Davenport, Iowa, until he retired in 1988. He was elected to the National Football Foundation Hall of Fame in 1960. Lujack has recently made several donations to the University to establish an academic scholarship endowment.

Leon Hart, 1949
6-4, 245, Right End
Turtle Creek High School
Turtle Creek, PA

	Rec.	Yds.	Avg.	TD	TC	Yds.	TD	FR
1946	5	107	21.4	1	0	0	0	0
1947	9	156	17.3	3	0	0	0	3
1948	16	231	14.4	4	4	39	1	2
1949	19	257	13.5	5	18	73	0	3
TOTAL	49	751	15.3	13	22	112	1	8

'49 Heisman Voting

- | | |
|---------------------------------------|-----------------------------------|
| 1. Leon Hart, Notre Dame (995) | 5. Bob Williams, Notre Dame (189) |
| 2. Charlie Justice, N. Carolina (272) | 6. Eddie LeBaron, Pacific (122) |
| 3. Doak Walker, SMU (229) | 7. Clayton Tonnemaker, Minn. (81) |
| 4. Arnold Galiffa, Army (196) | 8. Emil Sitko, Notre Dame (79) |



photo by Bagby Studios

Hart and Larry Kelley of Yale (the '36 winner) rank as the only linemen ever to win the Heisman Trophy. Joining Irish teammate and tackle Jim Martin as the last of the two-way players with the advent of two-platoon football, Hart gained a reputation as an outstanding blocker and superb rusher on defense in addition to his estimable pass-catching skills. A four-time letter-winner, Hart never played on the losing side during his years in a Notre Dame uniform as the Irish went 36-0-2 and claimed three national championships. He became a three-time first-team All-American and a consensus choice as a junior and senior. In 1949 he was voted the Associated Press male athlete of the year, outpointing such famous names as Jackie Robinson and Sam Snead. He also received the Maxwell Award as top collegiate player in 1949. A mechanical engineering major, Hart called defensive signals and often played fullback as a senior to confuse defenses. He went on to play eight seasons with the Detroit Lions, helping the team to three NFL titles and earning all-pro honors on both offense and defense in 1951. Moving to Birmingham, Mich., Hart headed up a variety of business enterprises, including the manufacture of tire-balancing equipment. He was elected to the National Football Foundation and Hall of Fame in 1973. Hart's son Kevin played for the Irish from 1977-79 and his grandson, Brendan, also played for the Irish. He died on Sept. 24, 2002.

John Lattner, 1953
6-1, 190, Right Halfback
Fenwick High School
Chicago, IL

	Att.	Yds.	Avg.	TD	Rec.	Yds.	Avg.
1951	68	341	5.0	6	8	157	19.6
1952	148	732	4.9	5	17	252	14.8
1953	134	651	4.9	9	14	204	14.6
TOTAL	350	1724	4.9	20	39	613	15.7

	KO Ret.	Yds.	P Ret.	Yds.	Int.	Yds.
1951	0	0	10	91	5	66
1952	3	45	7	113	4	58
1953	8	321	10	103	4	4
TOTAL	11	366	27	307	13	128

'53 Heisman Voting

- | | |
|-------------------------------------|----------------------------------|
| 1. John Lattner, Notre Dame (1,850) | 6. Alan Ameche, Wisconsin (211) |
| 2. Paul Giel, Minnesota (1,794) | 7. J.C. Caroline, Illinois (193) |
| 3. Paul Cameron, UCLA (444) | 8. J.D. Roberts, Oklahoma (108) |
| 4. Bernie Faloney, Maryland (258) | 9. Lamar McHan, Arkansas (78) |
| 5. Bob Garrett, Stanford (231) | |




photo by Bagby Studios

Lattner claimed the Heisman Trophy in 1953 during his senior year - in the second-closest Heisman balloting in history - despite the fact he didn't lead the Irish in rushing, passing, receiving or scoring. A jack of all trades who barely nosed out Minnesota's Paul Giel for the award, Lattner benefitted from helping Leahy's final Notre Dame team to a 9-0-1 record that earned the Irish national title recognition from all selectors but the two wire services (they named unbeaten Maryland). He received the Maxwell Award as the top collegiate player as both a junior and senior and finished fifth in the Heisman voting as a junior behind Oklahoma's Billy Vessels. A consensus All-American as both a junior and senior on offense and defense, he made his mark by running, catching and punting the football, while also returning punts and kickoffs and intercepting 13 career passes. He established a record for all-purpose yards from rushing, receiving and runbacks - a mark that stood until Vagas Ferguson broke it in 1979. He finished with 321 kickoff return yards on only eight returns (two for touchdowns) as a senior. Lattner played one year with the Pittsburgh Steelers before entering the service and suffering a career-ending knee injury in a military game. A former restaurant owner in Chicago, he now is an executive for a business forms company. Lattner was elected to the National Football Foundation Hall of Fame in 1979.

Paul Hornung, 1956

6-2, 205, Quarterback

Flaget High School

Louisville, KY

	Att.	Comp.	Int.	Yds.	TD	TC	Yds.	Avg.
1954	19	5	1	36	0	23	59	6.9
1955	103	46	10	743	9	92	472	5.1
1956	111	59	13	917	3	94	420	4.5
TOTAL	233	110	24	1696	12	209	1051	5.0

	Rec.	Yds.	Avg.	P Ret.	Yds.	KO Ret.	Yds.	Int.	Yds.
1954	0	0	0.0	1	6	1	58	3	94
1955	0	0	0.0	0	0	6	109	5	59
1956	3	26	8.7	4	63	16	496	2	59
TOTAL	3	26	8.7	5	69	23	663	10	212

	TD	PAT	FG	Pts
1954	2	6	0	18
1955	6	5	2	47
1956	7	14	0	56
TOTAL	15	25	2	121

'56 Heisman Voting

- | | |
|-------------------------------------|---------------------------------|
| 1. Paul Hornung, Notre Dame (1,066) | 6. Ron Kramer, Michigan (518) |
| 2. John Majors, Tennessee (994) | 7. John Brodie, Stanford (281) |
| 3. Tom McDonald, Oklahoma (973) | 8. Jim Parker, Ohio State (248) |
| 4. Gerry Tubbs, Oklahoma (724) | 9. Kenny Ploen, Iowa (150) |
| 5. Jimmy Brown, Syracuse (561) | 10. Jon Arnett, USC (128) |



photo by Bagby Studios

An outstanding all-around athlete who played quarterback, left halfback, fullback and safety, Hornung remains the only player from a losing team (Notre Dame finished 2-8 in '56) ever to win the Heisman Trophy. As a sophomore, Hornung served as the backup fullback and also averaged 6.1 points per contest while earning a basketball monogram. As a junior, he finished fourth nationally in total offense with 1,215 yards and fifth in the Heisman voting behind Ohio State's Hopalong Cassidy. Hornung ran for one score, threw for another and intercepted two passes in a victory over fourth-ranked Navy - and then brought the Irish from behind against Iowa with a TD pass and game-winning field goal in the final minutes. In a loss to USC, he threw and ran for 354 yards, an NCAA high that year. As a senior, he ranked second nationally in total offense (1,337 yards), accounted for more than half the Irish scoring-and converted 67 times on either third or fourth down as a junior and senior combined. A bonus pick of the Green Bay Packers, he led the NFL in scoring in 1959, '60, and '61. He retired after the '66 season, as physical problems kept him from joining New Orleans as an expansion pick. Hornung joined the National Football Foundation Hall of Fame in 1985, and the Pro Football Hall of Fame in 1986. In addition to various business enterprises in Louisville, Hornung is involved in numerous television and radio broadcasts including Notre Dame football games on Westwood One.

John Huarte, 1964

6-0, 180, Quarterback

Mater Dei High School

Santa Ana, CA

	Att.	Comp.	Int.	Yds.	TD	Pct.	TC	Yds.	TD
1962	8	4	0	38	0	.500	3	-14	0
1963	42	20	0	243	1	.467	11	-53	0
1964	205	114	11	2062	16	.556	37	7	3
TOTAL	255	138	11	2543	17	.541	51	-60	3

'64 Heisman Voting

- | | |
|------------------------------------|--------------------------------------|
| 1. John Huarte, Notre Dame (1,026) | 6. Tucker Frederickson, Auburn (184) |
| 2. Jerry Rhome, Tulsa (952) | 7. Craig Morton, California (181) |
| 3. Dick Butkus, Illinois (505) | 8. Steve DeLong, Tennessee (176) |
| 4. Bob Timberlake, Michigan (361) | 9. Cosmo Iacavazzi, Princeton (165) |
| 5. Jack Snow, Notre Dame (187) | 10. Brian Piccolo, Wake Forest (124) |




photo by Bagby Studios

Huarte's Heisman Trophy victory ranks as one of the biggest upsets in the history of the award considering he missed much of his sophomore season due to injury and didn't even play enough as a junior to win a monogram. Behind the aerial efforts of Huarte and fellow Californian Jack Snow (he caught 60 passes that year for 1,114 yards and a record nine touchdowns), Ara Parseghian in his first year turned Notre Dame from a 2-7 team in '63 into a 9-1 squad that came within minutes of the national title. Huarte threw for 270 yards in the '64 opening-game upset of Wisconsin - including TD tosses of 61 and 42 yards to Snow - and ended up finishing the year ranked third nationally in total offense (2,069 yards). He set 12 Irish records that year, and also earned back of the year and player of the year honors from United Press International. A second-round draft pick of the New York Jets, Huarte played sparingly in the pro ranks for eight years with Boston, Philadelphia, Minnesota, Kansas City and Chicago-prior to retiring from the World Football League Memphis entry in 1975. Huarte was inducted into the College Football Hall of Fame in 2005.

Tim Brown, 1987
6-0, 195, Flanker
Woodrow Wilson High School
Dallas, TX

	G-GS	Time	Rec.	Yds.	Avg.	TD	LG
1984	11-4	112:44	28	340	12.1	1	29
1985	10-10	158:46	25	397	15.9	3	49
1986	11-10	235:08	45	910	20.2	5	84
1987	11-11	232:25	39	846	21.7	3	57
TOTAL	43-35	739:03	137	2493	18.2	12	84

	TC	Yds.	Avg.	TD	LG
1984	1	14	14.0	0	14
1985	4	30	7.5	1	18
1986	59	254	4.3	2	16
1987	34	144	4.2	1	31
TOTAL	98	442	4.5	4	31

	KO Ret.	Yds.	Avg.	TD	LG
1984	7	121	17.3	0	25
1985	14	338	24.1	1	93
1986	25	698	27.9	2	96
1987	23	456	19.7	0	36
TOTAL	69	1613	23.4	3	96

	P Ret.	Yds.	Avg.	TD	LG
1986	2	75	37.5	0	56
1987	34	401	11.8	3	74
TOTAL	36	476	13.2	3	74

All-Purpose Yards (Rushing, Receiving, All Returns)

	Att.	Yds.	Avg./Play	TD	Avg./Game
1984	36	475	13.2	1	43.1
1985	43	765	17.8	5	76.5
1986	131	1937	14.8	9	176.1
1987	130	1847	14.5	7	167.9
TOTAL	340	5024	14.9	22	116.8

'87 Heisman Voting

- | | |
|--------------------------------------|-------------------------------------|
| 1. Tim Brown, Notre Dame (1,442) | 6. Chris Spielman, Ohio State (110) |
| 2. Don McPherson, Syracuse (831) | 7. Thurman Thomas, Okla. St. (99) |
| 3. Gordie Lockbaum, Holy Cross (657) | 8. Gaston Green, UCLA (73) |
| 4. Lorenzo White, Mich. State (632) | 9. Emmitt Smith, Florida (70) |
| 5. Craig Heyward, Pittsburgh (170) | 10. Bobby Humphrey, Alabama (63) |

Brown burst onto the scene as a junior with a scintillating season-ending performance in a come-from-behind upset of USC, then used back-to-back punt returns for touchdowns in an early-season '87 game against Michigan State to cement his Heisman bid. Listed as a flanker, Brown utilized his ability as a pass receiver, rusher out of a full-house backfield and punt and kickoff returner to rank third nationally in all-purpose yardage as a junior (176.5 per game) and sixth as a senior (167.9). He finished his junior campaign with 254 all-purpose yards in the 38-37 win at USC (including a 56-yard punt return that set up the winning field goal), then returned punts for 66 and 71 yards for a pair of touchdowns in an early romp over eventual Big Ten and Rose Bowl champion Michigan State. Brown finished his career as Notre Dame's all-time leader in pass reception yards (2493) while also returning six kicks for touchdowns (three punts, three kickoffs). Despite constant double and triple coverage as a senior, he earned a reputation as the most dangerous player in college football. Brown was a first-round pick of the Los Angeles Raiders (sixth player chosen overall) in the '88 NFL draft. He has been selected to play in the NFL Pro Bowl following the seasons of 1988, '91, '93, '94, '95, '96 and '97, '99, 2000, 2001 and 2002. He also played in his first Super Bowl in 2003. The original "Mr. Raider" signed a one-day contract with Oakland to retire as a Raider in July 2005.



Notre Dame's seven Heisman Trophy winners gathered in December '87 in New York the night before Tim Brown was presented with his award. The Irish honorees are (from left) John Lujack, 1947; Angelo Bertelli, 1943; Leon Hart, 1949; Tim Brown, 1987; Paul Hornung, 1956; John Huarte, 1964 and John Lattner, 1953.

CONSENSUS ALL-AMERICANS

Players accorded the majority of votes at their positions by selectors are designated consensus All-Americans. Current teams utilized in designation of consensus selections are those chosen by Associated Press, American Football Coaches Association, the Football Writers Association of America, Walter Camp Foundation and *The Sporting News*. In previous years, different combinations of agencies and magazines have been used to select the consensus All-Americans.

Anderson, Eddie (Mason City, IA)	1921	Hunter, Art (Akron, OH)	1953
Arrington, Dick (Erie, PA)	1965	Ismail, Raghieb (Wilkes-Barre, PA)	1990
Beinor, Ed (Harvey, IL)	1938	Jurkovic, Mirko (Calumet City, IL)	1991
*Bertelli, Angelo (Springfield, MA)	1943	Kunz, George (Arcadia, CA)	1968
Boeringer, Art (Bud) (St. Paul, MN)	1926	Kurth, Joe (Madison, WI)	1932
Bradley, Luther (Muncie, IN)	1977	*Lattner, John (Chicago, IL)	1952-53
Brown, Tim (Dallas, TX)	1987	*Layden, Elmer (Davenport, IA)	1924
*Browner, Ross (Warren, OH)	1976-77	*Lujack, John (Connellsville, PA)	1946-47
Burris, Jeff (Rock Hill, SC)	1993	Lyght, Todd (Flint, MI)	1989-90
*Cannon, Jack (Columbus, OH)	1929	*Lynch, Jim (Lima, OH)	1966
*Carideo, Frank (Vernon, NY)	1929-30	*MacAfee, Ken (Brockton, MA)	1976-77
Casper, Dave (Chilton, WI)	1973	Marx, Greg (Redford, MI)	1972
*Connor, George (Chicago, IL)	1946-47	McCoy, Mike (Erie, PA)	1969
Crabbe, Bob (Cincinnati, OH)	1980-81	*Miller, Creighton (Wilmington, DE)	1943
*Crowley, Jim (Green Bay, WI)	1924	*Millner, Wayne (Salem, MA)	1935
Demmerle, Pete (New Canaan, CT)	1974	Niehaus, Steve (Cincinnati, OH)	1975
DiNardo, Gerry (Howard Beach, NY)	1974	*Page, Alan (Canton, OH)	1966
DiNardo, Larry (Howard Beach, NY)	1970	Patulski, Walt (Liverpool, NY)	1971
Dorais, Gus (Chippewa Falls, WI)	1913	Rassas, Nick (Winnetka, IL)	1965
*Dove, Bob (Youngstown, OH)	1941-42	Regner, Tom (Kenosha, WI)	1966
Ecuyer, Al (New Orleans, LA)	1957	Robinson, Jack (Huntington, NY)	1934
Eddy, Nick (Lafayette, CA)	1966	Rydzewski, Frank (Chicago, IL)	1917
Ellis, Clarence (Grand Rapids, MI)	1971	Samardzija, Jeff (Valparaiso, IN)	2005
Ferguson, Vagas (Richmond, IN)	1979	Schoen, Tom (Euclid, OH)	1967
Filley, Pat (South Bend, IN)	1943	*Schwartz, Marchy (Bay St. Louis, MS)	1930-31
*Fischer, Bill (Chicago, IL)	1947-48	Scully, John (Huntington, NY)	1980
Gatewood, Tom (Baltimore, MD)	1970	*Sitko, Emil (Fort Wayne, IN)	1948-49
*Gipp, George (Laurium, MI)	1920	*Smith, John (Hartford, CT)	1927
Golic, Bob (Willowick, OH)	1978	Snow, Jack (Long Beach, CA)	1964
*Groom, Jerry (Des Moines, IA)	1950	Stams, Frank (Akron, OH)	1988
*Guglielmi, Ralph (Columbus, OH)	1954	Stickles, Monty (Poughkeepsie, NY)	1959
Hanratty, Terry (Butler, PA)	1968	Stonebreaker, Michael (River Ridge, LA)	1988, 90
*Hart, Leon (Turtle Creek, PA)	1948-49	*Stuhldreher, Harry (Massillon, OH)	1924
*Hornung, Paul (Louisville, KY)	1955	Sweeney, Chuck (Bloomington, IL)	1937
Huarte, John (Anaheim, CA)	1964	Taylor, Aaron (Concord, CA)	1992-93
Huffman, Dave (Dallas, TX)	1978	Taylor, Bobby (Longview, TX)	1994
		Townsend, Mike (Hamilton, OH)	1973
		Walton, Shane (San Diego, CA)	2002
		White, Jim (Edgewater, NJ)	1943
		*Williams, Bob (Baltimore, MD)	1949
		*Yarr, Tommy (Dabob, WA)	1931
		Yonakor, John (Dorchester, MA)	1943
		Zorich, Chris (Chicago, IL)	1989-90

* elected to National Football Foundation Hall of Fame



Todd Lyght was named a consensus All-American in both 1989 and 1990. Lyght is one of only 16 Irish players to earn consensus honors twice in his career. (Photo by Vince Wehby)

Here's a look at the top 10 Division I-A schools in terms of consensus All-American players.

	School	Players	Selections
1.	Notre Dame	79	95
2.	USC	65	73
3.	Michigan	61	73
4.	Ohio State	57	73
5.	Oklahoma	56	68
6.	Nebraska	44	53
7.	Pittsburgh	42	49
8.	Texas	41	46
9.	Alabama	38	39
10.	Miami (Fla.)	33	36

1949	AP	UP	NEA	INS	COL	AA	SN	L	
†Emil Sitko, FB	1	1	1	1	1	1	1	1	
†Leon Hart, E	1	1	1	1	1	1	1	1	
Bob Williams, QB	2	1				1	1	1	
Jim Martin, T	1	2	1	1			2	2	
1950	AP	UP	NEA				SN	L	
Bob Williams, QB	1	1					1	1	
Jerry Groom, C	2	1	1				1		
1951	AP	UP					SN		
Bob Toneff, T	1	2					2		
Jim Mutscheller, E		2							
1952	AP	UP	NEA	INS	COL	AA	SN	L	
†John Lattner, HB	1	1	1	1	1	1	1	1	
Bob O'Neill, DE			2						
1953	AP	UP	NEA	INS	COL	AA	SN	L	
†John Lattner, HB	1	1	1	1	1	1	1	1	
Art Hunter, T	2	1	2	1			1	1	
Don Penza, E		2					2		
1954	AP	UP	NEA	INS	COL	AA	SN	L	
†Ralph Guglielmi, QB	1	1	1	1	1	1	1	1	
Frank Varrichione, T	3	2		2			1		
Dan Shannon, E							2		
1955	AP	UP	NEA	INS	COL	AA	SN	L	
Paul Hornung, HB		1	1				1	1	
Don Schaefer, FB	2			1	1		2	1	
Pat Bisceglia, G	1	3					2		
1956	AP	UP	NEA	SN	L				
Paul Hornung, QB	2	1	2	1	1				
1957	AP	UP		INS	SN				
Al Ecuyer, G	2	1		1	1				
Nick Pietrosante, FB		3			3				
1958	AP	UP	NEA	FC	SN	L			
Nick Pietrosante, FB	3	3	2	1	2	1			
Al Ecuyer, G		1			1				
Monty Stickles, E	2	2			1				
1959	AP	UPI			SN				
Monty Stickles, E	2	1			1				
1960							T		
Myron Pottios, G							1		
1961		UPI		FC	SN			FN	
Nick Buoniconti, G		2		2	2			1	
Angelo Dabiero, HB				3					
1962	AP							FN	
Jim Kelly, E								1	
Daryle Lamonica, QB		3							
1963	AP	UPI		FC				FN	
Jim Kelly, E		1		1				1	
Bob Lehmann, G		2		3					
1964	AP	UPI	NEA	FC	SN	L	T	CP	FN
John Huarte, QB	1	1		2				1	1
Jack Snow, E	2	1	1	1	1	1	1	1	1
Jim Carroll, LB		2		3	1			1	1
Tony Carey, DB			2						
Kevin Hardy, DT			3						
1965	AP	UPI	NEA	FC	SN	L			FN
Dick Arrington, G	1	1	1	1		1			1
Nick Rassas, DB	1	1	1		1	1			1
Tom Regner, G			2						
Jim Lynch, LB		2							
1966	AP	UPI	NEA	FC	SN	L	T	CP	FN
†Nick Eddy, HB	1	1	1	1	2	1		1	1
†Jim Lynch, LB	1	1	1	1	1	1	1	1	1
Tom Regner, G	1	1	1	1	1			1	1
Alan Page, DE	2	2	1		1	1	1	1	1
Pete Duranko, DT	3	1		1	2				
Kevin Hardy, DT	2	2	3		1		1		1
Jim Seymour, E	3	2	2		3				1

Paul Seiler, T			3					2		
George Goeddeke, C	3	2	3					3		
Tom Schoen, DB	3	2								
Larry Conjar, FB	3	3					3		1	
Terry Hanratty, QB	3		3							
1967	AP	UPI	FC	SN	L	T	CP			
Tom Schoen, DB	1	1	1	1	1	1	1			
Kevin Hardy, DE	1	1		1	1	2				
Jim Seymour, E		1						1		
Mike McGill, LB				2				1		
John Pergine, LB		2								
Dick Swatland, G								2		
Jim Smithberger, DB				2						
1968	AP	UPI	NEA	FC	SN	L	T	CP	FN	WCF
George Kunz, T	2	1	1	1	1	1	1	1	1	1
Terry Hanratty, QB	1	1	2	1	1	1	1	1	1	1
Jim Seymour, E	2	1		1	1			2		1
1969	AP	UPI	NEA	FC	SN	L	T	CP	FN	WCF
†Mike McCoy, DT	1	1	1	1	1	1	1	1	1	1
Jim Reilly, T			2	1	2					
Larry DiNardo, G	3	1							2	1
Bob Olson, LB	2							2		
Mike Oriard, C						2				
1970	AP	UPI	NEA	FC	SN	L	CP	FN	WCF	
Larry DiNardo, G	1	1	2	1	1	1	1	1	1	
Tom Gatewood, E		1	1	1	2	1	1	1	1	
Clarence Ellis, DB		1	1							
Joe Theismann, QB	1	2	2					2	1	
1971	AP	UPI	NEA	FC	SN	L	T	FN	WCF	
†Walt Patulski, DE	1	1	1	1	1	1	1	1	1	
Clarence Ellis, DB	1	1	1		1			1	1	
Tom Gatewood, E		2						1		
Mike Kadish, DT					1					
1972	AP	UPI	NEA	FC	SN	FW	T	FN	WCF	
†Greg Marx, DT	1	1	1	1	1	1	1	1	1	
John Dampeer, OT								1		
1973	AP	UPI	NEA	FC	SN	FW	T	FN	WCF	
Dave Casper, TE	2	1	1	1		1			1	
Mike Townsend, DB	1	1	1		1	1	1	1	1	
1974	AP	UPI	NEA	FC	SN	FW	T	FN	WCF	
Pete Demmerle, SE	1	1	1	1					1	
Mike Fanning, DT	2		1		1			1	1	
Gerry DiNardo, G		1		1					1	
Tom Clements, QB							1		2	
Greg Collins, LB		2							2	
Steve Niehaus, DT									1	
Steve Sylvester, OT		3							3	
1975	AP	UPI	NEA	FC	SN	FW	T	FN	WCF	
†Steve Niehaus, T	1	1	1	1	1	1	1	1	1	
Ken MacAfee, TE		1								
Luther Bradley, DB									1	
1976	AP	UPI	NEA	FC	SN	FW		FN	WCF	
†Ross Browner, DE	1	1	1	1	1	1		1	1	
Ken MacAfee, TE		1		1		1			1	
Luther Bradley, DB			2					1	1	
Willie Fry, DE									2	
1977	AP	UPI	NEA	FC	SN	FW	FN	WCF	CW	
†Ross Browner, DE	1	1	1	1	1	1	1	1	1	
†Ken MacAfee, TE	1	1	1	1	1	1	1	1	1	
Luther Bradley, DB	2	1	2	1				1	1	
Ernie Hughes, G		2								
Bob Golic, MG	2	2				2				
Willie Fry, DE		2								
Ted Burgmeier, DB						2				
1978	AP	UPI	NEA	FC	SN	FW	FN	WCF		
†Bob Golic, LB	1	1	2	1		1	2	1		
Dave Huffman, C	2	1		1	1	1	1	1		

1979	AP	UPI	NEA	FC	SN	FW	FN	WCF	CW
Vagas Ferguson, HB	2	1	2	1		1	1	1	
Tim Foley, OT	2	1	1		1			2	
Bob Crable, LB	3							3	
1980	AP	UPI	NEA	FC	SN	FW	FN	WCF	CW
†John Scully, C	1	1	1	1	1	1	1	1	
Bob Crable, LB	2	1	1	1	1			1	1
Scott Zettek, DE	1							1	
Harry Oliver, K								3	
1981	AP	UPI	NEA	FC	SN	FW	FN	WCF	CW
Bob Crable, LB	1	1		1	1			1	1
John Krimm, CB			1		1				
Dave Duerson, CB								3	
1982	AP	UPI	NEA	FC	SN	FW	FN	WCF	CW
Dave Duerson, FS						1	1		1
Tony Hunter, TE			1						
Mark Zavagnin, LB	3							2	
Mike Johnston, K								3	
1983	AP	UPI	NEA	FC	SN	FW	FN	WCF	CW
Allen Pinkett, TB	2	2			1			1	
Larry Williams, OT								2	
Mike Shiner, OT									1
1984	AP	UPI	NEA	FC	SN	FW	FN	WCF	CW
Mark Bavaro, TE	1								
Larry Williams, OG	3	2						3	
Mike Gann, DT			2						
Mike Kelley, C						2			
1985	AP	UPI	NEA	FC	SN	FW	FN	WCF	CW
Allen Pinkett, TB								1	
Tim Scannell, OG								2	
1986	AP	UPI	NEA	FC	SN	FW	FN	WCF	CW
Tim Brown, FL	1	1			1			1	1
Wally Kleine, DT								2	
Cedric Figaro, OLB								3	
1987	AP	UPI	NEA	FC	SN	FW	FN	WCF	CW
†Tim Brown, FL	1	1	1	1	1	1	1	1	1
Chuck Lanza, C	2	2						1	
Ned Bolcar, LB	2							3	
Cedric Figaro, LB								3	
1988	AP	UPI	NEA	FC	SN	FW	FN	WCF	CW
Frank Stams, DE	1	1	2		2			1	2
Andy Heck, OT	1	1	1		1			1	2
Michael Stonebreaker, LB	1	2	1		2	1	1	1	1
Chris Zorich, DT			1					3	
Wes Pritchett, LB					2				
Ricky Watters, FL									2
1989	AP	UPI	NEA	FC	SN	FW	FN	WCF	CW
†Todd Lyght, CB	1	1	1	1	1	1	1	1	1
Chris Zorich, DT	1	1	2		1	1	1	1	1
Raghib Ismail, FL	1	2	1		1	1	1		
Tony Rice, QB								1	
Ned Bolcar, LB			2		2				
Jeff Alm, DT	2							2	
Tim Grunhard, OG			2						
1990	AP	UPI	NEA	FC	SN	FW	FN	WCF	CW
†Raghib Ismail, FL	1	1	1	1	1	1	1	1	1 (3-KR)
†Chris Zorich, DT	1	1	1	1	1	1	1	1	1
†Michael Stonebreaker, LB	1	1		1	1	1	2	1	1
Todd Lyght, CB	2	1	1	1				2	1
Mike Heldt, C	3	2	2					1	2
1991	AP	UPI	NEA	FC	SN	FW	FN	WCF	CW
Mirko Jurkovic, OG	2	1	1		1			1	1
Derek Brown, TE			1					3	1
Demetrius DuBose, LB			2					1	
Jerome Bettis, FB			2					2	2

1992	AP	UPI	NEA	FC	SN	FW	FN	WCF	CW
Aaron Taylor, OG	1	1			1		1	1	2
Reggie Brooks, TB	2	2	2		2		2		2
Rick Mirer, QB								2	
Tom Carter, CB	3							3	
Irv Smith, TE			2						
Lindsay Knapp, OT									1
1993	AP	UPI	NEA	FC	SN	FW	FN	WCF	CW
†Aaron Taylor, OT	1	1	1	1	1	1	1	1	1
Jeff Burris, CB	1	1	1		2			1	2
Tim Ruddy, C	2	2						2	1
Bryant Young, DT	2	2			1			2	1
Bobby Taylor, FS	3		1		1	1	2		3
1994	AP	UPI	NEA	FC	SN	FW	FN	WCF	CW
Bobby Taylor, CB	3	1		1	1		1	1	1
1995	AP	UPI	NEA	FC	SN	FW	FN	WCF	CW
Ryan Leahy, OG			3						
Derrick Mayes, SE	3							2	
Dusty Zeigler, OG			2						
1996	AP	NEA	FC	SN	FW	FN	WCF	CW	
Jeremy Akers, OG								2	
1998	AP	NEA	FC	SN	FW	FN	WCF	CW	
Mike Rosenthal, OT	2	2				2	1	2	
Autry Denson, TB	2								
2000	AP	NEA	FC	SN	FW	FN	WCF	CW	
Anthony Denman, ILB	2			2		3		2	
Mike Gandy, OG				3					
2002	AP	FW	FC	WCF	SN	ESPN			
†Shane Walton, CB	1	1	1	1	1				
Jeff Faine, C	2				1	1			
Courtney Watson, LB				2	3	1			
Vontez Duff, CB	3								
2005	AP	FW	FC	WCF	SN	ESPN	SI		
Jeff Samardzija, WR	2	1	2	2	1	1	1		
Brady Quinn, QB	3								
Tom Zbikowski, S	3								

†Unanimous selection on official teams.

Key to Abbreviations

- AA All-America Board (1924-55)
- AP Associated Press (since 1925)
- C Walter Camp (in *Harper's Weekly* 1897, in *Collier's* 1898-1924)
- COL *Collier's* (Walter Camp's selections to 1925; Grantland Rice 1925-47; American Football Coaches Association 1948-56)
- CP Central Press (1963-70)
- CW *College & Pro Football Newsweekly* (1977, 1982-present)
- ESPN ESPN.com
- FBW *Football World* (1920-25)
- FC American Football Coaches Association (in *Saturday Evening Post* 1945-47, in *Collier's* 1948-56, sponsored by General Mills 1957-59, by Kodak from 1960-93 and by Schooner's International in 1994)
- FN *Football News*
- FW Football Writers Association of America (in *Look* 1946-70)
- INS International News Service (merged with United Press in 1958 to form UPI)
- L *Look* (Football Writers Association of America selections 1946-70)
- LIB *Liberty* (1924-25, 1931-41)
- M Frank Menke Syndicate (through 1920)
- NA North American Newspaper Alliance (1927-37)
- NEA Newspaper Enterprise Association (since 1917)
- NW *Newsweek* (1937-42)
- SI Sports Illustrated.com
- SN *The Sporting News* (since 1934)
- T *Time*
- UP United Press (merged with International News Service in 1958 to form UPI)
- UPI United Press International (1959-95; merger of INS and UP in 1958)
- WCF Walter Camp Football Foundation

COLLEGE FOOTBALL HALL OF FAME



The National Football Foundation each year honors former college football players and coaches who rank among the greats in the game and inducts them into its Hall of Fame.

Since inductions began in 1951, 41 former Notre Dame players and five former coaches have been honored as Hall of Fame enshrinees — more than the number provided by any other institution.

The most recent Notre Dame inductee was former All-America quarterback and Heisman Trophy winner John Huarte. A consensus first-team All-American as a senior, Huarte threw for 270 yards in the '64 opening-game upset of Wisconsin - including TD tosses of 61 and 42 yards to Snow -- and ended up finishing the year ranked third nationally in total offense (2,069 yards). He set 12 Irish records that year and earned back-of-the-year and player-of-the-year honors from United Press International. He was named MVP of the College All-Star Game in Chicago in 1965.

A second-round draft pick of the AFL New York Jets (and a sixth-round pick of the NFL Philadelphia Eagles), Huarte played in the pro ranks for eight years with Boston, Philadelphia, Minnesota, Kansas City and Chicago -- prior to retiring from the World Football League Memphis entry in 1975.

On Dec. 6, 2005, Huarte and 10 other former All-America college football players and two past head coaches were inducted into the Hall of Fame as part of the National Football Foundation and College Hall of Fame's 48th annual awards dinner at the Waldorf-Astoria Hotel in New York City. The class was permanently enshrined at the College Football Hall of Fame in South Bend in August 2006.

2006 College Hall of Fame Inductees

Player	School	Position	Years
Bob Anderson	Colorado	Running Back	1967-69
Bennie Blades	Miami (Fla.)	Defensive Back	1985-87
Carl Eller	Minnesota	Tackle	1961-63
Steve Emtman	Washington	Defensive Line	1989-91
Thomas Everett	Baylor	Free Safety	1983-86
Chad Hennings	Air Force	Defensive Tackle	1984-87
Chip Kell	Tennessee	Offensive Guard	1968-70
Mike Phipps	Purdue	Quarterback	1967-69
Mike Rozier	Nebraska	Running Back	1981-83
Jeff Siemon	Stanford	Linebacker	1968-71
Bruce Smith	Virginia Tech	Defensive Tackle	1981-84
Emmitt Smith	Florida	Running Back	1987-89
Charlie Ward	Florida State	Quarterback	1989, 1991-93

Coach	Schools	Years	Record
Bobby Bowden	Samford, West Virginia, Florida St.	1959-current	359-107-4
Joe Paterno	Penn State	1966-current	354-117-3

Notre Dame College Football Hall of Fame Inductees

Coaches

Year	Coach	Record	Years Coached
1951	Knute Rockne	105-12-5	1918-30
1970	Frank Leahy	87-11-9	1941-43, 46-53
1971	Jesse Harper	34- 5-1	1913-17
1980	Ara Parseghian	95-17-4	1964-74
1985	Dan Devine	53-16-1	1975-80

Players

Year	Player	Position	Years Played
1951	George Gipp	HB	1917-20
1951	Elmer Layden	FB	1922-24
1954	Frank Carideo	QB	1928-30
1958	Harry Stuhldreher	QB	1922-24
1960	John Lujack	QB	1943, 46-47
1963	George Connor	OT	1946-47
1965	Jack Cannon	G	1927-29
1966	Edgar (Rip) Miller	OT	1922-24
1966	Jim Crowley	HB	1922-24
1968	Adam Walsh	C	1922-24
1970	Don Miller	HB	1922-24
1971	Louis (Red) Salmon	FB	1900-03
1972	Angelo Bertelli	QB	1941-43
1972	Ray Eichenlaub	FB	1911-14
1973	Leon Hart	TE	1946-49
1974	Marchy Schwartz	HB	1929-31
1974	Heartley (Hunk) Anderson	OG	1918-21
1975	John (Clipper) Smith	OG	1925-27
1976	Creighton Miller	HB	1941-43
1977	Zygmunt (Ziggy) Czarowski	OT	1942-43, 46-47
1978	Frank (Nordy) Hoffmann	OG	1930-31
1979	John Lattner	HB	1951-53
1982	Bert Metzger	OG	1928-30
1983	Bill (Moose) Fischer	OG	1945-48
1983	Bill Shakespeare	HB	1933-35
1984	Emil (Red) Sitko	HB	1946-49
1985	Paul Hornung	QB	1954-56
1985	Fred Miller	T	1926-28
1987	Tommy Yarr	C	1929-31
1988	Bob Williams	QB	1948-50
1990	Wayne Millner	E	1933-35
1992	Jim Lynch	LB	1964-66
1993	Alan Page	DE	1964-66
1994	Jerry Groom	C / LB	1948-50
1995	Jim Martin	E/T	1946-49
1997	Ken MacAfee	TE	1974-77
1999	Ross Browner	DE	1973, 1975-77
2000	Bob Dove	E	1940-42
2001	Ralph Guglielmi	QB	1951-54
2004	Joe Theismann	QB	1968-70
2005	John Huarte	QB	1962-64

PRO FOOTBALL HALL OF FAME

Former Notre Dame All-American tight end Dave Casper, a 10-year National Football League veteran of the Oakland/Los Angeles Raiders, became the ninth Irish player inducted into the National Professional Football Hall of Fame as a member of the class of 2002.

It marked the third straight year a former Notre Dame player was inducted at the Canton, Ohio, ceremony. Joe Montana (San Francisco 1979-92, Kansas City 1993-94) was inducted in 2000 and Nick Buoniconti (Boston 1962-68, Miami 1969-74, 1976) stepped up to the podium in 2001.

Casper's induction on August 3, 2002, pushed the number of former Notre Dame players in the NFL Hall of Fame to nine, a record number of members the Irish share with USC. Casper played six and a half seasons with the Raiders to begin his professional career, earning All-Pro and All-AFC honors four times and participated in four Pro Bowls. He was traded to the Houston Oilers and reunited with his quarterback from the Raiders, Ken Stabler while earning his fifth Pro Bowl appearance. After a brief stint with the Minnesota Vikings, Casper finished his career back on the West Coast with the Raiders.

Nicknamed "The Ghost" by his Raiders teammates, Casper is well known for his "Ghost to the Post" 42-yard reception that set up the tying field goal in an eventual 37-31 double overtime playoff victory over Baltimore. Casper also played a role in "The Holy Roller" in 1978, helping a fumbled ball across the goal line with his foot to defeat San Diego in the final minutes of the game.

Joining Casper in the 2002 Hall of Fame induction class were George Allen, Dan Hampton, Jim Kelly and John Stallworth.

Some of the greatest names in professional football have appeared on the gridiron wearing a Notre Dame football jersey. Curly Lambeau was a charter member of the Hall in 1963 as a founder, player and coach for the Green Bay Packers from 1919-1949. Lambeau lettered for the 1918 Notre Dame football team. Montana, who is among those mentioned as the greatest quarterbacks to play the game, won a National Championship at Notre Dame in 1977 and four Super Bowl titles with the San Francisco 49ers. One of Notre Dame's seven Heisman Trophy winners, Paul Hornung, was inducted into the Hall in 1986, and 1988 welcomed "Purple People Eater" and Minnesota Supreme Court Justice Alan Page (Minnesota 1967-78, Chicago 1978-81) into the Hall of Fame.



A complete list of the former Notre Dame players inducted into the Pro Football Hall of Fame in Canton, Ohio, by years of induction (year(s) played at Notre Dame):

- 1963: Curly Lambeau (1918), Green Bay Packer 1919-49
- 1964: George Trafton (1919), Chicago Bears 1920-22
- 1968: Wayne Millner (1933-35), Boston and Washington Redskins, 1936-41, 1945
- 1975: George Connor (1946-47), Chicago 1948-55
- 1986: Paul Hornung (1954-56), Green Bay 1957-62, 1964-66
- 1988: Alan Page (1964-66), Minnesota 1967-78, Chicago 1978-81
- 2000: Joe Montana (1975, 1977-78), San Francisco 1979-92, Kansas City 1993-94
- 2001: Nick Buoniconti (1959-61), Boston 1962-68, Miami 1969-74, 1976
- 2002: Dave Casper (1971-73), Oakland 1974-80, 1984, Houston 1980-83, Minnesota 1983



A large banner of former Notre Dame player Joe Montana (above) – along with banners depicting fellow 2000 inductees Howie Long, Ronnie Lott, Dan Rooney and Dave Wilson – adorned the exterior of the football stadium at the Professional Football Hall of Fame in anticipation of the July 2000 ceremonies. Eight other former Irish players are enshrined in the Hall, including former greats Curly Lambeau (top photo) and George Connor (left). (Photos by Pete LaFleur)

HONORS AND ACCOLADES

Rotary Lombardi Award

The Rotary Club of Houston presents the Lombardi Award to the outstanding college lineman of the year.

Since the award was first presented following the 1970 season, four Notre Dame football players have received the granite block trophy:

1971	DE	Walt Patulski
1977	DE	Ross Browner
1990	DT	Chris Zorich
1993	OL	Aaron Taylor

Other Notre Dame players voted finalists for the award include offensive guard Larry DiNardo in 1970, defensive tackle Steve Niehaus in 1975, Browner in 1976, tight end Ken MacAfee in 1977, linebacker Bob Crable in 1981 and Zorich in 1989. Offensive guard Aaron Taylor, the 1993 winner, was one of 12 semifinalists in 1992.

The award is presented to the offensive or defensive lineman who best combines athletic performance with the discipline of Vince Lombardi, the former Green Bay Packer coach and a member of Fordham's "Seven Blocks of Granite" from the 1930s.

The recipient is selected by a national panel of more than 400 coaches and media members. Twelve players are initially nominated for the award, then the field is reduced to four finalists who appear at the December dinner, proceeds from which go to the American Cancer Society.

Outland Trophy

The Outland Trophy is presented annually to the outstanding interior lineman (guard, tackle or center) on either offense or defense in collegiate football by the Football Writers Association of America.

Since the inception of the award in 1946, three Notre Dame football players have been honored:

1946	OT	George Connor
1948	OG	Bill Fischer
1976	DE	Ross Browner

Aaron Taylor was one of three finalists for the award in 1993.

The award is named for a Kansas City surgeon and former University of Pennsylvania All-America lineman from 1897, Dr. John H. Outland, who felt linemen did not receive the recognition they deserved. The FWAA selects three finalists from its All-America team with representation from the Omaha Sports Committee including the final selection.

Walter Camp Player of the Year

The Walter Camp Football Foundation annually presents a player-of-the-year award to the top individual in collegiate football.

Awarded beginning in 1967, the player of the year is honored each year in conjunction with the Walter Camp Football Foundation All-America team. Three Notre Dame football players have received the player-of-the-year honor:

1977	TE	Ken MacAfee
1987	FL	Tim Brown
1990	FL	Raghib Ismail

The award is named after the man who became Yale's first head football coach in 1888. It is presented at the annual Walter Camp awards dinner in February in New Haven, Conn. Brady Quinn was a finalist for that award in 2005.

Timmie Award

The Touchdown Club of Washington, D.C. presents the Timmie Award, in memory of Walter Camp, to the college back of the year. As a player/coach at Yale, Camp collaborated with columnist Caspar Whitney to select the first All-America team in 1889. Camp is a member of the Touchdown Club Hall of Fame, the oldest football hall of fame in the country. Seven Notre Dame football players have been bestowed the honor including:

Angelo Bertelli – in 1943	Ralph Guglielmi – in '54
John Lujack – in '47	Paul Hornung – in '56
Emil Sitko – in '49	Tim Brown – in '87
John Lattner – in '53	

Lattner tied for the 1953 award with Alan Ameche of Wisconsin, Paul Giel of Minnesota and Bernie Faloney of Maryland.

Maxwell Award

The Maxwell Memorial Football Club of Philadelphia annually presents the Maxwell Award to the top college football player in the nation. Four Notre Dame players have been voted the award, with John Lattner winning the award in successive seasons:

1949	TE	Leon Hart
1952	HB	John Lattner
1953	HB	John Lattner
1966	LB	Jim Lynch
1977	DE	Ross Browner

Hart was only the second lineman ever to receive the Maxwell Award, named after Robert W. "Tiny" Maxwell, a Philadelphia native and former All-America guard at Swarthmore and Chicago who went on to a career that included professional football, coaching and sportswriting. The award has been presented since 1937. Current senior Brady Quinn was a finalist for the Maxwell Award in 2005.

Nick Pietrosante Award

The Nick Pietrosante Award is presented each year to the Notre Dame player who best exemplifies the courage, loyalty, teamwork, dedication and pride of the late Irish All-America fullback. The award is determined by a vote of the players. Pietrosante, a native of Ansonia, Conn., played for the Irish from 1956-58 and won first team All-America honors as a senior from the American Football Coaches Association and *Look* magazine. He led the Irish in rushing in his junior and senior seasons with 449 yards on 90 carries in 1957 and 117 carries for 549 yards in '58. He was a first-round National Football League draft pick of the Detroit Lions in '59 and played for that team from 1959-65 and then for the Cleveland Browns from 1966-67. Pietrosante died of cancer on Feb. 6, 1988.

1988	T	Andy Heck
1989	FB	Anthony Johnson
1990	NG	Chris Zorich
1991	FB	Ryan Mihalko
1992	LB	Demetrius DuBose
1993	OT	Aaron Taylor
1994	NG	Oliver Gibson and ILB Justin Goheen
1995	WR	Richard Rolle
1996	TE	Kevin Carretta
1997	DE	Melvin Dansby
1998	ILB	Bobbie Howard
1999	DE	Lamont Bryant
2000	FL/PR	Joey Getherall
2001	LB	Tyreo Harrison
2002	C	Jeff Faine
2003	DT	Darrell Campbell
2004	LB	Derek Curry
2005	S	Tom Zbikowski, WR Maurice Stovall, LB Corey Mays and TE Anthony Fasano

Moose Krause Lineman of the Year

Awarded since 1986, the Lineman of the Year Award is presented by the Moose Krause Chapter of the National Football Foundation and Hall of Fame to Notre Dame's most exceptional lineman.

1986	DE	Robert Banks
1987	C	Chuck Lanza
1988	DE	Frank Stams
1989	DT	Jeff Alm
1990	NT	Chris Zorich
1991	OT	Mirko Jurkovic
1992	OT	Lindsay Knapp
1993	OT	Aaron Taylor
1994	NG	Oliver Gibson
1995	OG	Ryan Leahy
1996	DE	Renaldo Wynn
1997	DE	Melvin Dansby
1998	OT	Mike Rosenthal
1999	DT	Brad Williams
2000	NG	Lance Legree
2001	DE	Anthony Weaver

2002	DE	Ryan Roberts
2003	NG	Cedric Hilliard
2004	DT	Greg Pauly
2005	DE	Victor Abiamiri

Guardian Insurance Guardian of the Year Award

The Guardian of the Year Award, presented by the Guardian Insurance Company, is presented annually to Notre Dame's top offensive lineman.

2000	G	Mike Gandy
2001	C	Jeff Faine
2002	G	Sean Mahan
2003	T	Jim Molinaro
2004	T	Ryan Harris
2005	G	Dan Stevenson

Hesburgh/Joyce Scholarship

The Hesburgh/Joyce Hall of Fame Scholarship, presented by the National Football Foundation, was a post-graduate study grant given previously to a walk-on who contributed significantly to the success of the football program.

1988	K	Reggie Ho
	E	Brad Alge
1989	FS	Doug DiOrio
	LB	Chris Shey
1990	CB	Jerry Bodine
1991	WR	Jeff Baker
1992	QB	Matt Johnson
1993	OG	Jason Beckwith

Johnny Uitas Golden Arm Award

The Kentucky chapter of the National Football Foundation and Hall of Fame annually honors the nation's top quarterback.

Rick Mirer was selected as one of the six finalists for the award in 1992.

1989	QB	Tony Rice
------	----	-----------

Other Awards

Although Notre Dame has had only one individual win any of the more recently-originated awards, several Irish players have been finalists for those honors.

In 2005, junior Brady Quinn was named the top passer in the country via the **Sammy Baugh Award**, awarded by the Columbus (Ohio) Touchdown Club.

Irish cornerback Shane Walton, along with Arizona State's Terrell Suggs, Kansas State's Terence Newman, Georgia's David Pollard and Maryland's E.J. Henderson, was a finalist for the 2002 **Bronko Nagurski Award** given to the nation's outstanding defensive player. Walton was the first Notre Dame player ever named a finalist for the award.

In 1992, Irish quarterback Rick Mirer was one of 10 finalists for the **Davey O'Brien Award**, presented since 1977 by the Fort Worth Club to the top quarterback in the country. The award originated in 1977 and went to the best player from Texas, Oklahoma, Arkansas, Louisiana or New Mexico, but in 1981 it was limited to quarterbacks and expanded to include the entire country. The award is named after former TCU star Davey O'Brien. Quarterback Tony Rice was a finalist in both 1988 and 1989 as was Brady Quinn in 2005.

Cornerback Bobby Taylor was one of three finalists for the 1993 **Jim Thorpe Award**, presented since 1988 by the Jim Thorpe Association of Oklahoma City to the top defensive back in the nation. The award is named after former Carlisle standout Jim Thorpe, a native Oklahoma Indian. Cornerback Todd Lyght was one of three finalists in 1989.

Linebacker Michael Stonebreaker finished third in the voting in 1988 and 1990 for the **Butkus Award**, presented since 1985 to the top linebacker in the country by the Downtown Athletic Club of Orlando. The award is named for former Illinois All-American Dick Butkus. Courtney Watson was one of three finalists for the award in 2002, losing to eventual winner E.J. Henderson of Maryland.

The first Irish player to finish as a finalist for the Doak Walker National Running Back Award was tailback Reggie Brooks in 1992. The **Doak Walker Award**, presented first in 1990 by the SMU Athletic Forum, is given to the nation's top running back. Tailback Lee Becton was one of eight semifinalists for the award in 1993. It is named after SMU's 1948 Heisman Trophy winner and voted on by a panel of media and former college football standouts.

Placekicker Kevin Pendergast in 1993 was named one of eight semifinalists for the second annual **Lou Groza Award**. Presented by the Palm Beach County Sports Commission and named for the Ohio State and Cleveland Browns Hall of Famer, it honors the nation's most instrumental placekicker.

Current Irish senior WR Jeff Samardzija was one of three finalists for the 2005 **Biletnikoff Award** after leading the Irish and setting school records with 77 receptions, 15 touchdowns and 1,249 yards. Irish split end Derrick Mayes in 1994 and 1995 also was named a semifinalist for the Biletnikoff Award, presented by the Tallahassee (Fla.) Quarterback Club Foundation since 1994. The award is named after Fred Biletnikoff the former Florida State and Oakland Raider all-star receiver.

In 2002, Irish center Jeff Faine was the first Notre Dame player named a finalist for the **Rimington Award**, given to the nation's outstanding center. Faine was runner-up to Miami's Brett Romberg for the honor.

Cornerback Allen Rossum was one of 17 finalists in 1998 for the inaugural **Mosi Tatupu Special Teams Award**. The award is presented by the Bowl Games of Hawaii, in conjunction with the Quarterback Clubs of Honolulu and Maui.

Linebacker Brandon Hoyte in 2005 was a finalist for the **Wuerffel Trophy** presented by the Fort Walton Beach (Fla.) All Sports Association. Named after former Florida quarterback Danny Wuerffel, the award goes to the college football player who best combines exemplary community service with athletic and academic achievement.

Tight end Anthony Fasano was a 2005 finalist for the **John Mackey Award** presented to the top tight end in the country by the Nassau County (N.Y.) Sports Commission.

Notre Dame Monogram Club Most Valuable Player

The Notre Dame Monogram Club MVP award is based on voting by team members.

1967	Terry Hanratty (offense) – QB	Tom Schoen (defense) – DHB
1968	Terry Hanratty (offense) – QB	Bob Kuechenberg (defense) – DE
1969	Bob Olson – LB	
1970	Joe Theismann (offense) – QB	Tim Kelly (defense) – LB
1971	Dan Novakov (offense) – C	Walt Patulski (defense) – DE
1972	Andy Huff (offense) – FB	Jim O'Malley (defense) – LB
1973	Dave Casper (offense) – TE	Greg Collins (defense) – LB
1974	Wayne Bullock (offense) – FB	Greg Collins (defense) – LB
1975	Al Wujciak (offense) – OG	Steve Niehaus (defense) – DT
1976	Al Hunter (offense) – HB	Ross Browner (defense) – DE
1977	Ken MacAfee – TE	
1978	Joe Montana (offense) – QB	Bob Golic (defense) – LB
1979	Vagas Ferguson – HB	
1980	Bob Crable – LB	
1981	Bob Crable – LB	
1982	Dave Duerson – SS	
1983	Allen Pinkett – TB	
1984	Allen Pinkett – TB	
1985	Allen Pinkett – TB	
1986	Tim Brown – FL	
1987	Tim Brown – FL	
1988	Tony Rice – QB	
1989	Tony Rice – QB	
1990	Raghib Ismail – FL	
1991	Jerome Bettis – FB	
	Rick Mirer – QB	
1992	Reggie Brooks – TB	
1993	Jeff Burris – FS	
1994	Derrick Mayes – SE	
1995	Derrick Mayes – SE	
1996	Renaldo Wynn – DE	
1997	Autry Denson – TB	
1998	Autry Denson – TB	
1999	Jarius Jackson – QB	
2000	Anthony Denman – LB	
2001	Anthony Weaver – DE	
2002	Shane Walton – CB	
2003	Julius Jones – RB	
2004	Justin Tuck – DE	
2005	Brady Quinn – QB	
	Jeff Samardzija – WR	

INTRO
 '06 OUTLOOK
 '06 PLAYERS
 '06 COACHES
 '05 REVIEW
 HISTORY & RECORDS
 THIS IS NOTRE DAME
 WELCOME
 MEDIA

Coach of the Year

The American Football Coaches Association (AFCA) in conjunction with Kodak has honored a coach of the year since 1935, and the Football Writers Association of America (FWAA) has done the same since 1957.

Since those awards have been presented, four Notre Dame coaches have been the recipients on five occasions:

1941 (AFCA)	Frank Leahy
1964 (FWAA)	Ara Parseghian
1964 (AFCA)	Ara Parseghian (tie with Frank Broyles of Arkansas)
1988 (FWAA)	Lou Holtz
2005 (FWAA)	Charlie Weis

In 2005, Charlie Weis also was named the national coach of the year by Schutt Sports, he was a finalist for the George Munger College Coach of the Year award (presented by the Maxwell Football Club) and was named the man of the year by the New Jersey Sportswriters Association.

In 2002, Tyrone Willingham received the George Munger College Coach of the Year award and was named the ESPN/Home Depot College Coach of the Year and the Scripps College Coach of the Year. Willingham also was named sportsman of the year for 2002 by *The Sporting News*.

In 1988, Holtz also was named coach of the year by *The Sporting News*, United Press International, CBS Sports and *Football News*. He was one of four finalists for the FWAA award—named for former Alabama coach Paul “Bear” Bryant—in three straight seasons (1987-88-89).

Holtz was one of three finalists for the 1993 *Football News* coach of the year award.

CoSIDA Academic All-Americans

CoSIDA (College Sports Information Directors of America) and *ESPN The Magazine* each year honor an Academic All-America football team made up of top scholar-athletes from universities around the country.

A 3.2 minimum cumulative grade-point average is required for nomination.

A total of 29 Notre Dame football players have been first-team selections, including two-time selections Tom Gatewood, Greg Marx, Joe Restic and Tim Ruddy and three-time honoree Joe Heap — and three others have received second-team recognition. Ruddy was named team member of the year in 1993.

First Team

1952	HB	Joe Heap
1953	HB	Joe Heap
1954	HB	Joe Heap
1954	TE	Dan Shannon
1955	FB	Don Schaefer
1958	E	Bob Wetoska
1959	G	Ken Adamson
1963	OG	Bob Lehmann
1963	SE	Tom Taloga
1966	OG	Tom Regner
1966	LB	Jim Lynch
1967	DHB	Jim Smithberger
1968	OT	George Kunz
1969	OT	Jim Reilly
1970	QB	Joe Theismann
1970	OG	Larry DiNardo
1970	SE	Tom Gatewood
1971	SE	Tom Gatewood
1971	DT	Greg Marx
1972	DT	Greg Marx
1972	TE	Mike Creaney
1973	TE	Dave Casper
1973	K	Bob Thomas
1973	LB	Gary Potempa
1974	SE	Pete Demmerle
1974	CB	Reggie Barnett
1977	TE	Ken MacAfee
1977	OG	Dave Vinson
1977	FS	Joe Restic
1978	FS	Joe Restic
1980	OG	Bob Burger
1980	FS	Tom Gibbons
1981	CB	John Krimm
1984	DT	Greg Dingens
1985	DT	Greg Dingens

1987	P	Vince Phelan
1987	K	Ted Gradel
1992	C	Tim Ruddy
1993	C	Tim Ruddy

Second Team

1954	TE	Dan Shannon
1984	DT	Greg Dingens
1988	K	Reggie Ho
1994	C	Mark Zataveski
2002	SN	John Crowther

Honorable Mention

1963	SE	Tom Taloga
------	----	------------

CoSIDA Academic All-America Hall of Fame

The CoSIDA Academic All-America Hall of Fame recognizes former Academic All-Americans who graduated 10 or more years ago and have community service accomplishments. To be nominated, the candidate must have been an Academic All-American with a cumulative grade point average of at least 3.0 on a 4.0 scale. The inductees are selected by a committee made up of officers of CoSIDA (College Sports Information Directors of America) and the media. The first class of inductees was in 1988 and since then three former Notre Dame football players have been honored.

1990	QB	Joe Theismann
1993	TE	Dave Casper
1996	PK	Bob Thomas
2006	OG	Bob Burger

Dick Enberg Award

The Dick Enberg Award is given annually to a person whose actions and commitment have furthered the meaning and reach of the CoSIDA Academic All-America Programs and/or the student-athlete while promoting the values of education and academics. Past recipients of this distinguished honor include John Humenik, former assistant athletic director at the University of Florida; Dean Smith, former University of North Carolina men's basketball coach; Bill Russell, former University of San Francisco and Boston Celtic basketball star, 2001 recipient Alan Page and former Notre Dame president Rev. Theodore H. Hesburgh C.S.C.

2001	E	Alan Page
------	---	-----------

NCAA Scholarships

The National Collegiate Athletic Association each year honors student-athletes from universities around the nation by presenting them with \$7,5100 post-graduate scholarships.

Since the inception of the program in 1964, 16 Notre Dame football players have received NCAA scholarships:

1967	OT	Fred Schnurr
1968	DHB	Jim Smithberger
1969	OT	George Kunz
1970	C	Mike Oriard
1971	OG	Larry DiNardo
1972	SE	Tom Gatewood
1973	DT	Greg Marx
1974	TE	Dave Casper
1975	SE	Pete Demmerle
1975	CB	Reggie Barnett
1979	FS	Joe Restic
1980	FS	Tom Gibbons
1981	CB	John Krimm
1985	DT	Greg Dingens
1988	K	Reggie Ho
1993	C	Tim Ruddy

Scholarship honorees must have a 3.00 grade-point average (on 4.0 scale) in the classroom and have performed with distinction in their individual sports, epitomizing the term scholar-athlete.

NFFCHF Scholars

The National Football Foundation and College Hall of Fame each year honors scholar-athletes from universities around the nation by presenting them with \$18,000 scholarships for post-graduate study. Since the program began in 1959, 14 Notre Dame football players have received fellowships:

1966	LB	Jim Lynch	1974	SE	Pete Demmerle
1968	OT	George Kunz	1977	OG	Dave Vinson
1969	C	Mike Oriard	1978	FS	Joe Restic
1970	OG	Larry DiNardo	1980	OG	Bob Burger
1971	SE	Tom Gatewood	1983	SE	Mike Favorite
1972	DT	Greg Marx	1985	DT	Greg Dingens
1973	TE	Dave Casper	1993	C	Tim Ruddy

Scholar-athlete honorees must be seniors and graduate school candidates chosen for their football ability and performance, academic application and performance and outstanding leadership and citizenship.

Notre Dame Club of St. Joseph Valley Rockne Student-Athlete Award

The Notre Dame Club of St. Joseph Valley, the University's local alumni chapter, annually presents a student-athlete award in each Notre Dame varsity sport. Since 1993-94, those awards have been named after former Notre Dame football coach and chemistry professor Knute Rockne.

1982	C	Mark Fischer
1983	FL	Mike Favorite
1984	LB	Greg Dingens
1985	LB	Greg Dingens
1986	SE	Milt Jackson
1987	PK	Ted Gradel
1988	OG	Tom Gorman
1989	SS/FL	Pat Eilers
1990	FB	Ryan Mihalko
1991	OT	Lindsay Knapp
1992	C	Tim Ruddy
1993	C	Tim Ruddy
1994	OG	Jeremy Akers
1995	SS	Mark Monahan
1996	TE	Kevin Carretta
1997	LB	Bobbie Howard
1998	LB	Bobbie Howard
1999	H	James Caputo
2000	H	Adam Tibble
2001	SNP	John Crowther
2002	SNP	John Crowther
2003	FB	Josh Schmidt
2004	DE	Kyle Budinscak
2005	WR	Rob Woods

Westwood One/Mutual Broadcasting System/ State Farm Student-Athlete of the Year

Since 1989 State Farm, in conjunction with Notre Dame's football radio network on the Mutual Broadcasting System and Westwood One, has presented a Student-Athlete of the Year Award. The winner is selected as the grand champion from among weekly winners announced each game during the regular season.

1989	SS/FL	Pat Eilers
1990	OT	Lindsay Knapp
1991	C	Tim Ruddy
1992	OT	Lindsay Knapp
1993	C	Tim Ruddy
1994	C	Mark Zataveski
1995	FB	Marcus Thorne
1996	OG	Jeremy Akers
1997	TE	Tim Ridder
1998	OG	Tim Ridder
1999	SE	Bobby Brown
2000	SN	John Crowther

2001	HD	Adam Tibble
2002	WR	Arnaz Battle
2003	DE	Kyle Budinscak
2004	FB	Josh Schmidt
2005	DL	Trevor Laws
2005	OL	Dan Santucci

Hitachi/CFA Scholar-Athlete Team

Since 1991, the College Football Association in conjunction with Hitachi has honored a scholar-athlete team made up of college football-playing student-athletes who successfully balance athletics and academics. In recognition of the players' accomplishments, Hitachi, Ltd., contributes \$1,000 to the high school attended by each honoree.

1993	C	Tim Ruddy
1994	C	Mark Zataveski
1996	OG	Jeremy Akers

NCAA Silver Anniversary Award

The NCAA recognizes former student-athletes for success in their chosen careers and community service 25 years after they have graduated from college with the NCAA Silver Anniversary Award. The following former Notre Dame football players have been honored:

1991	LB	Jim Lynch
1992	DE	Alan Page
1996	QB	Joe Theismann
1998	TE	Dave Casper
1998	K	Bob Thomas
2002	TE	Ken MacAfee

Byron V. Kanaley Award

Perhaps the most prestigious honor awarded to Notre Dame student-athletes is the Byron V. Kanaley Award. Presented each year since 1926, the Kanaley Awards go to the senior monogram athletes who have been the most exemplary as students and leaders. These awards, selected by the Faculty Board on Athletics, are named in honor of a 1904 Notre Dame graduate who was a member of the Irish baseball team as an undergraduate. Kanaley went on to a successful banking career in Chicago and served the University in the Alumni Association and as a lay trustee from 1915 until his death in the spring of 1960.

Winners of the Kanaley Award from the sport of football are:

1926	RT	Edgar Miller
1931	QB	Frank Carideo
1933	QB	Charles Jaskwich
1935	RE	Dominic Vairo
1937	G	John Lautar
1942	QB	Robert Hargrave
1947	G	Robert McBride
1948	RT	George Sullivan
1950	G	Robert Lally
1953	E	Robert O'Neill
1955	QB	Thomas Carey
1959	FB	Norm Odyniec
1960	G	Ken Adamson
1963	FB	Gerard Gray
1964	G	Bob Lehmann
1969	OT/TE	George Kunz
1970	C	Mike Oriard
1975	TE	Mark Brennehan
1978	LB	Dave Vinson
1979	FS/P	Joe Restic
1982	CB	John Krimm
1986	DT	Greg Dingens
1990	SS/FL	Pat Eilers
1994	C	Tim Ruddy
1996	FB	Marcus Thorne



NOTRE DAME

THIS IS

KNUTE ROCKNE

Knute Rockne received a rude introduction to football.

As a young Norwegian immigrant to the Logan Square district of Chicago, Rockne first played the game with his immigrant neighbors on the sandlots. A slender and swift ballcarrier, Rockne broke away from his pursuers for a long run, a sure touchdown. But a rowdy group of fans for the opponents stepped in, stripped the ball away from his cradled arms and mistook his body for a punching bag. When he finally arrived home, his parents took one look at his tattered body and announced that his football career was over.

But a few bumps and bruises would not keep Rockne away from the game he loved for long. With his parents' blessing, he returned to the gridiron in high school and later emerged as the country's most respected, innovative and successful college football coach of all time.

After Rockne finished high school, he worked as a mail dispatcher with the Chicago Post Office for four years and continued his athletic endeavors at the Irving Park Athletic Club, the Central YMCA and the Illinois Athletic Club. By then he had saved enough money to continue his education and boarded the train for South Bend and Notre Dame. After a difficult first year as a scrub with the varsity, Rockne turned his attention to track where he earned a monogram and later set a school record (12-4) in the indoor pole vault. Those accomplishments gave him incentive to give football another try. This time he succeeded and eventually was named to Walter Camp's All-America football squad as a third-string end. During his senior season (1913) when he served as captain, Rockne and his roommate, quarterback Gus Dorais, stunned Army with their deadly pass combination and handed the high-ranking Cadets a 35-13 setback.

But Rockne — who also fought semi-professionally in South Bend, wrote for the student newspaper and yearbook, played flute in the school orchestra, took a major role in every student play and reached the finals of the Notre Dame marbles tournament — considered himself primarily a student. He worked his way through school, first as a janitor and then as a chemistry research

assistant to Professor Julius A. Nieuwland, whose discoveries led to synthetic rubber. Rockne graduated magna cum laude with a 90.52 (on a scale of 100) grade average.

Upon graduation Rockne was offered a post at Notre Dame as a graduate assistant in chemistry. He accepted that position on the condition that he be allowed to help Jesse Harper coach the football team. When Harper retired after the 1917 season, Rockne was named his successor.

Under Rockne's tutelage, Notre Dame skyrocketed to national prominence and became America's team. With their penchant for upsetting the stronger, more established football powers throughout the land, the Irish captured the hearts of millions of Americans who viewed Notre Dame's victories as hope for their own battles.

During Rockne's 13-year coaching tenure, Notre Dame beat Stanford in the '25 Rose Bowl and put together five unbeaten and untied seasons. Rockne produced 20 first-team All-Americans. His lifetime winning percentage of .881 (105-12-5) still ranks at the top of the list for both college and professional football. Rockne won the last 19 games he coached.

Rockne, who was inducted into the National Football Foundation Hall of Fame in 1951 — the first year of inductions — revolutionized the game of football with his wide-ranging ideas and innovations.

Rockne was the first football coach to take his team all over the country and initiate inter-sectional rivalries. The Irish competed in a national arena. He challenged the best football teams in the land and almost always won.

Using his medical and anatomical knowledge, Rockne designed his own equipment and uniforms. He reduced the amount of bulk and weight of the equipment, while increasing its protectiveness. He also introduced the gold satin and silk pants that cut down on wind resistance.

Rockne foresaw the day of the two-platoon system and often used his "shock troops," a full team of second stringers, at the start of most games.

Inspired by the precision and timing of a chorus line, Rockne added the Notre Dame shift to his playbook. In the shift, all four backs were still in motion at the snap. Opponents were so dumbfounded by the shift that they couldn't find a consistent way to handle it. The rules board finally enacted a law against the shift.

Rockne also attempted to outsmart his coaching peers by downplaying his squads' talent. He never boasted about his team or its strengths; rather, he lamented his squad's lack of skill every chance he got.

Rockne believed that half of football strategy was passing, while most of his counterparts kept the ball on the ground.

But football was never enough for Rockne. He also served as Notre Dame's athletic director, business manager, ticket distributor, track coach and equipment manager; he wrote a newspaper column once a week; he authored three books, including a volume of juvenile fiction; Rockne was principle designer of Notre Dame Stadium; he opened a stock brokerage firm in South Bend during his last season; he was a dedicated family man to his wife Bonnie and their four children and for years raised much of the family's food in his garden. Rockne also made several public speeches a year and served as a public spokesman for Studebaker.

For all of his contributions to the game of football, Rockne was recognized as the 76th most powerful person in sports for the 20th century by *The Sporting News*.

After the championship season of 1930, Rockne tried to get away for a much-needed rest and vacation. But he was needed in Los Angeles to make a football demonstration movie

An enthusiastic flier and never one to waste time, Rockne boarded Transcontinental-Western's Flight 599 from Kansas City to Los Angeles on March 31, 1931. Shortly after takeoff, the plane flew into a storm, became covered with ice and fell into a wheat field near Bazaar, Kan. There were no survivors.