

THROUGH THE YEARS - 1196-763 (.611)

KEY TO PROVIDENCE COLLEGE HOME COURTS (1920-55)

C	Cranston Street Armory
CG	City Gymnasium
H	Harkins Hall
I	Infantry Hall
L	LaSalle High
M	Mt. Pleasant High
PBC	Providence Boys Club
R	Rhode Island Auditorium

1920-21 (0-3)

Coach: None

Captain: None

Date	PC	OPP	ATTN
12-4	13 at East Greenwich Acad.	64	-
12-7	25 at Rhode Island State	87	-
12-10	19 RISD (PBC)	29	-
57		180	

Roster (Pts.): Fred Bentley (13.3), Joe Kerns (3.3), Jim Tully (1.3), Matt Carollan (0.7), Joe Dore (0.3), Dom L'Angello (0.0), Harold Crawford (0.0), Louis Gerourard (0.0), Paul Redmond (0.0)

WILLIAM DONOVAN 1921-22

One Season (0-6)

William Donovan was the Friars' first coach and a Providence College freshman when he coached the team. He never graduated from PC.

1921-22 (0-6)

Coach: William Donovan and Joseph McGee

Captain: Joseph McGee

Date	PC	OPP	ATTN
12-6	19 at Rhode Island State	35	-
12-14	10 HOLY CROSS (I)	56	-
12-16	12 at Brown	48	-
12-21	20 at Crescent Athletic Club	48	-
12-22	26 at St. Francis (NY)	49	-
1-13	19 at Lowell Textile	51	-
106		287	

Roster (Pts.): Joseph McGee (8.3), Fred Hasney (5.0), Heroux (4.0), Peterson (2.0), William Donovan (1.5), Francis McGee (1.0), Joe Kerns (1.0), Harold Crawford (0.0), Fred Bentley (0.0)

The NCAA has recognized these nine games in 1920-21 and 1921-22 as exhibition games.



ARCHIE GOLEMBESKI

Holy Cross '23

1926-27

One Season (8-8)

Archie Golembeski, an All-East football star from Holy Cross coached the Friars to the first win in the history of the program. Golembeski resurrected the program after it had been dormant for three seasons. He also served as the head football coach at Providence after a stint with the Providence Steamrollers and an abbreviated professional wrestling career. He left PC to become the Athletic Director at Worcester Academy. Golembeski died on March 9, 1976.

1926-27 (8-8)

Coach: Archie Golembeski

H:2-0 A:6-8

Captain: Hector Allen

Date	PC	OPP	ATTN
12-4	31 at Bridgewater State	19	-
12-8	16 at Dartmouth	40	1200
12-13	23 at Yale	53	-
12-15	28 at Boston University	30	-
12-18	18 at Northeastern	31	1200
12-31	17 at University Club	40	-

1-1	12 at Crescent Athletic Club	40	-
1-13	31 MIDDLEBURY (L)	27	-
1-22	18 at Springfield	41	-
2-5	35 at New Bedford Textile	33	-
2-8	25 at Lowell Textile	17	-
2-18	44 at U.S. Coast Guard	27	-
2-19	35 at U.S. Submarine Base	27	-
2-25	36 at St. John's	33	-
2-26	24 at Seton Hall	25	-
3-4	65 LOWELL TEXTILE (L)	19	-
458		502	

Roster (Pts.): Hector Allen (7.3), John Murphy (6.9), Dave Adair (5.9), Adelard Fleurent (5.0), Larry Wheeler (4.6), Bob Bourdeau (3.2), Stan Szydla (2.2), Charles Murphy (2.1), Pete Rzeznikiewicz (1.1), Leo Supple (1.0), Gerard Dillon (0.3), Jim McPartland (0.0), Clement Spring (0.0), Jimmy Victory (0.0)



AL MCCLELLAN

1927-38

11 Seasons (147-65)

Al McClellan, third on the all-time victories list at Providence, was the first coach to achieve great success at PC. His 19 wins in 1932 would not be matched for 27 years! "The General" left Providence to become head coach at Boston College (93-77) and later at Belmont Abbey (50-27). He died on September 23, 1962.

1927-28 (7-9)

Coach: Al McClellan

H:0-1 A:7-8

Captain: Charles A. Murphy

Date	PC	OPP	ATTN
12-7	42 at Clark	21	-
12-10	30 at Dartmouth	52	-
12-16	34 at Upsala	27	-
12-17	19 at Seton Hall	38	-
12-19	35 at Columbia C. Pharmacy	20	-
12-20	26 at St. John's	38	-
1-7	27 at Trinity	30	-
1-13	23 SPRINGFIELD (L)	44	400
1-21	21 at Connecticut	29	-
2-4	36 at U.S. Coast Guard	38	-
2-7	36 at New Hampshire	23	-
2-10	42 at Boston University	24	-
2-18	26 at MIT	21	-
2-24	30 at Albany State (NY) (OT)	31	-
2-25	22 at Union	27	-
3-3	31 at Brown	19	1100
480		482	

Roster (Pts.): John Krieger (9.9), Larry Wheeler (7.1), Bill McCue (4.9), Charles Murphy (3.1), Adelard Fleurent (3.0), Stan Szydla (2.7), Hector Allen (1.6), George Forrest (0.5), Gerard Dillon (0.3), Leo Bourdeau (0.0), Mark McGovern (0.0), Steve Nawrocki (0.0), Pete Rzeznikiewicz (0.0)

1928-29 (17-3)

Coach: Al McClellan

H:2-0 A:15-3

Captain: Lawrence P. Wheeler

Date	PC	OPP	ATTN
12-8	42 at Northeastern	31	-
12-12	34 at Dartmouth	32	-
12-15	28 at Yale	27	-
12-18	32 at St. John's	30	-
12-19	45 at Stroudsburg State	31	-
12-20	23 at St. Thomas	28	500
1-9	43 at U.S. Coast Guard	34	-
1-12	25 at Springfield	21	-
1-16	51 at Clark	28	-
1-19	35 at Holy Cross	28	1100
2-2	35 HOLY CROSS (C)	21	1700
2-6	33 at Connecticut	35	-
2-9	41 at New Hampshire	24	-
2-12	31 LOWELL TEXTILE (L)	21	500
2-20	32 at U.S. Military Academy	36	-
2-21	64 at Upsala	32	-

FRIARS THROUGH THE YEARS

Year	W	L	Year	W	L
1926-27	8	8	1964-65	24	2
1927-28	7	9	1965-66	22	5
1928-29	17	3	1966-67	21	7
1929-30	15	4	1967-68	11	14
1930-31	14	5	1968-69	14	10
1931-32	19	5	1969-70	14	11
1932-33	13	3	1970-71	20	8
1933-34	12	5	1971-72	21	6
1934-35	17	5	1972-73	27	4
1935-36	14	7	1973-74	28	4
1936-37	12	10	1974-75	20	11
1937-38	7	9	1975-76	21	11
1938-39	4	7	1976-77	24	5
1939-40	5	9	1977-78	24	8
1940-41	11	6	1978-79	10	16
1941-42	13	7	1979-80	11	16
1942-43	15	5	1980-81	10	18
1943-44	No Team - WWII		1981-82	10	17
1944-45	5	7	1982-83	12	19
1945-46	5	12	1983-84	15	14
1946-47	8	11	1984-85	11	20
1947-48	10	10	1985-86	17	14
1948-49	7	19	1986-87	25	9
1949-50	14	9	1987-88	11	17
1950-51	14	10	1988-89	18	11
1951-52	14	9	1989-90	17	12
1952-53	11	11	1990-91	19	13
1953-54	13	13	1991-92	14	17
1954-55	9	12	1992-93	20	13
1955-56	14	8	1993-94	20	10
1956-57	15	9	1994-95	17	13
1957-58	18	6	1995-96	18	12
1958-59	20	7	1996-97	24	12
1959-60	24	5	1997-98	13	16
1960-61	24	5	1998-99	16	14
1961-62	20	6	1999-00	11	19
1962-63	24	4	2000-01	21	10
1963-64	20	6	2001-02	15	16
1964-65	24	2	2002-03	18	14
			2003-04	20	9

2-22	35 at Crescent Athletic Club	34	-
2-26	54 at Lowell Textile Institute	38	-
3-2	47 at WPM	25	-
3-5	49 at Brown	23	1300
779		579	

Roster (Pts.): Eddie Wineapple (13.9), John Krieger (10.6), Larry Wheeler (5.5), Bill McCue (5.2), Stan Szydla (2.0), Bill Gainer (1.7), Jim Welch (0.7), Willard Cooley (0.3), Ed Derivan (0.1), George Cody (0.0), George Forrest (0.0), Foster (0.0), John McCormac (0.0), Mark McGovern (0.0)

1929-30 (15-4)

Coach: Al McClellan

H:7-0 A:8-4

Captain: Stan Szydla

Date	PC	OPP	ATTN
12-11	48 NORTHEASTERN (I)	21	-
12-17	21 at Yale	30	-
12-20	20 at St. John's	27	-
12-21	43 at Columbia C. Pharmacy	12	-
1-11	41 SPRINGFIELD (I)	28	-
1-16	44 MIDDLEBURY (L)	23	-
1-18	34 at Holy Cross	33	-
1-22	33 WPI (L)	18	-
1-25	31 ST. JOHN'S (I)	21	-
2-1	27 HOLY CROSS (I)	25	-
2-7	61 at Upsala	21	-
2-8	22 at City College of NY	40	1500
2-15	56 NEW BEDFORD TEXTILE (L)	22	-
2-19	34 at U.S. Coast Guard	20	-
2-22	36 SETON HALL (I)	25	-
2-26	23 at New Hampshire	27	-
3-1	34 U.S. COAST GUARD (L)	24	-
3-6	30 at Brown	20	1200
3-8	28 at Lowell Textile	22	-
666		459	

Roster (Pts.): John Krieger (10.7), Bill McCue (7.8), Larry Wheeler (6.7), Jim Welch (3.4), Bill Gainer (3.3), Stan Szydla (2.7), Fran Dromgoole (2.4), Sam Rice (1.7), George Cody (1.0), Ed Derivan (0.9), Jim Burns (0.0), John McCormac (0.0), Mark McGovern (0.0), Henry Smolensky (0.0)

1930-31 (14-5)

Coach: Al McClellan

H:4-0 A:10-5

Captain: Johnny Krieger and William McCue

Date	PC	OPP	ATTN
12-10	25 at Dartmouth	33	1500
12-13	80 NEWPORT NAVAL (L)	16	-
12-16	25 at Yale	34	-
12-19	16 at St. John's	21	-



12-20	40	at Seton Hall	22	
1-10	38	at Holy Cross	31	
1-17	38	U.S. COAST GUARD (L)	27	
1-24	60	at Northeastern	32	2000
2-4	28	at Springfield	27	900
2-7	17	at City College of NY	26	
2-12	20	at Columbus Club (NY)	24	
2-13	34	at Muhlenberg	29	
2-14	42	at Upsala	26	
2-17	31	at New Hampshire	21	
2-21	36	HOLY CROSS (H)	19	1000
2-23	41	at WPI	25	
2-26	48	SETON HALL (H)	31	
3-4	47	at Brown	28	2500
3-6	34	LOWELL TEXTILE (H)	29	
700			501	

Roster (Pts.): Allen Bracken (9.5), John Krieger (9.4), Ed Koslowski (9.1), Bill McCue (3.5), Fran Dromgoole (2.9), Bill Gainer (2.3), George Cody (1.5), Jim Welch (0.7), Ed Reilly (0.7), John McCormac (0.6), Ed Derivan (0.0)

1931-32 (19-5)				
Coach: Al McClellan		H:6-2 A:13-3		
Captain: William Gainer				
Date	PC	OPP	ATTN	
12-9	28	at Dartmouth	41	
12-12	62	NEWPORT NAVAL (H)	22	
12-15	32	at Yale	26	
12-18	28	at Seton Hall	24	
12-19	25	at St. John's	33	
1-9	38	at U.S. Coast Guard	27	
1-15	35	at Holy Cross (OT)	31	1400
1-20	37	at Harvard	25	800
1-23	34	SPRINGFIELD (H)	31	
1-30	26	ST. JOHN'S (R)	30	2000
2-4	20	at Columbus Club (NY)	31	
2-5	37	at Pratt	19	
2-6	23	at Manhattan	22	
2-9	40	LOWELL TEXTILE (H)	24	
2-10	52	at Boston University	40	
2-13	23	at New Hampshire	7	
2-18	20	CCNY (R)	37	2000
2-20	35	ALUMNI (H)	31	
2-22	54	at WPI	24	
2-25	51	SETON HALL (H)	21	
2-27	46	HOLY CROSS (R)	33	
3-1	36	at Massachusetts	21	
3-3	42	at Lowell Textile	23	
3-15	51	at Brown	34	
875			657	

Roster (Pts.): Allen Bracken (9.4), Ed Koslowski (7.7), Sam Shapiro (6.5), Ed Reilly (3.6), John McCormac (2.5), Bill Gainer (2.0), Jim Welch (2.0), Bill Hyde (1.7), Fran Dromgoole (1.5), Birdie Tebbetts (1.5), Grubert (1.5), Ollie Roberge (1.3), Oscar Perrin (0.9), Fran Reavey (0.8), George Cody (0.7)

1932-33 (13-3)				
Coach: Al McClellan		H:4-0 A:9-3		
Captain: Allen Bracken				
Date	PC	OPP	ATTN	
12-10	32	at Dartmouth	44	
12-13	29	at Yale	50	
12-16	27	at Columbus Club (NY)	18	
12-17	25	at St. John's	39	
1-7	51	U.S. COAST GUARD (H)	33	
1-13	64	MIDDLEBURY (H)	31	
1-20	30	at Manhattan	27	
1-28	53	LOWELL TEXTILE (H)	37	
2-4	43	SPRINGFIELD (H)	25	1000
2-8	46	at Massachusetts	40	
2-11	35	at New Hampshire	27	
2-18	47	ST. JOHN'S (H)	38	
2-22	43	at Springfield	29	
3-1	48	at Boston University	37	500
3-4	46	at WPI	22	
3-11	50	at Brown	26	
669			523	

Roster (Pts.): Allen Bracken (13.0), Ed Koslowski (9.0), Sam Shapiro (6.6), Bill Kutniewski (5.1), Ed Reilly (3.0), Ollie Roberge (2.1), Fran Dromgoole (1.6), Oscar Perrin (1.1), Ed Stanisiewski (1.1), John Madden (0.7), Jim Bostick (0.5), Tony Barbarito (0.0), Dexter Davis (0.0), Gerard Dillon (0.0), Abe Feit (0.0), Ford (0.0), Joe Morrison (0.0), Austin Smith (0.0), Wheeler (0.0)

1933-34 (12-5)				
Coach: Al McClellan		H:3-0 A:9-5		
Captain: Ed Koslowski				
Date	PC	OPP	ATTN	
12-8	47	EAST STROUDSBURG (H)	35	
12-14	35	at Yale	32	
12-19	31	at St. John's	43	
12-20	40	at Columbus Club	27	
1-10	25	at Dartmouth	37	
1-17	29	at U.S. Military Academy	35	
1-18	30	at East Stroudsburg	23	
1-19	29	at St. Thomas	43	
1-27	44	SPRINGFIELD (H)	43	
2-9	31	at Pratt	25	
2-10	17	at City College of NY	38	
2-16	25	at Harvard	18	
2-17	52	at U.S. Coast Guard	30	400
2-22	45	at Springfield	33	900
3-2	46	at Lowell Textile	33	
3-7	58	WPI (H)	21	
3-10	41	at Brown	24	1200
625			540	

Roster (Pts.): Allen Bracken (9.9), Sam Shapiro (7.1), Ed Koslowski (5.8), Bill Kutniewski (5.7), Ed Reilly (3.5), John Ziment (2.1), Jim Bostick (1.3), Abe Feit (1.1), Ollie Roberge (0.8), John Madden (0.8), Oscar Perrin (0.5), John Morrison (0.3), Pat Morrison (0.3)

1934-35 (17-5)				
Coach: Al McClellan		H:8-0 A:9-5		
Captain: Bill Kutniewski				
Date	PC	OPP	ATTN	
12-11	45	HARVARD (R)	21	
12-13	26	at Yale	41	
12-15	51	EAST STROUDSBURG (H)	40	
12-18	37	at St. John's	40	
12-19	26	at John Marshall	44	
12-20	45	at East Stroudsburg	41	
1-9	42	at Dartmouth	35	300
1-12	59	HOLY CROSS (R)	13	
1-16	41	SPRINGFIELD (H)	29	
1-19	58	ST. JOHN'S (R)	28	
1-25	40	at Pratt	19	
1-26	24	at U.S. Military Academy	28	
2-9	53	RHODE ISLAND (R)	28	2400
2-16	55	LOWELL TEXTILE (H)	38	
2-19	52	at Holy Cross	24	
2-22	30	at Springfield	35	1200
2-23	45	ST. ANSELM (H)	37	
2-28	47	at Rhode Island	43	1600
3-2	46	at St. Anselm	28	
3-6	48	at Lowell Textile	38	
3-9	55	at WPI	33	
3-13	63	at Brown	43	3000
988			726	

Roster (Pts.): Bill Kutniewski (8.0), Al Hagstrom (7.9), Joe Carew (7.5), John Smith (5.2), Ray Belliveau (5.2), Charles Gallagher (2.8), Jim Bostick (2.6), Leo Davin (2.4), Fred Collins (1.7), Carl Angelica (1.6), Abe Feit (1.5), Elmer Chester (1.2), Milt Blieden (1.1), John Madden (1.0), Pat Morrison (0.4)

1935-36 (14-7)				
Coach: Al McClellan		H:6-0 A:8-6 N:0-1		
Captain: John F. Smith				
Date	PC	OPP	ATTN	
12-7	45	at Assumption	24	
12-11	48	at Yale	24	1000
12-14	64	EAST STROUDSBURG (H)	39	
12-19	50	at East Stroudsburg	31	
12-20	43	at Columbus Club (OT)	45	
12-21	30	at Stamford	29	
1-8	53	at Dartmouth	54	2000
1-11	51	ST. ANSELM (H)	30	
1-14	35	at Lowell Textile	30	
1-18	53	RHODE ISLAND (R)	47	3500
1-22	34	at U.S. Military Academy	40	
2-8	65	at Rhode Island	42	2000
2-13	55	SPRINGFIELD (R)	48	
2-15	46	VILLANOVA (R)	37	400
2-22	43	at Springfield	50	2000
2-29	31	at St. Anselm	32	
3-6	34	at St. John's	43	
3-7	58	at Upsala	24	
3-10	38	LOWELL TEXTILE (H)	34	
3-12	24	Springfield *	33	1000
3-14	48	at Brown	34	2500
948			770	

* U.S. Olympic New England Playoffs, Cambridge, MA

Roster (Pts.): Ed Bobinski (10.1), Leo Davin (8.3), Joe Carew (7.4), John Smith (5.2), Ray Belliveau (5.2), Charles Gallagher (4.8), Al Hagstrom (3.8), Fred Collins (3.4), Leo Ploski (1.3), Carl Angelica (1.1), Milt Blieden (0.7), Bill Mogo (0.3), Charles Kelly (0.3), Bill Spinnler (0.0), Norm Eichner (0.0), Dom Minicucci (0.0)



The 1928-29 team was the first Friar squad to garner national recognition.

1936-37 (12-10)				
Coach: Al McClellan		H:5-2 A:7-8		
Captain: Leo J. Davin				
Date	PC	OPP	ATTN	
12-5	49	EAST STROUDSBURG (H)	33	
12-9	59	ASSUMPTION (H)	26	
12-12	28	at City College of NY	44	5000
12-17	39	VILLANOVA (R)	40	
1-9	48	at Assumption	18	
1-13	57	at Dartmouth (OT)	51	2000
1-14	28	at Lowell Textile	25	
1-16	54	RHODE ISLAND (R)	63	3800
1-29	27	at Villanova	33	1500
1-30	36	at LaSalle	47	1000
2-6	49	at St. Anselm	45	
2-9	50	LOWELL TEXTILE (H)	26	
2-12	50	at Pratt	31	
2-13	34	at U.S. Military Academy	48	
2-20	50	ST. ANSELM (H)	45	
2-22	33	at Springfield	38	1700
2-24	37	at Yale	50	1200
2-27	39	SPRINGFIELD (R)	35	
3-5	37	at St. John's	44	
3-6	35	at Seton Hall	45	
3-10	42	at Rhode Island	38	1823
3-13	33	at Brown	32	
914			857	

Roster (Pts.): Ed Bobinski (9.5), Joe Carew (7.5), Al Hagstrom (7.0), Leo Davin (6.5), Leo Ploski (4.4), John Smith (3.8), Fred Collins (3.2), Carl Angelica (2.9), Charles Gallagher (2.7), Ray Belliveau (2.3), Bill Spinnler (1.6), Mike Harvey (1.2), Elton Deuse (0.7), Paul Farley (0.7), Bill Murphy (0.8), John Crowley (0.5), Charles McElroy (0.0)

1937-38 (7-9)				
Coach: Al McClellan		H:3-2 A:4-7		
Captain: Edward Bobinski				
Date	PC	OPP	ATTN	
12-14	32	at Connecticut	40	
12-16	60	ASSUMPTION (H)	31	
1-8	42	at St. Anselm	38	
1-13	28	at Dartmouth	39	
1-15	41	RHODE ISLAND (R)	52	4566
2-12	32	SPRINGFIELD (H)	52	
2-16	41	at Yale	32	
2-19	56	ST. ANSELM (H)	29	
2-22	40	at Springfield	53	
2-25	37	at St. John's	47	
2-26	33	at City College of NY	57	
2-28	41	at East Stroudsburg	40	
3-1	33	at Villanova	50	1500
3-5	59	at Rhode Island	85	1500
3-8	61	LOWELL TEXTILE (H)	40	200
3-12	57	at Brown	55	2000
693			740	

Roster (Pts.): John Crowley (9.8), Ed Bobinski (7.5), Joe Kwasniewski (6.3), Leo Ploski (5.4), Bill Spinnler (3.6), Elton Deuse (2.9), Jim Bagley (2.8), Ralph Paparella (2.7), John Barnini (2.5), Tony Scavotto (2.0), Paul Farley (1.6), Harry Speckman (1.5), Paul Sweeney (1.0), Jim Leo (0.9), Larry Shattuck (0.8), Bernard White (0.0), Jim Padden (0.0)



EDWARD CROTTY
Notre Dame '37
1938-46

Seven seasons (58-53)

Edward Crotty coached during the "War Years" after a standout career at Notre Dame. While at Providence, he served as the head of Physical Education. After a 5-12 season, he moved to Danbury, Conn. where he served as Director of Athletics and Recreation.

1938-39 (4-7)

Coach: Edward Crotty **H:3-1 A:1-6**
Captain: Elton Deuse

Date	PC	OPP	ATTN
12-8	36 ASSUMPTION (H)	26	
12-12	24 at Dartmouth	41	1500
1-6	50 BECKER (H)	49	
1-14	45 RHODE ISLAND (R)	57	3445
1-28	54 at Worcester Tech	68	
2-18	40 SPRINGFIELD (H)	33	
2-22	41 at Springfield	48	1400
2-25	57 at Assumption	33	700
3-1	42 at Becker	66	
3-4	60 at Rhode Island	86	
3-11	25 at Brown	44	2000
474		551	

Roster (Pts.): Steve Fallon (10.1), Joe Kwasniewski (8.7), Elton Deuse (8.3), Beryle Sacks (6.3), Bill Murphy (5.3), Jack Levey (3.0), John Barnini (2.7), James Leo (2.7), Paul Sweeney (1.6), Vic Storey (1.0), Sam Kusinitz (0.8), Harry Speckman (0.7), Ralph Paparella (0.3), James Bagley (0.0), Millt Blieden (0.0), Bill Gustas (0.0), John Lee (0.0), McNally (0.0)

1939-40 (5-9)

Coach: Edward Crotty **H:2-2 A:3-7**
Captains: John Barnini and Joe Kwasniewski

Date	PC	OPP	ATTN
1-6	57 ASSUMPTION (H)	41	
1-10	41 at Becker	37	
1-13	30 RHODE ISLAND (R)	50	3500
1-16	38 SPRINGFIELD (H)	56	
2-2	18 at Villanova	49	1200
2-3	31 at St. Francis	47	
2-7	26 at St. Anselm	33	
2-10	32 at Lowell Textile	35	
2-17	23 at WPI	64	
2-22	43 at Springfield	51	
2-27	55 CONNECTICUT (R)	51	
3-2	62 at Rhode Island	75	
3-6	47 at Assumption	31	
3-9	48 at Brown	39	1500
551		659	

Roster (Pts.): Joe Kwasniewski (9.7), Steve Fallon (7.8), James Leo (5.5), John Barnini (5.1), Bill Murphy (4.9), John Lee (4.6), Beryle Sacks (3.3), Sam Kusinitz (1.0), Paul Sweeney (1.0), Horace Marone (0.9), Joe Juges (0.9), Bill Connelly (0.0), Bill Gustas (0.0), John Yockers (0.0)

1940-41 (11-6)

Coach: Edward Crotty **H:4-1 A:7-5**
Captain: Beryle Sacks

Date	PC	OPP	ATTN
12-11	54 ASSUMPTION (H)	20	
12-13	45 BATES (H)	22	
12-19	36 at St. Anselm	20	
1-11	42 RHODE ISLAND (R)	70	4000
1-14	44 SPRINGFIELD (H) (OT)	40	
2-10	49 at St. John's	58	
2-11	51 at St. Francis (NY)	58	
2-15	26 ST. ANSELM (H)	25	
2-17	58 HOLY CROSS (H)	47	
2-19	56 at Becker	59	
2-22	53 at Springfield	45	1400

2-24	51 at Lowell Textile	36	
2-26	59 at Assumption	30	
3-1	71 at Rhode Island	98	
3-7	62 at Hartwick	37	
3-8	57 at Siena	50	
3-12	59 at Brown	63	1500
873		778	

Roster (Pts.): John Lee (10.3), Horace Marone (10.1), Chet Zabek (8.6), Sam Kusinitz (6.4), Bob Reilly (6.4), Beryle Sacks (5.8), Eddie Lee (2.2), Vic Storey (2.2), Joe Juges (1.6), Bill Gustas (1.4), Tom Shannon (1.0) Ray Zebora (0.0)

1941-42 (13-7)

Coach: Edward Crotty **H:7-1 A:6-6**
Captain: Horace Marone

Date	PC	OPP	ATTN
12-12	55 at Colby	54	
12-16	66 WORCESTER TECH (H)	45	
12-17	63 LOWELL TECH (H)	34	
1-7	72 at Assumption	33	
1-10	43 at Siena	30	1500
1-13	55 SPRINGFIELD (H)	47	
1-15	60 RHODE ISLAND (R)	54	5824
1-17	48 ST. ANSELM (H)	43	
1-24	59 at Manhattan	39	
2-4	48 at American International	59	
2-6	33 at Seton Hall	53	
2-7	42 at St. John's	78	
2-13	58 at Lowell	36	
2-14	39 at St. Anselm	27	
2-16	64 BOSTON COLLEGE (R)	37	4435
2-21	46 at Springfield	52	
2-28	54 at Rhode Island	68	
3-3	46 HOLY CROSS (H)	54	1200
3-4	94 ASSUMPTION (H)	46	
3-11	45 at Brown	54	1800
1090		943	

Roster (Pts.): Ted McConnon (15.5), Horace Marone (11.1), Chet Zabek (10.4), Robert Reilly (6.4), Larry Drew (6.2), Eddie Lee (3.1), Vic Storey (1.8), Joe Juges (1.0), Ed Hapolik (1.0), Wilf Michaud (0.8), William Barry (0.5), Bernard Donnelly (0.0), Marcel Ferland (0.0), Art McGill (0.0), Ed Quegan (0.), John Risko (0.0)

1942-43 (15-5)

Coach: Edward Crotty **H:8-1 A:7-4**
Captains: Robert F. Reilly and Chester Zabek

Date	PC	OPP	ATTN
12-5	65 SPRINGFIELD (H)	57	
12-11	73 at Colby	52	
12-15	97 AIC (H)	39	
12-19	73 VERMONT (H)	37	
1-9	85 LOVELL GENERAL HOSP. (H)	55	
1-13	49 at Yale	37	400
1-19	64 CAMP ENDICOTT (H)	42	
1-23	59 NORWICH (H)	43	
1-26	54 RHODE ISLAND (R)	56	4500
1-30	66 LOWELL TECH (H)	21	
2-2	47 at Manhattan	65	1100
2-5	53 at Lowell Tech	31	
2-6	49 at St. Anselm	37	
2-12	59 HARVARD NAVAL SCH. (H)	42	
2-16	38 at Seton Hall	47	
2-22	49 at Springfield	50	1100
2-27	68 at Rhode Island	85	
3-3	88 ST. ANSELM (H)	39	
3-10	49 at Brown	44	1100
3-13	55 at Siena	43	1800
1240		922	

Roster (Pts.): Ted McConnon (15.0), Chet Zabek (11.8), Bill Martin (10.0), Ben Pagliaroli (9.5), Ferdinand Sowa (7.3), James Lee (7.2), Al Palmieri (7.1), Henri Ethier (5.1), Robert Reilly (4.7), Larry Drew (4.4), John Sullivan (3.0), John Rabbitt (2.0), Burke (1.8), Dick Kirby (1.2), Dave Carberry (0.8), Wilf Michaud (0.6), Vin Vasilaukas (0.3), John Barchi (0.0)

1944-45 (5-7)

Coach: Edward Crotty **H:4-3 A:1-3 N:0-1**
Captain: Leo Lebossiere

Date	PC	OPP	ATTN
1-19	50 AIR FACILITIES (H)	45	
1-22	36 BROWN (H)	71	
1-26	74 at Hedron	33	
1-29	43 at Brown	70	
2-2	58 LOVELL GENERAL HOSP. (H)	67	
2-6	72 NORTHEASTERN (H)	61	
2-15	50 Rider *	60	2020
2-17	42 at Connecticut	48	1200
2-21	68 BOSTON MARINES (H)	53	

2-24	43 CASU (Quonset Point) (H)	65	
3-1	42 at Rhode Island	90	
3-3	61 WALSH-KAISER (H)	39	
639		702	

*Boston Garden

Roster (Pts.): John Arzoomanian (19.7), Leo Labossiere (12.3), Ted Horan (10.8), Bob Corry (4.0), Dick Whalen (3.6), Pete Vangel (2.0), John Boyle (1.6), John Carr (0.8), Ted Dailey (0.5), Hubert Dolan (0.5), Jean Mandeville (0.4), Roger Dwyer (0.0), Grasso (0.0), Joe Parente (0.0), Russo (0.0)

1945-46 (5-12)

Coach: Edward Crotty **H:3-4 A:2-7 N:0-1**
Captain: Henri Ethier

Date	PC	OPP	ATTN
12-5	46 NEWPORT NAVAL (H)	67	
12-10	76 at CASU (Quonset Point)	43	
12-13	61 St. Michael's (2OT) *	64	4200
12-15	32 at Coast Guard	57	
12-19	47 at Newport Naval Training	64	
1-12	58 NAVY REC. STATION (H)	68	
1-18	63 NEWPORT NAVAL HOSP. (H)	55	
1-24	47 Boston College *	60	13900
2-6	45 COAST GUARD (H)	37	500
2-12	52 at Brown	46	1400
2-14	60 RHODE ISLAND (R)	82	5139
2-20	41 at Connecticut	43	
2-23	74 LOVELL GENERAL HOSP. (H)	47	300
2-26	59 QUONSET NAVAL (H) (OT)	64	
3-2	32 at Quonset Naval Station	47	
3-6	55 at Rhode Island	78	
3-9	51 at Brown	53	1000
899		975	

* Boston Garden

Roster (Pts.): Henri Ethier (13.9), John Sullivan (11.3), Leo Labossiere (7.1), John Arzoomanian (7.0), Larry Drew (5.6), Charlie Bresnahan (4.8), Lou Gelsimino (4.1), Brud King (3.3), Campbell (2.5), Paul McCormack (2.4), Bob Corry (2.3), Robert Reilly (2.0), Walt Modliszewski (1.8), Rae Edwards (1.7), Joe Lebel (1.4), Marcel Ferland (1.0), Dave Carberry (0.3), Regensberger (0.3), Belliotti (0.0), Duggan (0.0), James Lee (0.0), Jean Mandeville (0.0)



LAWRENCE J. DREW
Providence College '46
1946-49

Three seasons (25-40)

Lawrence Drew was the first Providence graduate to coach the Friars, after a four-year Army hitch and upon being graduated from PC. A baseball, basketball and football standout at Providence, he was offered a professional baseball contract but opted for coaching. He continued to coach the baseball team at PC after stepping down from the basketball post.

1946-47 (8-11)

Coach: Lawrence Drew **H:5-6 A:3-5**
Captain: John Sullivan

Date	PC	OPP	ATTN
12-7	67 ST. ANSELM (CG)	59	850
12-11	69 AIC (CG)	51	
12-14	49 BOSTON COLLEGE (CG)	66	
1-11	55 at Colby	43	1200
1-15	44 at Seton Hall	70	3200
1-18	68 at Brown	58	2100
1-25	52 SPRINGFIELD (CG)	57	
2-8	57 MASSACHUSETTS STATE (CG)	42	
2-12	70 CLARK (CG)	63	
2-15	50 HOLY CROSS (CG)	59	
2-18	64 RHODE ISLAND (R)	73	5084
2-20	54 UPSALA (CG)	56	
2-22	61 at Springfield	59	
2-26	73 WAGNER (CG)	64	
3-1	42 at Siena	47	4000

THROUGH THE YEARS - 1196-763 (.611)



3-3	66	at Holy Cross	93	1400
3-5	53	at Rhode Island	101	-
3-8	46	at Connecticut	88	- 1200
3-11	58	BROWN (CG)	72	- 2000
1098		1221		

Roster (Pts.): John Sullivan (8.2), Walt Lozowski (7.1), Ferdinand Sowa (7.1), Cy Killian (6.2), Bill Littlefield (5.7), Henri Ethier (5.5), Paul McCormack (4.8), John Arzooonian (4.7), Charles Bresnahan (5.7), Paul Williams (4.1), Art Weinstock (3.8), Campbell (3.0), Walt Modliszewski (2.0), Ray St. George (1.6), Donald Dowd (1.5), Thomas Orr (1.3)

1947-48 (10-10)
Coach: Lawrence J. Drew **H:5-3 A:4-7 N:1-0**
Captain: Ferdinand B. Sowa

Date	PC	OPP	ATTN
12-6	53 ASSUMPTION (CG)	44	
12-9	62 at American International	50	700
12-12	71 at Upsala	61	
12-13	40 at Wagner	37	
12-17	73 AIC (CG)	59	600
12-19	63 COLBY (CG)	46	
1-6	60 St. Anselm *	48	3167
1-10	43 at Boston College	62	- 2500
1-14	39 COAST GUARD (CG)	37	
1-17	53 SPRINGFIELD (CG)	62	-
1-24	42 at Brown	35	900
2-6	53 at Siena	66	- 2000
2-7	48 at RPI	60	- 2500
2-11	67 IONA (CG)	63	
2-17	61 RHODE ISLAND (CG)	79	- 4022
2-21	47 at Springfield	56	- 3600
2-24	41 BOSTON COLLEGE (CG)	51	-
3-3	84 at Rhode Island	108	-
3-6	64 at Brown	70	- 2000
3-10	53 at Clark	61	-
1117		1155	

* Boston Arena

Roster (Pts.): Ferdinand Sowa (10.7), Walt Lozowski (9.2), Charles Bresnahan (8.3), Cy Killian (8.2), Ray St. George (6.7), Art Weinstock (5.3), Bill Littlefield (4.9), Rae Edwards (2.6), Ed Coogan (2.6), Paul Williams (2.0), Donald Dowd (0.4), Thomas Orr (2.5), Tom Bertino (0.0)

1948-49 (7-19)
Coach: Lawrence J. Drew **H:4-6 A:3-10 N:0-3**
Captain: Charlie Bresnahan

Date	PC	OPP	ATTN
12-4	56 at Assumption	47	
12-8	56 FAIRFIELD (M)	38	
12-11	34 HOLY CROSS (R)	75	- 2947
12-15	74 at American International	47	400
12-18	80 BROOKLYN (M)	74	
1-12	51 AIC (M)	55	-
1-15	63 BOSTON COLLEGE (M)	58	-
1-22	51 at Yale	88	- 3000
1-25	60 at St. Peter's	70	-
1-26	56 at St. Francis	73	- 1200
1-28	42 at Seton Hall	67	-
1-29	48 at Fairfield	44	
2-5	51 SPRINGFIELD (M)	54	-
2-8	62 at Colby	79	- 1000
2-9	65 at Bates	67	-
2-12	51 BROWN (M)	59	- 2000
2-15	61 RHODE ISLAND (R)	74	- 1500
2-19	41 at Springfield	77	- 2500
2-23	59 at Boston College	63	-
2-26	55 RPI (M)	60	-
2-28	53 at Rhode Island	99	-
3-1	55 St. Anselm **	70	- 2373
3-2	63 New Britain *	72	-
3-3	48 Colby *	58	-
3-9	46 CLARK (M)	45	-
3-12	51 at Brown	75	- 1000
1432		1688	

* N.A.I.B. Sectionals

** Boston Garden

Roster (Pts.): Francis Pelligrino (8.5), Sam Nissel (7.7), Raymond Garcia (7.3), Charles Bresnahan (6.1), Larry DePalma (5.4), Walter Lozowski (5.3), Thomas Orr (4.6), Alex Becker (4.5), Arthur Weinstock (3.7), Joseph Blain (2.8), Francis McGurkin (2.8), Edward Mooney (2.7), James Power (1.7), Paul Williams (1.5), Williams Higgins (1.4), William Ahern (1.2)



JAMES V. CUDDY
 Connecticut '43

1949-55

Six seasons (75-64)

Vin Cuddy was one of the most beloved figures in Providence College athletics. After a three-sport career at Connecticut, he served in WWII with the 82nd Airborne. He received a Masters in physical education at Columbia before coming to PC in 1949. Up until his death on March 24, 1981, he wore a number of hats for the Friars, including freshman baseball coach, sports information director, business manager, assistant director and associate director of athletics. He was named to the PC Hall of Fame among other honors.

1949-50 (14-9)
Coach: James V. Cuddy **H:9-1 A:5-7 N:0-1**
Captains: Arthur Weinstock and Walter Lozowski

Date	PC	OPP	ATTN
12-3	52 ASSUMPTION (M)	43	
12-7	60 FAIRFIELD (M)	59	
12-10	54 at American International	51	
12-15	59 RHODE ISLAND (R)	57	1500
12-17	93 BATES (M)	67	
1-8	63 at St. Anselm	61	2600
1-11	78 AIC (M)	62	800
1-14	70 SPRINGFIELD (M)	48	900
1-17	56 at Holy Cross (1/)	84	- 3400
1-20	65 at Brooklyn College	81	-
1-21	70 at Iona	81	- 1200
1-24	50 at Boston College	67	-
1-27	83 at Fairfield	55	
1-28	91 ST. ANSELM (M)	81	
2-11	48 BROWN (M)	60	- 2000
2-15	69 ST. PETER'S (M)	68	
2-18	62 at Springfield	59	3200
2-25	53 at RPI	58	- 4000
3-1	58 at Rhode Island	60	- 1500
3-4	77 BOSTON COLLEGE (M)	64	800
3-8	82 at Clark	75	400
3-11	54 at Brown	66	- 1200
3-28	49 Siena *	86	- 4000
1496		1493	

* National Catholic Intercollegiate Basketball Tournament

Roster (Pts.): James Schlimm (15.5), Francis Pelligrino (10.8), Sam Nissel (10.6), Raymond Garcia (6.4), Walter Lozowski (5.8), Ray Korbusieski (5.3), Arthur Weinstock (5.0), Alex Becker (2.2), Thomas Orr (2.1), Jerry Lembo (2.0), Francis McGurkin (1.9), Ronald Gagnon (1.8), Thomas Bauer (1.3), Edward Mooney (1.0), James Power (0.7)

1950-51 (14-10)
Coach: James V. Cuddy **H:8-1 A:3-7 N:3-2**
Captains: Ray Garcia, Frank Pelligrino, Sam Nissel

Date	PC	OPP	ATTN
12-2	80 at Assumption	53	750
12-6	80 AIC (M)	56	800
12-9	81 FAIRFIELD (M)	61	
12-16	76 COLBY (M)	62	
1-9	54 Boston College ***	84	- 2102
1-11	64 at St. Anselm	81	- 1300
1-13	77 SPRINGFIELD (M)	60	850
1-15	67 at American International	66	400
1-18	68 RHODE ISLAND (R) (OT)	67	2304
1-24	72 ST. ANSELM (M)	62	850
1-26	82 at Fairfield	64	
2-9	64 at Colby	77	- 2500
2-14	61 at Brown	62	- 750
2-17	71 RPI (M)	70	
2-19	71 UPSALA (M)	75	-
2-21	89 BOWDOIN (M)	57	
2-24	44 at Springfield	78	-
2-28	62 at Rhode Island	86	- 1200
3-3	53 at Holy Cross	70	- 1700

3-5	72	Massachusetts ****	53	729
3-6	54	St. Anselm *	50	1500
3-7	77	Tufts *	74	1500
3-10	64	at Brown	69	- 1300
3-13	63	Morningside **	66	- 2500
1646		1603		

* N.A.I.B. Region Tournament (Tufts)

** N.A.I.B. Nationals (Kansas City)

Boston Arena *Boston Garden

Roster (Pts.): James Schlimm (15.7), Francis Pelligrino (10.3), Raymond Garcia (10.0), Sam Nissel (8.6), Edward Mooney (8.6), Ray Korbusieski (8.5), Robert Prendergast (6.0), Francis McGurkin (6.0), Alex Becker (2.8), Jerry Lembo (2.3), Ronald Gagnon (1.9), Oscar Ponton (1.5), Thomas Bauer (1.4), Joseph DeStefano (1.0), John Power (1.0), James Power (0.0)

1951-52 (14-9)
Coach: James V. Cuddy **H:7-4 A:7-3 N:0-2**
Captain: James Schlimm

Date	PC	OPP	ATTN
12-1	82 ASSUMPTION (M)	50	700
12-5	60 BRANDIES (M)	55	800
12-11	55 AIC (M)	49	
12-14	62 BROWN (M)	71	900
12-15	86 MASSACHUSETTS (M)	66	
1-9	84 FORT DEVENS (M)	62	
1-12	67 SPRINGFIELD (M)	64	
1-15	77 at Holy Cross (20/-)	106	- 1000
1-23	57 ST. ANSELM (M)	54	
1-26	64 at Fairfield	58	1800
2-9	71 at RPI	69	
2-12	54 RHODE ISLAND (M)	60	- 1300
2-13	77 at MIT	54	
2-16	49 CLARK (M)	50	-
2-20	66 at Bowdoin	63	
2-21	84 at Bates	58	
2-23	71 at Springfield	69	1400
2-27	67 FAIRFIELD (M)	68	-
2-29	82 at Rhode Island	98	- 1100
3-8	84 at Brown	66	1100
3-5	45 American International *	56	-
3-6	69 Bridgeport *	77	-
3-15	63 LeMoyné **	67	- 1500
1576		1490	

* N.A.I.B. Region Tournament (Colby College)

** National Catholic Intercollegiate Tournament (Troy, N.Y.)

Roster (Pts.): Robert Moran (18.0), James Schlimm (15.0), Ray Korbusieski (8.5), Robert Prendergast (5.9), Henry McQueeney (5.1), Kenneth Kerr (3.7), John Reynolds (3.5), Gennaro Lembo (3.2), Philip Lynch (3.0), Thomas Mullins (2.3), Ronald Gagnon (2.2), Thomas Bauer (1.9), John Durkin (1.1), John Lowney (0.9), Joseph King (0.6)

1952-53 (11-11)
Coach: James V. Cuddy **H:7-5 A:4-6**
Captain: Robert Prendergast

Date	PC	OPP	ATTN
12-3	87 GORHAM STATE (M)	69	700
12-6	78 at Assumption	52	
12-7	69 at St. Anselm	72	-
12-10	67 MARYLAND STATE (M)	76	- 700
12-13	78 at American International	69	500
12-17	83 at Brandeis	98	-
12-20	62 COLBY (M)	71	-
1-3	65 at Fairfield	73	- 1300
1-9	94 BATES (M)	75	
1-10	73 at Holy Cross (14/13)	95	- 1000
1-14	66 at Brown	70	-
1-17	83 SPRINGFIELD (M)	76	
1-21	78 ST. ANSELM (M)	67	
1-27	72 MANHATTAN (R) (19/-)	98	- 1000
2-7	85 RPI (M)	80	800
2-10	92 RHODE ISLAND (R)	66	1300
2-11	77 MIT (M)	50	
2-14	92 at Clark	72	
2-18	88 FAIRFIELD (M)	110	- 450
2-21	87 at Springfield	83	
2-25	58 BROWN (M)	69	- 850
2-27	62 at Rhode Island	76	-
1696		1667	

Roster (Pts./Reb): Robert Moran (20.8/3.1), Henry McQueeney (10.9/4.4), Thomas Mullins (10.3/2.9), Robert Prendergast (8.1/7.8), Kenneth Kerr (7.8/10.1), Philip Lynch (6.5/1.9), John Durkin (5.2/4.1), William Quinlan (3.0/0.5), Charles Aquavia (2.4/0.1), John Keating (1.5/0.9), Edward Ryder (1.5/0.4), Robert O'Connell (1.4/0.6), John Power (1.2/0.4), John Pressner (0.4/0.6)

THROUGH THE YEARS - 1196-763 (.611)

1953-54 (13-13)

Coach: James V. Cuddy **H:8-3 A:4-9 N:1-1**

Captain: Bob Moran

Date	PC	OPP	ATTN
12-1	75 Brown **	61	4200
12-4	86 ASSUMPTION (M)	68	500
12-5	87 at Rio Grande *	89	12801
12-6	69 at St. Anselm	70	-
12-9	72 FAIRFIELD (M)	69	-
12-12	64 at St. Francis (NY)	85	2500
12-15	46 at Seton Hall	69	1500
12-16	64 at Upsala	82	500
1-2	62 at Fairfield	74	1500
1-6	63 BOSTON COLLEGE (M)	58	-
1-9	57 AIC (M)	65	200
1-12	64 at Brown	68	1500
1-16	56 SPRINGFIELD (M)	73	-
1-20	62 ST. ANSELM (M)	61	-
1-30	94 RPI (M)	71	-
2-5	54 at St. Anselm	62	6614
2-9	101 RHODE ISLAND (R)	81	900
2-12	93 at Gorham State	67	-
2-13	72 at Colby	59	-
2-15	80 at Bates	68	-
2-17	81 CLARK (M)	51	-
2-20	81 at Springfield	69	-
2-22	84 at Boston College	87	-
2-24	88 UPSALA (M)	66	-
2-26	67 at Rhode Island	82	-
3-3	61 BROWN (M)	75	500

1883

1830

*Boston Garden **Keaney Gym

Roster (Pts.): Robert Moran (16.0), Kenneth Kerr (9.8), Thomas Mullins (8.3), Donald Moran (8.3), Henry McQueeney (8.0), Ralph Tedesco (8.0), John Reynolds (6.5), Jack Durkin (6.3), Philip Lynch (4.4), William Quinlan (3.2), Gus Westerhuis (2.8), Lawrence Collamore (1.5), Walter Malecki (1.3), Charles Aquavia (0.8), Richard Elston (0.0)

1954-55 (9-12)

Coach: James V. Cuddy **H:4-4 A:5-8**

Captain: Ken Kerr

Date	PC	OPP	ATTN
12-4	83 ASSUMPTION (M)	71	-
12-8	82 ST. ANSELM (M)	94	-
12-10	72 at New York AC (Exh)	77	-
12-11	63 at St. Francis (NY)	71	2000
12-13	67 at Seton Hall	95	-
12-17	47 at Holy Cross (19/17)	101	1000
1-5	71 ADELPHI (M)	77	-
1-7	77 at RPI	71	-
1-8	70 at American International	82	-
1-12	40 BOSTON COLLEGE (M)	65	-
1-15	56 SPRINGFIELD (M)	54	-
2-3	55 at Boston University	64	-
2-5	66 BROWN (M)	62	-
2-9	79 MERRIMACK (M)	56	-
2-12	65 at Fairfield	57	-
2-16	72 RHODE ISLAND (M)	92	700
2-19	68 at Springfield	80	2000
2-22	67 at Boston College	69	-
2-24	82 at Trinity	76	-
2-26	79 at Rhode Island	73	1200
2-28	70 at Tufts	55	-
3-2	78 at Brown	79	-

1437

1544

Roster (Pts.): Mike Pascale (17.3), John Ritch (14.0), Kenneth Kerr (10.6), Ralph Tedesco (7.8), Don Moran (7.1), Larry Connolly (3.7), Frank Williams (3.6), Ken Willoughby (3.4), Pat Grady (3.1), Gus Westerhuis (1.1), Walter Malecki (0.8), Jim Coates (0.8), Larry Collamore (0.5)



The 1955-56 team was Joe Mullaney's first Friar squad.



JOSEPH A. MULLANEY

Holy Cross '49

1955-69

1981-85

18 seasons (319-164)

Joe Mullaney put Providence College basketball on the map. As head coach from 1955-69, he coached six All-Americans, earning a 271-94 record (.742). He coached the Friars to NIT Championships in 1961 and 1963 in addition to four other NIT appearances and three NCAA appearances. After leading Holy Cross to the 1947 NCAA Championship, he served in the FBI before coaching at Norwich University. After his stint at PC, he coached the Los Angeles Lakers, Kentucky Colonels, Utah Stars and Memphis Sounds. He coached in the World Championship game three of four seasons. He later coached in Italy and at Brown University before returning to PC. After stepping down as basketball coach, he served as Associate Director of Athletics until August of 1988, when he accepted a head coaching position with Pensacola of the CBA. Mullaney died on March 8, 2000.

1955-56 (14-8)

(First year playing in Alumni Hall)

Coach: Joseph A. Mullaney **H:10-5 A:3-3 N:1-0**

Captain: Donald Moran

Date	PC	OPP	ATTN
12-3	71 BROWN	55	3200
12-6	75 at Rhode Island	84	2500
12-7	57 at Assumption	60	-
12-10	67 ST. FRANCIS (NY)	91	1500
12-12	76 Tufts *	55	2464
12-14	73 FAIRFIELD	54	1200
12-17	74 COLBY	62	1200
1-5	59 ST. JOHN'S	79	2000
1-8	69 at St. Anselm	56	1000
1-11	68 AIC	88	1200
1-14	62 SPRINGFIELD	61	1100
1-28	51 GEORGETOWN	77	1000
2-2	82 RHODE ISLAND	80	2000
2-4	79 NEW YORK AC (exh)	63	1000
2-9	78 BATES	72	1000
2-11	69 BOSTON UNIVERSITY	65	1500
2-14	85 NOTRE DAME (OT)	83	3000
2-16	63 at Boston College	51	-
2-18	77 BOSTON COLLEGE	69	1500
2-22	60 HOLY CROSS (17/15)	69	3400
2-25	67 at Springfield	75	-
2-29	79 at Brown	64	1400
3-3	76 TRINITY	68	1500

1538

1518

* Boston Garden

Roster (Pts/Reb): Michael Pascale (15.0/5.5), Frank Tirico (13.6/2.9), John Ritch (8.5/10.3), Lionel Jenkins (7.8/8.5), Edward Donohue (7.0/7.5), Ralph Tedesco (4.7/2.0), Donald Moran (4.2/1.7), Gordon Holmes (3.1/1.8), Roger Canestrari (3.1/3.8), Patrick Grady (3.0/3.8), Lawrence Connolly (2.9/1.3), Thomas Karam (2.8/0.6), Edwin Cahill (2.5/0.4), Lawrence Collamore (2.3/0.4), Roland Benoit (1.8/0.9), Frank Williams (1.1/1.1), Robert Ferriter (1.1/0.2)

1956-57 (15-9)

Coach: Joseph A. Mullaney **H:7-3 A:8-5 N:0-1**

Captain: John Ritch

Date	PC	OPP	ATTN
12-2	56 ASSUMPTION	57	2000
12-7	74 at Adelphi	67	-
12-8	64 at St. Francis (NY)	73	-
12-12	73 at Brown	61	1300
12-14	47 FORDHAM	66	1500
1-4	70 at Rhode Island	56	2000
1-6	67 ST. ANSELM	65	1500
1-9	75 at American International	64	3000
1-12	55 SPRINGFIELD	47	1500
1-30	82 ST. FRANCIS (PA)	72	1500
2-2	55 at Boston College	68	-

2-4	85 LOYOLA (Chicago)	63	2000
2-7	75 at Brandeis (OT)	71	-
2-9	59 BROWN	47	3000
2-12	70 RHODE ISLAND (OT)	73	2400
2-15	80 at Colby	66	-
2-16	79 at Bates	56	-
2-20	48 at Boston University	72	-
2-21	73 at Holy Cross	85	1000
2-23	60 at Springfield	76	-
2-25	71 at Fairfield	63	-
2-27	89 BOSTON COLLEGE	71	2000
3-2	98 SIENA	64	1500
3-7	56 Massachusetts *	58	-

1661

1561

* Worcester, MA

Roster (Pts.): John Ritch (14.4), Mike Pascale (14.4), Ed Donohue (11.4), Jim Swartz (11.2), Frank Tirico (9.6), Gordie Holmes (8.4), Lionel Jenkins (3.7), Richard Bessette (3.6), Roland Benoit (3.5), Roger Canestrari (3.3), Ken Clements (2.4), Peter Schementi (2.2), Ed Martin (1.1), Alex Grande (0.0)

1957-58 (18-6)

Coach: Joseph A. Mullaney **H:12-2 A:4-4 N:2-0**

Captain: Ed Donahue

Date	PC	OPP	ATTN
12-1	83 FAIRFIELD	60	1500
12-5	55 at Rhode Island	45	2500
12-7	71 at Brown	58	2000
12-9	69 at Brandeis	84	-
12-11	64 AIC	56	1200
12-13	71 ST. FRANCIS (NY)	58	1300
12-17	80 HARTWICK *	64	-
12-18	65 ST. MICHAEL'S *	53	-
12-19	63 QUANTICO * (Exh)	56	-
1-1	80 BROWN	52	2400
1-8	64 WPI	47	1500
1-11	75 SPRINGFIELD	46	1800
1-13	59 ST. FRANCIS (PA)	61	2800
1-16	80 at St. Anselm	53	-
1-18	47 BOSTON UNIVERSITY	42	3200
2-5	52 at Fordham (OT)	54	-
2-7	67 at Assumption	62	-
2-11	59 RHODE ISLAND	30	2500
2-13	54 at Boston College	65	-
2-15	53 ST. JOHN'S	50	3300
2-18	51 HOLY CROSS	55	3500
2-22	63 at Springfield	59	3300
2-23	56 at Siena	52	1500
2-25	57 at St. Bonaventure (-/19)	67	2300
3-1	81 BOSTON COLLEGE	59	3400

1559

1332

* Quantico Invitational (Quantico, VA)

Roster (Pts/Reb): Lenny Wilkens (14.9/7.9), Walter DiMasi (14.8/4.5), Jim Swartz (10.4/2.8), John Woods (8.6/8.4), Edward Donohue (6.0/5.6), Frank Tirico (4.0/1.3), Pete Schementi (2.9/2.6), Richard Bessette (1.2/0.3), Lionel Jenkins (1.8/2.6), Roger Canestrari (1.5/1.9), Richard Whelan (1.2/1/0), Ken Clements (0.8/0.6), Ed Martin (0.7/1.5)

1958-59 (20-7)

Coach: Joseph A. Mullaney **H:12-1 A:6-4 N:2-2**

Captain: Jim Schwartz

Date	PC	OPP	ATTN
12-1	88 at American International	48	2000
12-4	55 St. John's @ (20/10)	73	14587
12-10	72 BROWN	48	2400
12-13	63 at St. Francis (NY)	51	-
12-15	64 at Fairfield	32	1300
12-29	83 COLGATE <	69	2600
12-30	67 BOSTON COLLEGE <	60	3300
1-2	76 GONZAGA	65	3000
1-3	64 at Brown	72	1000
1-10	68 at Springfield	57	1700
1-13	91 ST. ANSELM	48	1800
1-17	49 at Boston College	51	3000
1-20	73 UPSALA	37	1500
1-24	90 Villanova * (40T) (19/-)	83	5524
2-7	71 RHODE ISLAND (OT)	59	3300
2-10	57 ASSUMPTION	46	1500
2-14	51 BOSTON COLLEGE	44	3300
2-16	53 ST. BONAVENTURE (-/19)	50	3400
2-21	68 COLBY	39	2500
2-26	65 at Rhode Island	60	4000
2-28	59 at Holy Cross	67	3200
3-3	79 SIENA	44	2000
3-5	48 at Boston University	64	1800
3-14	68 Manhattan +	66	13583
3-17	75 St. Louis + (20T) (12/13)	72	14000
3-19	55 St. John's + (-/17)	76	18496



3-21 57 NYU + 71 - 13000
1809 1552

@ Madison Square Garden
 < Providence Holiday Invitational
 * Palestra (Philadelphia, PA)
 + NIT (Madison Square Garden)

Roster (Pts/Reb): John Egan (20.9/2.6), Lenny Wilkens (15.6/6.9), Jim Swartz (10.7/2.7), John Woods (6.5/9.6), Pete Schementi (4.8/6.4), Richard Whelan (3.0/1.8), Tim Moynahan (2.7/1.8), Dick Bessette (2.3/1.0), Rich Holzheimer (2.2/2.6), Denny Guimares (2.2/1.1), Bob Gibson (2.2/2.6), Ken Clements (1.9/0.7)

1959-60 (24-5)
Coach: Joseph A. Mullaney H:14-0 A:8-4 N:2-1
Captain: Len Wilkens

Date	PC	OPP	ATTN
12-3	81 AIC	39	3300
12-9	84 at Brown	53	2000
12-12	75 ST. FRANCIS (NY)	63	3300
12-14	55 at Bradley (-/12)	57	6100
12-16	61 at St. Louis (-/16)	65	5532
12-19	64 at St. John's (OT)	67	13237
12-21	62 SANTA CLARA	60	3300
12-29	76 BOSTON UNIVERSITY <	47	3300
12-30	83 GEORGETOWN <	56	3300
1-9	75 SPRINGFIELD	40	3100
1-16	71 BOSTON COLLEGE	56	3300
1-19	75 at Assumption	44	
1-23	64 at St. Joseph's (-/20)	63	8454
2-1	68 NIAGARA	43	3300
2-3	65 BROWN	54	3300
2-5	60 at Colby	37	
2-9	89 at St. Bonaventure (3OT) (-/16)	90	2500
2-13	64 ST. MICHAEL'S	51	3300
2-16	72 RHODE ISLAND	60	3300
2-19	59 at Boston College	56	2700
2-20	47 at Siena	35	2000
2-23	80 HOLY CROSS (17/-)	68	3300
2-27	68 BOSTON UNIVERSITY	49	3300
2-29	100 FAIRFIELD	57	2800
3-2	80 at Rhode Island	49	
3-15	71 Memphis State +	70	
3-18	64 St. Louis + (15/19)	53	17078
3-20	68 Utah State + (8/7)	62	18496
3-22	72 Bradley + (4/4)	88	16421

2054 1632
 < Providence Holiday Invitational
 + NIT (Madison Square Garden)

Roster (Pts/Reb): James Hadnot (14.8/16.3), Lenny Wilkens (14.2/7.1), John Egan (14.2/2.4), Richard Whelan (8.3/3.3), Timothy Moynahan (7.0/3.7), John Woods (5.9/9.3), Richard Holzheimer (4.8/4.5), Robert Siembida (3.6/2.6), Dennis Guimares (2.6/1.1), Thomas Folliard (1.9/0.7), Thomas Nyire (1.8/2.8), Robert Gibson (0.8/1.6), John Hickey (0.4/1.1)

1960-61 (24-5) NIT CHAMPIONS
Coach: Joseph A. Mullaney H:10-2 A:10-1 N:4-2
Captain: John Egan

Date	PC	OPP	ATTN
12-3	58 ASSUMPTION	42	3400
12-7	77 at Brown	52	2100
12-10	44 at St. Francis	42	
12-12	65 at Santa Clara	59	2200
12-14	54 at San Francisco (OT)	47	
12-17	53 at Canisius	50	8000
12-20	81 GONZAGA	80	3400
12-27	54 St. John's * (7/3)	76	17062
12-29	83 Seton Hall *	92	3500
1-7	75 BOSTON COLLEGE	65	3300
1-11	68 at Rhode Island (OT)	66	4600
1-14	70 ST. MICHAEL'S	66	3300
1-21	76 at Niagara (2OT)	74	
1-25	67 CANISIUS	64	3300
1-28	78 SCRANTON	56	3300
1-31	80 BROWN	64	3400
2-2	115 CREIGHTON	70	3300
2-8	67 at Boston University	59	
2-11	76 RHODE ISLAND	78	3400
2-13	79 ST. BONAVENTURE (2/2)	95	3400
2-16	81 DEPAUL	77	3400
2-23	80 LEMOYNE	50	3400
2-25	76 at Boston College	65	
3-2	81 at Fairfield	59	
3-4	72 at Holy Cross	77	3500
3-16	73 DePaul +	67	12637
3-18	71 Niagara +	68	13896
3-23	90 Holy Cross + (OT) (-/19)	83	18378
3-25	62 St. Louis + (-/14)	59	18496

2106 1902

* Holiday Festival (Madison Square Garden)
 + NIT (Madison Square Garden)

Roster (Pts/Reb): James Hadnot (19.3/16.3), John Egan (18.8/2.4), Vincent Ernst (9.8/3.9), Raymond Flynn (5.8/1.3), George Zalucki (5.7/7.9), Timothy Moynahan (4.7/2.9), Carl Spencer (3.9/4.0), Dennis Guimares (2.8/2.2), Thomas Folliard (3.0/1.6), Richard Holzheimer (2.8/2.8), Richard Leonard (1.8/3.3)

1961-62 (20-6)
Coach: Joseph A. Mullaney H:13-0 A:7-3 N:0-3
Captain: Jim Hadnot

Date	PC	OPP	ATTN
12-1	65 MT. ST. MARY'S	59	3300
12-6	77 at Boston College	73	
12-9	75 ST. FRANCIS (NY)	51	3300
12-13	80 BROWN	73	3400
12-15	72 SAN FRANCISCO	63	3400
12-18	63 at DePaul	68	5000
12-20	53 at Xavier (Ohio)	67	4306
12-26	84 Wisconsin *	95	16797
12-28	61 at New York University * (-/13)	73	
1-3	56 at Brown	54	2500
1-6	64 AMERICAN	55	3300
1-8	79 at Massachusetts	45	
1-11	68 RHODE ISLAND (OT)	65	3300
1-25	58 CANISIUS	56	3300
1-29	77 NIAGARA	67	3300
2-3	71 at St. Bonaventure	60	8000
2-5	53 at LeMoyn	46	
2-8	70 BOSTON COLLEGE	68	3300
2-10	56 ASSUMPTION	46	3300
2-13	61 at Rhode Island	71	5000
2-17	98 BOSTON UNIVERSITY	62	3300
2-21	76 at St. Joseph's	73	
2-22	96 at Scranton	85	4000
2-26	88 FAIRFIELD	65	3300
3-3	92 HOLY CROSS	71	3300
3-14	78 Temple + (OT)	80	13895

1871 1687
 * Holiday Festival (Madison Square Garden)
 + NIT (Madison Square Garden)

Roster (Pts/Reb): James Hadnot (18.3/13.5), Raymond Flynn (12.8/3.0), John Thompson (12.3/11.2), Vincent Ernst (11.6/4.0), James Stone (6.1/2.9), Carl Spencer (5.9/3.0), Thomas Folliard (5.5/2.5), George Zalucki (2.8/3.0), Robert Simoni (1.8/1.3), Bill Stein (1.6/0.4), Richard Leonard (1.3/1.4), Thomas Nyire (0)

1962-63 (24-4) NIT CHAMPIONS
Coach: Joseph A. Mullaney H:11-2 A:7-1 N:6-1
Captain: Ray Flynn

Date	PC	OPP	ATTN
12-3	72 MT. ST. MARY'S	57	3300
12-8	75 MIAMI	82	3300
12-14	64 ST. LOUIS	57	3400
12-15	68 at St. Francis (NY)	67	
12-19	72 BROWN	47	3400
12-26	70 Delaware *	57	3294
12-28	78 Brigham Young *	81	
12-29	78 Villanova *	59	
1-5	59 at Boston College	49	3500
1-10	75 at Rhode Island	67	5200
1-12	75 at Canisius	80	4570
1-26	101 SCRANTON	74	3300
1-29	71 ST. BONAVENTURE	83	3300
1-31	84 Dayton @	72	8572
2-2	102 at Niagara (-/15)	78	
2-5	80 MASSACHUSETTS	61	3400
2-7	77 DEPAUL (-/18)	59	3400
2-9	95 CATHOLIC	58	3300
2-12	93 RHODE ISLAND	75	3300
2-20	68 ASSUMPTION	67	3300
2-23	82 SETON HALL	62	3300
2-26	83 ST. JOSEPH'S (-/20)	64	3300
3-2	85 at Holy Cross	67	3000
3-5	85 at Fairfield	65	3500
3-7	80 at Brown	57	2400
3-19	106 Miami +	96	
3-21	70 Marquette +	64	18429
3-23	81 Canisius +	66	18499

2229 1871
 * ECAC Quaker City (Philadelphia, PA)
 + NIT (Madison Square Garden)
 @ Madison Square Garden

Roster (Pts/Reb): Raymond Flynn (18.9/2.4), John Thompson (18.9/14.0), James Stone (14.5/8.2), Vincent Ernst (11.6/3.9), Robert Kovalski (9.5/9.3), Carl Spencer (3.9/2.9), Robert Simoni (2.3/2.4), Thomas Nyire (1.8/1.6), Donald Dutton (1.8/0.4), James Ahern (0.9/0.5), James Cox (0.4/0), William Stein (0.4/0.4), Noel Kinski (0.4/0.6)

1963-64 (20-6)
Coach: Joseph A. Mullaney H:11-0 A:7-4 N:2-2
Captains: John Thompson and Jim Stone

Date	PC	OPP	ATTN
11-30	65 at Catholic	61	2100
12-4	80 at Assumption	88	
12-7	67 ST. FRANCIS (NY)	56	3300
12-10	77 FAIRFIELD	58	3400
12-12	72 at St. Louis	66	5184
12-14	64 at DePaul	82	4250
12-26	53 St. Joseph's *	60	15451
12-28	69 Cornell *	63	3000
12-30	72 St. John's *	67	14894
1-4	69 BROWN	59	3300
1-7	89 at Massachusetts	73	4500
1-22	77 CANISIUS	74	3300
1-25	95 NIAGARA	75	3300
1-27	80 CREIGHTON (-/20)	77	3300
1-28	82 SANTA CLARA	71	3300
2-1	83 at Rhode Island	76	5327
2-4	102 BOSTON COLLEGE	78	3300
2-13	86 RHODE ISLAND	72	3300
2-15	96 at Seton Hall	74	
2-17	95 at Scranton	75	1800
2-22	75 at St. Bonaventure (OT)	79	
2-26	62 at St. Joseph's	67	7632
2-29	86 HOLY CROSS	77	3300
3-3	85 UTAH STATE (-/20)	75	3300
3-7	72 at Brown	67	
3-9	66 Villanova # (7/7)	77	9000

2019 1847
 * Holiday Festival (Madison Square Garden)
 # NCAA Tournament Palestra-Philadelphia, PA)

Roster (Pts/Reb): John Thompson (26.2/14.5), James Stone (19.5/8.2), James Benedict (10.2/5.3), Robert Kovalski (10.2/11.1), James Ahern (5.2/2.8), William Blair (4.3/2.8), Noel Kinski (2.4/1.4), Donald Dutton (1.7/1.7), William Stein (1.5/0.5), William Lasher (1.4/0.9), Robert Simoni (1.0/3.3), James Cox (0.5/1.8)

1964-65 (24-2) NCAA ELITE EIGHT
Coach: Joseph A. Mullaney H:12-0 A:10-1 N:2-1
Captains: Jim Ahern and Noel Kinski

Date	PC	OPP	ATTN
12-1	71 CATHOLIC	62	3300
12-4	91 ASSUMPTION	65	3300
12-9	93 BROWN	63	3300
12-12	86 at St. Francis (NY)	55	1200
12-17	95 at Creighton (OT)	90	2864
12-19	71 at Iowa	70	6200
12-21	78 BOWLING GREEN	65	3300
1-2	65 ST. JOSEPH'S (10/11)	61	3300
1-4	72 at Fairfield	65	1450
1-6	89 at Boston College	79	3500
1-9	86 at Canisius	60	11119
1-23	88 SETON HALL	81	3300
1-26	73 at Rhode Island	56	5300
1-28	77 ST. BONAVENTURE	76	3300
2-4	72 DEPAUL (-/20)	70	3000
2-6	74 at Niagara	55	
2-11	88 ST. FRANCIS (PA)	69	3300
2-13	83 DUQUESNE	75	3300
2-16	88 RHODE ISLAND	72	3300
2-23	55 at Villanova (-/18)	71	3200
2-27	75 at Holy Cross	64	3200
3-2	102 MASSACHUSETTS	75	3300
3-5	90 at Brown	65	2400
3-8	91 West Virginia #	67	9282
3-12	81 St. Joseph's ## (OT) (3/3)	73	12000
3-13	69 Princeton ##	109	

2103 1813
 # NCAA Tournament (Palestra-Philadelphia, PA)
 ## NCAA Tournament (College Park, MD)

Roster (Pts/Reb): James Walker (20.6/6.1), James Benedict (14.4/4.6), Dexter Westbrook (14.4/12.1), William Blair (13.6/7.4), Michael Riordan (9.2/6.7), William Lasher (3.0/2.2), James Ahern (2.8/2.1), Peter McLaughlin (2.2/0.5), David Turbidity (2.2/0), Donald Dutton (1.8/1.5), Steve Sarantopolos (1.4/0.6), William Barrett (1.2/0), James Schessler (1.0/0), James Cox (1/0/0), Noel Kinski (0.9/0)

1965-66 (22-5)
Coach: Joseph A. Mullaney H:10-1 A:9-3 N:3-1
Captains: Jim Benedict and Bill Blair

Date	PC	OPP	ATTN
12-4	69 VILLANOVA	59	3400
12-8	88 at Assumption	79	2400
12-11	108 ST. FRANCIS (NY)	80	3400
12-15	81 ST. MARY'S (CA)	79	3400
12-18	88 at Loyola (New Orleans)	76	

THROUGH THE YEARS - 1196-763 (.611)

12-20	89	at Houston	102	5200
12-27	79	NYU *	76	18499
12-28	81	Illinois *	79	12239
12-20	91	Boston College * (-/20)	86	18499
1-4	66	BROWN	48	3400
1-6	87	at Massachusetts	73	3500
1-11	86	at Rhode Island	79	5200
1-15	79	BOSTON COLLEGE	77	3300
1-29	80	NIAGARA	67	3300
2-1	84	CANISIUS	71	3300
2-5	50	at St. Francis (PA)	48	
2-6	76	at Duquesne (OT)	78	4278
2-9	74	FAIRFIELD	62	3300
2-12	83	at St. Bonaventure	62	
2-14	61	at DePaul	57	4476
2-17	61	RHODE ISLAND	84	3300
2-19	77	at Seton Hall	57	3300
2-21	70	LOYOLA (New Orleans)	43	3300
2-26	81	HOLY CROSS	72	3300
3-2	67	at St. Joseph's (7/6)	86	9246
3-4	51	at Brown	47	2200
3-7	48	St. Joseph's # (7/6)	65	9200

2055

* Holiday Festival (Madison Square Garden)
NCAA Tournament (Blacksburg, VA)

Roster (Pts/Reb): James Walker (24.5/6.7), James Benedict (16.5/4.5), William Blair (12.8/6.3), Michael Riordan (10.3/9.1), Robert Kovalski (5.2/4.7), William Lasher (4.4/4.1), Peter McLaughlin (2.6/1.0), William Barrett (2.3/1.3), Steve Srantopoulos (1.9/0.5), Donal Henderson (1.3/1.6)

1966-67 (21-7)

Coach: Joseph A. Mullaney **H:12-1 A:5-5 N:4-1**

Captains: Jim Walker and Mike Riordan

Date	PC	OPP	ATTN
12-3	73	ASSUMPTION	59 3300
12-7	76	BROWN	62 3300
12-10	72	at St. Francis (NY)	62
12-13	56	at Rhode Island	52 5300
12-17	85	at Utah	92 5129
12-19	84	at Santa Clara	82 1199
12-21	70	at San Francisco	84
12-26	82	Duquesne *	55 14636
12-28	91	Northwestern *	79 17876
12-30	82	St. Joseph's *	76 18499
1-5	62	MASSACHUSETTS	59 3400
1-7	73	at Canisius (OT)	79 11579
1-9	74	OLGETHORPE	57 3400
1-14	54	DUQUESNE	47 3300
1-28	91	SETON HALL (OT)	87 3300
2-2	92	GANNON	66 3300
2-6	80	ST. BONAVENTURE	65 3300
2-8	89	FAIRFIELD	71 3300
2-11	76	at Niagara	77 3200
2-14	87	ST. JOSEPH'S	74 3300
2-18	82	at Boston College (-/11)	83 4100
2-21	52	VILLANOVA	55 3300
2-23	99	RHODE ISLAND	73 3300
2-25	88	at Holy Cross	75 3300
2-28	68	DEPAUL	67 3300
3-4	77	at Brown	68 2200
3-11	77	Memphis State +	68 11578
3-14	80	Marquette + (OT)	81 17822

2172

* Holiday Festival (Madison Square Garden)
+ NIT (Madison Square Garden)

Roster (Pts/Reb): James Walker (30.4/6.0), Michael Riordan (14.1/8.4), Alphonse Hayes (11.5/4.9), Anthony Koski (10.1/11.1), Stuart Kerzner (5.4/2.4), Anderson Clary (2.9/1.4), Steve Sarantopoulos (2.4/1.3), Peter McLaughlin (2.4/0.6), Donal Henderson (2.3/2.5), James Schessler (0.9/0.7), James Coady (1.3), William Judkins (1.3), Peter Coughter (0.5), William Barrett (0.6), Alfred Pearson (0.0)

1967-68 (11-14)

Coach: Joseph A. Mullaney **H:5-5 A:5-6 N:1-3**

Captains: Tony Koski and Dan Henderson

Date	PC	OPP	ATTN
12-2	54	VILLANOVA	58 3300
12-6	89	at Assumption	80
12-9	80	ST. FRANCIS (NY)	66 3300
12-13	65	at St. Joseph's	68
12-16	80	RHODE ISLAND	63 3300
12-20	77	LaSalle *	56 4475
12-21	70	Boston College * (8/5)	88 4837
12-27	63	Temple **	93 4000
12-28	48	Pennsylvania **	61
1-6	70	at Seton Hall	51
1-12	65	at Brown	58 1800
1-25	83	at Massachusetts	77 4000

1-27	91	NIAGARA	95	3300
1-31	70	BOSTON COLLEGE (-/12)	86	3300
2-4	64	at Duquesne	84	4087
2-8	51	at Rhode Island	53	4976
2-10	56	at St. Bonaventure (4/6)	70	5349
2-12	71	at DePaul	60	
2-14	83	CANISIUS	72	3000
2-17	75	CREIGHTON	64	3300
2-21	56	ST. JOHN'S	58	3300
2-24	62	HOLY CROSS	64	3300
2-28	61	at Fairfield	74	2000
3-2	42	at Villanova	58	5200
3-5	80	BROWN	66	3000

1706

* Boston Garden Tournament (Boston, MA)
** Quaker City Tournament (Philadelphia, PA)

Roster (Pts/Reb): Alphonse Hayes (15.6/6.6), Stuart Kerzner (15.4/3.6), Anthony Koski (11.9/11.2), Gerald McNair (7.3/6.9), Anderson Clary (6.7/4.7), Donal Henderson (5.8/3.1), Craig Callen (5.4/5.1), Alfred Pearson (2.5/0), Walter Violand (1.8/1.1), Charles Conway (0.7/0.3), Peter Coughter (0.2/1.0)

1968-69 (14-10)

Coach: Joseph A. Mullaney **H:9-2 A:5-6 N:0-2**


Captain: Andy Clary

Date	PC	OPP	ATTN
12-5	91	ASSUMPTION	84 3300
12-7	93	at St. Francis (NY)	54
12-12	86	at Rhode Island	76 5000
12-14	64	BROWN	63 3300
12-18	53	at St. John's	73 3252
12-21	63	at Dayton	90
12-27	81	UCLA * (1/1)	98 16752
12-28	66	Holy Cross *	78
1-2	85	UC-IRVINE	77 3300
1-4	88	at Canisius (30T)	84 3229
1-7	70	ST. BONAVENTURE (20/)	59 3300
1-10	84	at Boston College (OT)	90 4000
1-13	67	at Creighton	72 3658
1-25	62	MASSACHUSETTS	75 3300
1-30	83	DEPAUL	62 3000
2-1	83	RHODE ISLAND	59 3300
2-5	71	DUQUESNE (15/16)	78 3300
2-8	55	at Niagara	78 3200
2-12	80	ST. JOSEPH'S	77 3200
2-18	62	at Villanova (11/9)	69
2-22	82	at Holy Cross	69 3200
3-1	102	SETON HALL	86 3300
3-4	91	at Brown	74 1800
3-7	92	FAIRFIELD	63 3300

1854

* Holiday Festival (Madison Square Garden)

Roster (Pts/Reb): James Larranaga (19.4/6.0), Victor Collucci (15.4/3.0), Anderson Clary (11.1/7.0), Ray Johnson (9.9/10.4), Walter Violand (7.7/3.4), Dennis Walsh (4.8/2.4), Craig Callen (4.7/4.7), Joseph Ferro (4.5/0.5), Gerald McNair (2.4/3.5), William Connell (1.3/0.7), Theodore Haig (1.2/0.6), Mike McGuinn (0.6/1.0), Charles Conway (0/0.5)



DAVE GAVITT

Dartmouth '59

1969-79

10 seasons (209-84)

Dave Gavitt led the Friars into modern day basketball. After a solid basketball career at Dartmouth, he served as assistant coach at Worcester Academy for two seasons before moving to Providence as an assistant to Joe Mullaney. He returned to Dartmouth as an assistant for a year before being named head coach. After two seasons (18-33) with the Big Green he returned to Providence and carried the Mullaney mantle of success to new heights. A five-time New England Coach of the Year, he led PC to eight straight 20-win seasons, five NCAA's (including the Final Four

in 1973), three NIT's and wins over 23 teams ranked among the top 20. Among his many honors, the most cherished may be his selection as United States Olympic Coach in 1980. He served as PC's Director of Athletics from 1971 until 1982 when he became full-time Commissioner of The BIG EAST Conference. He now serves on the Board of Directors at the Naismith Basketball Hall of Fame in Springfield, MA.

1969-70 (14-11)

Coach: Dave Gavitt

H:9-4 A:5-5 N:0-2

Captain: Craig Callen

Date	PC	OPP	ATTN
12-2	85	at Massachusetts	90 4200
12-4	103	at Assumption	88 2500
12-6	95	ST. LEO	56 3300
12-8	103	VA. COMMONWEALTH	71 2600
12-13	107	ST. FRANCIS (NY)	72 3300
12-16	65	at St. Joseph's	68 2495
12-18	77	BROWN	68 3000
12-22	79	at DePaul	78 2852
12-29	83	Syracuse *	94 7343
12-30	68	Holy Cross *	72 7410
1-3	76	at Fairfield	56
1-6	65	BOSTON COLLEGE	62 3300
1-10	78	DAYTON	81 3300
1-24	85	NIAGARA	94 3400
1-28	58	ST. JOHN'S (OT) (16/)	57 3000
1-31	85	RHODE ISLAND	93 3400
2-4	54	VILLANOVA (19/)	44 3400
2-7	66	at Duquesne	70 4596
2-14	52	at St. Bonaventure (4/4)	68 5615
2-17	73	CANISIUS	70 3400
2-21	84	HOLY CROSS	67 3400
2-23	64	CREIGHTON	68 3400
2-25	74	at Rhode Island	81 5000
2-28	93	at Seton Hall	76 3100
3-3	69	at Brown	66 2217

1941

* Charlotte Invitational (Charlotte, NC)

Roster (Pts/Reb): James Larranaga (16.3/7.3), Victor Collucci (13.9/2.1), Donald Lewis (12.2/4.9), Ray Johnson (11.6/10.4), Gary Wilkens (11.2/3.6), Craig Callen (6.1/4.5), Joseph Ferro (3.8/0.4), Walter Violand (3.5/2.0), Dennis Walsh (2.1/0.6), Michael Hagan (1.2/0.3), Mike McGuinn (0.4/0.7), William Connell (0.4/0.4)

1970-71 (20-8)

Coach: Dave Gavitt

H:10-1 A:6-4 N:4-3

Captain: Game Captains

Date	PC	OPP	ATTN
12-3	91	at Brown	63 1900
12-5	77	STETSON	57 3200
12-9	84	FAIRFIELD	54 3300
12-12	75	at St. Francis (NY)	43
12-18	84	Detroit *	69 7500
12-19	58	Tennessee * (14/)	77 10700
12-26	89	Manhattan **	69 8312
12-28	86	South Carolina ** (2/2)	102 13617
12-30	94	St. John's ** (-/13)	80 18243
1-5	98	RHODE ISLAND	92 3300
1-8	71	at Boston College	83
1-12	78	BROWN	76 3100
1-23	73	MASSACHUSETTS	72 3300
1-30	70	at Canisius	92 3815
2-1	79	SETON HALL	67 3300
2-6	73	at Niagara	64
2-8	73	at Creighton	71
2-10	80	DUQUESNE (12/13)	85 3300
2-13	88	ST. JOSEPH'S	76 3200
2-17	81	at Rhode Island	64
2-20	81	at Holy Cross	75 3200
2-23	75	at Villanova (-/17)	76 3200
2-25	74	DEPAUL	64 3400
2-27	105	ASSUMPTION	91 3400
3-3	88	ST. BONAVENTURE	56 3400
3-6	65	at St. John's	79 3791
3-20	64	Louisville + (18/)	58 9084
3-22	79	North Carolina + (13/13)	86 12437

2233

* Volunteer Classic (Knoxville, TN)

** Holiday Festival (Madison Square Garden)

+NIT (Madison Square Garden)

Roster (Pts/Reb): Ernie DiGregorio (18.6/4.0), James Larranaga (13.7/4.8), Nehru King (12.6/6.1), Donald Lewis (10.9/5.9), Ray Johnson (7.6/5.4), Victor Collucci (7.5/1.7), Francis Costello (6.9/4.9), Charles Crawford (3.2/2.9), Michael Hagan (1.6/0.1), Mike McGuinn (1.5/1.1), Ed Cullinan (0/0), William Sullivan (0/0)



1971-72 (21-6)

Coach: Dave Gavitt **H:11-0 A:8-4 N:2-2**

Captain: Don Lewis

Date	PC	OPP	ATTN
12-4	81 BROWN	61	3400
12-8	76 BUFFALO ST	58	3400
12-11	65 at St. Joseph's	72	5019
12-18	75 at DePaul	64	
12-22	81 ST. FRANCIS (NY)	71	3400
12-27	81 Penn State *	65	9271
12-28	72 Fordham * (OT)	77	8530
12-30	93 St. Peter's *	87	12333
1-5	86 BOSTON COLLEGE	68	3400
1-10	76 VILLANOVA (14/15)	69	3400
1-15	93 LOYOLA (MD)	63	3400
1-19	87 at Fairfield	75	3500
1-22	89 NIAGARA	79	3400
1-26	70 at Southern California (7/7)	66	7453
1-29	64 at Massachusetts	55	4200
2-5	77 RHODE ISLAND	67	3400
2-8	69 CANISIUS	64	3400
2-13	82 at St. Bonaventure	98	5640
2-15	73 at Rhode Island	75	5214
2-19	104 HOLY CROSS	68	3400
2-22	81 at Assumption	77	2500
2-27	67 at Duquesne	72	10142
3-1	73 ST. JOHN'S	65	3400
3-4	78 at Seton Hall	68	3100
3-6	90 at Jacksonville (17/-)	76	7302
3-9	72 at Brown	61	3000
3-11	60 Pennsylvania # (2/3)	76	6007

2115

1897

* Holiday Festival (Madison Square Garden)
NCAA Tournament (Alumni Hall - St. John's)

Roster (Pts/Reb): Marvin Barnes (21.6/15.7), Ernie DiGregorio (11.7/3.0), Donald Lewis (11.4/4.8), Francis Costello (9.7/4.8), Lawrence Ketrivits (5.9/3.6), Nehru King (5.3/3.4), Charles Crawford (4.7/4.5), Robert Ollquist (4.1/0.9), Timothy Gilbride (0.8/0.2), Thomas Walters (0.6/0.3)

1972-73 (27-4) NCAA FINAL FOUR

(First year playing in Civic Center)

Coach: Dave Gavitt **H:14-0 A:7-2 N:6-2**

Captain: Game Captains

Date	PC	OPP	ATTN
12-9	94 at St. Francis (NY)	58	2200
12-11	93 FAIRFIELD	57	10757
12-15	79 South Carolina * (-/13)	64	9003
12-16	92 Santa Clara *	97	8912
12-19	73 OREGON	60	8314
12-23	107 DEPAUL	80	9984
1-2	83 BROWN	53	8017
1-4	79 RHODE ISLAND	59	10996
1-6	77 at Canisius	64	5545
1-10	118 WESTERN KENTUCKY	88	11362
1-13	87 DUQUESNE	79	11564
1-20	77 at UCLA (1/1)	101	12771
1-24	91 MASSACHUSETTS	78	9139
1-27	87 JACKSONVILLE (13/17)	84	11834
1-31	75 at Boston College	64	4000
2-3	70 at Niagara	66	
2-7	81 ST. JOSEPH'S (18/-)	75	11171
2-10	102 at Rhode Island ***	81	11236
2-12	113 CLEVELAND STATE	79	8599
2-15	94 at Holy Cross	75	3200
2-20	86 at Villanova	71	3200
2-22	107 ASSUMPTION	87	12107
2-24	87 SETON HALL	65	9396
3-3	93 at St. John's (17/-)	90	6008
3-5	103 ST. BONAVENTURE	88	11638
3-8	93 at Brown ***	80	11434
3-10	89 St. Joseph's # (18/20)	76	4430
3-15	87 Pennsylvania # (18/20)	65	11003
3-17	103 Maryland # (8/10)	89	10400
3-24	85 Memphis State ### (12/11)	98	19029
3-26	79 Indiana ### (6/6)	97	19301

2782

2368

* Utah Classic (Salt Lake City, Utah)
NCAA Tournament (Alumni Hall - St. John's)
NCAA Tournament (Charlotte, NC)
NCAA Tournament Final-Four (St. Louis, MO)
*** Providence Civic Center

Roster (Pts/Reb): Ernie DiGregorio (24.6/3.2), Marvin Barnes (18.3/19.0), Kevin Stacom (17.8/3.9), Francis Costello (9.1/4.8), Nehru King (8.7/3.7), Charles Crawford (5.5/6.1), Ron Norwood (2.6/1.1), Al Baker (2.5/2.5), Richard Dunphy (2.5/1.1), Dave Modest (1.8/0.3), Mark McAndrew (1.3/1.1), Gary Bello (1.1/0.4), Tom Walters (1.0/1.3)

1973-74 (28-4) NCAA SWEET SIXTEEN

Coach: Dave Gavitt **H:16-0 A:6-2 N:6-2**

Captains: Marvin Barnes and Kevin Stacom

Date	PC	OPP	ATTN
12-3	84 ST. LEO	44	7311
12-10	84 at Western Kentucky	89	9150
12-13	76 SAN FRANCISCO (17/-)	57	9492
12-15	94 AUSTIN PEAY	92	9042
12-17	78 NIAGARA	74	7943
12-20	105 WILLIAM & MARY	75	7195
12-22	93 at DePaul	75	2029
12-26	85 Purdue *	93	7771
12-27	64 Tennessee *	60	1823
12-28	82 Washington State *	67	1951
1-5	104 CATHOLIC	69	6617
1-7	75 UC-IRVINE	51	9047
1-12	87 VILLANOVA	77	7757
1-17	77 at Massachusetts	76	7900
1-19	67 at St. Joseph's	62	6381
1-23	79 BOSTON COLLEGE	77	10932
1-26	78 RHODE ISLAND	64	11173
1-29	106 at Jacksonville	90	
1-31	87 at Duquesne (OT)	88	4587
2-6	74 at St. Bonaventure	69	5574
2-9	91 at Seton Hall	60	3200
2-12	75 BROWN (2OT)	73	8879
2-13	105 HOLY CROSS	70	8773
2-16	101 ST. FRANCIS (NY)	65	7592
2-19	76 at Rhode Island ***	73	7743
2-22	112 ASSUMPTION	86	8913
2-28	97 CANISIUS	69	8846
3-1	85 ST. JOHN'S	69	10104
3-4	92 at Brown ***	77	11414
3-10	84 Pennsylvania #	69	5683
3-14	78 North Carolina State ## (1/1)	92	12400
3-16	95 Furman ## (17/-)	83	12400

2770

2335

* Rainbow Classic (Honolulu, Hawaii)
NCAA Tournament (Alumni Hall - St. John's)
NCAA Tournament (Raleigh, NC)
*** Providence Civic Center

Roster (Pts/Reb): Marvin Barnes (22.1/18.7), Kevin Stacom (18.5/3.1), Bob Cooper (12.0/7.5), Joe Hassett (7.2/1.6), Gary Bello (7.2/1.8), Rick Santos (6.9/2.8), Mark McAndrew (6.5/6.2), Al Baker (3.2/2.3), Richard Dunphy (3.2/1.9), Bob Ollquist (2.5/0.4), Walt Edwards (2.5/4.0), Tim Gilbride (1.7/0.1), Chris Dixon (1.5/2.0), Tom Walters (0.9/0.6)

1974-75 (20-11)

Coach: Dave Gavitt **H:11-1 A:2-6 N:7-4**

Captains: Rick Santos and Gary Bello

Date	PC	OPP	ATTN
12-2	79 CAL STATE-FULLERTON	69	7462
12-4	78 BROWN	75	10109
12-10	97 ASSUMPTION	83	7811
12-14	80 SYRACUSE	57	8678
12-21	85 DEPAUL	71	7720
12-26	76 Holy Cross *	75	11331
12-27	83 Drake *	73	10214
12-28	79 St. John's *	91	12069
1-2	68 at San Francisco	96	
1-4	73 at Oregon (11/10)	86	10000
1-8	82 ST. JOSEPH'S	68	8396
1-11	98 JACKSONVILLE	87	9595
1-18	86 MASSACHUSETTS	74	10333
1-25	65 PENNSYLVANIA	66	8839
1-29	77 at Boston College	85	4250
2-1	87 at Canisius	95	4500
2-4	65 at Brown ***	62	6500
2-8	106 SETON HALL	101	7430
2-11	87 RHODE ISLAND	72	7636
2-13	68 at Holy Cross	69	3608
2-18	69 at Rhode Island ***	79	6219
2-22	80 at Niagara	77	5836
2-25	84 at Villanova	67	5443
3-1	70 at St. John's	88	6008
3-3	82 ST. BONAVENTURE	69	8351
3-6	55 Holy Cross >	62	7926
3-8	108 Connecticut >	83	8592
3-15	91 Clemson + (14/19)	86	8757
3-18	101 Pittsburgh +	80	
3-22	85 St. John's +	72	13176
3-24	69 Princeton + (13/-)	80	14763

2513

2398

* Ocean State Classic (Providence, RI)
> ECAC New England Regionals (Springfield, MA)
+ NIT (Madison Square Garden)
*** Providence Civic Center

Roster (Pts/Reb): Joe Hassett (16.5/2.1), Bruce Campbell (11.0/6.7), Bob Cooper (10.9/7.0), Mark McAndrew (10.1/6.2), Bill Eason (9.9/7.9), Rick Santos (9.5/4.1), Gary Bello (9.2/2.1), Bob Misevicius (6.5/4.4), Steve Strother (2.9/1.0), Don Henderson (1.2/1.2), Mark Forcier (0.2/0.3)

1975-76 (21-11)

Coach: Dave Gavitt **H:14-1 A:2-4 N:5-6**

Captain: Mark McAndrew

Date	PC	OPP	ATTN
11-28	102 STONEHILL	76	9676
11-29	71 BROWN	51	8647
12-6	67 Alabama @ (14/-)	71	7665
12-9	88 ASSUMPTION	68	7102
12-11	98 EVANSVILLE	71	6502
12-13	66 at Purdue (20/-)	59	6625
12-19	73 Santa Clara *	66	
12-20	77 San Francisco * (14/16)	91	6809
12-23	76 OREGON	68	8815
1-3	66 at DePaul	91	4717
1-6	80 WAYNE STATE	52	6651
1-10	63 LOUISVILLE (16/17)	60	10547
1-14	53 at Seton Hall	55	3300
1-17	73 at Rhode Island ***	75	11800
1-21	81 at St. Joseph's	71	
1-24	73 LASALLE	75	9678
2-3	81 at Brown ***	59	3000
2-5	76 NIAGARA	67	7068
2-7	103 HOLY CROSS	85	11189
2-11	79 BOSTON COLLEGE	71	8765
2-14	91 CANISIUS	79	7017
2-21	77 at St. Bonaventure	78	5621
2-24	85 RHODE ISLAND	66	12138
2-26	79 at Massachusetts (OT)	81	7603
2-28	67 ST. JOHN'S (14/14)	53	10606
3-1	89 VILLANOVA	81	7482
3-4	64 Holy Cross >	61	
3-6	73 Connecticut >	87	8775
3-13	84 North Carolina A&T +	68	7940
3-16	73 Louisville + (20/-)	67	7632
3-18	78 Kentucky +	79	11444
3-21	69 North Carolina State +	74	12415

2475

2256

@ Madison Square Garden
* Cable Car Classic (San Francisco, CA)
> ECAC New England Regionals (Springfield, MA)
+ NIT (Madison Square Garden)
*** Providence Civic Center

Roster (Pts/Reb): Joe Hassett (17.0/2.9), Bruce Campbell (15.8/8.5), Bill Eason (11.4/6.1), Bob Misevicius (9.1/6.3), Steve Strother (8.0/2.1), Bob Cooper (7.8/3.5), Mark McAndrew (6.4/4.3), Pat Kehoe (1.8/1.7), David Frye (1.5/1.2), Mark Forcier (1.3/1.4), Chris Dixon (0.7/0.6), Joe Mullaney, Jr. (0.2/0.8), Don Henderson (1.2/1.3), Bruce Grimm (6.4/1.7), Paul Oristaglio (1.5/0.5)

1976-77 (24-5)

Coach: Dave Gavitt **H:15-1 A:5-1 N:4-3**

Captains: Bob Cooper and Joe Hassett

Date	PC	OPP	ATTN
11-27	78 STONEHILL	58	8356
11-29	95 at Brown ***	69	3000
12-1	92 ASSUMPTION	71	6889
12-4	62 PURDUE (OT)	68	8627
12-11	77 Boston College *	67	9200
12-12	65 Holy Cross *	67	8205
12-18	102 BROWN	82	6517
12-28	81 Texas <	67	12150
12-29	82 Michigan < (2OT) (1/1)	81	12150
1-2	72 SETON HALL (OT)	68	10132
1-5	65 ST. JOSEPH'S	64	8346
1-8	68 MASSACHUSETTS	62	8138
1-11	86 CONNECTICUT	71	8516
1-15	94 HAWAII	76	9104
1-18	82 RHODE ISLAND	71	11924
1-22	83 BOSTON UNIVERSITY	68	9402
1-24	83 at Canisius	68	1408
1-25	71 at Niagara (2OT)	63	4260
2-1	82 ST. BONAVENTURE	75	10466
2-3	67 at Rhode Island ***	66	12150
2-6	64 at Louisville (9/7)	68	13027
2-9	84 DEPAUL	73	9477
2-12	99 LONG ISLAND	85	9683
2-19	75 at LaSalle	62	12138
2-22	84 at Villanova	71	6884
2-26	69 at St. John's	66	6389
3-3	44 Fairfield >	31	11284
3-5	67 Holy Cross >	68	11264
3-12	80 Kansas State # (-/11)	87	10871

2253

1993

* Colonial Classic (Boston, MA)

THROUGH THE YEARS - 1196-763 (.611)

< INBANK Classic (Providence, RI)
 > ECAC New England Regionals (Hartford, CT)
 # NCAA Tournament (Norman, OK)
 *** Providence Civic Center

Roster (Pts/Reb): Joe Hassett (18.8/3.1), Bob Cooper (15.9/7.5), Bruce Campbell (14.9/8.1), Dwight Williams (10.2/2.6), Bob Misevicius (8.2/8.0), Bill Eason (6.0/4.8), Pat Kehoe (3.1/1.8), Paul Oristaglio (2.4/0.8), Paul Aiello (2.0/3.3), David Frye (2.6/0.6), John Nolan (0.7/0.5), Peter Petropolous (0.7/0.6), Mark Heissenbuttel (0.4/0), Ken Woodson (0/0.6), Joe Mullaney, Jr. (0/0.2)

1977-78 (24-8)

Coach: Dave Gavitt **H:16-2 A:4-2 N:4-4**
Captains: Bruce Campbell, Bill Eason and Bob Misevicius

Date	PC	OPP	ATTN
11-28	84 STONEHILL	66	7802
11-30	57 LOUISVILLE (9/)	51	11134
12-3	60 at Seton Hall	58	5199
12-6	79 ASSUMPTION	70	7942
12-9	73 WISCONSIN	62	9842
12-22	72 CAL-BAKERSFIELD	70	7695
12-27	70 Lafayette *	59	
12-29	61 Stanford *	76	5257
12-30	53 Texas Tech *	52	
1-5	68 at Brown ***	52	3000
1-7	82 CANISIUS	72	9042
1-9	76 BROWN	58	7190
1-11	76 at St. Joseph's	69	5578
1-14	67 PENNSYLVANIA	65	8124
1-18	90 HOLY CROSS (14/16)	64	12150
1-21	57 at Connecticut	49	4900
1-25	50 at Massachusetts	49	5950
1-28	68 at DePaul (19/19)	78	5300
1-31	66 VILLANOVA	73	10229
2-2	64 at St. Bonaventure	72	5289
2-4	79 RHODE ISLAND	59	12022
2-8	92 BOSTON COLLEGE	74	9549
2-12	61 NORTH CAROLINA (7/7)	59	6863
2-14	72 NIAGARA (OT)	70	8011
2-15	52 JACKSONVILLE (OT)	50	8011
2-18	63 CAMPBELL	54	6113
2-21	64 at Rhode Island ***	73	12150
2-25	51 ST. JOHN'S	60	9973
2-27	85 LONG ISLAND	62	7982
3-2	71 Holy Cross >	67	12150
3-4	62 Rhode Island >	65	12150
3-11	63 Michigan State # (6/5)	77	16519

2198 **2035**
 * Rainbow Classic (Honolulu, Hawaii)
 > ECAC New England Regionals (Providence, RI)
 # NCAA Tournament (Indianapolis, IN)
 *** Providence Civic Center

Roster (Pts/Reb): Bruce Campbell (17.4/7.8), Dwight Williams (16.4/2.6), Bill Eason (11.3/8.3), Bob Misevicius (8.5/7.5), Rudy Williams (4.4/2.6), Paul Oristaglio (3.6/2.6), Paul Aiello (3.1/0.8), David Frye (2.8/0.6), Rich Hunger (2.4/2.2), Pat Kehoe (2.3/2.0), Jerry Scott (2.0/0.8), John Nolan (1.7/0.6), Ernie DelGatto (1.2/2.8), Mladen Filipan (1.3/1.0), Joe Mullaney, Jr. (0.6/0.7)

1978-79 (10-16)

Coach: Dave Gavitt **H:8-6 A:2-6 N:0-4**
Captain: Dave Frye

Date	PC	OPP	ATTN
11-25	75 MAINE (OT)	73	8791
11-29	68 ASSUMPTION	66	7532
12-2	66 ST. JOSEPH'S	77	7632
12-6	64 at Boston College	83	3475
12-15	59 CALIFORNIA <	58	7000
12-16	61 FLORIDA <	79	9001
12-20	75 NORTH CAROLINA A&T	63	7701
12-23	70 at Louisville (12/11)	88	16075
12-28	68 at Virginia *	106	6012
12-29	52 at Bradley *	84	
1-3	52 at Villanova	51	3081
1-6	60 at Brown ***	69	4000
1-9	75 DEPAUL	84	7309
1-11	68 SETON HALL	80	6936
1-13	62 MASSACHUSETTS	66	7754
1-16	42 at Rhode Island ***	86	11716
1-20	64 CONNECTICUT	63	7892
1-27	74 at Canisius	89	3226
1-29	56 at Niagara (OT)	55	2348
2-3	51 ST. BONAVENTURE	59	8244
2-7	87 LONG ISLAND UNIV.	78	6714
2-10	55 at North Carolina (6/6)	89	11666
2-14	62 BROWN	60	6923
2-17	84 RHODE ISLAND	77	11411
2-20	65 at Holy Cross	75	4000

2-24 65 at St. John's 70 - 4584
1692 **1928**

< INBANK Classic (Providence, RI)
 * Sugar Bowl Classic
 *** Providence Civic Center

Roster (Pts/Reb): Rudy Williams (17.8/9.0), Bill Fields (12.1/4.8), Jerry Scott (11.5/4.2), John Nolan (4.6/1.0), Richard Hunger (4.5/4.2), Aubrey Stallworth (4.4/3.6), David Frye (3.9/1.4), Gary Towle (3.4/0.1), Sam Lucas (2.1/1.5), Don Meineke (1.9/1.0), Ron Tenzyk (1.2/0.2), Jon Barnes (0/1), Mark Heissenbuttel (0/0)



GARY WALTERS
 Princeton
 1979-80

Two seasons (21-34 / 3-17)

Gary Walters had the unenviable task of following the legendary Dave Gavitt and suffered through a pair of losing seasons. He started his basketball career as an All-Ivy pick at Princeton who led the Tigers to the 1965 Final Four before being named assistant coach at Lehigh and, later, Dartmouth. He then moved on to the head spot at Middlebury (7-17) and Union (53-13) before going back to Princeton as an assistant. He was head coach at Dartmouth for three seasons (30-48). Walters is now the Athletic Director at his alma mater, Princeton.

1979-80 (11-16/0-6)

Coach: Gary Walters **H:10-7 A:1-6 N:0-3**
Captain: John Nolan

Date	PC	OPP	ATTN
11-30	83 STONEHILL	62	8489
12-1	60 NIAGARA (OT)	59	7889
12-5	65 ASSUMPTION	54	6849
12-8	44 at Purdue (12/9)	76	14123
12-12	44 BROWN	42	7039
12-18	50 at Georgetown (17/17)	55	4418
12-21	58 STANFORD <	46	8647
12-22	78 DUKE (1/1) <	82	10282
12-29	63 ST. LEO	37	6235
1-2	78 at Massachusetts	68	1300
1-4	75 at St. Bonaventure	81	4833
1-7	71 NEW HAMPSHIRE	46	6842
1-9	64 at Brown ***	65	1500
1-12	57 HOLY CROSS	59	10846
1-16	74 RHODE ISLAND	59	10603
1-19	74 NORTH CAROLINA A&T	61	6849
1-23	63 at Connecticut	74	5475
1-26	51 at Seton Hall	64	3200
1-29	52 VILLANOVA	62	6873
2-2	69 SYRACUSE (4/3)	89	12032
2-4	88 CANISIUS	72	5732
2-9	73 LOUISVILLE (3/3)	79	8615
2-13	58 at Rhode Island ***	74	9142
2-16	55 BOSTON COLLEGE	57	7091
2-19	52 at St. Joseph's	54	5771
2-23	62 ST. JOHN'S (7/11)	68	7639
2-28	44 St. John's \$*** (8/8)	48	6312

1705 **1693**
 < INBANK Classic (Providence, RI)
 * BIG EAST Tournament (Providence, RI)
 *** Providence Civic Center

Roster (Pts/Reb): Jerry Scott (14.9/4.1), Rudy Williams (14.8/7.6), Bill Fields (11.4/4.3), Ricky Tucker (8.4/1.9), Rich Hunger (7.1/5.8), John Nolan (3.3/2.2), Aubrey Stallworth (2.7/3.1), Bruce McKnight (2.3/1.0), Gary Towle (1.4/0.4), Sam Lucas (0.9/0.7), Ron Tenzyk (0.8/0.4), Kevin Reilly (0.5/0.5)

1980-81 (10-18/3-11)


Coach: Gary Walters **H:8-8 A:1-8 N:1-2**
Captain: Rich Hunger

Date	PC	OPP	ATTN
11-29	56 MASSACHUSETTS	43	7107

12-2	74 ASSUMPTION	46	6781
12-6	49 at Villanova	68	6343
12-10	78 WISCONSIN-SUPERIOR	56	5822
12-13	59 PURDUE	64	8014
12-13	93 CAMPBELL	64	5169
12-19	51 WASHINGTON <	60	7236
12-20	76 MICHIGAN STATE <	77	7181
12-27	71 BROWN	64	6553
12-29	78 BISCAYNE	59	5724
1-3	71 BOSTON COLLEGE	98	7314
1-7	52 SETON HALL	66	5217
1-10	63 at St. John's	83	6042
1-14	66 at Syracuse	84	13178
1-19	61 at Georgetown	58	4419
1-24	44 RHODE ISLAND (N) ***	53	8771
1-27	55 at Louisville	71	14382
1-31	62 at Seton Hall	72	2800
2-4	70 CONNECTICUT (-/18)	79	8281
2-7	67 SYRACUSE	81	10137
2-11	55 at Boston College	70	3150
2-14	82 VILLANOVA	70	7157
2-16	73 ST. JOHN'S	57	7862
2-21	57 at Connecticut	71	9338
2-25	63 GEORGETOWN	71	7322
2-28	58 at Holy Cross	67	4000
3-5	67 Boston College \$	65	5444
3-6	49 Villanova \$ (OT)	58	17101

1800 **1875**
 < Industrial Bank Classic (Providence, RI)
 \$ BIG EAST Tournament (Syracuse, NY)
 *** Providence Civic Center

Roster (Pts/Reb): Rich Hunger (12.0/6.7), Jerry Scott (11.7/3.3), Bill Fields (10.0/3.9), Otis Thorpe (9.6/5.3), Rudy Williams (8.1/4.5), Ricky Tucker (6.5/0.7), Jim Panaggio (4.0/1.9), Carl Hill (3.0/0.7), Sean Canty (2.4/1.8), Marlon Burns (1.5/1.0), Jim Cholakis (1.1/0.4), Myles McPartland (1.0/1.2), George Thissell (1.0/0.2)



JOSEPH A. MULLANEY
 Holy Cross '49
 1955-69
 1981-85
 18 seasons (319-164/14-48)

Joe Mullaney returned to Providence College after stints in professional basketball and at nearby Brown University. Mullaney is regarded as one of the finest coaches in the history of college basketball. His first tenure at the PC helm began the tradition of Friar basketball.

1981-82 (10-17/2-12)

Coach: Joseph A. Mullaney **H:9-7 A:0-9 N:1-1**
Captains: Billy Fields and Jim Panaggio

Date	PC	OPP	ATTN
11-30	94 ASSUMPTION	70	5446
12-2	68 ST. MICHAEL'S	45	5436
12-5	58 at Arizona	62	8255
12-8	54 at Villanova (-/18)	65	4821
12-12	78 BROWN	65	5672
12-19	69 CREIGHTON	63	5435
12-20	46 MAINE	44	5127
12-22	61 DREXEL	50	5154
12-29	65 NAVY <	68	7117
12-30	53 NORTHWESTERN <	52	6717
1-2	52 HOLY CROSS	61	6724
1-4	65 at Seton Hall	66	2815
1-9	62 at St. John's (20/18)	76	4412
1-13	66 SYRACUSE	71	5427
1-16	59 at Boston College	62	4400
1-20	49 Rhode Island (N) *** (OT)	47	8810
1-23	50 GEORGETOWN (13/11)	49	7953
1-28	77 at Dayton (5 OT)	79	9669
2-1	45 CONNECTICUT (OT)	47	7484
2-6	71 at Syracuse	86	19697
2-10	71 BOSTON COLLEGE	78	7054
2-13	79 SETON HALL	70	7447



2-15	76	ST. JOHN'S (2 OT)	77	6149
2-20	61	at Connecticut	90	8119
2-24	42	at Georgetown (12/11)	60	12812
2-27	53	VILLANOVA	54	8219
3-6	48	Georgetown \$ (8/8)	62	14044

1672

1719

< Industrial Bank Classic (Providence, RI)
 \$ BIG EAST Tournament (Hartford, CT)
 *** Providence Civic Center

Roster (Pts/Reb): Ron Jackson (16.2/4.4), Otis Thorpe (14.1/8), Bill Fields (7.9/3.7), Ricky Tucker (7.1/1.1), Keith Lomax (5.7/2.6), Marlon Burns (4.1/2.8), Jim Panaggio (3.9/2), Sean Canty (3.3/3.6), Carl Hill (2.9/0.7), Mike Berkely (0.2/0.5), Ed Gately (0/0.3)

1982-83 (12-19/4-12)

Coach: Joseph A. Mullaney **H:6-7 A:3-9 N:3-3**
Captains: Ricky Tucker and Ron Jackson

Date	PC	OPP	ATTN
11-27	72	ASSUMPTION	54 5227
11-30	70	at Brown ***	56 2000
12-1	68	ROBERT MORRIS	46 5249
12-4	60	ST. JOHN'S (12/-)	61 - 8278
12-6	65	at Holy Cross	63 3802
12-10	47	OHIO UNIVERSITY <	48 - 6376
12-11	57	COLGATE <	44 5348
12-18	70	at Creighton	73 - 8625
12-21	52	at Bringham Young	66 - 15532
12-27	43	at Hawaii *	54 - 6150
12-28	56	at Arizona State *	54 1150
12-29	57	at Virginia Tech *	70 - 972
1-5	58	SYRACUSE (9/9)	83 - 8427
1-8	66	DAYTON	63 6591
1-12	88	at Seton Hall	72 2816
1-15	61	at Villanova (15/17)	70 - 3100
1-18	54	at St. John's (8/7)	74 - 6166
1-22	70	GEORGETOWN (19/16)	78 - 12247
1-26	65	at Connecticut	62 10048
1-29	55	at Pittsburgh (20T)	59 - 5835
2-2	70	BOSTON COLLEGE	73 - 6827
2-5	86	at Syracuse (20/-)	93 - 22160
2-8	81	RHODE ISLAND (N) ***	69 5378
2-12	81	SETON HALL	65 5471
2-16	58	VILLANOVA (8/9)	64 - 7887
2-19	54	at Richmond	55 - 4169
2-23	62	at Georgetown (18/18)	86 - 9749
2-26	62	CONNECTICUT	72 - 7246
2-28	72	PITTSBURGH	69 5471
3-5	66	at Boston College (15/13)	81 - 4000
3-9	64	Seton Hall \$	73 - 18606

1990

2050

< Fleet Classic (Providence, RI)
 * Rainbow Classic (Honolulu, HI)
 \$ BIG EAST Tournament
 (Madison Square Garden)
 ***Providence Civic Center

Roster (Pts/Reb): Ron Jackson (18.3/4), Otis Thorpe (16.1/8.0), Ricky Tucker (7.0/1.8), Sean Canty (5.2/3.8), Keith Lomax (4.3/3.2), Donnie Brown (4.0/1.0), Carl Hill (3.9/0.9), Ray Knight (2.7/2.9), Alan Roth (2.6/1.6), Harold Starks (2.2/1.2), Dick Pennefather (1.4/0.4), Marlon Burns (0.9/1.6), Pete Murphy (0.9/0.6), Mike Berkely (0/0.6), Jim Cholakis (0.0)

1983-84 (15-14/5-11)

Coach: Joseph A. Mullaney **H:12-5 A:1-8 N:2-1**
Captain: Otis Thorpe

Date	PC	OPP	ATTN
11-28	82	BROWN	54 5774
11-30	94	ASSUMPTION	70 4911
12-3	72	ARIZONA	69 6012
12-7	64	MARQUETTE (OT)	60 7104
12-10	50	HOLY CROSS	47 7491
12-23	65	LONG ISLAND	72 - 4424
12-17	69	RHODE ISLAND (N) ***	58 7238
12-28	46	PENNSYLVANIA <	42 7419
12-29	65	TEMPLE <	59 8019
1-4	58	at Seton Hall (20T)	60 - 2232
1-7	52	at St. John's (13/10)	57 - 6034
1-11	63	BOSTON COLLEGE (18/20)	62 9122
1-14	62	SYRACUSE	70 - 9916
1-18	76	at Georgetown (6/6)	80 - 4328
1-21	67	CONNECTICUT	70 - 6538
1-25	53	at Villanova	66 - 7109
1-28	47	at Dayton	73 - 11097
2-1	78	PITTSBURGH	66 4610
2-4	82	SETON HALL (OT)	74 5946
2-8	65	ST. JOHN'S	60 7104
2-11	71	at Boston College	68 4000
2-15	64	at Syracuse (16/-)	89 - 19138
2-18	38	GEORGETOWN (2/2)	59 - 12150

2-22	59	at Connecticut	62	4660
2-25	56	VILLANOVA	58	9580
2-27	74	HOWARD	56	5408
3-3	60	at Pittsburgh	61	5771
3-7	59	Seton Hall \$	55	17745
3-8	50	Georgetown \$ (2/2)	70	17745

1841

1842

< Fleet Classic (Providence, RI)
 \$ BIG EAST Tournament
 (Madison Square Garden)
 ***Providence Civic Center

Roster (Pts/Reb): Otis Thorpe (17.1/10.3), Donnie Brown (8.0/1.7), Brian Waller (7.0/2.2), Ray Knight (6.1/4.7), Keith Lomax (5.9/2.0), Harold Starks (5.7/1.7), Sean Canty (4.9/2.7), Carl Hill (4.5/1.0), Ernie Lewis (2.6/1.1), Billy Donovan (2.3/0.8), Jacek Duda (1.5/1.3), David Kipfer (1.6/1.0), Dick Pennefather (1.4/0.4), Alan Roth (0.4/0.5)

1984-85 (11-20/3-13)

Coach: Joseph A. Mullaney **H:5-10 A:2-9 N:4-1**
Captains: Ray Knight, Keith Lomax, Brian Waller

Date	PC	OPP	ATTN
11-23	75	Virginia * (OT) (-/20)	71 800
11-24	60	Chaminade *	58 600
11-29	67	ASSUMPTION	70 - 4351
12-1	55	DAYTON	68 - 4857
12-5	84	at Holy Cross (20T)	75 2851
12-8	53	RHODE ISLAND	52 7778
12-10	70	HOWARD	53 4321
12-19	53	FAIRLEIGH DICKINSON	55 - 4221
12-23	71	at Brown ***	67 4427
12-28	73	WEST TEXAS STATE <	64 6349
12-29	59	ILLINOIS STATE <	65 - 8047
1-2	55	at Boston College	67 - 2550
1-5	62	at Pittsburgh	73 - 6041
1-9	75	CONNECTICUT	66 5117
1-12	68	SYRACUSE (7/8)	71 - 7274
1-16	44	at Georgetown (1/1)	85 - 10634
1-19	58	at Marquette	64 - 10586
1-23	57	at Villanova (14/15)	65 - 6741
1-26	72	at Seton Hall	70 2657
1-28	53	at Notre Dame	70 - 10614
1-30	60	ST. JOHN'S (1/1)	77 - 10426
2-2	66	BOSTON COLLEGE	93 - 9616
2-6	55	PITTSBURGH	68 - 4602
2-9	70	at Connecticut	84 - 10136
2-13	76	at Syracuse (8/8)	82 - 23017
2-16	73	GEORGETOWN (2/2)	87 - 12150
2-20	74	SETON HALL	73 5439
2-23	82	VILLANOVA	88 - 8707
3-2	53	at St. John's (1/1)	72 - 6545
3-6	77	Seton Hall \$	75 19591
3-7	62	St. John's \$ (2/2)	90 - 19591

2017

2200

* Hawaiian Airlines/Chaminade Invitational
 < Fleet Classic (Providence, RI)
 \$ BIG EAST Tournament
 (Madison Square Garden)
 ***Providence Civic Center

Roster (Pts/Reb): Donnie Brown (9.5/1.7), Brian Waller (9.2/2.8), Ray Knight (8.5/6.0), Keith Lomax (8.2/3.4), Matt Palazzi (7.9/1.6), Harold Starks (7.4/3.2), Steve Wright (4.4/3.4), Ernie Lewis (4.3/1.7), Dick Pennefather (3.7/0.9), Billy Donovan (3.2/0.6), David Kipfer (2.7/2.0), Alan Roth (1.4/0.7), Jacek Duda (1.1/1.6)



RICK PITINO
 Massachusetts '74
 1985-87

Two seasons (42-23/17-15)
 Few stars shone as bright as Rick Pitino's college coaching career. He came to Providence and resurrected a sagging program, bringing it to a 17-14 record and an NIT appearance. His second year saw

the Friars ride a magic carpet to the Final Four after a 25-9 record. Pitino was named National Coach of the Year for his incredible effort. He left Providence to become coach of the New York Knicks. After two seasons with the Knicks, he took over as the head coach at Kentucky where he led the Wildcats to the NCAA Championship in April of 1996. Following the 1996-97 season, he left Kentucky to take over the basketball operations of the Boston Celtics. He is now head coach at the University of Louisville.

1985-86 (17-14/7-9)

Coach: Rick Pitino **H:14-7 A:3-6 N:0-1**
Captains: Dick Pennefather and Harold Starks

Date	PC	OPP	ATTN
11-23	97	ASSUMPTION	47 6152
11-26	64	RICHMOND	70 - 4476
12-2	83	NORTHEASTERN	68 4602
12-4	107	BROWN	80 4416
12-7	78	RHODE ISLAND	71 9710
12-11	94	MAINE	62 4514
12-18	109	HOLY CROSS	78 4617
12-21	93	HOWARD	84 4519
12-23	104	ARKANSAS-LITTLE ROCK	80 4425
12-28	63	at Xavier (OH)	75 - 4281
1-2	90	ST. JOHN'S (OT) (10/8)	95 - 10386
1-4	79	at Georgetown (11/11)	110 - 6869
1-7	72	NOTRE DAME (16/16)	78 - 12150
1-11	77	VILLANOVA (2 OT)	78 - 9710
1-14	70	at Pittsburgh	71 - 6798
1-16	76	at Boston College (OT)	75 4200
1-23	73	at Syracuse (9/11)	95 - 25631
1-25	68	at Villanova	80 - 9035
1-27	54	GEORGETOWN (12/12)	69 - 10561
2-1	92	BOSTON COLLEGE	83 11350
2-3	61	at St. John's (7/7)	85 - 6008
2-12	67	at Seton Hall	66 5118
2-15	75	SYRACUSE (12/13)	76 - 12150
2-19	76	PITTSBURGH	67 5719
2-22	74	at Connecticut	67 11841
2-24	97	SETON HALL	82 6217
2-26	69	CONNECTICUT	66 7216
3-5	63	Villanova \$	75 - 19591
3-12	72	BOSTON UNIVERSITY +	69 9414
3-16	90	GEORGE MASON +	71 7516
3-20	63	LOUISIANA TECH +	64 - 9674

2450

2337

\$ BIG EAST Tournament
 (Madison Square Garden)
 + NIT (Providence Civic Center)

Roster (Pts/Reb): Billy Donovan (15.1/1.6), Dave Kipfer (9.8/4.0), Harold Starks (9.3/3.2), Steve Wright (9.2/7.3), Al Roth (8.0/5.3), Don Brown (8.0/1.7), Ernie Lewis (7.5/3.2), Matt Palazzi (6.5/1.7), Darryl Wright (4.5/1.5), Jacek Duda (2.7/2.9), Dick Pennefather (1.4/0.5), Bryan Benham (0.9/0.4)

1986-87 (25-9/10-6) NCAA FINAL FOUR

Coach: Rick Pitino **H:13-3 A:6-4 N:6-2**
Captains: Billy Donovan, Ernie Lewis, Dave Kipfer, Jacek Duda

Date	PC	OPP	ATTN
11-28	104	AMERICAN <	82 8464
11-29	74	TULSA <	82 - 10511
12-2	90	at Holy Cross	65 2350
12-6	100	RHODE ISLAND	90 11189
12-9	96	at Brown ***	65 5474
12-11	75	SIENA	64 5327
12-20	106	RIDER	64 5729
12-22	93	HOWARD	84 5409
12-27	113	MAINE	87 5510
12-29	97	HOFSTRA	61 5828
1-3	67	at Pittsburgh (17/17)	76 - 6798
1-5	85	SYRACUSE (7/7)	89 - 11149
1-10	96	at Villanova	78 6500
1-14	103	CONNECTICUT	89 10028
1-17	81	BOSTON COLLEGE	71 11481
1-20	92	at Miami	88 3098
1-24	61	at Connecticut	53 10479
1-28	82	GEORGETOWN (11/13)	79 12014
1-31	93	ST. JOHN'S (OT) (15/18)	81 12140
2-3	66	at Boston College	67 - 5566
2-7	81	PITTSBURGH (13/16)	87 - 12140
2-14	79	at St. John's (16/18)	78 6008
2-17	91	SETON HALL	87 12140
2-19	81	at Syracuse (9/9)	90 - 26674
2-25	85	at Seton Hall	72 19160
2-28	79	at Georgetown (8/7)	90 - 17220
3-2	97	VILLANOVA	80 12140
3-5	80	St. John's \$	51 19591
3-6	66	Georgetown \$ (7/7)	84 - 19591

3-12	90	Alabama-Birmingham #	68	11513
3-14	90	Austin Peay # (OT)	87	16666
3-19	103	Alabama ## (9/9)	82	16944
3-21	88	Georgetown ## (4/4)	73	16944
3-28	63	Syracuse ### (10/10)	77	65444

2947

2623

< Fleet Classic (Providence, RI)
*** at Providence Civic Center

\$ BIG EAST Tournament
(Madison Square Garden)

NCAA Tournament (Birmingham, AL)

NCAA Tournament (Louisville, KY)

NCAA Final Four (New Orleans, LA)

Roster (Pts/Reb): Billy Donovan (20.6/3.0), Delray Brooks (14.4/3.9), Ernie Lewis (11.8/4.2), Dave Kipfer (11.7/5.3), Steve Wright (7.9/4.8), James Best (6.3/2.3), Darryl Wright (6.1/2.2), Carlton Screen (5.2/1.1), Marty Conlon (4.4./2.9), Abdul Shamsid-Deen (3.5/2.5), Jacek Duda (3.4/3.4), Bryan Benham (0.6/0.7), David Snedeker (0.3/0.3), Ryan Ford (0/0.1)



GORDON CHIESA
St. Thomas Aquinas College '73
1987-88

One season (11-17/5-11)

Gordie Chiesa coached for five seasons at this alma mater (93-68) before serving as an assistant coach at Dartmouth for two seasons. He moved on to Manhattan College where he turned in a 43-68 record in four seasons during which time he was named MAAC Coach of the Year. Rick Pitino called him to serve as assistant head coach of the Friars for his two seasons in Providence. Chiesa was named the Friars' head coach in August of 1987 when Pitino moved on to the New York Knicks. He left the program after one year and is now serving as an assistant coach with the NBA's Utah Jazz.

1987-88 (11-17/5-11)

Coach: Gordon Chiesa **H:11-6 A:0-9 N:0-2**

Captains: Delray Brooks and Steve Wright

Date	PC	OPP	ATTN
11-27	80	FORDHAM <	76 11856
11-28	84	LOUISIANA TECH <	80 12020
11-30	98	HOLY CROSS	99 - 7901
12-2	62	at Utah	86 - 8782
12-8	104	BROWN	90 7105
12-10	85	BOSTON COLLEGE	82 8049
12-19	70	at Rhode Island ***	92 - 13005
12-22	96	XAVIER	76 8109
12-29	105	AUSTIN PEAY	99 8233
1-2	70	MARIST	59 8619
1-9	72	at Connecticut	79 - 11239
1-13	78	GEORGETOWN (11/11)	74 12696
1-16	72	NEVADA-LAS VEGAS (13/13)	92 - 13100
1-19	80	at Seton Hall	82 - 7408
1-23	48	at Boston College	64 - 7101
1-25	56	at Pittsburgh (6/6)	90 - 6798
1-27	77	MIAMI	83 - 7249
1-30	82	VILLANOVA (OT) (19/19)	76 13041
2-2	71	at Syracuse (12/12)	92 - 28876
2-6	54	SETON HALL	68 - 12183
2-8	85	CONNECTICUT	79 7218
2-13	67	at St. John's	88 - 6008
2-16	86	PITTSBURGH (8/8)	87 - 9055
2-20	68	at Villanova	96 - 6500
2-25	73	SYRACUSE (10/11)	91 - 12151
2-29	63	at Georgetown	73 - 9658
3-5	90	ST. JOHN'S	81 11517
3-12	62	Connecticut \$	75 - 19591

2138

2309

< Fleet Classic (Providence, RI)
*** at Providence Civic Center
\$ BIG EAST Tournament
(Madison Square Garden)

Roster (Pts/Reb): Steve Wright (13.5/6.5), Delray Brooks (13.5/2.9), Marty Conlon (13.2/5.6), Eric Murdock (10.7/3.0), Darryl Wright (10.4/4.1), Quinton Burton (8.7/3.8), Carlton Screen (6.6/1.2), Abdul Shamsid-Deen (4.7/3.2), Matt Palazzi (4.0/0), Chris Watts (3.3/1.3), Cal Foster (1.6/1.9), Bryan Benham (0.8/0.8), Keith Sean Lindsey (0.4/0.5), Ryan Ford (0/0)



RICK BARNES
Lenoir-Rhyne '77
1988-94

Six seasons (108-76/47-55)

Rick Barnes started his PC coaching career by winning 13 straight games, won more than any other PC first year coach and returned the Friars to the NCAA Tournament while picking up Northeastern Coach of the Year honors. He followed that with a trip to the NCAA's in 1990 and the NIT in 1991. In 1993, the Friars were NIT semi-finalists. A year later, in 1994, they were the school's first BIG EAST Tournament Champions. He won more league games (47) than any other Friar coach and was the first in almost 20 years to post three consecutive winning seasons. Barnes was the first Friar coach to win in the Cap Centre, the Carrier Dome and to sweep Georgetown. He played a whopping 29 percent of his games against top 25 teams winning 17 of them. He posted a 32-20 league home record and was 5-5 in the BIG EAST Tournament. He resigned after the 1994 BIG EAST Tournament to take the head coaching job at Clemson University where he coached four seasons. In April of 1998, Barnes accepted the head coaching job at the University of Texas.

1988-89 (18-11/7-9)

Coach: Rick Barnes **H:12-4 A:6-5 N:0-2**

Captains: Bryan Benham

Date	PC	OPP	ATTN
11-25	104	NIAGARA <	66 10005
11-26	93	SOUTH ALABAMA (OT) <	86 10306
11-28	93	BROWN	65 7019
12-3	75	LAFAYETTE	46 7906
12-6	78	YALE	55 7296
12-7	73	at Boston College	52 5608
12-10	76	RHODE ISLAND	70 13027
12-22	79	at Holy Cross	68 4000
12-27	100	MAINE	78 7501
12-29	93	WAGNER	57 7202
1-3	98	ST. JOHN'S	69 11101
1-7	80	at Connecticut	78 16016
1-12	105	CENTRAL CONNECTICUT	56 7203
1-14	67	VILLANOVA	76 - 13149
1-18	77	GEORGETOWN (3/4)	80 - 13203
1-21	96	at Pittsburgh	81 6798
1-24	104	at Miami	91 3037
1-28	96	at Syracuse (14/13)	100 - 32096
2-1	73	at St. John's	87 - 6008
2-4	65	CONNECTICUT	61 13148
2-7	88	PITTSBURGH	78 12004
2-14	67	at Villanova (OT)	76 - 6500
2-18	80	SYRACUSE (6/5)	87 - 13256
2-22	74	at Georgetown (3/3)	76 - 11883
2-25	80	at Seton Hall (15/14)	84 - 14147
3-1	68	SETON HALL (12/12)	80 - 12733
3-4	102	BOSTON COLLEGE	76 13014
3-10	76	Syracuse \$ (5/4)	79 - 19591
3-16	97	Virginia #	100 - 12571

2473

2168

< Fleet Classic (Providence, RI)
\$ BIG EAST Tournament

(Madison Square Garden)

NCAA Tournament (Nashville, Tenn.)

Roster (Pts/Reb): Eric Murdock (16.2/4.7), Marty Conlon (14.3/7.0), Matt Palazzi (13.0/2.3), Carlton Screen (11.5/2.0), Cal Foster (7.7/3.9), Abdul Shamsid-Deen (6.5/3.6), Greg Bent (5.2/2.1), Darryl Wright (5.1/2.3), Chris Watts (2.7/1.4), Marvin Saddler (2.1/1.4), Bryan Benham (1.3/0.7), Quinton Burton (1.3/0.8), Ryan Ford (1.2/0.2)

1989-90 (17-12/8-8)

Coach: Rick Barnes **H:13-4 A:4-4 N:0-4**

Captains: Quinton Burton, Marty Conlon and Carlton Screen

Date	PC	OPP	ATTN
11-24	70	NEW HAMPSHIRE <	49 10611
11-25	81	BOWLING GREEN <	79 10714
11-30	85	MONMOUTH	61 7444
12-2	93	HOLY CROSS	80 10701
12-6	71	Clemson %	72 - 11643
12-9	77	at Rhode Island ***	78 - 10017
12-21	85	BOSTON COLLEGE	66 8837
12-23	78	UTAH	67 8146
12-27	105	BROOKLYN	64 8518
12-30	77	NO. CAROLINA-ASHEVILLE	63 7830
1-6	91	at Georgetown (3/3)	93 - 15452
1-9	78	SETON HALL	70 11930
1-13	74	VILLANOVA	102 - 13106
1-15	89	at Seton Hall	63 11869
1-20	87	at Syracuse (5/5)	86 32401
1-24	75	ST. JOHN'S (15/17)	83 - 13106
1-27	74	at Boston College	62 8674
1-30	88	at Villanova (OT)	96 - 6500
2-3	77	CONNECTICUT (13/14)	92 - 13106
2-10	102	at Pittsburgh	117 - 6798
2-13	94	GEORGETOWN (3/2)	90 13106
2-17	77	at St. John's (24/-)	74 6008
2-19	72	at Connecticut (OT) (10/13)	75 - 8302
2-21	101	MIAMI	67 10002
2-25	89	SYRACUSE (11/9)	93 - 13106
2-28	97	MISSISSIPPI VALLEY STATE	64 9059
3-3	85	PITTSBURGH	74 13106
3-9	77	Georgetown \$ (5/6)	78 - 18212
3-15	83	Ohio State # (OT)	84 - 11733

2432

2242

< Fleet Classic (Providence, RI)

% ACC-BIG EAST Challenge

***Providence Civic Center

\$ BIG EAST Tournament

(Madison Square Garden)

NCAA Tournament (Salt Lake City, Utah)

Roster (Pts/Reb): Eric Murdock (15.4/4.1), Carlton Screen (15.1/2.2), Marty Conlon (14.7/7.6), Quinton Burton (11.1/5.4), Abdul Shamsid-Deen (8.4/7.3), Marques Bragg (5.7/4.0), Chris Watts (5.4/1.5), Greg Bent (4.4/1.5), Tony Turner (2.6/1.4), Marvin Saddler (2.3/2.0), Trent Forbes (1.6/0.6)

1990-91 (19-13/7-9)

Coach: Rick Barnes **H:17-3 A:1-9 N:1-1**

Captains: Eric Murdock, Chris Watts and Marques Bragg

Date	PC	OPP	ATTN
11-23	112	MORGAN STATE <	74 8842
11-24	98	LAFAYETTE <	63 9743
11-28	116	BROWN	69 7319
12-1	103	NEW HAMPSHIRE	70 8113
12-5	88	NORTHEASTERN	73 7716
12-8	78	RHODE ISLAND	76 13106
12-11	78	at Boston College	80 - 6400
12-21	79	MANHATTAN	77 7778
12-23	87	at Arizona (4/4)	99 - 13824
12-29	102	LIBERTY	78 13106
12-31	109	CHARLESTON SOUTHERN	70 7114
1-2	92	at Seton Hall	97 - 12578
1-5	84	at Holy Cross	85 - 4000
1-8	72	GEORGETOWN (15/13)	69 13201
1-12	82	at Pittsburgh (17/16)	101 - 6798
1-15	79	at St. John's (OT) (10/10)	85 - 6008
1-19	108	at Connecticut (13/12)	102 16294
1-23	79	PITTSBURGH (17/16)	92 - 12592
1-26	92	SYRACUSE (6/7)	82 13287
1-29	65	SETON HALL (25/-)	62 12893
2-6	65	at Georgetown (20/19)	79 - 9103
2-9	75	ST. JOHN'S (8/7)	64 13307
2-12	83	at Syracuse (7/7)	101 - 28596
2-16	55	at Villanova	64 - 6500
2-19	66	CONNECTICUT (OT)	70 - 13106
2-23	64	BOSTON COLLEGE	63 13106
3-2	86	VILLANOVA	75 13106
3-8	72	St. John's \$ (20/17)	64 19081
3-9	55	Georgetown \$	71 - 19081
3-13	98	JAMES MADISON + (20T)	93 6829
3-18	85	WEST VIRGINIA +	79 8670
3-20	74	OKLAHOMA +	83 - 7574

2681

2510

< Fleet Classic (Providence, RI)

\$ BIG EAST Tournament

(Madison Square Garden)

+ NIT (Providence Civic Center)



Roster (Pts/Reb): Eric Murdock (25.6/5.3), Marques Bragg (12.2/8.8), Dickey Simpkins (7.8/6.6), Marvin Saddler (7.7/5.3), Ken McDonald (6.9/1.6), Chris Watts (6.3/1.5), Corey Floyd (5.5/1.6), Trent Forbes (5.1/1.5), Tony Turner (3.8/1.9), Fred Campbell (3.5/4.0), Troy Brown (3.0/2.7), Franklin Western (2.4/1.2), Duffy McNulty (0.7/0.5), Michael Shannon (0.7/0.0), Tom Hall (0.3/0.5)

1991-92 (14-17/6-12)

Coach: Rick Barnes **H:10-6 A:2-7 N:2-4**
Captains: Marques Bragg, Corey Floyd and Marvin Saddler

Date	PC	OPP	ATTN
11-22	92 NEW HAMPSHIRE	73	8907
11-25	108 at Chaminade * (OT)	111	- 2500
11-26	82 Minnesota *	89	- 2500
11-27	87 Lamar *	76	2500
12-1	69 BROWN (OT)	71	- 7621
12-4	66 Maryland %	76	- 15176
12-7	80 HOLY CROSS	73	9771
12-10	77 at Rhode Island ***	74	12285
12-21	74 VERMONT	67	8333
12-23	81 DARTMOUTH	54	7888
12-28	91 ALABAMA STATE	74	8738
12-30	75 CENTRAL CONNECTICUT	63	7874
1-4	66 at Syracuse (23/-)	79	- 27495
1-6	63 GEORGETOWN (22/-)	70	- 13106
1-11	72 at Pittsburgh	83	- 6798
1-14	75 at Boston College	77	- 8523
1-18	75 at St. John's (17/17)	85	- 6008
1-22	86 CONNECTICUT (OT) (7/5)	97	- 13106
1-25	63 VILLANOVA	55	13106
1-28	87 SYRACUSE (12/12)	73	13106
2-1	81 PITTSBURGH	85	- 13106
2-4	65 SETON HALL	68	- 12231
2-8	86 at Georgetown	63	12109
2-12	73 at Miami	51	2543
2-15	77 at Seton Hall (25/-)	85	- 14880
2-18	74 BOSTON COLLEGE	61	11216
2-22	73 at Connecticut (21/18)	94	- 8241
2-24	68 ST. JOHN'S (OT) (20/22)	72	- 11267
3-3	65 at Villanova	75	- 6500
3-7	62 MIAMI	57	13100
3-12	68 Boston College \$	78	- 18806

2361 **2309**
 * Maui Invitational (Lahaina Civic Center, Hawaii)
 % ACC-BIG EAST Challenge (Meadowlands)
 *** Providence Civic Center
 \$ BIG EAST Tournament (Madison Square Garden)

Roster (Pts/Reb): Marques Bragg (11.3/8.3), Michael Smith (10.7/10.3), Rob Phelps (10.6/2.6), Dickey Simpkins (9.0/5.8), Trent Forbes (8.8/2.1), Corey Floyd (6.6/1.4), Ira Bowman (4.5/0.8), Ken McDonald (4.4/1.4), Marvin Saddler (4.3/3.4), Troy Brown (3.9/2.3), Tony Turner (3.2/2.1), Matt Alosa (2.9/1.0), Tom Hall (1.5/0.5), Fred Campbell (0.8/1.8), Duffy McNulty (0.0/0.3)

1992-93 (20-13/9-9)

Coach: Rick Barnes **H:15-4 A:3-6 N:2-3**
Captains: Trent Forbes and Tony Turner

Date	PC	OPP	ATTN
12-1	87 BROWN	57	7267
12-3	78 ROBERT MORRIS	49	8365
12-5	56 NEW HAMPSHIRE	27	8261
12-8	79 RHODE ISLAND (OT)	81	- 13106
12-11	71 NOTRE DAME <	52	13106
12-22	81 ARIZONA (14/12)	66	13106
12-28	92 BOSTON UNIVERSITY	61	12282
1-2	85 at Pittsburgh	91	- 6517
1-5	76 at St. John's	86	- 6008
1-9	79 SETON HALL (7/7)	91	- 13106
1-12	73 BOSTON COLLEGE (22/-)	65	11732
1-16	57 SYRACUSE (24/-)	69	- 13106
1-19	66 at Miami	75	- 2703
1-23	61 at Connecticut (17/15)	68	- 8241
1-25	77 VILLANOVA	66	11283
1-30	78 DARTMOUTH	58	11041
2-2	71 at Seton Hall (14/14)	90	- 13595
2-6	66 at Georgetown (23/25)	58	13243
2-9	64 ST. JOHN'S	73	- 10988
2-13	68 GEORGETOWN	50	13106
2-16	75 MIAMI	60	9579
2-20	74 at Villanova	59	6500
2-22	53 PITTSBURGH (25/21)	48	9743
2-27	67 at Syracuse	68	- 29075
3-2	74 CONNECTICUT	71	13106
3-6	58 at Boston College	57	8606
3-12	73 Connecticut \$	55	19522
3-13	60 Seton Hall (9/10) \$	69	- 19522
3-18	73 JAMES MADISON +	61	5590

3-21	68 WEST VIRGINIA +	67	5611
3-24	75 at Boston College ++	58	6313
3-29	70 Minnesota +++	76	- 8497
3-31	52 Alabama-Birmingham +++	55	- 11071

2337 **2137**
 < Fleet Classic (Providence, RI)
 \$ BIG EAST Tournament (Madison Square Garden)
 + NIT (Providence Civic Center) ++ NIT (Conte Forum)
 +++ NIT (Madison Square Garden)

Roster (Pts/Reb): Michael Smith (11.8/11.4), Tony Turner (10.8/3.9), Dickey Simpkins (10.6/6.5), Franklin Western (8.4/2.5), Michael Brown (7.3/2.2), Matt Alosa (7.2/2.3), Rob Phelps (6.8/1.9), Trent Forbes (5.3/1.2), Troy Brown (4.5/3.8), Ira Bowman (3.1/1.5), Maciej Zielinski (2.7/1.4), Abdul Abdullah (2.2/1.7), Duffy McNulty (0.1/0.2)


1993-94 (20-10/10-8)

Coach: Rick Barnes **H:13-1 A:3-8 N:4-1**
Captains: Rob Phelps, Dickey Simpkins, and Michael Smith

Date	PC	OPP	ATTN
11-26	102 at Oklahoma State (OT) (10/-)113	-	9453
11-29	98 BROWN	57	8013
12-1	92 NEW HAMPSHIRE	60	7684
12-4	82 at Pittsburgh	94	- 6273
12-7	66 at Villanova	65	6500
12-11	108 ST. FRANCIS	48	9041
12-21	74 PRINCETON	65	11481
12-31	88 SOUTH CAROLINA	69	9747
1-5	85 SETON HALL	61	11214
1-8	81 MIAMI	59	10976
1-11	86 at Rhode Island ***	72	13031
1-15	70 at Georgetown	77	- 7593
1-19	78 CONNECTICUT (10/12)	79	- 13106
1-22	54 at Boston College (/23)	58	- 8706
1-25	96 SYRACUSE (14/14)	82	13106
1-29	82 at Notre Dame	75	9369
1-31	63 at Seton Hall (OT)	64	- 12042
2-5	69 at St. John's	73	- 6008
2-8	78 PITTSBURGH	75	8902
2-15	74 at Syracuse (14/13)	79	- 23637
2-19	73 at Connecticut (3/3)	81	- 8241
2-21	75 ST. JOHN'S	67	11137
2-26	88 at Miami	60	2025
3-2	77 VILLANOVA	67	10885
3-5	77 BOSTON COLLEGE (23/23)	69	13106
3-7	73 GEORGETOWN (OT)	67	13106
3-11	77 Villanova \$	66	19544
3-12	69 Connecticut \$ (2/2)	67	19544
3-13	74 Georgetown \$	64	19544
3-17	70 Alabama #	76	- 21000

2379 **2099**
 \$ BIG EAST Tournament (Madison Square Garden)
 *** Providence Civic Center
 # NCAA Tournament (Lexington, KY)

Roster (Pts/Reb): Eric Williams (15.7/5.0), Michael Smith (12.9/11.5), Franklin Western (12.8/7.4), Dickey Simpkins (11.8/6.3), Michael Brown (10.6/2.8), Rob Phelps (7.6/1.8), Austin Croshere (4.6/2.2), Abdul Abdullah (3.5/1.9), Maciej Zielinski (3.0/1.2), Jason Murdock (2.7/0.4), Tom Hall (1.6/1.4), Duffy McNulty (1.1/0.5)



The 1993-94 team won the BIG EAST Tournament Championship and earned an automatic bid to the NCAA Tournament.



PETE GILLEN
Fairfield '68
1994-98

Four seasons (72-53/33-39)

Pete Gillen spent four seasons as the head coach at Providence College where his teams racked up a 72-53 overall record with two trips to the NIT and a run to the NCAA's Elite Eight during the 1996-97 season. That Friar team came within 3.9 seconds of going to the Final Four, as PC lost to eventual champion, Arizona, 96-92, in overtime. After ten seasons without an NCAA Tournament victory, PC reeled off three against Marquette, Duke and Tennessee-Chattanooga before falling to Arizona. The 24-12 mark was PC's best since 1986-87. In Gillen's final season with the Friars, PC turned in a 13-16 record and was 7-11 in BIG EAST play. On March 27, 1998, less than four full years after taking the Providence position, Gillen accepted the University of Virginia coaching job. Gillen came to the Friars on March 30, 1994 after nine seasons at Xavier where his teams compiled a 202-75 record (.729) and won six Midwestern Collegiate Conference titles.

1994-95 (17-13/7-11)

Coach: Pete Gillen **H:13-5 A:3-7 N:1-1**
Captains: Michael Brown, Franklin Western and Eric Williams

Date	PC	OPP	ATTN
11-26	72 RIDER	59	8641
11-29	78 BOSTON UNIVERSITY	53	8976
12-1	68 BROWN	61	7722
12-3	80 RHODE ISLAND	77	13106
12-7	74 at Georgetown (18/18)	76	- 8657
12-10	94 NIAGARA	74	7722
12-21	85 BRYANT COLLEGE	60	7752
12-28	93 OKLAHOMA STATE	78	12284
12-31	79 at South Carolina	71	4531
1-5	74 ST. JOHN'S	89	- 12113
1-7	85 PITTSBURGH	81	10795
1-10	71 BOSTON COLLEGE	69	12102
1-14	62 at Connecticut (2/3)	70	- 8241
1-18	75 MIAMI	81	- 10742
1-21	59 SYRACUSE (6/6)	60	- 13106
1-25	70 at Boston College	43	8606
1-28	67 at Villanova (22/25)	88	- 6500
2-1	80 SETON HALL	77	11021
2-8	76 at Syracuse (10/9)	100	- 22733
2-11	63 at Miami	69	- 2689
2-13	77 at Seton Hall	53	9204
2-18	74 GEORGETOWN (-/22)	77	- 13106
2-22	72 at St. John's (MSG)	79	- 11387
2-25	48 at Pittsburgh	56	- 6598
2-27	72 CONNECTICUT (4/5)	70	13106
3-4	71 VILLANOVA (11/12)	70	13106
3-10	71 Syracuse \$ (OT) (21/20)	69	19544
3-11	75 Villanova \$ (13/14)	90	- 19544
3-16	72 COLLEGE OF CHARLESTON +	69	6112
3-20	78 VIRGINIA TECH +	69	- 6172

2215 **2158**
 \$ BIG EAST Tournament (Madison Square Garden)
 + NIT (Providence Civic Center)

Roster (Pts/Reb): Eric Williams (17.7/6.7), Troy Brown (12.0/7.9), Austin Croshere (10.2/4.9), Franklin Western (9.9/3.9), Michael Brown (8.3/3.1), Jason Murdock (7.4/2.7), Borja Larragan (3.7/1.1), Piotr Szybicki (2.4/1.8), Maciej Zielinski (2.4/1.1), Jason Evans (1.3/0.9), Adam Benton (1.0/0.7), Tony Thomas (0.4/0.3), Mark Adams (0.0/0.0), Steve Donohue (0/0), Ben D'Alessandro (0/0.3)

THROUGH THE YEARS - 1196-763 (.611)

1995-96 (18-12/9-9 in BE 7)

Coach: Pete Gillen H:11-5 A:4-6 N:3-1

Captains: Michael Brown and Austin Croshere

Date	PC	OPP	ATTN
11-25	92 NEW HAMPSHIRE	78	10236
11-28	100 BROWN	67	8776
12-3	78 SYRACUSE	82	12596
12-6	72 at Seton Hall	79	8524
12-9	83 at Rhode Island ***	76	12543
12-11	58 WISCONSIN	57	8222
12-21	83 at Texas	92	11300
12-23	80 BOSTON UNIVERSITY	74	8192
12-28	83 COLGATE	77	8349
1-2	77 SETON HALL	82	8422
1-6	82 at St. John's	78	6008
1-8	91 CANISIUS	63	8096
1-10	75 at Syracuse (14/14)	77	20465
1-13	74 CONNECTICUT (6/6)	83	13106
1-20	95 WEST VIRGINIA	78	11296
1-24	65 at Villanova (7/7)	69	6500
1-28	85 at Pittsburgh	70	5686
2-1	76 at Boston College (21/23)	75	8606
2-3	79 RUTGERS	68	9623
2-6	77 at Connecticut (4/4)	99	8241
2-10	80 PITTSBURGH	71	13106
2-14	77 MIAMI	54	9216
2-17	68 BOSTON COLLEGE (OT) (21/21)	70	13106
2-21	73 at Notre Dame	72	11160
2-27	84 GEORGETOWN (8/9)	77	13106
3-2	59 at Miami	66	4218
3-6	80 St. John's \$	72	19544
3-7	68 Villanova \$ (9/12)	78	19544
3-15	91 Fairfield +	79	6368
3-19	62 ST. JOSEPH'S ++	82	13106
2347		2245	

\$ BIG EAST Tournament (Madison Square Garden)
 ***Providence Civic Center
 + NIT (New Haven Coliseum)
 ++ NIT (Providence Civic Center)

Roster (Pts/Reb): Austin Croshere (15.3/5.8), Derrick Brown (14.8/6.8), Michael Brown (11.8/3.5), God Shammgod (9.6/1.7), Jamel Thomas (9.3/4.6), Ruben Garces (7.1/7.5), Jason Murdock (4.3/1.9), Piotr Szyblski (3.3/2.2), Borja Larragan (3.0/1.0), Llewellyn Cole (1.5/1.0), Justin Acker (0.8/0.2), Rick Cordella (0.4/0.2), Ernest McNair (0.0/0.5), Dennis Cleary (0/0), Mark Adams (0.5/0.3)

1996-97 (24-12/10-8 in BE 7) NCAA ELITE EIGHT

Coach: Pete Gillen H:12-3 A:5-6 N:7-3

Captains: Derrick Brown, Austin Croshere, and Jason Murdock

Date	PC	OPP	ATTN
11-22	98 at Alaska-Fairbanks %	73	4920
11-23	75 Middle Tennessee %	77	3412
11-24	82 Southern Illinois %	58	3000
11-27	100 LONG ISLAND	88	8773
11-30	74 COLUMBIA	61	8979
12-4	64 at Villanova (5/8)	75	6522
12-7	82 NOTRE DAME	59	11758
12-10	79 RHODE ISLAND	96	12993
12-21	58 BROWN	44	8323
12-23	59 at Wisconsin	57	11500
12-28	83 at Loyola Marymount	76	1123
12-31	74 TEXAS (18/17)	66	10756
1-2	77 ST. JOHN'S	67	10914
1-6	91 VILLANOVA (8/10)	68	12993
1-11	66 at Seton Hall	73	7885
1-15	69 at Miami	71	3286
1-19	74 WEST VIRGINIA	61	10714
1-25	72 at St. John's (MSG)	59	9670
1-27	80 CANISIUS	53	8754
1-29	62 at Connecticut	47	10027
2-1	83 BOSTON COLLEGE (-/25)	71	12993
2-5	73 RUTGERS	67	10296
2-8	78 at West Virginia (OT)	90	10313
2-12	69 at Georgetown	75	9141
2-15	84 PITTSBURGH	70	11215
2-18	79 at Rutgers	74	4744
2-22	74 at Notre Dame (OT)	86	11418
2-24	82 SYRACUSE (OT)	91	12993
3-2	56 GEORGETOWN	67	12993
3-5	77 Rutgers \$	56	18272
3-6	76 West Virginia \$	69	18347
3-7	63 Villanova \$ (21/17)	73	18944
3-14	81 Marquette #	59	14480
3-16	98 Duke # (8/8)	87	14864
3-21	71 Tennessee-Chattanooga ##	65	17647
3-23	92 Arizona (OT) (15/13) ##	96	13721
2755		2525	

% Top of the World Classic (Fairbanks, Alaska)
 \$ BIG EAST Tournament (Madison Square Garden)

NCAA Tournament (Charlotte, N.C.)
 ##NCAA Tournament (Birmingham, Ala.)

Roster (Pts/Reb): Austin Croshere (17.9/7.5), Derrick Brown (17.4/6.3), Jamel Thomas (14.0/5.1), God Shammgod (10.8/2.3), Ruben Garces (9.5/7.8), Jason Murdock (3.7/2.2), Corey Wright (3.3/1.9), Ndongo N'Diaye (0.7/1.9), Kofi Pointer (0.6/0.4), Abdul Brown (0.9/1.6), Mark Adams (0.3/0.0), Rick Cordella (0.1/0.2), Dennis Cleary (0.1/0.1)



The 1996-97 team advanced to the NCAA Elite Eight with a 24-12 record.

1997-98 (13-16/7-11 in BE 7)

Coach: Pete Gillen H:8-6 A:4-7 N:1-3

Captains: Kendrick Moore, Jamel Thomas and Corey Wright

Date	PC	OPP	ATTN
11-19	67 VERMONT	63	8118
11-25	67 BROWN	33	8704
11-30	62 BOSTON COLLEGE	78	9704
12-2	58 Utah * (11/10)	64	19161
12-9	58 at Rhode Island **	69	12681
12-20	71 at Canisius	69	4793
12-23	89 LOYOLA MARYMOUNT	74	8773
12-29	79 at Purdue (7/7)	81	14123
12-31	72 CLEVELAND ST.	60	9221
1-3	56 at Georgetown	58	11658
1-5	62 IONA COLLEGE	68	8615
1-7	59 SYRACUSE (18/19)	77	10207
1-10	87 PITTSBURGH	77	11098
1-13	76 at Syracuse (15/15)	64	19058
1-17	56 ST. JOHN'S	63	11202
1-20	58 at Boston College	54	6851
1-24	63 at West Virginia (23/21)	81	12073
1-27	56 CONNECTICUT (9/8)	83	12978
1-31	56 SETON HALL	68	12993
2-4	54 at Miami	64	3222
2-8	55 at Rutgers	75	7713
2-11	74 at Seton Hall	73	6813
2-14	58 VILLANOVA	52	10816
2-18	59 MIAMI	57	9345
2-21	72 at Pittsburgh	73	6057
2-23	68 at Connecticut + (6/6)	77	16129
2-28	77 NOTRE DAME	62	10944
3-4	72 Notre Dame \$	55	14844
3-5	55 Connecticut \$ (6/6)	64	15377
1896		1916	

\$ BIG EAST Tournament (Madison Square Garden)
 * DirectTV Great Eight, United Center-Chicago, Ill.
 **Providence Civic Center
 + Hartford Civic Center

Roster (Pts/Reb): Jamel Thomas (18.5/6.9), Justin Farley (9.5/2.8), Kendrick Moore (9.2/3.3), Erron Maxey (7.3/4.3), Llewellyn Cole (6.9/4.3), Ben Perkins (6.5/3.2), John Linehan (5.6/2.1), Corey Wright (2.4/1.8), T. J. McKenzie (1.6/1.4), Ndongo N'Diaye (1.6/1.2), Richard Cordella (0.7/0.3), Mark Adams (0.5/0.2), Dennis Cleary (0.3/0.0), Peter Farrell-Marcellino (0/0)

The AP writers poll began in 1948-49 and the first number in parenthesis after the opponents name indicates that opponents AP ranking entering the game. The UPI coaches poll began in 1950-51 and the second number in parenthesis after the opponents name indicates the opponents UPI ranking entering the game. The CNN/USA Today coaches poll began in 1991-92 and the second number becomes the USA Today poll ranking entering the game starting that year.



TIM WELSH
 Potsdam State University '84
 1998-

Six seasons (101-82/49-49)
 Tim Welsh was named the 13th head basketball coach at Providence College on April 2, 1998. It didn't take him long to get PC fans excited as his up-tempo, full-court pressure style of play brought excitement back to the Providence Civic Center. The Friars were 16-14 overall and 9-9 in league play and returned to the post-season with a trip to the NIT. Along the way, the Friars knocked off four top-25 ranked opponents during the season and set a school record with five BIG EAST road wins. The popular head coach came to Providence after three highly successful seasons at Iona College where his teams were 70-22 with three Metro Atlantic Athletic Conference regular season titles and one tournament championship to their credit.

1998-99 (16-14/9-9)

Coach: Tim Welsh H:10-5 A:6-5 N:0-4

Captains: Justin Farley, Kendrick Moore, Jamel Thomas and Corey Wright

Date	PC	OPP	ATTN
11-9	66 Vanderbilt *	72	5201
11-10	77 Texas Christian Univ. * (25/24)	79	5420
11-14	87 RHODE ISLAND (23/25)	63	12993
11-21	88 TEXAS-PAN AMERICAN	78	7488
11-24	80 NO. CAROLINA STATE	69	8911
11-28	87 at Cleveland State	81	5103
11-30	79 MAINE	72	7383
12-5	81 BROWN	60	7617
12-8	80 NOTRE DAME	83	8531
12-11	67 at Rutgers	72	7849
12-27	87 PURDUE (9/8)	82	11288
12-30	83 at Pittsburgh (23/23)	68	6798
1-2	65 SETON HALL	49	9401
1-5	90 WEST VIRGINIA (OT)	87	9788
1-9	70 at Georgetown	75	9502
1-12	67 at Syracuse (18/18)	58	17218
1-17	89 at Boston College	77	5038
1-20	57 ST. JOHN'S (8/9)	84	12098
1-23	79 at Arkansas (22/21)	118	20186
1-26	85 VILLANOVA	72	9270
1-30	62 at Notre Dame	81	9913
2-3	77 at West Virginia	68	3898
2-7	75 RUTGERS	86	12174
2-13	65 MIAMI (16/21)	69	10427
2-15	70 at St. John's (10/8)	104	6008
2-20	90 at Villanova (OT)	84	6500
2-22	65 CONNECTICUT (4/4)	72	12993
2-27	64 GEORGETOWN	62	9660
3-3	66 Georgetown \$	68	15498
3-10	86 No. Carolina State +	92	12400
2284		2285	

\$ BIG EAST Tournament (Madison Square Garden)
 * CoSIDA Classic, Providence Civic Center-Providence, RI
 + NIT (Raleigh, NC-Reynolds Coliseum)

Roster (Pts/Reb): Jamel Thomas (22.0/7.2), Sean Connolly (11.0/3.2), Erron Maxey (9.9/5.9), Justin Farley (8.6/4.0), Kendrick Moore (7.5/2.3), Jamaal Camah (4.6/2.0), John Linehan (4.4/2.3), Corey Wright (4.3/1.9), Llewellyn Cole (4.0/2.3), Leon Brisport (2.7/2.3), Ben Perkins (0.7/0.6), Peter Farrell-Marcellino (0/0.7), Ryan McAuliffe (0/0), Kareem Hayletts (0/0)

THROUGH THE YEARS - 1196-763 (.611)



1999-00 (11-19/4-12)

Coach: **Tim Welsh** H:7-9 A:2-7 N:2-3

Captains: **Erron Maxey, John Linehan**

Date	PC	OPP	ATTN
11-20	43 HOLY CROSS	54	7335
11-22	73 BROWN	63	6746
11-25	58 Michigan State * (3/2)	82	1000
11-26	64 Virginia *	80	101
11-27	120 American-Puerto Rico *	60	188
11-30	85 BOSTON UNIVERSITY	70	6391
12-4	60 at North Carolina State	64	18411
12-7	62 at Rhode Island **	49	8906
12-21	50 CENTRAL CONNECTICUT	54	6565
12-23	87 ARKANSAS	81	8617
12-27	79 LONG ISLAND UNIVERSITY	63	7234
12-30	61 MASSACHUSETTS (OT)	60	9796
1-2	67 FORDHAM	71	6770
1-5	55 GEORGETOWN	48	9156
1-8	62 at Boston College	67	5486
1-12	61 at Rutgers	71	6049
1-20	57 VILLANOVA	66	9116
1-23	69 WEST VIRGINIA	82	8271
1-27	50 at Connecticut # (6/6)	64	16294
1-30	60 at West Virginia (OT)	70	3020
2-1	67 at Seton Hall	82	8381
2-5	58 SYRACUSE (4/4)	74	12993
2-8	46 ST. JOHN'S	61	7132
2-12	60 RUTGERS	69	8634
2-16	47 at Miami	45	2578
2-23	89 at Notre Dame	79	9719
2-26	45 BOSTON COLLEGE	40	8938
3-1	72 at Villanova	77	6500
3-5	53 PITTSBURGH	57	8355
3-8	65 Seton Hall \$	85	17729

1925

1988

\$ BIG EAST Tournament (Madison Square Garden)

* Puerto Rico Shootout (Bayamon, Puerto Rico)

** Providence Civic Center # Hartford Civic Center

Roster (Pts/Reb): Erron Maxey (14.8/8.0), Karim Shabazz (10.4/8.2), Donta Wade (8.2/2.4), Abdul Mills (7.7/2.5), Romuald Augustin (6.6/3.3), David Murray (6.3/3.5), Jamaal Camah (6.0/3.9), John Linehan (5.2/3.0), Marcus Jefferson (3.5/2.6), Chris Rogers (3.0/2.1), Mark Jarrell-Wright (2.6/1.2), Llewellyn Cole (0.6/0.9), Brian Schnurr (0.0/1.0), Kareem Hayletts (0.0/0.0)

2000-01 (21-10/11-5)

Coach: **Tim Welsh** H:13-3 A:8-3 N:0-4

Captains: **Erron Maxey, John Linehan**

Date	PC	OPP	ATTN
11-18	63 HOLY CROSS	57	6536
11-21	71 MAINE	80	6432
11-24	60 Missouri-Kansas City *	53	5134
11-25	51 Creighton *	63	5206
11-26	69 Auburn *	80	5226
11-29	74 FLORIDA INTERNATIONAL	55	6625
12-2	95 RHODE ISLAND	72	11272
12-7	85 at Massachusetts	70	4718
12-11	93 at George Washington	80	3194
12-23	110 BROWN	59	6821
12-28	73 BOSTON UNIVERSITY	48	6881
12-30	60 SOUTH CAROLINA	55	7120
1-3	80 at Seton Hall (11/11)	87	9387
1-9	76 at Villanova	67	6500
1-13	81 CONNECTICUT (13/12)	68	12,049
1-16	64 MIAMI	78	9075
1-20	75 at Virginia Tech	60	5261
1-23	77 PITTSBURGH	61	8177
1-28	80 at Miami	70	2154
1-31	84 VILLANOVA	64	11056
2-3	75 ST. JOHN'S	63	12993
2-6	68 at Connecticut #	83	16294
2-10	103 GEORGETOWN (15/12)	79	12993
2-14	64 at St. John's	53	6008
2-17	73 at Boston College (9/11)	81	8606
2-20	96 VIRGINIA TECH	56	10912
2-22	119 BINGHAMTON	58	8742
2-24	58 BOSTON COLLEGE (10/9)	59	12993
3-3	69 at Rutgers	66	6690
3-8	54 Syracuse \$ (17/14)	55	19528
3-16	59 Penn State &	69	12107

2359

2049

\$ BIG EAST Tournament (Madison Square Garden)

* Energia Systems Thanksgiving Tournament (Kansas City, MO)

Hartford Civic Center & NCAA Tournament (New Orleans, LA)

Roster (Pts/Reb): Erron Maxey (11.4/6.4), Abdul Mills (10.9/3.0), John Linehan (10.7/2.4), Romuald Augustin (9.2/2.7), Maris Laksa (9.0/3.2), Karim Shabazz (8.9/7.4), Christopher Anrin (5.8/1.7), Marcus Douthit (5.4/4.0), Sheiku Kabba (4.6/1.5), Chris Rogers (2.5/1.6), Kareem Hayletts (1.1/0.3), Brian Schnurr (1.0/0.0), Stephen Traugott (1.0/0.3)

2001-02 (15-16/6-10)

Coach: **Tim Welsh** H:11-5 A:2-9 N:2-2

Captains: **John Linehan**

Date	PC	OPP	ATTN
11-16	79 SIENA *	54	6786
11-19	65 Oklahoma State * (16/16)	83	557
11-20	93 Austin Peay *	84	580
11-21	69 Texas-El Paso *	60	560
11-24	68 COLUMBIA	54	6743
11-28	60 BROWN	67	7043
12-1	71 at Rhode Island **	59	6095
12-3	48 at South Carolina	67	6475
12-8	77 GEORGE WASHINGTON	83	6260
12-19	85 SACRED HEART	76	5122
12-22	68 BOSTON UNIVERSITY	62	6243
12-27	91 MORGAN STATE	47	5034
12-30	94 CENTRAL CONNECTICUT	63	6130
1-2	57 at Villanova	76	6500
1-5	66 SYRACUSE (16/10)	73	11343
1-7	48 at Texas	68	9021
1-12	78 ST. JOHN'S	57	8134
1-16	62 CONNECTICUT	69	12143
1-19	96 at Miami (OT) (24/20)	102	5403
1-22	70 RUTGERS	55	7212
1-26	75 at St. John's (OT) #	70	9863
1-30	81 at West Virginia	89	4573
2-2	64 BOSTON COLLEGE	61	12993
2-5	56 at Connecticut %	67	16294
2-9	77 VIRGINIA TECH	69	11143
2-13	79 at Boston College	89	6396
2-19	72 VILLANOVA	64	8728
2-23	64 at Virginia Tech	69	4447
2-26	65 MIAMI (18/18)	81	8943
3-2	68 at Notre Dame	76	11418
3-6	67 Georgetown \$	68	17741

2213

2162

\$ BIG EAST Tournament (Madison Square Garden)

* Las Vegas Tourney (Las Vegas, NV)

% Hartford Civic Center ** Providence Civic Center

Madison Square Garden

Roster (Pts/Reb): Abdul Mills (14.5/3.3), Ryan Gomes (13.8/7.8), John Linehan (12.5/3.8), Maris Laksa (9.6/5.1), Christopher Anrin (6.1/1.5), Rob Sanders (5.7/4.0), Sheiku Kabba (5.6/1.8), Marcus Douthit (5.2/4.2), Garnett Thompson (4.6/3.9), Romuald Augustin (4.4/2.2), Leland Anderson (3.6/2.1), Tuukka Kotti (1.8/1.3), Donell Allick (1.5/0.9), Kareem Hayletts (0.6/0.4), Brian Schnurr (0/0), Stephen Traugott (0/0.5)

2002-03 (18-14/8-8)

Coach: **Tim Welsh** H:13-5 A:4-8 N:1-1

Captains: **Abdul Mills, Romuald Augustin**

Date	PC	OPP	ATTN
11-23	83 BROWN	64	8525
11-26	64 at South Florida	68	3875
11-30	91 OHIO UNIVERSITY	68	6643
12-4	71 VERMONT	60	5920
12-7	71 RHODE ISLAND	73	9694
12-19	84 RICHMOND	55	6934
12-21	61 at Alabama (2/4)	69	10394
12-28	80 NORTHEASTERN	61	7143
12-30	74 PENNSYLVANIA (OT)	71	8057
1-2	93 at Boston College	80	6041
1-4	81 at Siena	89	8875
1-8	75 ST. JOHN'S	71	8367
1-11	67 at Villanova	81	6500
1-15	67 LOUISIANA-LAFAYETTE	58	7368
1-18	79 at Virginia Tech	92	4613
1-21	65 NOTRE DAME (16/12)	71	11843
1-29	57 at Miami	60	4002
2-1	89 VIRGINIA TECH	58	11460
2-4	61 at Pittsburgh (4/4)	68	10307
2-8	68 CONNECTICUT (18/17)	84	12993
2-12	69 BOSTON COLLEGE	80	10502
2-15	69 at St. John's	59	6008
2-18	73 MIAMI	63	6843
2-22	70 VILLANOVA	60	11134
2-25	56 at Georgetown	71	6716
3-5	76 at Connecticut	70	10167
3-8	64 SETON HALL (OT)	61	11387
3-12	73 West Virginia \$	50	19610
3-13	59 Pittsburgh \$	67	19528
3-19	67 at Richmond +	49	3240
3-22	69 College of Charleston ++	64	5829
3-24	58 Georgetown ++	67	7343

2284

2162

\$ BIG EAST Tournament (Madison Square Garden)

+ NIT (Robins Center) ++ NIT (Dunkin' Donuts Center)

Roster (Pts/Reb): Ryan Gomes (18.4/9.7), Sheiku Kabba (10.0/2.7), Donnie McGrath (9.1/2.1), Maris Laksa (8.5/2.4), Tuukka Kotti (7.7/3.6), Rob Sanders (7.4/3.8),

Romuald Augustin (6.9/2.7), Marcus Douthit (5.1/4.6), Christopher Anrin (2.9/0.7), Leland Anderson (0.8/0.3), Kareem Hayletts (0.7/0.5), Stephen Traugott (0/0.5)

2003-04 (20-9/11-5)

Coach: **Tim Welsh** H:11-4 A:8-3 N:1-2

Captains:

Date	PC	OPP	ATTN
11-22	69 HOFSTRA	56	8163
11-29	76 ALABAMA	71	9256
12-2	84 SO. FLORIDA	60	7554
12-6	79 at Rhode Island	89	7657
12-9	70 Illinois * (14/14)	51	7665
12-21	72 CENTRAL CONNECTICUT	67	7543
12-23	57 at Richmond	56	6043
12-28	73 SIENA	66	7434
1-3	84 at Virginia	69	7470
1-5	77 TEXAS (OT) (18/16)	79	12993
1-10	64 at Rutgers	65	6942
1-12	63 at Seton Hall	60	7737
1-17	87 WEST VIRGINIA	66	10033
1-19	89 LOYOLA-CHICAGO	59	6943
1-21	62 VILLANOVA	56	8972
1-24	66 at Connecticut # (4/4)	56	16294
1-26	65 GEORGETOWN	50	10397
2-1	46 SETON HALL	55	10191
2-4	57 at Virginia Tech	69	6323
2-7	74 SYRACUSE (18/20)	61	12993
2-11	100 at Villanova	74	6500
2-14	61 at Boston College	52	7682
2-21	70 MIAMI	57	12993
2-24	73 at Notre Dame	59	11418
2-29	103 at St. John's	78	6824
3-2	61 PITTSBURGH (6/6)	88	12993
3-6	54 BOSTON COLLEGE	63	12993
3-11	66 Villanova \$	69	19528
3-19	58 Pacific +	66	17500

2060

1867


* Jimmy V Classic (Madison Square Garden)

Hartford Center Center

\$ BIG EAST Tournament (Madison Square Garden)

+ NCAA Tournament (Kemper Arena)

Roster (Pts/Reb): Ryan Gomes (18.9/9.4), Rob Sanders (10.8/4.4), Sheiku Kabba (10.4/3.2), Donnie McGrath (10.0/1.8), Marcus Douthit (7.8/5.9), Tuukka Kotti (6.1/3.6), Dwight Brewington (5.7/2.5), Chris Anrin (3.0/0.7), Gerald Brown (2.0/0.6), Maris Laksa (1.8/0.3), Herbert Hill (1.0/0.7), Sean Van De Walle (1.0/0.3), Timothy Englert (0.8/0.0), Abdul Mills (0.5/0.0)



RYAN GOMES

TUUKKA KOTTI

