

PURDUE BASKETBALL



2006 Summer Prospectus

2006 Summer Quick Facts

Purdue

Purdue University

Location.....	West Lafayette, Ind.
Founded.....	1869
Enrollment.....	38,712
Nickname.....	Boilermakers
School Colors.....	Old Gold and Black
Affiliation.....	NCAA Division I
Arena.....	Mackey Arena
Capacity.....	14,123
Conference.....	Big Ten
President.....	Martin C. Jischke, MIT (1968)
Athletics Director.....	Morgan J. Burke, Purdue (1973)
Ticket Office Phone.....	765.49.SPORT
Faculty Representative.....	Jeffrey T. Bolin and Christie L. Sahley

Basketball Staff

Head Coach (Seasons).....	Matt Painter (entering second season)
Alma Mater (Year).....	Purdue (1994)
Record at School (Years).....	Second season as head coach
Career Record (Years).....	34-24 (2)
Assistant Coach (Seasons).....	Cuonzo Martin (7th)
Alma Mater (Year).....	Purdue (2000)
Assistant Coach (Seasons).....	Paul Lusk (3rd)
Alma Mater (Year).....	Southern Illinois (1995)
Assistant Coach.....	Rick Ray (1st)
Alma Mater (Year).....	Grand View College (1994)
Supervisor of Basketball Operations (Seasons).....	Kent Williams (2nd)
Alma Mater (Year).....	Southern Illinois (2003)
Video Coordinator.....	Nick Terruso
Alma Mater (Year).....	Purdue (2001)
Basketball Office Phone.....	765.494.3214
Athletic Trainer.....	Jeff Stein
Strength and Conditioning Coach.....	Greg Lehman
Basketball Secretary.....	Kathy O'Brien
Basketball SID.....	Elliot Bloom

Sports Information

Purdue Sports Information.....	765.494.3202
Basketball SID.....	Elliot Bloom
Office Phone.....	765.494.3196
Cell Phone.....	765.427.3143
SID Fax.....	765.494.5447
E-mail.....	hoopssid@purdue.edu
Assoc. AD/Media Relations.....	Jay Cooperider
Sports Information Director.....	Tom Schott
Assistant SID.....	TBA
Assistant SID.....	Wendy Mayer
Assistant SID.....	Chris Macaluso
Assistant SID.....	Mark Leddy
SID Office Manager.....	Lindsay Begley
Press Row Number.....	765.494.6364 (Floor)
.....	765.494.6365 (Upper)
SID Mailing Address.....	Mackey Arena Room 15, 900 North University St.
.....	West Lafayette, IN, 47907-2070
Website.....	www.purduesports.com

Program History

Seasons of Basketball.....	108
First Season of Basketball.....	1896-97
All-Time Record.....	1,509-886
All-Time Big Ten Record.....	813-596
NCAA Tournament Appearances.....	20
Last Appearance.....	2003
Record in NCAA Tournament.....	27-20
NCAA Final Four Appearances.....	2
Last Appearance.....	1980
Big Ten Championships.....	21
Last Big Ten Championship.....	1996

Team Information

	Home	Away	Neutral	Overall
2005-06 Record	9-5	0-12	0-2	9-19
Big Ten Record	3-5	0-8	0-0	3-13
Big Ten Finish.....				11th
Starters Returning/Lost.....				2/3
Overall Players Returning/Lost.....				10/7

2006-07 Team Information

Players Returning (10)

No.	Player	Cl.	Pos.	Ht.	Wt.	Ppg.	Rpg.	App.
14	Carl Landry +	Sr.	F	6-7	245	18.2	7.1	1.2
2	David Teague +	Sr.	G	6-5	196	14.0	5.5	1.2
33	Nate Minnoy	So.	G/F	6-3	270	10.2	5.1	2.4
4	Chris Lutz	So.	G	6-2	190	9.2	2.3	1.7
20	Marcus Green	So.	G	6-4	215	5.5	2.5	0.8
11	Bobby Riddell ^	So.	G	5-9	165	2.2	0.5	0.5
31	Chris Hartley ^	Sr.	G	6-4	198	1.8	1.4	1.8
1	Gordon Watt <	So.	F	6-6	225	1.3	0.8	0.3
44	Geno Parker % ^	Fr.	G	6-4	181	15.0	4.0	4.0
12	Tarrance Crump >	Jr.	G	6-1	181	16.0	-	7.0

Newcomers (4)

No.	Player	Cl.	Pos.	Ht.	Wt.	Ppg.	Rpg.	App.
3	Chris Kramer	Fr.	G	6-3	195	19.1	5.0	4.0
30	Johnathan Uchendu &	Fr.	F	6-11	205	9.5	5.5	1.6
54	Dan Vandervieren	Fr.	C	6-10	250	13.0	12.0	2.0
5	Keaton Grant	Fr.	G	6-4	200	18.0	7.0	6.0

Players Lost (6)

No.	Player	Cl.	Pos.	Ht.	Wt.	Ppg.	Rpg.	App.
42	Matt Kiefer	Sr.	F	6-10	233	12.0	7.5	1.8
23	Marcus White	Jr.	F	6-8	214	10.1	4.0	1.0
11	Korey Spates	Fr.	G	6-0	180	10.1	2.5	1.7
33	Gary Ware	Sr.	F	6-9	245	7.3	3.3	0.7
5	Bryant Dillon	Sr.	G	6-6	180	6.9	3.5	3.0
32	Matt Carroll	Sr.	F	6-8	241	1.0	1.2	0.2

+ Statistics from 2004-05 season, missed 2005-06 season with injury

^ Walk-on

< Stats from 2004-05 season at Boston College, sat out 2005-06 season per NCAA transfer rules

% Stats from senior year in high school, sat out 2005-06 with injured hip

> Stats from Shelton State CC, sat out 2005-06

& Stats from Millersburg Military Academy

Basketball

2006 Summer Rosters

Roster Breakdowns

By Class

Seniors	3
Juniors	1
Sophomores	5
Freshmen	5

By Location

Alabama	1
Arkansas	1
Florida	1
Indiana	5
Illinois	3
Minnesota	1
New Hampshire	1
Wisconsin	1

By Height

Uchendu	6-11
Vandervieren	6-10
Landry	6-7
Watt	6-6
Teague	6-5
Grant	6-4
Green	6-4
Hartley	6-4
Parker	6-4
Kramer	6-3
Minnoy	6-3
Lutz	6-2
Crump	6-1
Riddell	5-9

By Weight

Minnoy	270
Vandervieren	250
Landry	245
Watt	225
Green	215
Uchendu	205
Grant	200
Hartley	198
Teague	196
Kramer	195
Lutz	190
Parker	181
Crump	181
Riddell	165

Alphabetical

#	Player	Yr.	Pos.	Ht.	Wt.	Hometown (High School/College)
12	Tarrance Crump	R-Jr.	G	6-1	181	Decatur, Ala. (Decatur/ Shelton State Community College)
5	Keaton Grant	Fr.	G	6-4	200	Kissimmee, Fla. (Gateway/Bridgton Academy)
20	Marcus Green	So.	G	6-4	215	Franklin Park, Ill. (Leyden)
31	Chris Hartley ^	Sr.	G	6-4	198	Noblesville, Ind. (Noblesville)
3	Chris Kramer	Fr.	G	6-3	195	Huntington, Ind. (Huntington North)
14	Carl Landry	R-Sr.	F	6-7	245	Milwaukee, Wis. (Vincent/ Vincennes University)
4	Chris Lutz	So.	G	6-2	190	Bedford, N.H. (Trinity/Brewster Academy)
33	Nate Minnoy	So.	G/F	6-3	270	Chicago, Ill. (Hales Franciscan)
44	Geno Parker ^	R-Fr.	G	6-4	181	Fort Wayne, Ind. (Snider)
11	Bobby Riddell ^	So.	G	5-9	165	Lafayette, Ind. (Harrison)
2	David Teague	R-Sr.	G	6-5	196	Indianapolis, Ind. (Pike/ Bridgton Academy)
30	Johnathan Uchendu	Fr.	F	6-11	205	Pulaski, Ark. (Robinson/Millersburgh Military Institute)
54	Dan Vandervieren	Fr.	F/C	6-10	250	Eden Prairie, Minn. (Hopkins)
1	Gordon Watt	R-So.	F	6-6	225	Evanston, Ill. (Evanston Township/ Boston College)

Numerical

#	Player	Yr.	Pos.	Ht.	Wt.	Hometown (High School/College)
1	Gordon Watt	R-So.	F	6-6	225	Evanston, Ill. (Evanston Township/ Boston College)
2	David Teague	R-Sr.	G	6-5	196	Indianapolis, Ind. (Pike/ Bridgton Academy)
3	Chris Kramer	Fr.	G	6-3	195	Huntington, Ind. (Huntington North)
4	Chris Lutz	So.	G	6-2	190	Bedford, N.H. (Trinity/Brewster Academy)
5	Keaton Grant	Fr.	G	6-4	200	Kissimmee, Fla. (Gateway/Bridgton Academy)
11	Bobby Riddell ^	So.	G	5-9	165	Lafayette, Ind. (Harrison)
12	Tarrance Crump	R-Jr.	G	6-1	181	Decatur, Ala. (Decatur/ Shelton State Community College)
14	Carl Landry	R-Sr.	F	6-7	245	Milwaukee, Wis. (Vincent/ Vincennes University)
20	Marcus Green	So.	G	6-4	215	Franklin Park, Ill. (Leyden)
30	Johnathan Uchendu	Fr.	F	6-11	205	Pulaski, Ark. (Robinson/Millersburgh Military Institute)
31	Chris Hartley ^	Sr.	G	6-4	198	Noblesville, Ind. (Noblesville)
33	Nate Minnoy	So.	G/F	6-3	270	Chicago, Ill. (Hales Franciscan)
44	Geno Parker ^	R-Fr.	G	6-4	181	Fort Wayne, Ind. (Snider)
54	Dan Vandervieren	Fr.	F/C	6-10	250	Eden Prairie, Minn. (Hopkins)

Coaching and Key Support Staff

Name	Position	Year	Alma Mater	Year Graduated
Matt Painter	Head Coach	2nd	Purdue	1994
Cuonzo Martin	Assistant Coach	7th	Purdue	2000
Paul Lusk	Assistant Coach	3rd	Southern Illinois	1995
Rick Ray	Assistant Coach	1st	Grand View College	1994
Kent Williams	Supervisor of Basketball Operations	2nd	Southern Illinois	2003
Jeff Stein	Athletic Trainer	1st	Illinois Wesleyan	1996
Greg Lehman	Strength Coach	24th	Purdue	1980

Pronunciation

Cuonzo	KAHN-zo
Minnoy	minn-OY
Tarrance	TAIR-rence
Uchendu	you-CHEN-dew
Keaton	KEY-ton

^ Walk On

As he prepares for his second season as Purdue's head coach, Matt Painter discusses the bad luck of the 2005-06 season and what's on the horizon for the Boilermakers in 2006-07.

Last season, this team was decimated with injuries. For the first time in a while, you'll have quite a few options on your bench. Are you looking forward to having a deeper roster this season?

"I think the competition for playing time will really make a difference. Once you keep everybody healthy and get them competing every day in practice, it makes everyone raise the level of their game. We will have more guys on the perimeter and use our quickness and athletic ability to extend the floor on offense and defense. In two years, we've not had the luxury of playing the way we want to play. We had mostly forced you to play half-court in conference play and try your best to steal baskets in transition. If I feel like we have enough guys and have confidence in them, it can really benefit us to pick up people full-court."

Last season, you really didn't get to implement the type of defense you are accustomed to playing. With the added depth, will fans see a different team defensively?

"We want to extend from a defensive standpoint and pick guys up full-court. We're mainly saying that we're going to pick up and guard you man to man all over the court. It's not going to be a pressing style. We just want disciplined pressure. We want to get after people, take time off the clock, try to wear them down and, once they make mistakes, be in position to capitalize on that and turn that into points on the other end."

Have you sat back and thought about any goals for this team? Is it realistic for fans to think this is the year they get back to the tournament?

"It's a realistic goal to get into the NCAA Tournament and win basketball games in it. After a season with all of the surprises that we had, it will be tough if you're looking from the outside-in. I think we have a lot of experienced players. We just don't have experience of playing with each other on the same time. Carl Landry, David Teague, Chris Hartley have experience. Our freshmen from last year have experience playing. Tarrance Crump, a junior college that's played extensively in junior national tournament sat out last year. Gordon Watt did not play very much his freshman year at Boston College, but this will be his third year in college. So, we feel we have some older players, a kind of unique team, but we just don't have the experience of playing together. It's going to be key for us to find that rotation and see how our guys will mesh together with different lineups."

On paper, you have a deeper team, more talent and more experience. What has to go right for this team to reach its potential?

"Two things are going to be real important. First, our seniors have to be all-conference type of players, and they have to be very good leaders. And we need freshmen to play. It's very hard for freshmen to play right away, but we think we have four guys who are capable of stepping right in and helping us. I think they will be primary players for us. Probably not all of them, but I think two of them will probably have a chance. We have an opportunity for those guys to step right in and play a lot of minutes."

You had been consistent with the theme that guys need to work harder on their own and during the off-season. Last season, you mentioned that you saw signs of that. Is that area of the team's work ethic heading in the right direction?

"I think that's definitely the way to put it. We're going in the right direction and making strides. We obviously have not arrived, but I think our older guys understand what we want. It's not as much as them understanding what we want, but it's them wanting the same things we do and understanding how to go about it. I think they do understand how to go about it they are working harder and putting in more time. As coaches, you're greedy, you want them to work even harder and put in more time. We keep pushing them trying to make them understand that, in the summer months, the more time you put in gives us a better chance in those winter months to win a lot of basketball games."

Talk about the 2006-07 schedule. You will face some quality teams in the Maui Invitational and host some very good teams in Mackey Arena.

"We have a very good schedule. It's a good mix. We have the possibility of three Big Ten opponents at Maui. We are going to play Missouri and Virginia in Mackey Arena. We have a mix of tough mid-major schools coming into Mackey Arena to play. We also are going to go to Indiana State and play them in Terre Haute. We feel we have a schedule that's perfect for our team and, when you have plans of playing in the NCAA Tournament, you have a better non-conference schedule to prepare and we think we've done that. It's a good match for our team."

With so many new guys in the mix and other guys who have gained so much experience, are there one or two guys who you think will have breakout seasons and really surprise fans this season?

"In terms of our freshmen, I think all four of those guys have the chance to do that. Seeing them in individual workouts in practice, I really won't get that feel when it comes to our new guys. But, I think they all have the ability and the opportunity to see some minutes this season. I think if you're talking about three guys that our fans haven't had a glimpse of who can really step into the forefront of this program, it's Tarrance Crump. He gives us another dimension to really help our shooters and big guys with his quickness and ability to beat people off the dribble to give us opportunities. Nate Minnoy, who our fans got a little bit of a glimpse of, if he can get his body right, I think he could be a tough matchup for defenders. He understands the game and likes to play. We just have to get him in tip-top shape and keep him injury-free for him to really reach his full potential. Gordon Watt gives us exactly what we need in terms of an all-around competitor and three-four type player who can guard a lot of people to cause match-up problems. The main thing with him is his competitive spirit and his overall drive. He's kind of an intangible guy that can help us in those areas."

With all the adversity last season, is the coaching staff chomping at the bit to get back on the practice floor and show fans what this group is really capable of achieving?

"A lot of times, when you have a year with adversity, it's just little pop-quizzes. We went through a four-day exam last season. We have to be proud of our whole program because nobody came in, and even the guys who were injured stayed there and supported everybody. It was part of their healing process. I think what we went through last year, if it doesn't help us the following year in terms of winning and the things that we learned last year, in a game or practice or series of events, it would surprise us. Hopefully, we can overcome things of that nature quicker if they happen again. Hopefully, our guys can bounce back from what they learned last year, take one or two losses and bounce back to win four or five in a row instead of getting on the wrong end of the streak. We've really been through everything from last year. I think anytime you're looking forward to a season and on that level of success after there has been some adversity, I don't think you even weigh it. That's what makes things so enjoyable once you win games and win championships. It's going to be sweet once we get things on the right track. Our coaches are very anxious to say the least."

Purdue Career Records Book

Most Points Scored

40. Dennis Blind, 1952-55	1011
41. Jimmy Oliver, 1988-91	959
42. James R. Bullock, 1981-85	938
43. Michael F. Searce 1978-82	927
44. Paul J. Hoffman 1943-47	913
45. David Teague, 2003-	891
46. George O. Faerber, 1968-71	890
47. Carson Cunningham, 1998-2001	886
48. Rodney Smith, 1998-2002	861
49. William Franklin, 1969-72	851
50. Alan Eldridge, 1995-1999	844
51. Maynard Lewis, 1998-2002	841
52. Willie Merriweather, 1956-59	834
53. Carl E. McNulty, 1949-52	812
54. Brandon Brantley, 1991-96	803
55. Ian Stanback, 1990-94	781
56. Tom Scheffler, 1973-77	738
57. Howard E. Williams, 1945-50	735
58. Bill J. Greve, 1956-59	730
59. Wilson Eison Jr., 1957-60	718
60. Jewell Young, 1935-38	707
61. Jerry Lee Berkshire, 1959-62	704
62. Porter Roberts, 1992-96	691
63. Lamar Lundy Jr., 1954-57	678
64. John Allison, 1998-2002	676
65. Brett Buscher, 2000-04	674
66. Andrew W. Butchko, 1946-50	632
67. Kip Jones, 1985-89	632
68. Chukie White, 1988-91	628
69. Greg McQuay, 1998-2000	628
70. Justin Jennings, 1992-96	627
71. Donald M. Beck, 1952-55	621
72. Ricky Hall, 1980-84	621
73. John T. McGinley, 1959-62	615
74. Harvey Austin, 1957-60	611
74. Doug Lee, 1985-87	611
76. Craig Riley, 1988-92	606
77. Merwyn Anderson, 1942-47	592
78. Ryan Berning, 1986-90	591
79. Forrest H. Sprowl, 1939-42	590
80. Danny E. Thornburg, 1953-56	586
81. Roy Hairston, 1994-96	574
Carl Landry, 2005-	532

Most Three-Point Field Goals Made

1. Jaraan Cornell, 1997-00	242
2. Chad Austin, 1995-98	212
3. Cuonzo Martin, 1992-95	179
4. David Teague, 2003-	155
5. Troy Lewis, 1985-88	151
6. Willie Deane, 2001-03	137
7. Brian Cardinal, 1997-00	130
8. Jimmy Oliver, 1989-91	125
Maynard Lewis, 1999-02	125
10. Woody Austin, 1989-92	119

Carl Landry - All-American Candidate

Senior Carl Landry should enter the 2006-07 season as one of the nation's top power forwards and one of the favorites for Big Ten Player of the Year.

The 6-foot-7 Milwaukee native averaged 18.2 points and 7.1 rebounds in his first season at the Div. I level. His 2005-06 season was cut short after he decided to redshirt to rehab his knee. Landry suffered a torn ACL in his right knee on Feb. 26, 2005.

Landry was named second team All-Big Ten as a junior.

Below are a few accomplishments by Landry from the 2004-05 season.

- ▶ Averaged a team-high 18.2 points per game and a team-high 7.1 rebounds per game.

- ▶ Named second team All-Big Ten by conference coaches and media.

- ▶ Ranked second in the Big Ten in scoring and was second in field goal percentage.

- ▶ Ranked seventh in the Big Ten in rebounding and was 12th in blocked shots.

- ▶ Named team MVP.

- ▶ Posted six double-doubles, the most recent a 20-point, 10-rebound performance at Indiana.

- ▶ Scored a career-high 31 points at Michigan State on Jan. 18, when he was 11 of 12 from the field.

- ▶ Scored in double figures in 22 of 25 games.

- ▶ Shot 61.8 percent from the field and averaged 30.3 minutes per game.

- ▶ Started all 25 games he appeared in.

- ▶ Made 132 free throws, the most among the top 30 scorers in the league.

- ▶ Recorded 31 dunks and 13 three-point plays.

- ▶ Put back a missed shot with under two seconds left to defeat Evansville, 62-61, on Dec. 18.

- ▶ Went to the foul line a team-high 195 times.

- ▶ Named Big Ten Player of the Week on Jan. 2.

- ▶ Recorded the first double-double in a Purdue career debut since Terry Dischinger accomplished the feat on Dec. 1, 1959. He scored 25 points and collected 16 rebounds.

You Look Familiar

Purdue will welcome back five players who didn't play in games, but were with the team in 2005-06.

Carl Landry

- ▶ Senior Carl Landry tore the ACL in his right knee on Feb. 26, 2005. After playing the first five games of 2005-06, Landry decided to redshirt to get his knee to full strength.

Landry practiced with the team throughout the season while rehabbing to get his knee back to 100 percent strength.

David Teague

- ▶ Senior David Teague suffered a torn ACL in his right knee on Nov. 14 in practice. Teague received a medical redshirt.

Teague was the Boilermakers' second-leading scorer during the 2004-05 season, averaging 14.0 points per game.

In addition, he is the Boilermakers' best perimeter defender and will have the most experience of any player on the team.

Tarrance Crump

- ▶ Junior Tarrance Crump missed the 2005-06 season serving a suspension. Crump practiced with the team, but did not play in any games.

Crump is expected to be the starting point guard for 2006-07. He was a 2005 JUCO All-America at Shelton State Junior College, where he averaged 16.0 points and 7.0 assists per game.

Crump possesses excellent quickness and play-making ability in the open court.

Nate Minnoy

- ▶ Sophomore Nate Minnoy led the Boilermakers in rebounding, assists and minutes played until tearing the MCL in his right knee in a game at Northwestern on Jan. 4.

Minnoy averaged 10.2 points, 5.1 rebounds and 2.9 assists in 13 games for the Boilermakers. He returned for the Big Ten Tournament on March 9. Minnoy was the top candidate for Big Ten Freshman of the Year until his injury.

Gordon Watt

- ▶ Sophomore Gordon Watt sat out the 2005-06 season after transferring from Boston College. Watt will play on the perimeter and interior for the Boilermakers. He underwent surgery on both knees to clean up scar tissue in November.

David Teague - All-Big Ten Candidate

Senior David Teague is poised to have the best year of his career in 2006-07.

The 6-foot-5 guard averaged 14.0 points and 5.5 points per game as a junior in 2004-05, both second-best on the team.

Teague ranks fourth on Purdue's three-point field goals list. With 109 more points, he will become Purdue's 41st player to eclipse the 1,000-point barrier in his career.

Below is a look at Teague's junior season accomplishments.

- ▶ Ranked 13th in the Big Ten in scoring, 12th in rebounding and fourth in three-point field goals made.
- ▶ Ranks fourth on Purdue's three-point field goals made list and is the school's 45th all-time leading scorer.
- ▶ Had the best all-around game of his career, with 14 points, seven assists and six rebounds, against Michigan on Jan. 30.
- ▶ Had five 20-point games, including a 25-point outing against Penn State on Feb. 9, when he was 5 of 10 from behind the arc.
- ▶ Recorded first career double-double on Jan. 15 against Indiana, with 21 points and 11 rebounds.
- ▶ Scored in double figures in 20 of 26 games, including a stretch of 15 in a row.

Valuable Experience

In 2005-06, freshmen Chris Lutz and Marcus Green gained valuable experience in the Boilermaker backcourt.

Lutz started 24 of 28 games and averaged 9.2 points per game, second best among freshmen in the Big Ten.

In addition, Lutz set the Purdue freshman three-point field goal record, connecting on 53 of 152 shots from downtown. Lutz was the first Purdue player named to the Big Ten's All-Freshman Team at season's end.

Lutz scored in double figures 14 times and connected on at least three, 3-pointers in eight contests.

Green averaged 5.5 points in 28 games in 2005-06. Green started in 13 games and scored 23 points in a victory over nationally-ranked Michigan on Feb. 11.

The Newcomers

Matt Painter's first Purdue recruiting class as head coach features an in-state standout, two big men and one of the nation's best prep school players.

The Boilermakers signed four players to mesh with 10 returning players.

"We feel like we've addressed the needs in the both the backcourt and frontcourt with this class," said Painter. "We need size and obviously, we've added some with Johnathan and Dan. With Chris and Keaton, we've got some hard-nosed versatile guys that can play any position on the wing, including point guard."

Player	Pos.	Ht.	Wt.	Hometown
Keaton Grant	G	6-4	200	Kissimmee, Fla.
Chris Kramer	G	6-3	195	Huntington, Ind.
Johnathan Uchendu	F	6-11	205	Pulaski, Ark.
Dan Vandervieren	F/C	6-10	250	Eden Prairie, Minn.

During the 2005-06 season, Grant averaged 18.0 points, 7.0 rebounds and 6.0 assists per game at Bridgton Academy in Maine. Considered one of the best prep school backcourt prospects in the country, Grant led his team to a 23-6 record and No. 6 ranking among prep schools.

Kramer averaged 19.1 points and 4.0 assists per game as a senior at Huntington North. An extremely athletic player, Kramer played on both sides of the ball for the Vikings' football team and shortstop for the baseball squad. He was a member of the Indiana All-Star team.

Uchendu averaged 9.5 points and 5.5 rebounds per game at Millersburg Military School in Kentucky. He originally is from Pulaski, Ark., where he attended Robinson High School.

Vandervieren averaged 13.0 points and 12.0 rebounds per game as a senior at Hopkins High School. Hopkins went 30-1 and won the AAAA state title.

The Non-Conference Schedule

The Boilermakers face a challenging non-conference schedule in 2006-07.

Highlighting the slate will be Purdue's second appearance in the EA Sports Maui Invitational from Nov. 20 to 22. Other teams in the field include: UCLA, Chaminade, DePaul, Georgia Tech, Kentucky, Memphis and Oklahoma.

On Dec. 16, Purdue will face Butler in the Wooden Tradition in Indianapolis.

Virginia will visit Mackey Arena on Nov. 29 as part of the ACC/Big Ten Challenge.

The Boilermakers will host Missouri on Dec. 9 in the first part of a home-and-home series. Purdue will travel to Columbia during the 2007-08 season.

Other non-conference games in Mackey Arena include Northern Colorado (Nov. 13), Western Carolina (Nov. 17), Delaware State (Dec. 2), Loyola-Chicago (Nov. 5), Wagner (Dec. 19), Texas A&M Corpus Christi (Dec. 22) and Southwest Missouri State (Dec. 30).

As the beginning of a two-for-one series, Purdue will travel to Indiana State on Dec. 28.

Individual Player Career Superlatives

Games In Double Figures Scoring

David Teague.....	46
Carl Landry.....	24
Chris Lutz.....	13
Nate Minnoy.....	8
Marcus Green.....	3
Chris Hartley.....	1
Bobby Riddell.....	1

Games With Over 20 Points

Carl Landry.....	13
David Teague.....	6
Marcus Green.....	1
Chris Lutz.....	1
Nate Minnoy.....	1

Games With Over 10 Rebounds

Carl Landry.....	6
David Teague.....	1

Double-Doubles

Carl Landry.....	6
David Teague.....	1

Led Team In Scoring

David Teague.....	15
Carl Landry.....	13
Chris Lutz.....	6
Nate Minnoy.....	2
Marcus Green.....	1

Led Team In Rebounding

Carl Landry.....	17
David Teague.....	16
Nate Minnoy.....	3
Marcus Green.....	2

What's Returning In 2006-07

Statistic	05-06	Return	Loss	%Back
Points	1811	712	1099	39.3
Field Goals	669	252	417	37.7
3-Pointers	153	94	59	61.4
Free Throws	320	114	206	35.6
Rebounds	915	275	640	30.1
Assists	366	167	199	45.6
Blocks	93	21	72	22.6
Steals	151	65	86	43.0

Returning Leaders

Points/Game.....	Carl Landry.....	15.2
Field Goals.....	Chris Lutz.....	87
Field Goal %.....	Carl Landry.....	.558
3-Pointers.....	Chris Lutz.....	53
3-Point %.....	Bobby Riddell.....	.458
Free Throws.....	Chris Lutz.....	30
Rebounds/Game.....	Carl Landry.....	5.2
Assists/Game.....	Nate Minnoy.....	2.4
Blocks/Game.....	Marcus Green.....	0.4
Steals/Game.....	Nate Minnoy.....	0.9



31 Chris Hartley

Vitals: Senior ♦ 6-4 ♦ 198 ♦ Guard ♦ Noblesville, Ind. ♦ Noblesville High School
Put-Backs: 1.8 ppg. / 1.4 rpg. / 2.1 apg. / 0.3 spg.

Full Name

Chris James Hartley

Major

Industrial management

Birth Date

June 17, 1983.

Parents' Names

Nancy and James Hartley

Junior Season (2005-06)

- ▶ Appeared in 28 games with 14 starts.
- ▶ Scored in 14 outings.
- ▶ Had seven games with at least three assists, including a career-high five assists at Ohio State.
- ▶ Recorded a team-best 2.4-to-1.0 assist to turnover ratio.

Sophomore Season (2004-05)

- ▶ Appeared in 18 games with five starts.
- ▶ Scored a career-high 10 points against Northwestern.
- ▶ Scored in 10 different outings.
- ▶ Knocked down 11 three-point field goals on the season.
- ▶ Named Academic All-Big Ten.

Freshman Season (2003-04)

- ▶ Appeared in five games.
- ▶ Scored four points and grabbed two rebounds.

2002-03 Season (Redshirted)

- ▶ Redshirted freshman season.

High School (Noblesville)

- ▶ Started all four seasons for coach David McCoilough at Noblesville High School.
- ▶ Averaged 19.8 points, 4.2 rebounds and 2.6 assists his senior season.
- ▶ Named Hamilton County player of the year and first-team all-conference as a senior.
- ▶ Voted the metro north player of the year by the Indianapolis *Star*.
- ▶ Averaged 16.5 points and 4.5 rebounds as a junior.
- ▶ Named first-team all-county, all-conference and voted second team all-metro north by the Indianapolis *Star* in 2000-01.

Personal

- ▶ Majoring in industrial management
- ▶ Born June 17, 1983
- ▶ Son of Nancy and James Hartley

Hartley's Season/Career Highs

Points

Season ----- 8 vs Northwestern, 1/25/06
 Career ----- 10 at Northwestern, 2/5/05

Rebounds

Season ----- 6 vs Northwestern, 1/4/06
 Career ----- 6 vs Northwestern, 1/4/06

Field Goals

Season ----- 3 vs Northwestern, 1/25/06
 Career ----- 4 at Northwestern, 2/5/05

Field Goal Attempts

Season ----- 5 vs Northwestern, 1/4/06
 Career ----- 8 at Northwestern, 2/5/05

Three-Point Field Goals

Season ----- 2, twice
 Career ----- 3 at Iowa, 1/22/05

Three-Point Attempts

Season ----- 4 vs Northwestern, 1/25/06
 Career ----- 6 at Northwestern, 2/5/05

Free Throws

Season ----- 4 vs Chicago State, 12/6/05
 Career ----- 4 vs Chicago State, 12/6/05

Free Throws Attempts

Season ----- 4 vs Chicago State, 12/6/05
 Career ----- 4 vs Chicago State, 12/6/05

Assists

Season ----- 5, twice
 Career ----- 5, three times

Steals

Season ----- 1, four times
 Career ----- 1, many times

Blocked Shots

Season ----- 1 vs. New Orleans 12/17/05
 Career ----- 1 vs. New Orleans 12/17/05

Minutes Played

Season ----- 44 vs Northwestern, 1/25/06
 Career ----- 44 vs Northwestern, 1/25/06

Miscellaneous

	Season	Career
Games in double figures	0	1
Games with 6+ assists	0	0

Chris Hartley's 2005-06 Season Game-by-Game

OPPONENT	MP	FG-A	PCT.	3PT-A	PCT.	FT-A	PCT.	R	PF	A	TO	BS	ST	TP
Wofford	5	0-0	.000	0-0	.000	0-0	.000	1-0-0	0	1	0	0	0	0
South Alabama	8	0-0	.000	0-0	.000	0-0	.000	1-0-1	1	1	1	0	0	0
* vs. Xavier	7	0-1	.000	0-1	.000	0-0	.000	0-0-0	0	0	0	0	0	0
> at Florida State	7	0-0	.000	0-0	.000	0-0	.000	0-0-0	0	2	0	0	0	0
at Evansville	22	2-3	.667	2-2	1.000	0-0	.000	1-1-2	4	2	2	0	1	6
Chicago State	26	1-2	.500	1-2	.500	4-4	1.000	1-2-3	0	3	2	0	0	7
at Loyola-Chicago	12	1-3	.333	0-2	.000	0-0	.000	0-1-1	3	0	0	0	0	2
New Orleans	13	0-1	.000	0-1	.000	0-0	.000	0-3-3	1	3	0	1	0	0
IPFW	12	0-1	.000	0-1	.000	2-2	1.000	1-1	2	0	0	0	0	2
Tennessee-Martin	4	0-0	.000	0-0	.000	0-0	.000	0-0-0	0	0	1	0	0	0
at No. 4 Memphis	9	0-0	.000	0-0	.000	0-0	.000	0-1-1	0	3	0	0	1	0
at Northwestern	28	1-4	.250	1-2	.500	0-0	.000	1-5-6	0	5	1	0	1	3
at Michigan	16	0-2	.000	0-2	.000	0-0	.000	0-2-2	1	2	0	0	0	0
No. 19 Ohio State	11	0-0	.000	0-0	.000	0-0	.000	0-0-0	0	1	0	0	0	0
Minnesota +	16	0-1	.000	0-1	.000	1-2	.500	0-2-2	1	2	1	0	0	1
at Penn State +	25	1-3	.333	0-2	.000	0-0	.000	2-0-2	1	1	2	0	1	2

+ Started
 > ACC/Big Ten Challenge, Tallahassee, Fla.
 * John Wooden Tradition, Indianapolis, Ind.
 ^ Big Ten Tournament, Indianapolis, Ind.

Chris Hartley's 2003-04 Season Game-by-Game

OPPONENT	MP	FG-A	PCT.	3PT-A	PCT.	FT-A	PCT.	R	PF	A	TO	BS	ST	TP
Samford	2	0-2	.000	0-0	.000	0-0	.000	1-0-1	0	0	0	0	0	0
vs. Texas State														
vs. Seton Hall														
vs. No. 2 Duke														
Clemson														
Chicago State	1	0-1	.000	0-1	.000	0-0	.000	0-0-0	0	0	1	0	0	0
at No. 11 Oklahoma														
vs. Cent. Michigan	4	1-3	.333	0-0	.000	2-2	1.000	1-0-1	0	0	1	0	0	4
IPFW	1	0-0	.000	0-0	.000	0-0	.000	0-0-0	0	0	0	0	0	0
SMU														
Evansville														
at Colorado State														
at Baylor														
at Iowa														
at No. 19 Illinois														
No. 19 Wisconsin														
Minnesota														
Michigan State														
at Indiana														
Ohio State														
at Penn State														
at Michigan														
Northwestern														
Indiana														
at Michigan State														
at Minnesota	1	0-0	.000	0-0	.000	0-0	.000	0-0-0	0	0	0	0	0	0
at No. 15 Wisconsin														
No. 18 Illinois														
Iowa														
vs. Minnesota														
at Notre Dame														

+ Started
 > ACC/Big Ten Challenge, W. Lafayette, Ind.
 # Boilermaker Invitational, W. Lafayette, Ind.
 < NIT, South Bend, Ind.
 * Great Alaska Shootout, Anchorage, Alaska
 ^ Boilermaker BlockBuster, Indianapolis, Ind.
 % Big Ten Tournament, Chicago, Ill.,

Chris Hartley's 2004-05 Season Game-by-Game

OPPONENT	MP	FG-A	PCT.	3PT-A	PCT.	FT-A	PCT.	R	PF	A	TO	BS	ST	TP
at Miami (Ohio)	3	0-0	.000	0-0	.000	0-0	.000	0-1-1	0	0	0	0	0	0
Detroit	6	0-0	.000	0-0	.000	0-0	.000	0-0-0	0	0	0	0	0	0
* vs. Cincinnati														
> at No. 16 N.C. State														
Memphis														
Oklahoma														
Colorado State														
^ vs. Evansville														
Baylor														
Eastern Illinois	2	1-2	.500	1-2	.500	0-0	.000	0-0-0	0	0	0	0	0	3
Wisconsin														
No. 1 Illinois														
at Minnesota														
Indiana	1	0-0	.000	0-0	.000	0-0	.000	0-0-0	1	0	0	0	0	0
at No. 12 Michigan State	6	0-0	.000	0-0	.000	0-0	.000	0-0-0	1	1	0	0	0	0
at No. 23 Iowa	22	3-6	.500	3-5	.600	0-0	.000	0-1-1	1	4	2	0	0	9
Milwaukee-Wis.	28	1-6	.167	0-5	.000	1-2	.500	2-0-2	1	3	3	0	1	3
Michigan	17	1-2	.500	0-1	.000	0-0	.000	0-0-0	2	1	0	0	0	2
at Ohio State	21	1-2	.500	1-2	.500	0-0	.000	0-2-2	5	3	0	0	0	3
at Northwestern	34	4-8	.500	2-6	.333	0-1	.000	1-0-1	3	5	1	0	0	10
Penn State +	19	2-5	.400	1-4	.250	0-0	.000	1-2-3	1	2	0	0	0	5
Iowa +	18	1-4	.250	1-2	.500	0-0	.000	0-0-0	1	0	1	0	1	3
No. 10 Michigan State +	21	3-5	.600	1-3	.333	0-0	.000	1-0-1	1	0	2	0	0	7
at Indiana +	24	0-2	.000	0-2	.000	0-0	.000	0-0-0	1	2	0	0	0	0
Minnesota	18	2-4	.500	1-2	.500	0-0	.000	0-1-1	0	0	0	0	0	5
at No. 1 Illinois	13	0-2	.000	0-1	.000	0-0	.000	1-1-2	1	2	2	0	0	0
at No. 23 Wisconsin +	15	0-2	.000	0-2	.000	0-0	.000	0-0-0	1	1	0	0	0	0
\$ vs. Iowa	10	0-1	.000	0-1	.000	0-0	.000	0-3-3	1	0	1	0	0	0

+ Started
 > ACC/Big Ten Challenge, Raleigh, N.C.
 \$ Big Ten Tournament, Chicago, Ill.
 * John Wooden Tradition, Indianapolis, Ind.
 ^ Boilermaker BlockBuster, Indianapolis, Ind.

Chris Hartley's Career Statistics

Season	GP-GS	MP	FG-FGA	PCT.	3PT-A	PCT.	FT-FTA	PCT.	REB	AVG.	PF-DQ	AS	TO	BS	ST	TP	AVG.
2002-03																	
2003-04	5-0	9	1-6	.167	0-1	.000	2-2	1.000	2	0.4	0-0	0	2	0	0	4	0.8
2004-05	18-5	278	19-52	.365	11-39	.282	1-3	.333	17	0.9	21-1	24	12	0	2	50	2.8
2005-06	28-14	515	15-49	.306	8-37	.216	11-12	.917	40	1.4	41-2	49	17	1	9	49	1.8
TOTAL	51-19	802	35-107	.327	19-77	.247	14-17	.824	59	1.2	62-3	73	31	1	11	103	2.0

Chris Hartley's Career Big Ten Statistics

Season	GP-GS	MP	FG-FGA	PCT.	3PT-A	PCT.	FT-FTA	PCT.	REB	AVG.	PF-DQ	AS	TO	BS	ST	TP	AVG.
2002-03																	
2003-04	1-0	1	0-0	.000	0-0	.000	0-0	.000	0	0.3	0-0	0	0	0	0	0	0.0
2004-05	14-5	239	17-43	.395	10-31	.323	0-1	.000	14	1.0	20-1	21	9	0	1	44	3.1
2005-06	16-13	366	11-38	.289	5-28	.179	5-6	.833	26	1.6	29-2	33	11	0	6	32	2.0
TOTAL	31-18	606	28-81	.346	15-59	.254	5-7	.714	40	1.3	51-3	54	20	0	7	76	2.4



14 Carl Landry

Vitals: R-Senior ♦ 6-7 ♦ 245 ♦ Forward ♦ Milwaukee, Wis. ♦ Vincent High School

Put-Backs: ^ 15.2 ppg. / 5.2 rpg. / 1.0 apg. / 0.4 bpg.

^ Includes five games during the 2005-06 season

Full Name

Carl Christopher Landry

Major

Business

Birth Date

Sept. 19, 1983

Parents' Names

Mark and Anita Landry

2005-06 Season (Medically Redshirted)

- ▶ Missed majority of season with injured knee.
- ▶ Played in five games with four starts.
- ▶ Set career-high with 35 points against South Alabama.

Junior Season (2004-05)

- ▶ Named second team All-Big Ten by conference coaches and media.
- ▶ Selected to the NABC All-District team.
- ▶ Averaged a team-high 18.2 points and 7.1 rebounds per game while being named team MVP.
- ▶ Started each of the 25 games he appeared in.
- ▶ Missed final three games of the season after tearing the ACL in his right knee during a game against Minnesota on Feb. 26.
- ▶ Ranked second in the Big Ten in scoring and was second in field goal percentage.

- ▶ Posted six double-doubles, the most recent a 20-point, 10-rebound performance at Indiana.
- ▶ Scored a career-high 31 points at Michigan State on Jan. 18, when he was 11 of 12 from the field.
- ▶ Scored in double figures in 22 of 25 games.
- ▶ Shot 61.8 percent from the field and averaged 30.3 minutes per game.

▶ Made 132 free throws, the most among the top 30 scorers in the league.

▶ Put back a missed shot with under two seconds left to defeat Evansville, 62-61, on Dec. 18.

▶ Went to the foul line a team-high 195 times.

▶ Named Big Ten Player of the Week on Jan. 2.

Sophomore Season (2003-04)

at Vincennes University

▶ Averaged 19.4 points, 8.9 rebounds and 2.3 blocks per game.

▶ Named first team junior college All-America and All-Region MVP.

▶ Fifth-best overall junior college recruit by Hoopmasters.com and a four-star recruit by Rivals.com.

▶ No. 2 junior college power forward by *The Sporting News*.

Freshman Season (2002-03) at Vincennes

University

▶ Averaged 14.7 points and 7.8 rebounds per game.

▶ Missed half of the season after suffering a broken right hand.

High School (Vincent)

▶ Team won Wisconsin Div. I state championship in 2000 and 2001.

▶ Named second-team all-area in Milwaukee.

Personal

- ▶ Majoring in business
- ▶ Born Sept. 19, 1983
- ▶ Son of Mark and Anita Landry
- ▶ Has two brothers, Marcus and Jason, and two sisters, Shenita and Sharnice.
- ▶ Brother, Marcus, will be a sophomore with the Wisconsin Badgers.

Landry's Season/Career Highs

Points

Season ----- 35 vs South Alabama, 11/22/05
Career ----- 35 vs South Alabama, 11/22/05

Rebounds

Season ----- 9 vs South Alabama, 11/22/05
Career ----- 16 at Miami (OH), 11/19/04

Field Goals

Season ----- 10 vs South Alabama, 11/22/05
Career ----- 11, twice

Field Goal Attempts

Season ----- 13 vs South Alabama, 11/22/05
Career ----- 18 at Miami (Ohio), 11/19/04

Three-Point Field Goals

Season ----- 1 vs Wofford, 11/19/05
Career ----- 1, four times

Three-Point Attempts

Season ----- 1, twice
Career ----- 4 vs. Xavier, 11/26/05

Free Throws

Season ----- 15 vs South Alabama, 11/22/05
Career ----- 15 vs South Alabama, 11/22/05

Free Throws Attempts

Season ----- 17 vs South Alabama, 11/22/05
Career ----- 17 vs South Alabama, 11/22/05

Assists

Season ----- 2 vs South Alabama, 11/22/05
Career ----- 5 vs. Indiana, 1/15/05

Steals

Season ----- 2, twice
Career ----- 3, three times

Blocked Shots

Season ----- 1, twice
Career ----- 2, three times

Minutes Played

Season ----- 31 vs South Alabama, 11/22/05
Career ----- 42 vs. Indiana, 1/15/05

Miscellaneous

	Season	Career
Games in double figures	2	24
Games with eight + rebounds	1	13
Double-doubles	0	6

Carl Landry's 2004-05 Season Game-by-Game

OPPONENT	MP	FG-A	PCT.	3PT-A	PCT.	FT-A	PCT.	R	PF	A	TO	BS	ST	TP
at Miami (Ohio) +	36	9-18	.500	0-3	.000	7-8	.875	4-12-16	3	2	3	1	3	25
Detroit +	28	4-6	.666	0-0	.000	8-11	.727	4-6-10	2	2	3	1	1	16
* vs. Cincinnati +	19	4-5	.800	0-0	.000	3-8	.375	1-1-2	5	1	3	0	0	11
> at No. 16 N.C. State +	37	7-14	.500	1-2	.500	3-5	.600	2-5-7	3	0	4	2	0	18
Memphis +	32	2-7	.286	0-0	.000	4-4	1.000	4-5-9	4	4	3	0	1	8
Oklahoma +	36	4-6	.667	0-0	.000	5-8	.625	5-4-9	1	1	0	1	1	13
Colorado State +	25	4-8	.500	0-2	.000	8-12	.667	3-3-6	4	0	1	0	3	16
^ vs. Evansville +	22	6-8	.750	0-0	.000	5-7	.714	1-3-4	4	1	0	1	0	17
Baylor +	29	10-12	.833	0-0	.000	9-12	.750	3-7-10	4	0	6	0	3	29
Eastern Illinois +	32	8-12	.667	0-0	.000	8-12	.667	3-3-6	0	2	1	2	2	24
Wisconsin +	24	8-10	.800	0-0	.000	7-9	.778	1-2-3	4	1	2	1	0	23
No. 1 Illinois +	36	7-12	.583	1-1	1.000	0-0	.000	5-2-7	3	2	3	1	0	15
at Minnesota +	32	4-5	.800	0-0	.000	4-9	.444	1-1-2	4	2	6	1	0	12
Indiana +	42	6-13	.462	0-0	.000	9-11	.818	5-3-8	4	5	4	0	2	21
at No. 12 Michigan St +	31	11-12	.917	1-2	.500	8-12	.667	6-3-9	2	1	1	1	1	31
at No. 23 Iowa +	33	6-11	.545	0-2	.000	4-5	.800	5-3-8	4	2	4	0	0	16
Milwaukee-Wis. +	37	9-16	.563	0-0	.000	8-12	.667	6-4-10	4	0	2	1	1	26
Michigan +	22	6-9	.667	0-0	.000	7-12	.583	4-3-7	2	1	4	1	1	19
at Ohio State +	38	9-20	.450	0-2	.000	5-8	.625	4-6-10	3	1	2	0	1	23
at Northwestern +	37	6-8	.750	0-0	.000	0-1	.000	3-2-5	4	0	5	0	0	12
Penn State +	34	10-15	.667	0-1	.000	4-4	1.000	4-4-8	1	0	1	1	0	24
Iowa +	33	11-15	.733	1-2	.500	6-10	.600	2-5-7	4	2	1	2	0	29
No. 10 Michigan State +	21	2-7	.286	0-1	.000	3-4	.750	0-2-2	3	1	0	0	0	7
at Indiana +	34	7-9	.778	0-0	.000	6-9	.667	6-4-10	4	0	3	1	1	20
Minnesota +	7	0-1	.000	0-0	.000	1-2	.500	2-1-3	0	0	2	1	0	1
at No. 1 Illinois														Did Not Play-Injured
at No. 23 Wisconsin														Did Not Play-Injured
\$ vs. Iowa														Did Not Play-Injured

+ Started

> ACC/Big Ten Challenge, Raleigh, N.C.

\$ Big Ten Tournament, Chicago, Ill.

* John Wooden Tradition, Indianapolis, Ind.

^ Boilermaker BlockBuster, Indianapolis, Ind.

Carl Landry's 2005-06 Season Game-by-Game

OPPONENT	MP	FG-A	PCT.	3PT-A	PCT.	FT-A	PCT.	R	PF	A	TO	BS	ST	TP
Wofford +	27	8-10	.800	1-1	1.000	5-6	.833	1-4-5	3	1	3	0	2	22
South Alabama +	31	10-13	.769	0-1	.000	15-17	.882	4-5-9	1	2	3	1	0	35
* vs. Xavier +	18	2-9	.222	1-4	.250	0-0	.000	0-1-1	4	1	2	1	0	5
> at Florida State +	27	3-6	.500	0-0	.000	3-3	1.000	4-2-6	4	1	4	0	0	9
at Evansville	20	1-5	.200	0-0	.000	3-5	.600	0-5-5	5	0	5	0	2	5
Chicago State														Did Not Play- Medical Redshirt
at Loyola-Chicago														Did Not Play- Medical Redshirt
New Orleans														Did Not Play- Medical Redshirt
IPFW														Did Not Play- Medical Redshirt
Tennessee-Martin														Did Not Play- Medical Redshirt
at No. 4 Memphis														Did Not Play- Medical Redshirt
at Northwestern														Did Not Play- Medical Redshirt
at Michigan														Did Not Play- Medical Redshirt
No. 19 Ohio State														Did Not Play- Medical Redshirt
Minnesota														Did Not Play- Medical Redshirt
at Penn State														Did Not Play- Medical Redshirt
at No. 11 Indiana														Did Not Play- Medical Redshirt
Northwestern														Did Not Play- Medical Redshirt
at No. 7 Illinois														Did Not Play- Medical Redshirt
No. 23 Iowa														Did Not Play- Medical Redshirt
Wisconsin														Did Not Play- Medical Redshirt
at No. 12 Michigan State														Did Not Play- Medical Redshirt
No. 22 Michigan														Did Not Play- Medical Redshirt
Penn State														Did Not Play- Medical Redshirt
at Minnesota														Did Not Play- Medical Redshirt
Indiana														Did Not Play- Medical Redshirt
at No. 9 Ohio State														Did Not Play- Medical Redshirt
^ Michigan State														Did Not Play- Medical Redshirt

+ Started

> ACC/Big Ten Challenge, Tallahassee, Fla.

* John Wooden Tradition, Indianapolis, Ind.

^ Big Ten Tournament, Indianapolis, Ind.

Carl Landry's Career Statistics

Season	GP-GS	MP	FG-FGA	PCT.	3PT-A	PCT.	FT-FTA	PCT.	REB	AVG.	PF-DQ	AS	TO	BS	ST	TP	AVG.
2004-05	25-25	757	160-259	.618	4-18	.222	132-195	.677	178	7.1	76-1	31	65	18	21	456	18.2
2005-06	^ 5-4	123	24-43	.558	4-11	.364	26-31	.839	26	5.2	17-1	5	17	2	4	76	15.2
TOTAL	30-29	880	184-302	.609	6-24	.250	158-226	.699	204	6.8	93-2	36	82	20	25	532	17.7

Carl Landry's Career Big Ten Statistics

Season	GP-GS	MP	FG-FGA	PCT.	3PT-A	PCT.	FT-FTA	PCT.	REB	AVG.	PF-DQ	AS	TO	BS	ST	TP	AVG.
2004-05	14-14	424	93-147	.633	3-11	.273	64-96	.667	89	6.4	42-0	18	38	10	6	253	18.1
TOTAL	14-14	424	93-147	.633	3-11	.273	64-96	.667	89	6.4	42-0	18	38	10	6	253	18.1

^ Redshirted the 2005-06 season after five games played



2 David Teague

Vitals: R-Senior ♦ 6-5 ♦ 196 ♦ Guard ♦ Indianapolis, Ind. ♦ Pike High School

Put-Backs: ^ 14.0 ppg. / 5.5 rpg. / 1.2 apg. / 0.9 spg.

^ Stats from 2004-05 season

Full Name

David Boyd Teague

Major

Sociology and psychology

Birth Date

June 4, 1983

Parents' Names

Patrice Kendrick and David Teague

2005-06 Season (Medically Redshirted)

▶ Missed 2005-06 season after suffering a torn ACL in his right knee on Nov. 14 in practice.

▶ Participated in individual workouts in March and began playing pickup games in June.

Junior Season (2004-05)

▶ Ranked 13th in the Big Ten in scoring, 12th in rebounding and fourth in three-point field goals made.

▶ Ranks fourth on Purdue's three-point field goals made list and is the school's 45th all-time leading scorer.

▶ Had the best all-around game of his career, with 14 points, seven assists and six rebounds against Michigan on Jan. 30.

▶ Had five 20-point games, including a 25-point outing against Penn State on Feb. 9, when he was 5 of 10 from behind the arc.

▶ Recorded first career double-double on Jan. 15 against Indiana, with 21 points and 11 rebounds.

▶ Returned to the lineup on Nov. 27 after suffering a broken right hand in practice on Nov. 1.

▶ Scored in double figures in 20 of 26 games, including a stretch of 15 in a row.

▶ Set a Purdue record for three-point field goal attempts, with 15 against Colorado State.

Sophomore Season (2003-04)

▶ Started all 31 games and ranked second on the team in scoring and rebounding, averaging 11.5 points and 5.2 rebounds.

▶ Scored in double figures in 22 games and led the Boilermakers in scoring in nine games and in rebounding in six contests.

▶ Ranks 14th in Purdue history with 97 three-point field goals and 11th in three-point field goal percentage (37.0).

Freshman Season (2002-03)

▶ Appeared in 30 games with two starts.

▶ Set freshman record for three-point field goals in a season with 35.

▶ Averaged 5.7 points and 2.2 rebounds per game.

▶ Ranked second on the team in three-pointers (35) and three-point attempts (97).

2001-02 (Bridgton Academy)

▶ Attended Bridgton Academy Prep School in Maine.

▶ Averaged 26.0 points, 9.0 rebounds and 2.0 steals.

High School (Pike)

▶ Averaged 15.3 points, 4.7 rebounds, 1.3 assists and 1.2 steals per game as a senior.

▶ Named all-conference, second-team all-county, Indianapolis *Star* all-county and second team all-state by the coaches.

▶ Earned distinguished athlete award his senior year and helped lead Pike to a state championship.

Personal

▶ Majoring in sociology and psychology

▶ Born June 4, 1983

▶ Son of Patrice Kendrick and David Teague

▶ Has two brothers, Shawn Williams and James Kendrick Jr., and one sister, Darrice

Teague's Season/Career Highs ^

Points

Season ----- 26 at Indiana, 2/22/05
Career ----- 26 at Indiana, 2/22/05

Rebounds

Season ----- 11 vs. Indiana, 1/15/05
Career ----- 11 vs. Indiana, 1/15/05

Field Goals

Season ----- 10 vs. Penn State, 2/9/05
Career ----- 10 vs. Penn State, 2/9/05

Field Goal Attempts

Season ----- 22 vs. Indiana, 1/15/05
Career ----- 22 vs. Indiana, 1/15/05

Three-Point Field Goals

Season ----- 6 vs. Colorado St., 12/11/04
Career ----- 6 vs. Colorado St., 12/11/04

Three-Point Attempts

Season ----- 15 vs. Colorado St., 12/11/04
Career ----- 15 vs. Colorado St., 12/11/04

Free Throws

Season ----- 7 vs. Milwaukee-Wis., 1/26/05
Career ----- 7 vs. Milwaukee-Wis., 1/26/05

Free Throws Attempts

Season ----- 10 at Michigan State, 1/18/05
Career ----- 10 at Michigan State, 1/18/05

Assists

Season ----- 7 vs. Michigan, 1/30/05
Career ----- 7 vs. Michigan, 1/30/05

Steals

Season ----- 3 vs Iowa, 3/10/05
Career ----- 3 vs Iowa, 3/10/05

Blocked Shots

Season ----- 2, twice
Career ----- 3, three times

Minutes Played

Season ----- 44 vs. Indiana, 1/15/05
Career ----- 44 vs. Indiana, 1/15/05

Miscellaneous	Season	Career
Games in double figures	20	46
Games with 10+ assists	0	0
Double-doubles	1	1

^ Season stats are from the 2004-05 season

David Teague's 2004-05 Season Game-by-Game

OPPONENT	MP	FG-A	PCT.	3PT-A	PCT.	FT-A	PCT.	R	PF	A	TO	BS	ST	TP
at Miami (Ohio)	Injured													
Detroit	Injured													
* vs. Cincinnati +	33	1-14	.071	0-8	.000	2-3	.667	3-5-8	5	1	4	1	1	4
> at No. 16 N.C. State +	31	2-11	.182	1-7	.143	1-3	.333	0-6-6	2	1	1	0	1	6
Memphis +	37	6-19	.316	3-10	.300	0-0	.000	1-1-2	2	1	1	0	15	
Oklahoma +	31	3-17	.176	3-9	.333	0-0	.000	3-2-5	2	1	5	0	1	9
Colorado State +	39	7-19	.368	6-15	.400	3-3	1.000	2-4-6	0	1	2	0	1	23
^ vs. Evansville +	39	6-13	.462	2-6	.333	1-2	.500	0-7-7	1	0	2	0	2	15
Baylor +	33	6-15	.400	3-9	.333	2-2	1.000	1-4-5	3	0	1	0	1	17
Eastern Illinois +	34	5-12	.417	1-6	.167	2-7	2.86	0-4-4	2	3	0	0	0	13
Wisconsin +	39	9-16	.563	0-3	.000	2-2	1.000	1-5-6	3	0	0	1	1	20
No. 1 Illinois +	39	4-10	.400	2-4	.500	0-0	.000	1-2-3	3	0	1	0	0	10
at Minnesota +	36	6-16	.375	2-8	.250	1-2	.500	2-4-6	4	0	1	0	2	15
Indiana +	44	7-22	.318	4-10	.400	3-3	1.000	4-7-11	5	1	1	0	2	21
at No. 12 Michigan St +	37	3-7	.439	1-3	.333	6-10	.600	0-0-3	3	2	3	0	1	13
at No. 23 Iowa +	23	4-10	.400	3-6	.500	0-0	.000	2-0-2	5	1	1	0	0	11
Milwaukee-Wis. +	31	3-8	.375	2-7	.286	7-7	1.000	0-1-1	2	0	1	1	1	15

OPPONENT	MP	FG-A	PCT.	3PT-A	PCT.	FT-A	PCT.	R	PF	A	TO	BS	ST	TP
Michigan +	33	4-10	.400	3-7	.429	3-4	.750	0-6-6	1	7	1	0	2	14
at Ohio State +	39	5-11	.455	4-8	.500	0-0	.000	2-2-4	2	0	1	2	0	14
at Northwestern +	38	4-12	.333	1-6	.167	2-2	1.000	0-9-9	4	2	3	0	0	11
Penn State +	35	10-16	.625	5-10	.500	0-0	.000	3-4-7	2	3	2	1	0	25
Iowa +	40	4-12	.333	1-4	.250	0-0	.000	1-4-5	1	2	0	0	0	9
No. 10 Michigan State +	37	6-18	.333	2-8	.250	1-2	.500	2-5-7	1	1	1	0	0	15
at Indiana +	34	8-15	.533	4-8	.500	6-6	1.000	2-1-3	4	0	2	1	2	26
Minnesota +	38	4-14	.286	1-5	.200	3-4	.750	1-7-8	5	0	3	0	0	12
at No. 1 Illinois +	33	2-15	.133	0-6	.000	0-0	.000	2-4-6	3	1	3	0	2	4
at No. 23 Wisconsin +	28	6-14	.429	3-6	.500	2-4	.500	2-6-8	3	1	0	0	1	17
\$ vs. Iowa +	40	3-10	.333	1-5	.200	2-4	.500	0-5-5	1	2	3	0	3	9

+ Started
 > ACC/Big Ten Challenge, Raleigh, N.C.
 \$ Big Ten Tournament, Chicago, Ill.

* John Wooden Tradition, Indianapolis, Ind.
 ^ Boilermaker BlockBuster, Indianapolis, Ind.

David Teague's 2002-03 Season Game-by-Game

OPPONENT	MP	FG-A	PCT.	3PT-A	PCT.	FT-A	PCT.	R	PF	A	TO	BS	ST	TP
Miami (Ohio)	20	3-10	.300	3-9	.333	1-2	.500	1-2-3	0	2	1	0	0	10
* vs. Louisville	16	0-2	.000	0-2	.000	2-3	.667	0-3-3	2	1	0	1	1	2
at No. 16 Xavier	10	1-2	.500	1-2	.500	0-0	.000	1-0-1	0	0	0	0	0	3
^ M. Tennessee St.	22	2-9	.222	2-4	.500	3-4	.750	0-3-3	2	0	1	0	0	9
^ San Diego	17	4-6	.667	4-5	.800	0-0	.000	0-1-1	0	1	1	1	1	12
> vs. No. 7 Indiana	16	2-5	.400	1-3	.333	0-0	.000	0-2-2	4	1	0	0	0	5
Belmont	3	1-2	.500	1-1	1.000	0-0	.000	0-1-1	1	0	0	0	0	3
# vs. Arizona State	20	0-3	.000	0-3	.000	0-0	.000	1-1-2	0	0	1	0	0	0
Valparaiso	17	6-14	.428	5-9	.555	0-0	.000	2-2-4	0	0	2	0	1	17
Colorado State	12	2-5	.400	0-1	.000	0-0	.000	0-2-2	0	0	1	0	0	4
Montana	18	2-9	.222	2-6	.333	2-2	1.000	0-2-2	1	0	1	0	0	8
Northwestern	10	2-3	.666	1-2	.500	0-0	.000	0-1-1	0	2	0	0	1	5
Michigan State	5	1-2	.500	1-2	.500	0-0	.000	0-1-1	0	0	0	0	0	3
at Penn State	11	2-4	.500	1-2	.500	0-0	.000	1-2-3	1	1	0	0	0	5
at No. 18 Illinois	8	1-3	.333	0-2	.000	0-0	.000	0-0-0	0	0	0	0	0	2
No. 14 Indiana	8	1-1	1.000	0-0	.000	0-0	.000	0-0-0	1	0	2	0	0	2
Ohio State	15	3-7	.429	2-5	.400	0-0	.000	1-3-4	1	0	0	0	0	8
at Iowa	12	2-4	.500	1-3	.333	3-4	.750	0-1-1	2	0	1	0	0	8
Wisconsin	17	2-6	.333	1-4	.250	0-0	.000	1-2-3	1	0	0	1	0	5
at Minnesota	24	5-9	.556	2-3	.667	0-0	.000	0-1-1	0	0	1	1	1	12
at Northwestern	13	1-3	.333	0-1	.000	0-0	.000	1-1-2	2	0	1	1	1	2
No. 14 Illinois	9	4-6	.667	1-1	1.000	0-0	.000	0-1-1	2	0	0	1	0	9
Michigan	10	2-5	.400	1-4	.250	0-0	.000	2-1-3	1	0	1	0	0	5
at Ohio State	23	2-11	.182	1-6	.167	0-0	.000	3-2-5	0	0	0	0	0	5
Penn State	17	1-3	.333	1-2	.500	0-0	.000	0-2-2	1	1	0	0	1	3
at Michigan State	17	1-2	.500	0-1	.000	2-2	1.000	2-3-5	0	1	1	0	0	4
at Michigan +	30	3-9	.333	1-7	.143	0-0	.000	0-2-2	0	2	2	0	0	7
% vs. Michigan State +	20	2-6	.333	1-2	.500	0-0	.000	1-2-3	0	0	1	1	1	5
< vs. LSU	14	2-4	.500	1-1	1.000	0-0	.000	0-2-2	0	1	0	0	0	5
< vs. No. 5 Texas	10	2-6	.333	0-4	.000	0-0	.000	2-2-4	0	0	0	0	0	4

+ Started * Wooden Tradition, Indianapolis, Ind., ^ Boilermaker Invitational, West Lafayette, Ind.
 > Duel in the Dome, Indianapolis, Ind., # Las Vegas Shootout, Las Vegas, Nev.
 % Big Ten Tournament, Chicago, Ill., < NCAA Tournament, Birmingham, Ala.

David Teague's 2003-04 Season Game-by-Game

OPPONENT	MP	FG-A	PCT.	3PT-A	PCT.	FT-A	PCT.	R	PF	A	TO	BS	ST	TP
Samford +	25	4-12	.333	2-7	.286	0-0	.000	0-1-1	0	1	0	0	1	10
vs. Texas State +	20	1-9	.111	0-4	.000	0-0	.000	2-1-3	1	1	1	0	1	2
vs. Seton Hall +	23	3-9	.333	1-4	.250	0-0	.000	1-2-3	4	2	1	1	1	7
vs. No. 2 Duke +	32	7-12	.583	3-7	.429	2-2	1.000	1-5-6	1	3	1	1	0	19
Clemson +	30	5-9	.556	2-3	.667	0-0	.000	0-4-4	1	0	0	1	0	12
Chicago State +	23	2-7	.286	2-6	.333	4-6	.667	2-3-5	2	0	0	0	2	10
at No. 11 Oklahoma +	30	3-10	.300	2-6	.333	3-6	.500	3-4-7	1	0	2	0	2	11
vs. Cent. Michigan +	22	2-7	.286	0-2	.000	2-2	1.000	1-7-8	0	0	1	0	1	6
IPFW +	27	1-7	.143	0-3	.000	4-5	.800	0-3-3	2	1	1	0	1	6
SMU +	27	4-12	.333	2-8	.250	1-2	.500	3-3-6	4	1	1	0	0	11
Evansville +	29	4-10	.400	2-7	.286	0-0	.000	0-5-5	0	3	1	1	1	10
at Colorado State +	24	5-10	.500	2-4	.500	3-4	.750	1-2-3	2	0	1	0	2	15
at Baylor +	25	3-7	.429	2-4	.500	0-0	.000	0-1-1	0	2	0	0	2	8
at Iowa +	24	4-11	.364	1-5	.200	0-0	.000	2-3-5	4	0	3	0	1	9
at No. 19 Illinois +	32	6-11	.545	3-4	.750	0-0	.000	0-5-5	0	2	0	0	0	15
No. 19 Wisconsin +	33	4-9	.444	3-5	.600	0-0	.000	1-4-5	1	0	0	0	0	11
Minnesota +	37	5-10	.500	4-7	.571	4-4	1.000	1-4-5	2	0	2	0	1	18
Michigan State +	41	4-9	.444	3-6	.500	2-3	.667	1-3-4	2	1	0	0	2	13
at Indiana +	37	4-11	.364	1-4	.250	0-0	.000	1-7-8	1	1	1	0	0	9
Ohio State +	39	8-16	.500	4-9	.444	2-2	1.000	3-4-7	1	0	1	2	1	22
at Penn State +	35	5-15	.333	4-10	.400	0-0	.000	1-4-5	2	0	0	0	0	14
at Michigan +	35	6-13	.462	2-6	.333	0-1	.000	1-6-7	2	0	0	0	1	14
Northwestern +	32	0-7	.000	0-5	.000	0-1	.000	0-8-8	2	1	1	0	0	0
Indiana +	31	6-11	.545	3-4	.750	2-3	.667	1-5-6	1	2	1	1	0	17
at Michigan State +	24	1-8	.125	1-4	.250	2-2	1.000	0-6-6	3	0	0	0	2	5
at Minnesota +	29	5-8	.625	2-2	1.000	1-2	.500	1-6-7	0	0	1	0	2	13
at No. 15 Wisconsin +	15	4-5	.800	1-1	1.000	3-3	1.000	0-2-2	4	1	0	0	0	12
No. 18 Illinois +	37	7-12	.583	3-5	.600	0-0	.000</							



12 Tarrance Crump

Vitals: R-Junior ♦ 6-1 ♦ 181 ♦ Guard ♦ Decatur, Ala. ♦ Decatur HS/ Shelton State CC
Put-Backs: ^ 16.0 ppg. / 7.0 apg.

^ Stats from 2004-05 season at Shelton State Community College

Personal

Full Name

Tarrance Lamont Crump Jr.

Major

Organizational leadership and supervision

Birth Date

Oct. 11, 1983

Parents' Names

Tarrance Crump and Marylin Williams

2005-06 Season

- ▶ Did not play during the 2005-06 season.

Sophomore Season (2004-05) at Shelton State Community College

- ▶ Named top 10 junior college All-America by *Slam* Magazine.
- ▶ Averaged 16.0 points and 7.0 assists per game.
- ▶ Received Bud Obee Most Outstanding Small Player Award at national junior college tournament.
- ▶ Named third team junior college All-American.
- ▶ Led team to a 28-6 record and an eighth-place finish in the national junior college tournament.

Freshman Season (2003-04) at Shelton State Community College

- ▶ Transferred from Carl Albert Community College.

High School (Decatur)

- ▶ Averaged 22.0 points and 6.0 assists per game.

Personal

- ▶ Enrolled in the school liberal arts.
- ▶ Born Oct. 11, 1983.
- ▶ Tarrance Crump and Marylin Williams.



20 Marcus Green

Vitals: Sophomore ♦ 6-4 ♦ 215 ♦ Guard ♦ Franklin Park, Ill. ♦ Leyden High School
Put-Backs: 5.5 ppg. / 2.5 rpg. / 0.9 apg. / 0.5 spg.

Full Name

Marcus O'Neil Green

Major

Organizational leadership and supervision

Birth Date

Jan. 28, 1987

Parents' Names

Terry Green

Freshman Season (2005-06)

- ▶ Played in all 28 games with 13 starts.
- ▶ Averaged 5.5 points and 2.5 rebounds.
- ▶ Scored a career-high 23 points on 9-of-13 shooting against No. 22 Michigan.
- ▶ Scored in double figures in three games.
- ▶ Shot 87.1 percent from the foul line.

High School (East Leyden)

- ▶ Averaged 15.0 points and 10.0 and rebounds per game.
- ▶ Team MVP and named to West Suburban All-Conference team.
- ▶ Named to the *Daily Herald* All-Area squad as a junior and a senior.
- ▶ Played in the annual City-Suburban High School All Star Game as a senior.
- ▶ Named MVP of the Windy City Classic AAU Tournament.

Personal

- ▶ Majoring in organizational leadership and supervision.
- ▶ Born Jan. 28, 1987.
- ▶ Son of Terry Green.
- ▶ Has two brothers, James and Alan and a sister, Erica.

Green's Season/Career Highs

Points

Season ----- 23 vs Michigan, 2/11/06
 Career ----- 23 vs Michigan, 2/11/06

Rebounds

Season ----- 9 vs Chicago State, 12/6/05
 Career ----- 9 vs Chicago State, 12/6/05

Field Goals

Season ----- 9 vs Michigan, 2/11/06
 Career ----- 9 vs Michigan, 2/11/06

Field Goal Attempts

Season ----- 13 vs Michigan, 2/11/06
 Career ----- 13 vs Michigan, 2/11/06

Three-Point Field Goals

Season ----- 4 vs Michigan, 2/11/06
 Career ----- 4 vs Michigan, 2/11/06

Three-Point Attempts

Season ----- 6 vs Michigan, 2/11/06
 Career ----- 6 vs Michigan, 2/11/06

Free Throws

Season ----- 5, twice
 Career ----- 5, twice

Free Throws Attempts

Season ----- 6, twice
 Career ----- 6, twice

Assists

Season ----- 3 vs South Alabama, 11/22/05
 Career ----- 3 vs South Alabama, 11/22/05

Steals

Season ----- 3, twice
 Career ----- 3, twice

Blocked Shots

Season ----- 2, twice
 Career ----- 2, twice

Minutes Played

Season ----- 30 vs Tenn.-Martin, 12/28/05
 Career ----- 30 vs Tenn.-Martin, 12/28/05

Miscellaneous

	Season	Career
Games in double figures	3	3
Games with six + assists	0	0

Marcus Green's 2005-06 Season Game-by-Game

OPPONENT	MP	FG-A	PCT.	3PT-A	PCT.	FT-A	PCT.	R	PF	A	TO	BS	ST	TP
Wofford +	21	2-5	.400	1-3	.333	1-1	1.000	1-0-1	1	2	3	0	0	6
South Alabama	17	2-3	.667	0-0	.000	0-0	.000	1-0-1	2	3	2	0	1	4
* vs. Xavier	18	2-5	.400	1-2	.500	0-0	.000	1-2-3	3	1	1	0	0	5
> at Florida State	12	0-3	.000	0-0	.000	0-0	.000	1-0-1	5	1	0	1	1	0
at Evansville +	19	3-4	.750	0-1	.000	3-3	1.000	1-1-2	4	0	1	0	0	9
Chicago State +	23	1-4	.250	0-2	.000	2-2	1.000	4-5-9	2	0	3	2	0	4
at Loyola-Chicago +	22	4-10	.400	1-5	.200	5-6	.833	2-2-4	1	1	1	2	0	14
New Orleans +	15	0-4	.000	0-1	.000	0-0	.000	1-3-4	4	0	1	0	3	0
IPFW +	14	2-4	.500	1-2	.500	0-0	.000	1-0-1	2	1	0	0	0	5
Tennessee-Martin +	30	1-3	.333	0-2	.000	5-6	.833	2-1-3	4	1	3	1	0	7
at No. 4 Memphis +	24	3-7	.429	1-4	.250	2-2	1.000	0-0-1	1	2	2	1	1	9
at Northwestern +	15	0-2	.000	0-1	.000	0-0	.000	0-3-3	0	1	1	0	0	0
at Michigan +	19	2-4	.500	2-4	.500	0-0	.000	0-2-2	3	2	1	0	1	6
No. 19 Ohio State +	24	4-6	.667	1-3	.333	0-0	.000	1-3-4	4	0	4	0	3	9
Minnesota +	20	3-5	.600	0-2	.000	0-0	.000	1-2-3	2	1	2	0	0	6
at Penn State +	26	2-5	.400	0-3	.000	0-0	.000	1-3-4	2	0	5	0	0	4
at No. 11 Indiana	20	0-2	.000	0-1	.000	0-1	.000	1-3-4	3	0	2	0	0	0
Northwestern	5	1-1	1.000	0-0	.000	0-0	.000	0-0-0	1	0	0	0	1	2
at No. 9 Illinois	28	3-6	.500	2-4	.500	3-3	1.000	1-1-4	1	1	0	0	0	11
No. 23 Iowa	18	1-4	.250	0-1	.000	0-0	.000	1-0-1	1	1	4	0	0	2
Wisconsin	16	2-3	.667	0-1	.000	0-0	.000	0-1-1	1	0	2	0	1	4
at No. 12 Michigan St.	17	2-4	.500	0-1	.000	0-0	.000	0-1-1	1	1	1	0	2	4
No. 22 Michigan	26	9-13	.692	4-6	.667	1-1	1.000	1-1-2	1	0	0	0	0	23
Penn State	22	3-11	.273	0-5	.000	2-2	1.000	1-2-3	3	0	1	2	1	8
at Minnesota	25	3-6	.500	0-2	.000	3-4	.750	1-1-2	1	2	1	0	3	9
Indiana	10	0-3	.000	0-2	.000	0-0	.000	0-2-2	2	1	1	0	0	0
at No. 9 Ohio State	26	2-9	.182	0-3	.000	0-0	.000	3-3-6	1	3	3	2	1	4
^ Michigan State	9	0-0	.000	0-0	.000	0-0	.000	0-1-1	4	0	2	0	0	0

+ Started

> ACC/Big Ten Challenge, Tallahassee, Fla.

* John Wooden Tradition, Indianapolis, Ind.

^ Big Ten Tournament, Indianapolis, Ind.

Marcus Green's Career Statistics

Season	GP-GS	MP	FG-FGA	PCT.	3PT-A	PCT.	FT-FTA	PCT.	REB	AVG.	PF-DQ	AS	TO	BS	ST	TP	AVG
2005-06	28-13	539	57-136	.419	14-63	.222	27-31	.871	71	2.5	63-1	25	52	10	19	155	5.5
TOTAL	28-13	539	57-136	.419	14-63	.222	27-31	.871	71	2.5	63-1	25	52	10	19	155	5.5

Marcus Green's Career Big Ten Statistics

Season	GP-GS	MP	FG-FGA	PCT.	3PT-A	PCT.	FT-FTA	PCT.	REB	AVG.	PF-DQ	AS	TO	BS	ST	TP	AVG
2005-06	16-5	317	37-84	.440	9-39	.231	9-11	.818	39	2.4	30-0	13	28	4	13	92	5.8
TOTAL	16-5	317	37-84	.440	9-39	.231	9-11	.818	39	2.4	30-0	13	28	4	13	92	5.8



4 Chris Lutz

Vitals: Sophomore ♦ 6-2 ♦ 190 ♦ Guard ♦ Bedford, N.H. ♦ Trinity HS/ Brewster Prep
Put-Backs: 9.2 ppg. / 2.3 rpg. / 2.1 apg. / 0.7 spg.

Full Name
Chris Ryan Lutz

Major
Undecided

Birth Date
Feb. 11, 1985

Parents' Names
Wayne and Luz Lutz

Freshman Season (2005-06)

- ▶ Played in all 28 games with 24 starts.
- ▶ Averaged 9.2 points, the second highest average among all freshmen in the Big Ten.
- ▶ Named to the Big Ten All-Freshman Team.
- ▶ Set Purdue's freshman three-point field goal record with 53.
- ▶ Scored in double figures in 14 games, including a career-high 20 against New Orleans.
- ▶ Connected on a least three, three-point field goals in eight games.

Freshman Season (2004-05) at Brewster Academy Prep School

- ▶ Averaged 15.5 points, 4.5 rebounds and 5.5 assists per game.
- ▶ All-New England prep school selection.

High School (Trinity)

- ▶ Averaged 20.0 points, 5.0 rebounds and 5.0 assists as a senior.
- ▶ 2003-04 McDonald's All American Game nominee
- ▶ Three-time first team All-State selection
- ▶ Trinity's all-time leading scorer with over 1,600 points.

- ▶ Team captain for senior season.

Personal

- ▶ Enrolled in the College of Liberal Arts
- ▶ Born Feb. 11, 1985
- ▶ Son of Wayne and Luz Lutz

Lutz's Season/Career Highs

Points

Season ----- 20 vs. New Orleans 12/17/05
 Career ----- 20 vs. New Orleans 12/17/05

Rebounds

Season ----- 6 vs Wisconsin, 2/4/06
 Career ----- 6 vs Wisconsin, 2/4/06

Field Goals

Season ----- 7 vs New Orleans 12/17/05
 Career ----- 7 vs New Orleans 12/17/05

Field Goal Attempts

Season ----- 16 vs Chicago State, 12/6/05
 Career ----- 16 vs Chicago State, 12/6/05

Three-Point Field Goals

Season ----- 5 vs. Chicago State, 12/6/05
 Career ----- 5 vs. Chicago State, 12/6/05

Three-Point Attempts

Season ----- 11 vs IPFW, 12/20/05
 Career ----- 11 vs IPFW, 12/20/05

Free Throws

Season ----- 4 vs. Xavier, 11/26/05
 Career ----- 4 vs. Xavier, 11/26/05

Free Throws Attempts

Season ----- 5 vs. Xavier, 11/26/05
 Career ----- 5 vs. Xavier, 11/26/05

Assists

Season ----- 6 vs Wisconsin, 2/4/06
 Career ----- 6 vs Wisconsin, 2/4/06

Steals

Season ----- 4 vs Evansville, 12/3/05
 Career ----- 4 vs Evansville, 12/3/05

Blocked Shots

Season ----- 2 vs Chicago State, 12/6/05
 Career ----- 2 vs Chicago State, 12/6/05

Minutes Played

Season ----- 45 vs Northwestern 1/25/06
 Career ----- 45 vs Northwestern 1/25/06

Miscellaneous	Season	Career
Games in double figures	14	14
Games with six + assists	1	1

Chris Lutz's 2005-06 Season Game-by-Game

OPPONENT	MP	FG-A	PCT.	3PT-A	PCT.	FT-A	PCT.	R	PF	A	TO	BS	ST	TP
Wofford +	24	1-8	.125	1-6	.167	0-0	.000	1-3-4	1	3	5	0	1	3
South Alabama +	27	3-7	.429	2-5	.400	2-2	1.0000	4-4	1	1	3	1	2	10
* vs. Xavier	28	4-6	.667	3-4	.750	4-5	.800	0-2-2	3	1	0	0	1	15
> at Florida State	29	3-9	.333	2-7	.286	2-2	1.0000	2-2	2	0	3	1	0	10
at Evansville +	32	5-11	.445	2-5	.400	2-3	.667	1-2-3	1	3	2	0	4	14
Chicago State +	37	6-16	.375	5-10	.500	0-0	.000	0-1-1	4	4	2	2	1	17
at Loyola-Chicago +	20	1-5	.200	0-2	.000	0-0	.000	0-1-1	5	0	2	0	0	2
New Orleans +	33	7-13	.538	4-9	.444	2-4	.500	0-3-3	2	0	6	0	0	20
IPFW +	29	6-14	.429	4-11	.363	2-2	1.0000	3-3	4	0	5	0	0	18
Tennessee-Martin +	29	3-10	.300	2-7	.286	3-3	1.0000	2-2	2	3	3	0	1	11
at No. 4 Memphis +	38	4-11	.363	3-6	.500	2-2	1.0000	3-3	3	2	2	0	0	13
at Northwestern +	36	4-8	.500	3-6	.500	1-2	.500	0-2-2	2	1	4	0	1	12
at Michigan +	28	2-7	.286	0-3	.000	0-0	.000	0-0-0	2	1	4	0	0	4
No. 19 Ohio State +	23	1-4	.250	1-2	.500	0-0	.000	0-3-3	1	1	3	0	0	3
Minnesota	24	3-5	.600	3-5	.600	0-0	.000	1-1-2	3	2	2	0	0	9
at Penn State	22	1-7	.143	1-6	.167	0-0	.000	0-0-0	1	1	1	0	0	3
at No. 11 Indiana +	25	2-4	.500	1-3	.333	0-1	.000	0-1-1	4	0	0	1	0	5
Northwestern +	45	4-8	.500	4-8	.500	0-0	.000	0-2-2	4	2	2	0	1	12
at No. 7 Illinois +	25	2-7	.286	1-5	.200	2-2	1.0001	0-1	3	1	2	0	0	7
No. 23 Iowa +	38	3-12	.250	2-9	.222	0-0	.000	0-3-3	3	1	4	0	1	8
Wisconsin +	35	4-8	.500	2-3	.667	2-3	.667	1-5-6	1	6	3	0	0	12
at No. 12 Michigan St +	32	2-5	.400	1-3	.333	0-0	.000	0-1-1	3	2	3	0	0	5
No. 22 Michigan +	35	4-6	.667	1-3	.333	5-6	.833	0-2-2	2	1	2	0	1	14
Penn State +	33	4-12	.333	1-8	.125	1-2	.500	0-4-4	4	3	0	0	1	10
at Minnesota +	37	1-5	.200	1-2	.500	0-0	.000	1-1-2	0	3	3	0	1	3
Indiana +	33	3-8	.375	1-4	.250	0-0	.000	0-2-2	4	3	1	0	1	7
at No. 9 Ohio State +	21	2-8	.250	1-4	.250	0-0	.000	0-2-2	5	0	2	0	0	5
^ Michigan State +	38	2-9	.222	1-6	.166	0-0	.000	1-2-3	3	2	2	0	0	5

+ Started

* John Wooden Tradition, Indianapolis, Ind.

> ACC/Big Ten Challenge, Tallahassee, Fla.

^ Big Ten Tournament, Indianapolis, Ind.

Chris Lutz's Career Statistics

Season	GP-GS	MP	FG-FGA	PCT.	3PT-A	PCT.	FT-FTA	PCT.	REB	AVG.	PF-DQ	AS	TO	BS	ST	TP	AVG
2005-06	28-24	856	87-233	.373	53-152	.349	30-39	.769	63	2.3	75-2	47	71	5	17	257	9.2
TOTAL	28-24	856	87-233	.373	53-152	.349	30-39	.769	63	2.3	75-2	47	71	5	17	257	9.2

Chris Lutz's Career Big Ten Statistics

Season	GP-GS	MP	FG-FGA	PCT.	3PT-A	PCT.	FT-FTA	PCT.	REB	AVG.	PF-DQ	AS	TO	BS	ST	TP	AVG
2005-06	16-14	492	42-114	.368	24-74	.324	11-16	.688	32	2.0	42-0	28	36	1	7	119	7.4
TOTAL	16-14	492	42-114	.368	24-74	.324	11-16	.688	32	2.0	42-0	28	36	1	7	119	7.4



33 Nate Minnoy

Vitals: Sophomore ♦ 6-3 ♦ 270 ♦ Guard/Forward ♦ Chicago, Ill. ♦ Hales Franciscan
Put-Backs: 10.2 ppg. / 5.1 rpg. / 2.4 apg. / 0.9 spg.

Full Name

Nathaniel Aaron Minnoy

Major

Organizational leadership and supervision

Birth Date

Nov. 26, 1986

Mother's Name

Johnetta Goodar

Freshman Season (2005-06)

- ▶ Played in 13 games with 12 starts.
- ▶ Missed 15 games after tearing MCL in game at Northwestern on Jan. 4.
- ▶ Averaged 10.2 points and 5.1 rebounds per game.
- ▶ Ranks ninth on the freshman field goal percentage list after shooting 50.5 percent from the field.
- ▶ Led the team in charges drawn despite playing in only 13 games.

High School (Hales Franciscan)

- ▶ Averaged 17.9 points, 7.7 rebounds and 2.2 assists per game.
- ▶ Named Co-MVP of the East Team in Chicago's Roundball Classic.
- ▶ Rated as one of the nation's top 75 high school seniors by rivals.com.
- ▶ Led Hales Franciscan to a 30-4 record and a Class A State Championship.
- ▶ Named to the 2004-05 All State second team.

Personal

- ▶ Majoring in organizational leadership and supervision.
- ▶ Born Nov. 26, 1986.
- ▶ Son of Johnetta Goodar.
- ▶ Has one brother, Daniel and a sister, Jeanelle.

Minnoy's Season/Career Highs

Points

Season -----25 vs Wofford, 11/19/05
 Career -----25 vs Wofford, 11/19/05

Rebounds

Season -----9, twice
 Career -----9, twice

Field Goals

Season -----11 vs Wofford, 11/19/05
 Career -----11 vs Wofford, 11/19/05

Field Goal Attempts

Season -----13 vs Wofford, 11/19/05
 Career -----13 vs Wofford, 11/19/05

Three-Point Field Goals

Season -----2, twice
 Career -----2, twice

Three-Point Attempts

Season -----4 vs South Alabama, 11/22/05
 Career -----4 vs South Alabama, 11/22/05

Free Throws

Season -----3 vs Chicago State, 12/6/05
 Career -----3 vs Chicago State, 12/6/05

Free Throws Attempts

Season -----6, three times
 Career -----6, three times

Assists

Season -----6 vs Chicago State, 12/6/05
 Career -----6 vs Chicago State, 12/6/05

Steals

Season -----3 vs. New Orleans 12/17/05
 Career -----3 vs. New Orleans 12/17/05

Blocked Shots

Season -----2 vs South Alabama, 11/22/05
 Career -----2 vs South Alabama, 11/22/05

Minutes Played

Career -----37 vs Chicago State, 12/6/05
 Career -----37 vs Chicago State, 12/6/05

Miscellaneous	Season	Career
Games in double figures	9	9
Games with six + assists	1	1

Nate Minnoy's 2005-06 Season Game-by-Game

OPPONENT	MP	FG-A	PCT.	3PT-A	PCT.	FT-A	PCT.	R	PF	A	TO	BS	ST	TP	
Wofford +	28	11-13	.846	2-2	1.000	1-6	.167	0-5	5	1	1	4	1	0	25
South Alabama +	33	5-10	.500	2-4	.500	1-1	1.000	0-5	5	1	4	1	2	1	13
* vs. Xavier +	32	3-10	.300	0-4	.000	1-2	.500	2-3	5	2	4	3	0	2	7
> at Florida State +	27	5-11	.455	1-3	.333	1-3	.333	3-1	4	2	0	7	0	0	11
at Evansville +	22	5-8	.625	0-1	.000	2-4	.500	1-4	5	4	1	2	0	0	12
Chicago State +	37	5-11	.455	0-0	.000	3-6	.500	0-4	4	3	6	2	0	2	13
at Loyola-Chicago +	32	5-7	.714	1-2	.500	0-2	.000	2-7	9	4	2	4	0	0	11
New Orleans +	24	4-9	.444	0-2	.000	0-1	.000	2-2	4	4	3	4	0	3	8
IPFW +	26	4-7	.571	0-1	.000	4-6	.667	2-7	9	3	0	2	0	1	12
Tennessee-Martin +	26	7-12	.583	0-1	.000	1-2	.500	4-3	7	2	2	3	0	2	15
at Memphis +	22	2-4	.500	0-0	.000	1-2	.500	1-5	6	5	3	4	0	1	5
at Northwestern +	3	0-0	.000	0-0	.000	0-0	.000	0-0	0	0	3	0	0	0	0
at Michigan	Out with Injury														
Ohio State	Out with Injury														
Minnesota	Out with Injury														
at Penn State	Out with Injury														
at Indiana	Out with Injury														
Northwestern	Out with Injury														
at Illinois	Out with Injury														
Iowa	Out with Injury														
Wisconsin	Out with Injury														
at Michigan State	Out with Injury														
Michigan	Out with Injury														
Penn State	Out with Injury														
at Minnesota	Out with Injury														
Indiana	Out with Injury														
at Ohio State	Out with Injury														
^ Michigan State	12	0-9	.000	0-0	.000	0-0	.000	2-1	3	3	2	0	0	0	0

+ starter

> ACC/Big Ten Challenge, Tallahassee, Fla.

* John Wooden Tradition, Indianapolis, Ind.

^ Big Ten Tournament, Indianapolis, Ind.

Nate Minnoy's Career Statistics

Season	GP-GS	MP	FG-FGA	PCT.	3PT-A	PCT.	FT-FTA	PCT.	REB	AVG.	PF-DQ	AS	TO	BS	ST	TP	AVG
2005-06	13-12	324	56-111	.505	6-20	.300	14-32	.438	66	5.1	34-1	31	36	3	12	132	10.2
TOTAL	13-12	324	56-111	.505	6-20	.300	14-32	.438	66	5.1	34-1	31	36	3	12	132	10.2

Nate Minnoy's Career Big Ten Statistics

Season	GP-GS	MP	FG-FGA	PCT.	3PT-A	PCT.	FT-FTA	PCT.	REB	AVG.	PF-DQ	AS	TO	BS	ST	TP	AVG
2005-06	1-1	3	0-0	.000	0-0	.000	0-0	.000	0	0.0	0-0	3	0	0	0	0	0.0
TOTAL	1-1	3	0-0	.000	0-0	.000	0-0	.000	0	0.0	0-0	3	0	0	0	0	0.0



44 Geno Parker

Vitals: R-Freshman ♦ 6-4 ♦ 181 ♦ Guard ♦ Fort Wayne, Ind. ♦ Snider High School

Put-Backs: 15.0 ppg. / 4.0 rpg. / 4.0 apg.

^ Stats from senior year in high school

Full Name

Geno Elijah Parker

Major

Organizational leadership and supervision

Birth Date

April 15, 1985

Parents' Names

Eugene and June Parker

2005-06 Season (Medically Redshirted)

- ▶ Sat out the 2005-06 season with a hip injury.

High School (Snider)

- ▶ Averaged 15.0 points, 4.0 rebounds and 4.0 assists per game.

- ▶ Three year varsity player

Personal

- ▶ Plans on majoring in organization leadership and supervision.
- ▶ Born April 15, 1985.
- ▶ Son of Eugene and June Parker.
- ▶ Father, Eugene, played at Purdue from 1975 to 1978.



11 Bobby Riddell

Vitals: Sophomore ♦ 5-9 ♦ 165 ♦ Guard ♦ Lafayette, Ind. ♦ Harrison High School
Put-Backs: 2.2 ppg. / 0.5 rpg. / 0.5 apg.

Full Name

Robert George Riddell

Major

Accounting

Birth Date

April 27, 1986

Parents' Names

Robert and Kathy Riddell

Freshman Season (2005-06)

- ▶ Appeared in 20 games.
- ▶ Scored in nine games off the bench.
- ▶ Scored a career-high 10 points against Chicago State.
- ▶ Scored in five of the final six games.
- ▶ Connected on 11 of 24 three-point field goal attempts (.458).

High School (Harrison)

- ▶ Named all-conference as a senior.
- ▶ Team MVP as a senior
- ▶ Earned Lafayette Journal & Courier's big school player of year honors

Personal

- ▶ Has two sisters, Beth and Katie

Riddell's Season/Career Highs

Points

Season ----- 10 vs Chicago State, 12/6/05
 Career ----- 10 vs Chicago State, 12/6/05

Rebounds

Season ----- 3 vs Indiana, 3/1/06
 Career ----- 3 vs Indiana 3/1/06

Field Goals

Season ----- 3 vs Penn State, 2/18/06
 Career ----- 3 vs Penn State, 2/18/06

Field Goal Attempts

Season ----- 7 vs Penn State, 2/18/06
 Career ----- 7 vs Penn State, 2/18/06

Three-Point Field Goals

Season ----- 3 vs. Penn State, 2/18/06
 Career ----- 3 vs. Penn State, 2/18/06

Three-Point Attempts

Season ----- 7 vs. Penn State, 2/18/06
 Career ----- 7 vs. Penn State, 2/18/06

Free Throws

Season ----- 4 vs Chicago State, 12/6/05
 Career ----- 4 vs Chicago State, 12/6/05

Free Throws Attempts

Season ----- 4 vs Chicago State, 12/6/05
 Career ----- 4 vs Chicago State, 12/6/05

Assists

Season ----- 2 vs Michigan 2/11/06
 Career ----- 2 vs Michigan 2/11/06

Steals

Season ----- 2 vs Michigan 2/11/06
 Career ----- 2 vs Michigan 2/11/06

Blocked Shots

Season -----
 Career -----

Minutes Played

Season ----- 21 vs Chicago State, 12/6/05
 Career ----- 21 vs Chicago State, 12/6/05

Miscellaneous	Season	Career
Games in double figures	1	1
Games with six + assists	0	0
Double-doubles	0	0

Bobby Riddell's 2005-06 Season Game-by-Game

OPPONENT	MP	FG-A	PCT.	3PT-A	PCT.	FT-A	PCT.	R	PF	A	TO	BS	ST	TP
Wofford	Did Not Play													
South Alabama	1	0-0	.000	0-0	.000	0-0	.000	0-0-0	0	0	0	0	0	0
* vs. Xavier	Did Not Play													
> at Florida State	Did Not Play- Injured													
at Evansville	Did Not Play													
Chicago State	21	2-4	.500	2-3	.667	4-4	1.000	0-1-1	0	1	3	0	0	10
at Loyola-Chicago	8	0-1	.000	0-1	.000	0-0	.000	0-1-1	2	0	0	0	0	0
New Orleans	2	0-1	.000	0-1	.000	0-0	.000	0-0-0	0	0	0	0	0	0
IPFW	1	0-0	.000	0-0	.000	0-0	.000	0-0-0	0	0	0	0	0	0
Tennessee-Martin	1	0-0	.000	0-0	.000	0-0	.000	0-0-0	0	0	0	0	0	0
at No. 4 Memphis	1	0-0	.000	0-0	.000	2-2	1.000	0-0-0	0	0	0	0	0	2
at Northwestern	4	0-1	.000	0-1	.000	0-0	.000	0-0-0	0	1	2	0	0	0
at Michigan	Did Not Play													
No. 19 Ohio State	3	0-0	.000	0-0	.000	0-0	.000	0-0-0	0	0	1	0	0	0
Minnesota	Did Not Play													
at Penn State	3	0-0	.000	0-0	.000	0-0	.000	0-0-0	0	0	0	0	0	0
at No. 11 Indiana	2	0-0	.000	0-0	.000	0-0	.000	0-0-0	0	0	0	0	0	0
Northwestern	Did Not Play													
at No. 7 Illinois	2	0-0	.000	0-0	.000	0-0	.000	0-0-0	0	0	0	0	0	0
No. 23 Iowa	11	1-2	.500	1-2	.500	0-0	.000	0-0-0	1	1	2	0	0	3
Wisconsin	2	1-1	1.000	1-1	1.000	0-0	.000	0-0-0	0	0	0	0	0	3
at No. 12 Michigan St.	6	0-1	.000	0-1	.000	0-0	.000	0-1-1	0	0	0	0	0	0
No. 22 Michigan	11	0-0	.000	0-0	.000	0-0	.000	0-2-2	1	0	0	0	0	2
Penn State	11	3-7	.429	3-7	.429	0-0	.000	0-1-1	1	1	1	0	0	9
at Minnesota	6	2-3	.667	1-1	1.000	0-0	.000	0-0-0	1	1	1	0	1	5
Indiana	18	2-4	.500	2-3	.667	0-0	.000	1-2-3	3	2	2	0	1	6
at No. 9 Ohio State	13	2-3	.667	1-2	.500	0-0	.000	0-0-0	2	1	1	0	0	5
^ Michigan State	9	0-1	.000	0-1	.000	0-0	.000	0-0-0	0	0	1	0	0	0

+ Started

* John Wooden Tradition, Indianapolis, Ind.

> ACC/Big Ten Challenge, Tallahassee, Fla.

^ Big Ten Tournament, Indianapolis, Ind.

Bobby Riddell's Career Statistics

Season	GP-GS	MP	FG-FGA	PCT.	3PT-A	PCT.	FT-FTA	PCT.	REB	AVG.	PF-DQ	AS	TO	BS	ST	TP	AVG
2005-06	20-0	134	13-29	.458	11-24	.458	6-6	1.000	9	0.5	11-0	10	15	0	4	43	2.2
TOTAL	20-0	134	13-29	.458	11-24	.458	6-6	1.000	9	0.5	11-0	10	15	0	4	43	2.2

Bobby Riddell's Career Big Ten Statistics

Season	GP-GS	MP	FG-FGA	PCT.	3PT-A	PCT.	FT-FTA	PCT.	REB	AVG.	PF-DQ	AS	TO	BS	ST	TP	AVG
2005-06	12-0	90	11-22	.500	9-18	.500	0-0	.000	7	.7	9-0	10	11	0	4	31	2.6
TOTAL	12-0	90	11-22	.500	9-18	.500	0-0	.000	7	.7	9-0	10	11	0	4	31	2.6



1 Gordon Watt

Vitals: R-Sophomore ♦ 6-6 ♦ 225 ♦ Forward ♦ Evanston, Ill. ♦ Evanston Township

Put-Backs: 1.3 ppg. / 0.8 rpg. / 0.5 apg.

Full Name

Gordon Darnell Watt

Major

Organizational leadership and supervision

Birth Date

March 20, 1986

Parents' Names

Vola and Gordon Watt

2005-06 Season (Redshired)

▶ Sat out 2005-06 season after transferring from Boston College.

Freshman Season

(2004-05 at Boston College)

▶ Played in six games, averaging 1.3 points and 0.8 rebounds per game.

▶ Saw action in Boston College's 85-65 win over Penn in the NCAA Tournament.

High School (Evanston Township)

▶ Averaged 21.0 points, 10.5 rebounds and 5.2 assists per game as a senior.

▶ Earned Class AA second team all-state honors as a senior.

▶ Named all-area and conference player of the year as a senior.

▶ Led team to a 23-5 record and a trip to the Class AA sectional championship game.

Personal

▶ Has two brothers, Marcus and Michael, and two sisters, Angela and Ashley.

Gordon Watt's 2004-05 Season Game-by-Game

OPPONENT	MP	FG-A	PCT.	3PT-A	PCT.	FT-A	PCT.	R	PF	A	TO	BS	ST	TP
Maine	19	2-3	.667	1-2	.500	0-0	.000	2	0	3	2	0	0	5
New Hampshire	7	0-4	.000	0-0	.000	0-0	.000	1	1	0	0	0	0	0
Clemson														Did Not Play
Long Island														Did Not Play
vs. UCLA														Did Not Play
Holy Cross														Did Not Play
Boston														Did Not Play
Yale														Did Not Play
Duquesne	1	0-1	.000	0-1	.000	0-0	.000	1	0	0	0	0	0	0
Kent State														Did Not Play
at Massachusetts	1	0-0	.000	0-0	.000	0-0	.000	0	0	0	0	0	0	0
at Connecticut														Did Not Play
Providence														Did Not Play
at West Virginia	2	0-1	.000	0-1	.000	0-0	.000	1	0	0	0	0	0	0
Villanova														Did Not Play
at St. John's														Did Not Play
at Providence														Did Not Play
Georgetown														Did Not Play
West Virginia														Did Not Play
at Seton Hall														Did Not Play
at Notre Dame														Did Not Play
Rutgers														Did Not Play
Syracuse														Did Not Play
at Villanova														Did Not Play
Seton Hall														Did Not Play
Pittsburgh														Did Not Play
at Rutgers														Did Not Play
vs. West Virginia														Did Not Play
vs. Pennsylvania	1	1-1	1.000	1-1	1.000	0-0	.000	5	0	4	2	0	0	3
vs. Wis.-Milwaukee														Did Not Play

Gordon Watt's Career Statistics

Season	GP-GS	MP	FG-FGA	PCT.	3PT-A	PCT.	FT-FTA	PCT.	REB	AVG.	PF-DQ	AS	TO	BS	ST	TP	AVG
2004-05 ^	6-0	31	3-10	.300	2-7	.286	0-0	.000	5	0.8	1-0	4	2	0	0	8	1.3
TOTAL	6-0	31	3-10	.300	2-7	.286	0-0	.000	5	0.8	1-0	4	2	0	0	8	1.3

* Statistics from Boston College

Gordon Watt's Career Conference Statistics

Season	GP-GS	MP	FG-FGA	PCT.	3PT-A	PCT.	FT-FTA	PCT.	REB	AVG.	PF-DQ	AS	TO	BS	ST	TP	AVG
2004-05 ^	1-0	2	0-1	.000	0-1	.000	0-0	.000	1	1.0	0-0	0	0	0	0	0	0.0
TOTAL	1-0	2	0-1	.000	0-1	.000	0-0	.000	1	1.0	0-0	0	0	0	0	0	0.0

^ Statistics from Boston College in the Big East

5 • Keaton Grant

Freshman • Guard • 6-4 • 200

Kissimmee, Fla. •

Brignton Academy/ Gateway High School

2005-06 (Bridgton Academy)

- ▶ Averaged 18.0 points, 7.0 rebounds and 6.0 assists.
- ▶ Led team to a 23-6 record, NESPAC Class A championship and No. 6 ranking nationally among prep schools.
- ▶ Named MVP in Class A NEPSAC Tournament.
- ▶ Ranked No. 21 overall post graduate recruit by Scout.com.
- ▶ Ranked as the 129th best player in the nation by Rivals.com.
- ▶ Coached by Whit Lesure

High School (Gateway)

- ▶ Averaged 24.0 points as a senior and 22.0 points as a junior.

Personal

- ▶ Plans on majoring in business administration
- ▶ Born Dec. 8, 1986
- ▶ Son of James and Celia Grant

3 • Chris Kramer

Freshman • Guard • 6-3 • 195

Huntington, Ind. •

Huntington North High School

High School (Huntington North)

- ▶ Averaged 19.1 points, 4.0 assists and 3.0 steals per game as a senior.
- ▶ Member of the 2006 Indiana All-Star Team.
- ▶ Led basketball team to an 18-3 record as a senior and also accumulated 1,336 yards passing and 997 yards rushing as quarterback for the football team.
- ▶ Coached by Eric Foister.

Personal

- ▶ Plans on majoring in physical education
- ▶ Born April 4, 1988
- ▶ Son of Jon and Susan Kramer

30 • Johnathan Uchendu
Freshman • Forward • 6-11 • 205
Pulaski, Ark. • Robinson High School
Millersburgh Military Institute

2005-06 (Millersburg Military Institute)

- ▶ Averaged 9.5 points, 5.5 rebounds and 1.6 blocks per game.
- ▶ Bluegrass All-Conference selection.
- ▶ Ranked as the 29th best center in the nation by Scouts.com.
- ▶ Evaluated as the 27th best overall prep school player by Prepshoopsonline.com and the No. 19 center by Theinsiders.com.
- ▶ Ranked No. 15 overall fifth-year player by Hoopscooponline.com.

High School (Robinson)

- ▶ Averaged 13.0 points, 5.0 rebounds and 3.0 blocks as a senior.
- ▶ Began playing organized basketball in ninth grade.
- ▶ Coached by Tony Adams.

Personal

- ▶ Major is undecided
- ▶ Born Aug. 28, 1987
- ▶ Son of Janet and Ogugua Uchendu

54 • Dan Vandervieren
Freshman • Forward/Center • 6-10 • 250
Eden Prairie, Minn. •
Hopkins High School

High School (Hopkins)

- ▶ Averaged 13.0 points and 12.0 rebounds as a senior.
- ▶ Led team to a 60-3 record and two Minnesota Class 4A championships as a junior and senior.
- ▶ Named 2006 state tournament MVP after averaging 13.7 points and 13.3 rebounds in the postseason.
- ▶ Named first team all-conference as a senior.
- ▶ Played for Ken Novak Jr.

Personal

- ▶ Plans on majoring in business management
- ▶ Born Feb. 26, 1988
- ▶ Son of Dan and Debbie Millis and Dave Vandervieren

Coaching Staff

&

2005-06 Review

A Look At Head Coach Matt Painter

Birthdate
August 27, 1970

Hometown
Muncie, Ind.

High School
Delta

College
Purdue '94 (B.A.)
Eastern Illinois '98 (M.S.)

Wife
Jerri

Children
Maggie, Brayden and Emma

Record • Seasons Overall
34-24 • Third season

Record at Purdue • Seasons Overall
9-19 • Second season

Hired at Purdue
April 9, 2004

Playing Experience
1989-93
Basketball • Purdue

Coaching Experience
1993-94
Washington & Jefferson, Assistant Coach

1994-95
Barton College, Assistant Coach

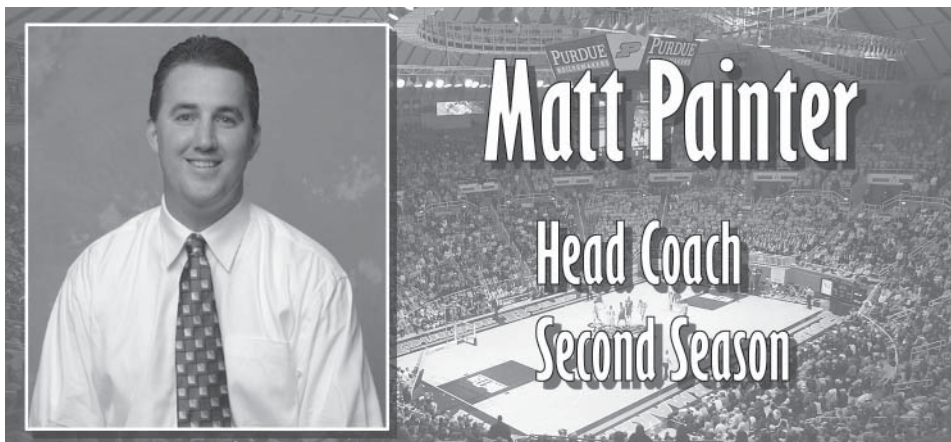
1995-98
Eastern Illinois, Assistant Coach

1998-2003
Southern Illinois, Assistant Coach

2003-04
Southern Illinois, Head Coach

2004-2005
Purdue, Associate Head Coach

April 2005
Purdue, Head Coach



In just one year, head coach Matt Painter has become one of the most popular figures on the Purdue campus.

In his first season at the helm of the men's basketball program, Painter led the Boilermakers through adversity and gained the respect of numerous Purdue fans and fellow coaches.

Despite losing four starters and playing with only seven scholarship players, the Boilermakers knocked off No. 23 Michigan, NCAA Tournament qualifier Wisconsin and increased attendance in Mackey Arena over the last four home games. Purdue fans clearly like the direction the program is heading under Painter's tutelage.

In 2004, when Purdue's all-time-winningest coach Gene Keady and athletics director Morgan Burke began to discuss who would lead the men's basketball program, it didn't take long for Matt Painter's name to move to the top of their lists.

One of the best young minds in the game, Painter officially became Purdue's 18th men's basketball coach on April 1, 2005, after serving a year as associate head coach.

"This is a tremendous opportunity for me and really a dream come true to be able to coach at my alma mater," said Painter. "We have set our goals very high and want to win championships here at Purdue. This program has a phenomenal history and tradition, and we want to continue to build on that."

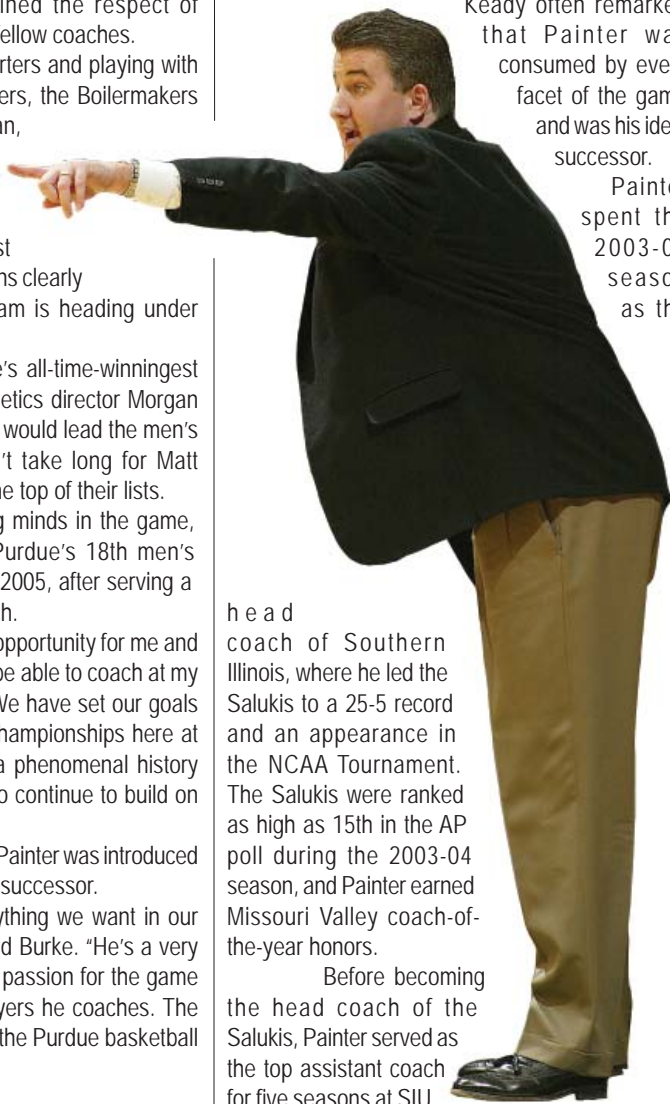
In a planned transition, Painter was introduced on April 9, 2004, as Keady's successor.

"Matt possesses everything we want in our men's basketball coach," said Burke. "He's a very experienced recruiter, has a passion for the game and really relates to the players he coaches. The fact that he has been part of the Purdue basketball family is icing on the cake."

During the 2004-05 season, Painter rejoined Gene Keady for his 25th season with the Boilermakers.

Although Painter was solid in his role as a member of the Purdue backcourt from 1989 to 1993, Keady often remarked that Painter was consumed by every facet of the game and was his ideal successor.

Painter spent the 2003-04 season as the



head coach of Southern Illinois, where he led the Salukis to a 25-5 record and an appearance in the NCAA Tournament. The Salukis were ranked as high as 15th in the AP poll during the 2003-04 season, and Painter earned Missouri Valley coach-of-the-year honors.

Before becoming the head coach of the Salukis, Painter served as the top assistant coach for five seasons at SIU

under longtime Purdue assistant Bruce Weber.

When Weber was hired at Southern Illinois in 1998, he quickly added Painter to his staff. The pair reversed the fortunes of a program that had previously suffered three-straight losing seasons.

In their first year together at SIU, Weber and Painter took a makeshift roster and produced a winning season at 15-12. That set the stage for a 20-13 team in the 1999-2000 campaign that beat Colorado in the NIT.

After recording a 16-14 record in the 2000-01 season, the Salukis emerged on the national scene the following year, posting a school-record 28 wins en route to the NCAA Sweet 16.

The 2001-02 team finished 28-8 and defeated Indiana, Iowa State, Georgia and Texas Tech. Along the way, SIU garnered unprecedented media coverage, putting the program in the national spotlight.

In 2002-03, the Salukis continued their winning ways, claiming their second-straight regular season conference title and making a return trip to the NCAA Tournament. The team was also featured on a national television documentary on MTV.

Painter played guard at Purdue from 1990 to 1993. He appeared in 109 games, with 50 starts. He averaged 4.5 points per game and totaled 276 assists. He was a team captain during the 1993 season, when he was named All-Big Ten honorable mention. He helped lead the Boilermakers to three NCAA Tournament bids and one NIT appearance during his playing career.

Painter was a teammate of current assistant coach Cuonzo Martin. The duo played together for the 1992 and 1993 teams.

After graduation, Painter made three coaching stops before joining the Salukis. He coached one year each at Washington & Jefferson College (1993-94) and Barton College (1994-95) before moving to the Division I ranks, spending three years on the staff at Eastern Illinois (1995-98).

At Washington & Jeff, Painter helped guide the team to the NCAA Division III Elite Eight and an overall record of 22-3. At Eastern Illinois, he was involved in recruiting star players Kyle Hill and Henry Domercant, who later led EIU to the NCAA Tournament in 2001.

The Muncie, Ind., native holds an undergraduate degree from Purdue and a master's from Eastern Illinois. Painter and his wife, Jerri, have three children: Maggie, Brayden and Emma.



The Painter Family: Brayden, Jerri, Emma, Matt and Maggie.

Painter's Career Record

Year	W	L	Pct.	Postseason
------	---	---	------	------------

<i>Assistant Coach, Washington & Jefferson</i>				
1993-94	22	3	.880	NCAA Elite Eight

<i>Assistant Coach, Barton College</i>				
1994-95	13	13	.500	--

<i>Assistant Coach, Eastern Illinois</i>				
1995-96	13	15	.464	--
1996-97	12	15	.444	--
1997-98	16	11	.593	--

<i>Assistant Coach, Southern Illinois</i>				
1998-99	15	12	.556	--
1999-2000	20	13	.606	NIT (2nd Rd.)
2000-01	16	14	.533	--
2001-02	28	8	.778	NCAA (Sweet 16)
2002-03	24	7	.774	NCAA (1st Rd.)

<i>Associate Head Coach, Purdue</i>				
2004-05	7	21	.250	--

<i>Assistant Coach Totals</i>				
Totals	186	132	.585	--

<i>Head Coach, Southern Illinois</i>				
2003-04	25	5	.833	NCAA (1st Rd.)
Totals	25	5	.833	

<i>Head Coach, Purdue</i>				
2005-06	9	19	.321	--
Totals	9	19	.321	

<i>Head Coach Totals</i>				
Totals	34	24	.586	--

Matt Painter's Coaching Honors

Missouri Valley Coach of the Year

- Captured league crown after a 17-1 conference run, a Southern Illinois record.

National Association of Basketball Coaches

- Named 2004 District V Coach of the Year, after leading Southern Illinois to 25-5 record and appearance in the NCAA Tournament.

A Look At Assistant Coach Cuonzo Martin

Birthdate
Sept. 23, 1971

Hometown
East St. Louis, Ill.

High School
Lincoln

College
Purdue '00 (B.A.)

Wife
Roberta

Children
Joshua and Chase

Playing Experience
1991-95
Purdue

1995-1998
NBA - Atlanta Hawks (drafted)
Vancouver Grizzlies, Milwaukee Bucks;
CBA - Grand Rapids; Europe - Avellino, Italy

Coaching Experience
1999-00
West Lafayette H.S., Assistant Coach

2000-Present
Purdue, Assistant Coach



Cuonzo Martin is in his seventh year on the Purdue coaching staff.

After a four-year professional career, Martin completed his degree in restaurant, hotel, institutional and tourism management at Purdue in the summer of 2000.


Martin, who graduated from Lincoln High in East St. Louis, Ill., and attended New Hampton Prep School in New Hampshire, came to Purdue in 1991. He finished four years later as one of the finest Boilermaker players ever. He currently ranks 11th on Purdue's all-time scoring list with 1,666 points, good enough for a 13.1 average in his 127 games.

His best year was his senior season, when he averaged 18.4 points per game while shooting 43.9 percent from the floor, 46.9 percent from three-point range and 79.9 percent from the free throw line.

Martin was an emotional leader for the Boilermakers, as well as a long-distance specialist, compiling a 179-for-390 (.459) mark on three-pointers his last two years after going 0-for-7 from long range his first two seasons. He led the Big Ten in three-point shooting as a senior and was fourth in scoring while helping the Boilermakers to their second of three consecutive outright Big Ten titles. He also was named to Dick Vitale's All-Defensive Team in 1995. During Martin's four years, Purdue was 90-37, including 54-12 the last two years, with a pair of conference titles.

Martin played professional basketball for four years, with brief NBA appearances with the Milwaukee Bucks twice and Vancouver Grizzlies once. He spent most of his playing time in the Continental Basketball Association and Europe. He was team captain and leading scorer for three seasons with the Grand Rapids (Mich.) Hoops and was leading scorer for the Felize Scandone team in Avellino, Italy, in 1997.

Martin and his wife, Roberta, have two sons: Joshua and Chase.



The Martin Family: Chase, Cuonzo, Roberta and Joshua.



Assistant Coach Paul Lusk

Purdue

A Look At Assistant Coach Paul Lusk

Birthdate

Nov. 14, 1971

Hometown

New Baden, Ill.

High School

Trenton Wesclin

College

Southern Illinois '95 (B.S.)

Wife

Melanie

Children

Madison and Jackson

Playing Experience

1990-91

Iowa

1992-95

Southern Illinois

1997-99

Professionally - South America

Coaching Experience

1996-97

Assistant Coach, Southwestern Illinois College

1999-2002

Assistant Coach, Missouri Southern State

2002-03

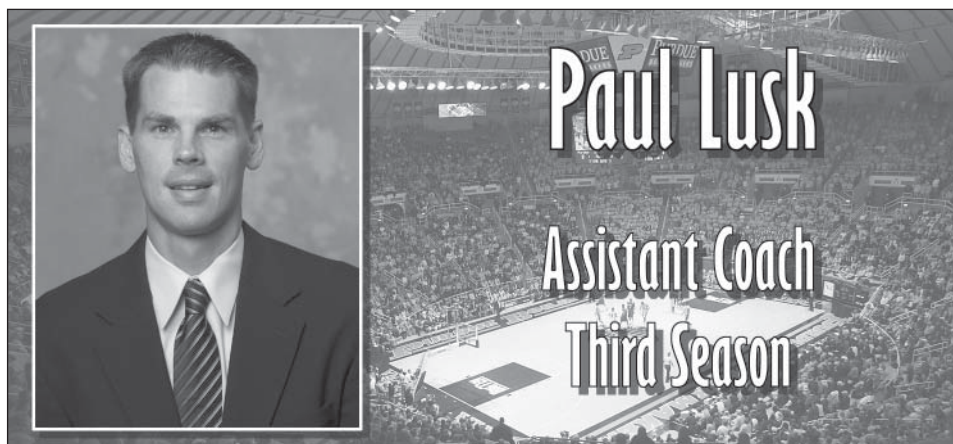
Head Coach, University of Dubuque (Iowa)

2003-04

Southern Illinois, Assistant Coach

2004-Present

Purdue, Assistant Coach



Paul Lusk begins his third season as an assistant coach with the Boilermakers.

Lusk spent the 2003-04 season at Southern Illinois under former Saluki head coach Matt Painter, appointed Boilermaker associate head coach in April 1.

As a player, he played a key role in leading the Salukis to three consecutive NCAA Tournament berths from 1993 to 1995.

Lusk scored 1,031 points during his three-year career at SIU (1992 to 1995) and was second team All-MVC in 1994, averaging 15.2 ppg. As a senior in 1995, Lusk was named to the MVC Scholar-Athlete team and was also a member of the MVC All-Tournament team.

Prior to joining the Salukis, Lusk played for Iowa from 1990 to 1991.

Lusk began his coaching career at Southwestern Illinois College, where he was an assistant for one season.

Lusk was in camp on two different occasions with the Phoenix Suns. He then played in various leagues throughout the United States and internationally.

He served as an assistant coach at Missouri Southern for three seasons from 1999 to 2002.

He spent the 2002-03 season as head coach at Division III University of Dubuque (Iowa).

Lusk holds a bachelor's degree from Southern Illinois University and also earned a master's degree from Southwest Missouri State. He and his wife, Melanie, have a daughter, Madison, and a son, Jackson.



The Lusk Family: Melanie, Jackson, Paul and Madison.

A Look At Assistant Coach Rick Ray

Birthdate
May 8, 1970

Hometown
Kansas City, Kan.

High School
Summer Academy

College
Grand View College '94 (B.S.)
Nebraska-Omaha '97 (M.S.)

Children
Katricee Ray

Playing Experience
1988-1991
Labette Community College

1991-1994
Grand View College

Coaching Experience
1995-1997
Nebraska-Omaha, Graduate Assistant

1997-2003
Indiana State, Assistant Coach

2004-2006
Northern Illinois, Assistant Coach

2006-Present
Purdue, Assistant Coach



Rick Ray is in his first season as assistant coach at Purdue.

Ray spent the last two seasons at Northern Illinois as assistant coach and recruiting coordinator.

While at NIU, Ray helped guide the Huskies to the first MAC Western Division title in school history.

"We are very excited to have Rick join our staff," said Painter. "We think he has all the qualities we look for at Purdue. He has a proven track record and recruiting ties in the Midwest. He's had experience at two other programs with coaches that we respect a great deal. At those programs, they do things the right way and think a lot of Rick."

Prior to being hired at Northern Illinois, Ray spent seven seasons as a member of Royce Waltman's Indiana State men's basketball staff. Ray helped the Sycamores to back-to-back Missouri Valley Conference titles in 2000 and

2001 and ISU's regular-season crown in 2000 was the program's first outright conference title in 21 seasons.

Before his seven seasons in Terre Haute, Ray spent two seasons at the University of Nebraska-Omaha as a graduate assistant. At Nebraska-Omaha, Ray helped turn a 6-21 program into 14-13 team in only one season.

The Kansas City, Kan., native began his collegiate playing career at Labette Community College in Parsons, Kan., before transferring to Grand View College in Des Moines, Iowa. An All-America scholar-athlete and honorable mention all-conference performer, Ray served as team captain for the Vikings as a senior in 1993. Ray received his bachelor's degree in applied mathematics and secondary education from Grand View in 1994. He later earned his master's degree in athletic administration from Nebraska-Omaha in 1997.



A Look At Supervisor of Basketball Operations Kent Williams

Birthdate
April 23, 1981

Hometown
Mt. Vernon, Ill.

High School
Mt. Vernon High School

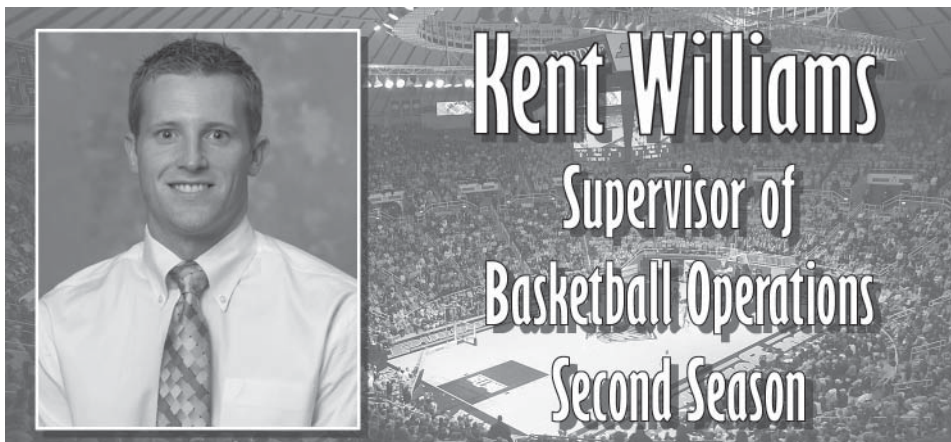
College
Southern Illinois '03 (B.A.)

Playing Experience
1999 to 2003
Southern Illinois

2003 to 2004
National Basketball Developmental League

Coaching Experience

2005-Present
Supervisor of Basketball Operations



Kent Williams is in his second season as the supervisor of basketball operations for the Purdue men's basketball team.

Williams joined the Boilermakers after working for TEKsystems in St. Louis as an information technology recruiter.

The second all-time leading scorer at Southern Illinois, Williams played for the Salukis under head coach Bruce Weber from 1999 to 2003. From 2003 to 2004, he played in the National Basketball Developmental League in Fayetteville, N.C.

A native of Mt. Vernon, Ill., Williams prepped at Mt. Vernon High School and finished his career as the school's all-time leading scorer.

Purdue head coach Matt Painter was an assistant at SIU when Williams was a player in the Salukis backcourt.

"We are extremely pleased to have Kent on our staff," said Painter. "He was a great player at Southern Illinois who possessed a tremendous work ethic. That's one of the main reasons he will be a great addition to our program."

While at Southern Illinois, Williams was named first team All-Missouri Valley Conference in both his junior and senior seasons. He earned second team honors as a sophomore.

Additionally, he was named the Missouri Valley Scholar-Athlete of the Year in 2001-02 and 2002-03. Those same seasons, he earned conference first-team scholar-athlete honors.

Williams was named the Missouri Valley Freshman and Newcomer of the Year following the 1999-2000 season.

Basketball

2005-06 Statistics

RECORD:	OVERALL	HOME	AWAY	NEUTRAL
All Games	9-19	9-5	0-12	0-2
Big Ten	3-13	3-5	0-8	0-0
Non-Conference	6-6	6-0	0-4	0-2

Player	GP	GS	MP	Avg	FG	FGA	Pct	3FG	FGA	Pct	FT	FTA	Pct	Off	Def	Tot	Avg	PF	FO	A	TO	BS	ST	PTS	Avg
Carl Landry	5	4	123	24.6	24	43	.558	2	6	.333	26	31	.839	9	17	26	5.2	17	1	5	17	2	4	76	15.2
Matt Kiefer	28	26	811	29.0	125	282	.443	26	78	.333	59	95	.621	81	128	209	7.5	80	4	49	55	30	27	335	12.0
Nate Minnoy	13	12	324	24.9	56	111	.505	6	20	.300	14	32	.438	19	47	66	5.1	34	1	31	36	3	12	132	10.2
Marcus White	20	5	383	19.2	68	145	.469	0	0	.000	66	92	.717	36	43	79	4.0	52	3	20	54	12	14	202	10.1
Korey Spates	15	3	381	25.4	53	139	.381	14	38	.368	31	43	.721	9	29	38	2.5	23	1	26	50	1	10	151	10.1
Chris Lutz	28	24	856	30.6	87	233	.373	53	152	.349	30	39	.769	7	56	63	2.3	75	2	47	71	5	17	257	9.2
Gary Ware	26	13	448	17.2	82	146	.562	0	0	.000	27	52	.519	30	56	86	3.3	67	1	18	36	19	9	191	7.3
Bryant Dillon	28	26	953	34.0	76	154	.494	19	46	.413	22	34	.647	18	81	99	3.5	44	0	84	73	9	22	193	6.9
Marcus Green	28	13	539	19.3	57	136	.419	14	63	.222	27	31	.871	25	46	71	2.5	63	1	25	52	10	19	155	5.5
Bobby Riddell	20	0	134	6.7	13	29	.448	11	24	.458	6	6	1.000	1	8	9	0.5	11	0	10	15	0	4	43	2.2
Chris Hartley	28	14	515	18.4	15	49	.306	8	37	.216	11	12	.917	8	32	40	1.4	41	2	49	17	1	9	49	1.8
Matt Carroll	24	0	156	6.5	12	16	.750	0	1	.000	1	1	1.000	9	20	29	1.2	25	0	2	8	1	4	25	1.0
Dwayne Pruitt	2	0	2	1.0	1	1	1.000	0	0	.000	0	0	.000	1	1	2	1.0	0	0	0	0	0	0	2	1.0
Team														53	45	98	3.5	1			11				
Total	28				669	1484	.451	153	465	.329	320	468	.684	306	609	915	32.7	533	16	366	495	93	151	1811	64.7
Opponents	28				676	1531	.442	203	534	.380	430	591	.728	311	577	888	31.7	502	-	410	396	64	238	1985	70.9

Score By Periods:	1st	2nd	OT	Total
Purdue	863	938	10	1811
Opponents	892	1081	12	1985

Big Ten Statistics

Player	GP	GS	MP	Avg	FG	FGA	Pct	3FG	FGA	Pct	FT	FTA	Pct	Off	Def	Tot	Avg	PF	FO	A	TO	BS	ST	PTS	Avg
Matt Kiefer	16	16	522	32.6	77	179	.430	19	58	.328	36	59	.610	49	88	137	8.6	38	1	28	39	15	15	209	13.1
Marcus White	16	5	337	21.1	64	128	.500	0	0	.000	56	79	.709	29	36	65	4.1	47	3	19	41	11	13	184	11.5
Korey Spates	5	0	109	21.8	17	46	.370	7	14	.500	8	11	.727	2	10	12	2.4	5	0	9	18	0	3	49	9.8
Gary Ware	16	10	317	19.8	60	112	.536	0	0	.000	17	35	.486	19	39	58	3.6	42	1	13	25	12	8	137	8.6
Bryant Dillon	16	16	586	36.6	52	103	.505	17	34	.500	8	15	.533	8	48	56	3.5	27	0	57	40	4	14	129	8.1
Chris Lutz	16	14	492	30.8	42	114	.368	24	74	.324	11	16	.688	4	28	32	2.0	42	1	28	36	1	7	119	7.4
Marcus Green	16	5	317	19.8	37	84	.440	9	39	.231	9	11	.818	11	28	39	2.4	30	0	13	28	4	13	92	5.8
Bobby Riddell	12	0	90	7.5	11	22	.500	9	18	.500	0	0	.000	1	6	7	0.6	9	0	9	11	0	4	31	2.6
Chris Hartley	16	13	366	22.9	11	38	.289	5	28	.179	5	6	.833	4	22	26	1.6	29	2	33	11	0	6	32	2.0
Matt Carroll	12	0	86	7.2	5	7	.714	0	1	.000	0	0	.000	4	10	14	1.2	16	0	2	5	0	3	10	0.8
Nate Minnoy	1	1	3	3.0	0	0	.000	0	0	.000	0	0	.000	0	0	0	0.0	0	0	3	0	0	0	0	0.0
Team														30	20	50	3.1	1			6				
Total	16				376	833	.451	90	266	.338	150	232	.647	161	335	496	31.0	286	8	214	260	47	86	992	62.0
Opponents	16				383	859	.446	116	317	.366	240	330	.727	172	337	509	31.8	265	-	244	205	29	129	1122	70.1

Score By Periods:	1st	2nd	OT	Total
Purdue	487	495	10	992
Opponents	511	599	12	1122

2005-06 Game Results And Leaders

Opponent	Date	Score	W/L	POINTS	REBOUNDS	ASSISTS	STEALS	BLOCKED SHOTS
Wofford	11-19-05	82-75	W	25-Minnoy	6-Kiefer/Dillon	4-Spates	2-Landry	1-three players
South Alabama	11-22-05	85-67	W	35-Landry	9-Landry	4-Minnoy	2-Lutz	2-Minnoy
Xavier	11-26-05	74-55	L	15-Lutz	5-three players	4-Minnoy	3-Minnoy	2-Kiefer
Florida State	11-29-05	97-57	L	13-Spates	6-Landry/Kiefer	2-Spates/Hartley	1-Spates	1-Lutz
Evansville	12-03-05	75-69	L	14-Lutz	6-Kiefer	4-Kiefer/Dillon	4-Lutz/Kiefer	1-three players
Chicago State	12-06-05	69-56	W	17-Lutz	9-Green	6-Minnoy	2-Minnoy	3-Kiefer
Loyola-Chicago	12-11-05	80-65	L	15-Kiefer	9-Kiefer/Minnoy	2-four players	1-Spates	2-Green
New Orleans	12-17-05	68-56	W	20-Lutz	6-Ware	3-three players	3-Green/Minnoy	1-three players
IPFW	12-20-05	79-69	W	18-Lutz	9-Minnoy	5-Spates	2-Spates	2-Kiefer/Ware
Tenn-Martin	12-28-05	62-54	W	15-Minnoy	11-Kiefer	4-Dillon	2-Minnoy/Kiefer	2-Kiefer/Ware
Memphis	12-30-05	90-70	L	13-three players	7-White	3-Hartley/Minnoy	2-Kiefer	1-three players
Northwestern	01-04-06	66-53	L	21-Kiefer	7-Kiefer	6-Dillon	1-three players	1-three players
Michigan	01-07-06	68-65	L	21-Kiefer	10-Ware	6-Kiefer	1-two players	3-Ware
Ohio State	01-11-06	80-64	L	15-Kiefer/White	13-Kiefer	3-White	3-Green	2-White
Minnesota	01-14-06	72-55	W	17-White	1-Kiefer	4-Dillon/Spates	2-White	3-White
Penn State	01-18-06	74-54	L	13-Kiefer/White	5-three players	5-Dillon	2-Carroll	2-Kiefer
Indiana	01-21-06	62-49	L	19-White	10-Kiefer	2-Hartley/Kiefer	3-Dillon	2-Kiefer/Ware
Northwestern	01-25-06	78-76 OT	L	18-three players	15-Kiefer	7-Dillon	2-Dillon/Kiefer	None
Illinois	01-28-06	76-58	L	11-Green/Ware	10-Kiefer	3-Dillon/White	2-Kiefer	1-four players
Iowa	02-01-06	77-68	L	17-Kiefer/Ware	7-Ware	3-Dillon/White	3-Kiefer	1-Kiefer
Wisconsin	02-04-06	70-62	W	18-White	8-Kiefer	6-Lutz	4-White	1-Kiefer
Michigan State	02-08-06	77-52	L	14-White	4-three players	3-Dillon	2-Ware	2-Ware
Michigan	02-11-06	84-70	W	23-Green	4-White	5-Dillon	2-Dillon/Riddell	1-three players
Penn State	02-18-06	72-55	L	17-Kiefer	10-Kiefer	7-Dillon	1-three players	2-Green/White
Minnesota	02-22-06	62-50	L	12-White	8-Kiefer	3-Lutz	3-Green	None
Indiana	03-01-06	70-59	L	16-Ware	9-Kiefer	6-Dillon	1-Five players	1-Ware
Ohio State	03-05-06	76-57	L	25-Ware	8-Kiefer	5-Hartley	1-four players	2-Green
Michigan State	03-09-06	70-58	L	20-Ware	7-Kiefer	2-four players	2-Dillon/Kiefer	2-Kiefer

Purdue

Opponent	Date	Score	W/L	FG	FGA	Pct	3FG	FGA	Pct	FT	FTA	Pct	Off	Def	Tot	Avg	PF	A	TO	Blk	Stl	Pts	Avg
Wofford	11-19-05	82-75	W	31	53	.585	5	16	.312	15	28	.536	12	25	37	37.0	19	16	21	3	6	82	82.0
South Alabama	11-22-05	85-67	W	29	50	.580	6	15	.400	21	25	.840	8	22	30	33.5	18	15	18	7	5	85	83.5
Xavier	11-26-05	74-55	L	21	60	.350	8	25	.320	5	7	.714	8	18	26	34.0	25	12	15	3	5	55	74.0
Florida State	11-29-05	97-57	L	23	58	.397	4	17	.235	7	9	.778	18	17	35	34.2	19	7	28	1	2	57	69.8
Evansville	12-03-05	75-69	L	24	52	.462	7	14	.500	14	20	.700	9	21	30	33.4	25	14	21	3	13	69	69.6
Chicago State	12-06-05	69-56	W	22	46	.478	9	18	.500	16	20	.800	12	21	33	33.3	19	17	20	8	3	69	69.5
Loyola-Chicago	12-11-05	80-65	L	24	58	.414	2	15	.133	15	20	.750	15	21	36	33.7	25	10	15	3	1	65	68.9
New Orleans	12-17-05	68-56	W	27	54	.500	5	18	.278	9	14	.643	10	28	38	34.2	17	12	20	3	8	68	68.8
IPFW	12-20-05	79-69	W	25	53	.472	5	18	.278	24	31	.774	10	33	43	35.2	24	13	18	5	4	79	69.9
Tenn-Martin	12-28-05	62-54	W	22	56	.393	3	15	.200	15	18	.833	17	26	43	36.0	15	13	20	5	6	62	69.1
Memphis	12-30-05	90-70	L	23	54	.426	7	17	.412	17	25	.680	13	17	30	35.5	22	14	25	3	8	70	69.2
Northwestern	01-04-06	66-53	L	20	44	.455	8	17	.471	5	8	.625	11	17	28	34.8	16	18	19	3	3	53	67.8
Michigan	01-07-06	68-65	L	24	58	.414	8	19	.421	9	10	.900	14	22	36	34.9	23	16	20	6	2	65	67.6
Ohio State	01-11-06	80-64	L	28	57	.491	3	12	.250	5	12	.417	10	24	34	34.9	11	9	21	4	8	64	67.4
Minnesota	01-14-06	72-55	W	26	51	.510	9	19	.474	11	16	.688	9	30	39	35.1	16	18	17	5	3	72	67.7
Penn State	01-18-06	74-57	L	19	49	.388	6	21	.286	10	18	.556	11	17	28	34.7	13	11	19	3	6	54	66.8
Indiana	01-21-06	62-49	L	16	47	.340	3	12	.250	14	21	.667	9	22	31	34.5	24	6	16	5	7	49	65.8
Northwestern	01-25-06	78-76 OT	L	26	46	.565	9	16	.562	15	22	.682	9	24	33	34.4	16	16	18	0	8	76	66.3
Illinois	01-28-06	76-58	L	19	50	.380	7	16	.438	13	20	.650	9	20	29	34.1	16	11	15	4	3	58	65.9
Iowa	02-01-06	77-68	L	29	65	.518	5	19	.263	5	7	.714	9	19	28	33.8	18	12	15	1	5	68	66.0
Wisconsin	02-04-06	70-62	W	26	53	.491	5	10	.500	13	19	.684	10	25	35	33.9	18	16	12	1	9	70	66.2
Michigan State	02-08-06	77-52	L	22	49	.449	3	11	.273	5	9	.556	5	13	28	33.1	15	11	16	2	6	52	65.5
Michigan	02-11-06	84-70	W	30	49	.612	6	14	.429	18	24	.750	4	20	24	32.7	25	14	12	3	8	84	66.3
Penn State	02-18-06	69-61	L	24	61	.393	6	28	.214	7	11	.636	14	22	36	32.9	19	15	11	5	3	61	66.1
Minnesota	02-22-06	62-50	L	18	43	.419	4	13	.308	10	18	.553	11	19	30	32.8	21	12	19	0	6	50	65.5
Indiana	03-01-06	70-59	L	25	63	.397	6	22	.273	3	6	.500	12	19	31	32.7	17	17	13	1	5	60	65.2
Ohio State	03-05-06	76-57	L	24	57	.421	2	17	.118	7	11	.636	14	22	36	32.8	18	12	17	4	4	57	64.9
Michigan State	03-09-06	70-58	L	22	57	.386	2	11	.182	12	19	.632	13	16	29	32.7	20	9	12	2	5	58	64.7

Opponents

Opponent	Date	Score	W/L	FG	FGA	Pct	3FG	FGA	Pct	FT	FTA	Pct	Off	Def	Tot	Avg	PF	A	TO	Blk	Stl	Pts	Avg
Wofford	11-19-05	82-75	L	25	56	.446	12	30	.400	13	18	.722	9	17	26	26.0	22	14	18	0	16	75	75.0
South Alabama	11-22-05	85-67	L	25	55	.455	9	23	.391	8	12	.667	10	13	23	24.5	23	12	20	0	9	67	71.0
Xavier	11-26-05	74-55	W	23	46	.500	6	14	.429	22	27	.815	3	22	25	27.7	13	17	13	6	6	74	72.0
Florida State	11-29-05	97-57	W	35	58	.603	12	22	.545	15	27	.556	10	17	27	27.5	13	17	13	1	16	97	78.2
Evansville	12-03-05	75-69	W	22	51	.431	10	24	.417	21	28	.750	13	24	37	29.4	23	19	22	5	3	75	77.6
Chicago State	12-06-05	69-56	L	18	50	.360	8	20	.400	12	20	.600	14	14	28	29.2	25	9	19	4	7	56	74.0
Loyola-Chicago	12-11-05	80-65	W	25	57	.439	7	16	.438	23	28	.821	14	22	36	30.1	19	14	9	3	3	80	74.9
New Orleans	12-17-05	68-56	L	21	55	.382	3	10	.300	11	16	.688	9	20	29	30.0	16	12	16	3	8	56	72.5
IPFW	12-20-05	79-69	L	22	60	.367	9	22	.409	16	23	.696	10	16	26	29.6	23	9	13	1	8	69	72.1
Tenn-Martin	12-28-05	62-54	L	18	60	.300	1	13	.077	17	19	.895	15	19	34	30.0	17	8	15	3	13	54	70.3
Memphis	12-30-05	90-70	W	35	71	.493	7	15	.765	13	17	.765	19	22	41	31.0	22	19	21	7	14	90	72.1
Northwestern	01-04-06	66-53	W	23	42	.548	7	19	.368	13	19	.684	8	15	23	30.3	10	18	11	4	11	66	71.6
Michigan	01-07-06	68-65	W	21	56	.375	7	18	.389	19	26	.731	16	21	37	30.8	16	13	15	5	9	68	71.3
Ohio State	01-11-06	80-64	W	31	59	.525	11	22	.500	7	9	.778	4	25	29	30.7	16	18	14	1	13	80	71.9
Minnesota	01-14-06	72-55	L	20	59	.339	6	21	.286	9	16	.562	12	19	31	30.7	18	11	13	0	7	55	70.8
Penn State	01-08-06	74-54	W	28	53	.528	7	12	.583	11	13	.846	8	21	29	30.6	16	18	14	1	12	74	71.0
Indiana	01-21-06	62-49	W	18	46	.391	8	19	.421	18	28	.643	10	28	38	31.1	21	9	13	4	8	62	70.5
Northwestern	01-25-06	78-76 OT	W	29	54	.537	12	29	.414	8	13	.615	3	12	15	30.2	18	18	9	0	7	76	70.9
Illinois	01-28-06	76-58	W	28	65	.431	6	20	.300	14	19	.737	17	26	43	30.8	19	16	12	2	6	76	71.2
Iowa	02-01-06	77-68	W	25	51	.490	10	20	.500	17	24	.708	7	19	26	30.6	13	12	11	2	12	77	71.4
Wisconsin	02-04-06	70-62	L	21	55	.382	5	18	.278	15	20	.750	13	17	30	30.6	19	10	14	3	2	62	71.0
Michigan State	02-08-06	77-52	W	29	54	.537	2	11	.182	17	21	.810	13	25	38	30.9	16	24	15	2	8	77	71.3
Michigan	02-11-06	84-70	L	18	51	.353	8	22	.364	26	34	.765	14	17	31	30.9	20	11	15	0	4	70	71.2
Penn State	02-18-06	69-61	W	22	58	.379	10	24	.417	15	25	.600	16	25	41	31.3	15	18	8	2	6	69	71.1
Minnesota	02-22-06	62-50	W	20	45	.444	4	15	.267	18	23	.783	10	19	29	31.2	20	17	15	1	11	62	70.8
Indiana	03-01-06	70-59	W	24	52	.462	9	23	.391	13	16	.812	8	27	35	31.4	14	16	15	0	7	70	70.7
Ohio State	03-05-06	76-57	W	26	59	.441	4	24	.167	20	24	.833	13	21	34	31.5	14	15	11	2	6	76	70.9
Michigan State	03-09-06	70-58	W	24	53	.453	3	8	.375	19	26	.731	13	25	38	31.7	21	16	12	1	7	70	70.9

2005-06 Team Highs And Lows

Purdue

		Purdue	Opponent
Points 1st Half	High Low	47 vs. Wofford (11-19-05), vs. Michigan (2-11-06) 19 at Minnesota (2-22-06)	58 at Florida State (11-29-05) 17 vs. New Orleans (11-17-05)
Points 2nd Half	High Low	48 South Alabama (11-22-05), Evansville (12-03-05) 20 at Michigan State (2-08-06)	52 vs. Iowa (2-1-06) 22 vs. Minnesota (1-14-06)
Total Points	High Low	85 vs. South Alabama (11-22-05) 49 at Indiana (1-21-06)	97 at Florida State (11-29-05) 54 vs. Tenn-Martin (12-28-05)
FG Made	High Low	31 vs. Wofford (11-19-05) 16 at Indiana (1-21-06)	35 at Florida State (11-29-05), Memphis (12-30-05) 18 four times
FG Attempted	High Low	61 vs. Penn State (2-18-06) 43 at Minnesota (2-22-06)	71 Memphis (12-30-05) 43 at Northwestern (1-4-06)
FG Percentage	High Low	.612 vs. Michigan (2-11-06) .340 at Indiana (1-21-06)	.603 at Florida State (11-29-05) .300 vs. Tenn-Martin (12-28-05)
3-Pt. FG Made	High Low	9 three times 2 three times	12 three times 1 vs. Tenn-Martin (12-28-05)
3-Pt. FG Att.	High Low	28 vs. Penn State (2-18-06) 11 at Michigan St. (2-08-06), vs. Michigan St. (3-9-06)	30 vs. Wofford (11-19-05) 10 vs. New Orleans (11-17-05)
3-Pt. FG Pct.	High Low	.562 vs. Northwestern (1-25-06) .118 at Ohio State (3-5-06)	.583 at Penn State (1-18-06) .077 vs. Tenn-Martin (12-28-05)
FT Made	High Low	24 vs. IPFW (12-20-05) 3 vs. Indiana (3-1-06)	23 at Loyola-Chicago (12-11-05) 7 vs. Ohio State (1-11-06)
FT Attempted	High Low	31 vs. IPFW (12-20-05) 6 vs. Indiana (3-1-06)	28 three times 9 vs. Ohio State (1-11-06)
FT Percentage	High Low	.900 at Michigan (1-7-06) .417 vs. Ohio State (1-11-06)	.895 vs. Tenn-Martin (12-28-05) .556 at Florida State (11-29-05)
Off. Rebounds	High Low	18 at Florida State (11-29-05) 4 vs. Michigan (2-11-06)	19 Memphis (12-30-05) 3 twice
Def. Rebounds	High Low	33 vs. IPFW (12-20-05) 13 at Michigan State (2-08-06)	27 vs. Indiana (3-1-06) 12 vs. Northwestern (1-25-06)
Total Rebounds	High Low	43 vs. IPFW (12-20-05), vs. Tenn-Martin (12-28-05) 18 at Michigan State (2-08-06)	43 at Illinois (1-28-06) 15 vs. Northwestern (1-25-06)
Assists	High	18 at Northwestern (1-4-06), Minnesota (1-14-06)	19 at Evansville (12-03-05), Memphis (12-30-05)
Blocked Shots	High	8 vs. Chicago State (12-06-05)	7 Memphis (12-30-05)
Steals	High	13 at Evansville (12-03-05)	16 vs. Wofford (11-19-05), at Florida State (11-29-05)
Turnovers	High Low	28 at Florida State (11-29-05) 11 vs. Penn State (2-18-06)	22 at Evansville (12-03-05) 8 vs. Penn State (2-18-06)
Personal Fouls	High Low	25 three times 11 vs. Ohio State (1-11-06)	25 vs. Chicago State (12-06-05) 10 at Northwestern (1-4-06)

Team

100 Points by a Team

By Purdue 101 vs. UNC-Asheville (11/13/98)
By Opponent 101 by Kentucky (12/3/96)

30-Point Win

By Purdue 80-49 vs. Central Michigan (12/13/03)
By Opponent 97-57 vs. Florida State (11/29/05)

65 Percent Shooting by a Team

By Purdue 650 vs. Ohio State (2/7/98)
By Opponent 674 by Loyola (Ill.) (12/28/91)

60 Percent Shooting by a Team

By Purdue 612 vs. Michigan (2/11/06)
By Opponent 603 at Florida State (11/29/05)

50 Percent Shooting by a Team

By Purdue 518 vs. Iowa (2-1-06)
By Opponent 537 at Michigan State (2/8/06)

Purdue Played a Ranked Opponent^

Purdue Win 84-70 vs. No.22/22 Michigan (2/11/06)
Purdue Loss 76-57 at No. 9/8 Ohio State (3/5/06)

Overtime Game

Purdue Win 76-70 vs. Michigan State (1/25/04)
Purdue Loss 78-76 vs. Northwestern (1/25/06)

Double Overtime Game

Purdue Win 90-87 vs. Wisconsin (2/18/93)
Purdue Loss 75-73 vs. Indiana (1/15/05)

Triple Overtime Game

Purdue Win 67-58 vs. Miami (Ohio) (12/3/83)
Purdue Loss 92-93 vs. Ohio State (3/5/81)

Home Season Openers

Purdue Win 82-75 vs. Wofford (11/19/05)
Purdue Loss 66-67 vs. Central Michigan (12/21/00)

Road/Neutral Openers

Purdue Win 61-50 vs. Texas State (11/26/03)
Purdue Loss 74-55 vs. Xavier (11/26/05)

Purdue Was Ranked

AP Top 10 (9) January 10, 1999
AP Top 25 (21) Jan. 31, 2004

40 Points by a Player

By Purdue 44, Glenn Robinson vs. Kansas (3/24/94)
By Opponent 40, Kirk Manns, Michigan State (1/25/89)

Individual

30 Points by a Player

By Purdue 31, Carl Landry vs. South Alabama (11/22/05)
By Opponent 32, Jeff Horner, Iowa (2/1/06)

20 Rebounds by a Player

By Purdue 21, William Franklin vs. Ohio State (1/9/72)
By Opponent 20, Curtis Borchardt, Stanford (11/24/01)

15 Rebounds by a Player

By Purdue 15, Matt Kiefer, vs. Northwestern (1/25/06)
By Opponent 15, David West, Xavier (12/5/01)

Two Players with 20 or More Points in Same Game

By Purdue Carl Landry (22) and Nate Minnoy (25)
..... vs. Wofford (11/19/05)
By Opponent .. Vedran Vukusic (29) and Mohamed Hachad (20)
..... by Northwestern (1/25/06)

Two Players with 10 or More Rebs. in Same Game

By Purdue Mike Robinson (11) and Greg McQuay (12)
..... vs. North Carolina (11/24/99)
By Opponent George Leach (14) and Jeff Newton (12)
..... Indiana (12/14/02)

10 Assists by a Player

By Purdue 12, Austin Parkinson vs. Penn State (2/4/04)
By Opponent 11, Frank Williams, Illinois (3/9/01)

Five Steals by a Player

By Purdue 5, Willie Deane vs. Valparaiso (12/28/02)
By Opponent 5, Je'Kel Foster vs. Ohio State (3/5/06)

Five Blocked Shots by a Player

By Purdue 5, John Allison vs. Appalachian State (12/2/00)
By Opponent 6, Jordan Collins, at N.C. State (11/29/04)

Double-Double by a Player*

By Purdue 17/10, Matt Kiefer vs. Penn State (2/18/06)
By Opponent 11/12, Robert Vaden vs. Indiana (3/1/06)

^Rankings are ordered AP poll first then Coaches poll.

*Double-doubles are points and rebounds unless otherwise indicated.

2005-06 Box Scores

Purdue

GAME No. 1 vs Wofford

Purdue 1-0 • Wofford 1-2

Nov. 19, 2005

West Lafayette, Ind. • Mackey Arena

Wofford	MP	FG	3P	FT	R	F	ASTO	BS	ST	TP	
Fields	16	1-2	0-0	0-0	2	1	2	4	0	1	2
Nichols	37	7-14	5-11	2-2	2	4	3	1	0	1	21
Marshall	33	5-17	3-9	0-0	4	3	2	2	0	2	13
O'connor	27	1-6	1-5	1-2	6	3	0	3	0	5	4
Wilkerson	35	8-11	1-2	4-7	7	4	3	4	0	3	21
Gibson	24	2-4	1-1	6-7	2	3	4	4	0	4	11
Sheehan	7	1-1	1-1	0-0	0	1	0	0	0	0	3
Whately	17	0-1	0-1	0-0	2	3	0	0	0	0	0
Hegamin	4	0-0	0-0	0-0	0	0	0	0	0	0	0
Team					1						
TOTALS	200	25-56	12-30	13-18	22	14	18	0	16	75	

PURDUE	MP	FG	3P	FT	R	F	ASTO	BS	ST	TP	
Landry	27	8-10	1-1	5-6	5	3	1	3	0	2	22
Minnoy	28	11-13	2-2	1-6	5	1	4	1	0	25	
Kiefer	22	2-6	0-2	2-5	6	3	1	2	0	1	6
Lutz	24	1-8	1-6	0-0	4	1	3	5	0	1	3
Green	21	2-5	1-3	1-1	1	1	2	3	0	0	6
Spates	32	5-9	0-2	6-10	3	4	4	2	0	1	16
Ware	10	1-1	0-0	0-0	2	3	0	0	1	0	2
Dillion	25	1-1	0-0	0-0	6	2	3	2	1	1	2
Carroll	6	0-0	0-0	0-0	0	1	0	0	0	0	0
Hartley	5	0-0	0-0	0-0	1	0	1	0	0	0	0
Team					4						
TOTALS	200	31-53	16-15	28-37	19	16	21	3	6	82	

Wofford	32	43	75
Purdue	47	35	82

GAME No. 2 vs. S. Alabama

Purdue 2-0 • S. Alabama 1-1

Nov. 22, 2005

West Lafayette, Ind. • Mackey Arena

S. Alabama	MP	FG	3P	FT	R	F	ASTO	BS	ST	TP	
Christie	27	4-8	0-0	0-0	6	0	2	3	0	2	8
Law	31	5-8	4-6	0-0	2	2	1	2	0	2	14
McGriff	7	0-1	0-0	1-2	1	5	0	0	0	0	1
Jointer	23	3-9	1-4	0-1	2	3	2	4	0	1	7
Smith	29	5-8	2-4	0-0	0	1	3	5	0	1	12
Buboltz	22	2-6	1-4	0-0	4	2	0	1	0	1	5
Cowherd	12	1-4	0-2	2-2	2	2	1	1	0	2	4
Phillips	15	4-5	0-0	1-1	2	4	1	1	0	0	9
Bennett	15	0-3	0-1	3-4	2	1	1	1	0	0	3
Collins	15	1-3	1-2	1-2	1	2	1	2	0	1	4
Grigsby	4	0-0	0-0	0-0	0	1	0	0	0	0	0
Team					1						
TOTALS	200	25-59	23-8	12-23	23	23	12	20	0	9	67

PURDUE	MP	FG	3P	FT	R	F	ASTO	BS	ST	TP	
Landry	31	10-13	0-1	15-17	9	1	2	3	1	0	35
Minnoy	33	5-10	2-4	1-1	5	1	4	1	2	1	13
Kiefer	15	3-5	0-2	0-0	3	3	0	1	0	0	6
Lutz	27	3-7	2-5	2-2	4	3	1	3	1	2	10
Dillion	32	2-4	0-1	0-0	0	2	1	3	1	1	4
Green	17	2-3	0-0	0-0	1	2	3	0	1	4	
Spates	27	4-8	2-2	1-3	2	2	0	5	0	0	11
Ware	7	0-0	0-0	2-2	2	3	0	0	1	0	2
Hartley	8	0-0	0-0	0-0	1	1	1	0	0	0	0
Carroll	1	0-0	0-0	0-0	0	0	0	0	0	0	0
Riddell	1	0-0	0-0	0-0	0	0	0	0	0	0	0
Pruitt	1	0-0	0-0	0-0	1	0	0	0	0	0	0
Team					2						
TOTALS	200	29-50	15-21	25-30	18	15	18	7	5	85	

S. Alabama	36	31	67
Purdue	37	48	85

GAME No. 3 vs. Xavier

Purdue 2-1 • Xavier 2-0

Nov. 26, 2005

Indianapolis, Ind. • Consecro Fieldhouse

Xavier	MP	FG	3P	FT	R	F	ASTO	BS	ST	TP	
Thornton	28	7-10	0-0	9-12	6	1	1	1	2	2	23
Cage	34	2-4	0-0	2-4	5	3	2	1	1	1	6
Doellman	26	3-7	1-3	4-4	4	2	4	1	3	1	11
Burrell	32	6-10	4-6	0-0	0	2	3	4	0	0	16
Finn	29	2-3	1-1	5-5	3	1	3	3	0	1	10
Caudle	12	1-3	0-0	0-0	2	2	0	2	0	0	2
Duncan	18	2-6	0-4	2-2	2	1	3	0	0	0	6
Raymond	5	0-1	0-0	0-0	0	0	0	0	0	0	0
Wolf	15	0-2	0-0	0-0	3	1	1	1	0	1	0
Cole	1	0-0	0-0	0-0	0	0	0	0	0	0	0
Team											
TOTALS	200	23-46	14-22	27-25	13	17	13	6	6	74	

PURDUE	MP	FG	3P	FT	R	F	ASTO	BS	ST	TP	
Landry	18	2-9	1-4	0-0	1	4	1	2	1	0	5
Minnoy	32	3-10	0-4	1-2	5	2	4	2	0	3	7
Ware	15	1-1	0-0	0-0	2	3	1	3	0	0	2
Dillion	32	1-4	0-1	0-0	5	0	1	2	0	0	2
Spates	30	3-12	1-6	0-0	2	4	2	3	0	0	7
Kiefer	16	5-11	2-3	0-0	5	5	1	2	2	0	12
Lutz	28	4-6	3-4	4-5	2	3	1	0	0	1	15
Green	16	2-5	1-2	0-0	3	3	1	1	0	0	5
Carroll	6	0-1	0-0	0-0	1	0	0	0	0	1	0
Hartley	7	0-1	0-1	0-0	0	0	0	0	0	0	0
Team											
TOTALS	200	21-60	8-25	5-7	26	24	12	15	3	5	55

Xavier	31	43	74
Purdue	32	23	55

GAME No. 4 at Florida St.

Purdue 2-2 • Florida St. 3-1

Nov. 29, 2006

Tallahassee, Fla. • Donald L. Tucker Center

Florida St.	MP	FG	3P	FT	R	F	ASTO	BS	ST	TP	
Thornton	23	4-5	2-2	2-6	2	1	1	1	0	2	12
Johnson	19	5-5	1-1	3-5	3	3	1	3	1	4	14
Swann	21	5-9	2-4	0-0	2	1	2	2	0	2	12
Galloway	21	4-7	2-3	1-2	2	1	6	1	0	2	11
Rich	24	3-10	1-4	0-2	4	0	2	1	0	1	7
Mims	18	2-6	0-3	3-3	0	0	3	0	0	1	7
Allen	15	3-4	0-0	0-1	2	0	0	0	0	0	6
Breedon	12	2-2	0-0	3-4	0	2	0	2	0	1	7
Wilson	8	1-1	1-1	0-0	0	1	0	0	0	0	3
Romero	20	2-2	2-2	2-2	4	1	1	2	0	1	8
Hoff	2	0-0	0-0	0-0	0	0	0	0	0	0	0
Echefe	15	3-5	1-2	1-2	3	3	1	1	0	1	8
Zitani	2	1-1	0-0	0-0	1	0	0	0	0	0	2
Team					4						
TOTALS	200	35-58	12-21	27-27	13	17	13	1	16	97	

PURDUE	MP	FG	3P	FT	R	F	ASTO	BS	ST	TP	
Landry	27	3-6	0-0	3-3	6	4	1	4	0	0	9
Ware	18	2-3	0-0	2-2	3	1	0	0	0	0	6
Dillion	18	2-4	0-0	0-0	2	1	0	5	0	0	4
Spates	32	6-15	1-3	0-0	2	0	2	3	0	1	13
Minnoy	27	5-11	1-3	0-0	4	2	0	7	0	0	11
Hartley	7	0-0	0-0	0-0	0	0	2	0	0	0	0
Lutz	29	3-9	2-7	2-2	2	2	0	3	1	0	10
Green	12	0-3	0-2	0-0	3	5	1	5	0	1	0
Pruitt	1	1-1	0-0	0-0	1	0	0	0	0	0	2
Carroll	9	0-0	0-0	0-0	1	2	0	0	0	0	0
Kiefer	20	1-6	0-2	0-2	6	2	1	1	0		

Basketball

2005-06 Box Scores

GAME No. 7 at Loyola-Chicago

Purdue 65 • Loyola-Chicago 80
Dec. 11, 2005
Chicago, Ill. • Gentile Center

Loyola (Chi.)	MP	FG	3P	FT	R	F	A	S	T	B	S	T	TP
Schilb	36	2-11	2-3	4-4	4	1	6	1	3	1	1	0	10
Levin	28	2-6	0-1	2-2	6	2	4	3	0	0	0	0	6
Patrick	12	1-2	0-0	0-0	0	4	0	1	0	0	0	0	2
Logan	30	5-11	1-3	3-4	1	3	1	1	0	0	0	0	14
Blount	30	2-3	0-0	8-11	6	2	3	3	0	1	1	2	12
Robinson	9	1-2	1-2	1-2	2	1	0	0	0	0	0	0	4
Parker	5	0-1	0-0	0-0	0	1	0	0	0	0	0	0	0
Telander	0	0-0	0-0	0-0	0	0	0	0	0	0	0	0	0
Kou	21	6-13	3-7	4-4	5	3	0	0	0	1	1	0	19
Young	29	6-8	0-0	1-1	7	2	0	0	0	0	0	0	13
Team					3								
TOTALS	200	25-57	16-23	28-36	19	14	9	3	3	8	0	3	80

PURDUE	MP	FG	3P	FT	R	F	A	S	T	B	S	T	TP
Minnoy	32	5-7	1-2	0-2	9	4	2	4	0	0	0	1	11
Kiefer	33	5-12	0-1	5-6	9	4	2	1	1	0	0	0	15
Lutz	20	1-5	0-2	0-0	1	5	0	2	0	0	0	0	2
Dillon	36	2-6	0-0	3-4	5	2	2	2	0	0	0	0	7
Green	22	4-10	1-5	5-6	4	1	1	1	2	0	0	0	14
Hartley	12	1-3	0-2	0-0	1	3	0	0	0	0	0	0	2
Riddell	8	0-1	0-1	0-0	1	2	0	0	0	0	0	0	0
Spates	23	5-13	0-1	2-2	2	0	1	3	0	1	1	2	12
Carroll	6	0-0	0-0	0-0	1	2	0	1	0	0	0	0	0
Ware	8	1-1	0-0	0-0	0	2	2	1	0	0	0	0	2
Team					3								
TOTALS	200	24-58	15-15	20-36	25	10	15	3	1	6	5	1	65

Loyola (Chi.)	37	43	80
Purdue	26	39	65

GAME No. 8 vs. New Orleans

Purdue 68 • New Orleans 56
Dec. 17, 2005
West Lafayette, Ind. • Mackey Arena

New Orleans	MP	FG	3P	FT	R	F	A	S	T	B	S	T	TP
Williams	29	4-9	1-2	2-3	5	1	3	5	0	0	0	1	11
Daney	27	8-11	0-0	2-3	5	1	1	0	0	2	1	8	18
Malloy	25	2-8	0-0	3-6	5	3	0	5	1	1	1	7	7
Parlow	31	2-7	1-3	2-2	3	1	1	2	1	3	7	7	
McNeilly	28	1-8	0-1	0-0	2	1	5	1	0	1	2	2	2
Parker	15	1-3	0-0	2-2	2	5	0	0	1	1	4	4	4
Davis	9	1-3	0-1	0-0	0	1	0	2	0	0	0	2	2
Driggs	21	1-3	1-2	0-0	2	2	2	0	0	0	0	3	3
Manning	15	1-3	0-1	0-0	2	1	0	1	0	0	0	2	2
Team					3								
TOTALS	200	21-55	10-11	16-29	16	29	12	16	3	8	5	6	56

PURDUE	MP	FG	3P	FT	R	F	A	S	T	B	S	T	TP
Lutz	33	7-13	4-9	2-4	3	2	0	6	0	0	0	0	20
Dillon	35	5-7	0-1	0-1	3	0	3	2	0	1	1	10	10
Minnoy	24	4-9	0-2	0-1	4	4	3	4	0	3	8	8	8
Kiefer	29	5-8	1-3	1-2	4	3	1	0	1	0	1	12	12
Green	15	0-4	0-1	0-0	4	4	0	1	0	0	3	0	0
Hartley	13	0-1	0-1	0-0	3	1	3	0	1	0	0	0	0
Carroll	8	1-1	0-0	0-0	2	0	0	0	1	0	2	0	0
Ware	18	5-8	0-0	2-2	6	2	1	1	0	1	12	12	12
Spates	23	0-2	0-0	4-4	3	1	1	5	0	0	4	4	4
Riddell	2	0-1	0-1	0-0	0	0	0	0	0	0	0	0	0
Team					6								
TOTALS	200	27-54	15-18	9-14	38	17	12	20	3	8	6	8	68

New Orleans	17	39	56
Purdue	30	38	68

GAME No. 9 vs. IPFW

Purdue 79 • IPFW 69
Dec. 20, 2005
West Lafayette, Ind. • Mackey Arena

IPFW	MP	FG	3P	FT	R	F	A	S	T	B	S	T	TP
Scott	27	4-11	2-5	0-0	3	2	0	1	0	0	0	10	10
Hawkins	34	1-4	1-3	0-1	5	4	2	1	0	2	3	3	3
Best	37	6-10	2-2	1-3	4	4	4	4	1	1	15	15	15
Carouthers	38	4-14	0-3	6-8	4	1	2	4	0	0	14	14	14
Pompey	26	3-8	2-5	0-0	2	3	1	0	0	2	8	8	8
Savely	21	4-9	2-4	7-9	4	5	0	1	0	2	17	17	17
Egeric	5	0-2	0-0	0-0	0	0	0	0	0	0	0	0	0
Posley	12	0-2	0-0	2-2	1	4	0	1	0	1	2	2	2
Team					3								
TOTALS	200	22-60	9-22	26-23	26	23	9	13	1	8	6	9	69

PURDUE	MP	FG	3P	FT	R	F	A	S	T	B	S	T	TP
Minnoy	26	4-7	0-1	4-6	9	3	0	2	0	1	12	12	12
Carroll	3	1-1	0-0	0-0	0	0	0	0	0	0	0	0	2
Green	14	2-4	1-2	0-0	1	2	1	0	0	0	5	5	5
Lutz	29	6-14	4-11	2-2	3	4	0	5	0	0	18	18	18
Dillon	34	1-3	0-1	2	2	3	4	1	1	0	4	4	4
Kiefer	22	4-8	0-0	3-5	5	4	1	1	2	1	11	11	11
Ware	15	4-5	0-0	0-0	8	4	1	2	2	0	8	8	8
Spates	32	3-7	0-2	8-10	5	2	5	1	0	2	14	14	14
White	12	0-3	0-0	3-4	5	2	1	5	0	0	3	3	3
Hartley	12	0-1	0-1	2-2	1	2	0	0	0	0	2	2	2
Riddell	1	0-0	0-0	0-0	0	0	0	0	0	0	0	0	0
Team					3								
TOTALS	200	25-53	18-24	31-43	43	24	13	18	5	4	7	9	79

IPFW	26	43	69
Purdue	43	36	79

GAME No. 10 vs. Tennessee-Martin

Purdue 62 • Tennessee-Martin 54
Dec. 28, 2005
West Lafayette, Ind. • Mackey Arena

Tenn-Martin	MP	FG	3P	FT	R	F	A	S	T	B	S	T	TP
Woodfork	30	5-12	0-0	7-8	7	2	1	4	0	3	17	17	17
Jones	19	1-4	0-0	0-0	2	1	0	0	2	1	2	2	2
Thompson	15	1-3	0-0	0-0	6	2	0	0	0	0	2	2	2
Newson	32	4-16	0-1	4-4	8	3	0	3	0	3	12	12	12
Kelly	23	4-10	0-5	3-3	4	3	0	3	0	0	11	11	11
Flatt	19	1-5	1-4	0-0	1	2	1	0	0	0	3	3	3
Lewis	11	0-0	0-0	0-0	0	0	1	1	1	1	0	0	0
Knight	11	0-1	0-1	0-0	0	2	1	1	0	0	0	0	0
Tolliver	25	1-6	0-0	3-4	1	1	2	3	0	3	5	5	5
Ferrell	15	1-3	0-2	0-0	1	1	2	0	0	2	2	2	2
Team					4								
TOTALS	200	18-60	1-13	17-19	34	17	8	15	3	13	54	54	54

PURDUE	MP	FG	3P	FT	R	F	A	S	T	B	S	T	TP
Dillon	36	2-7	1-2	0-1	6	2	4	2	0	1	5	5	5
Minnoy	26	7-12	0-1	1-2	7	2	2	3	0	2	15	15	15
Kiefer	29	5-9	0-1	4-4	11	1	3	1	2	2	14	14	14
Lutz	29	3-10	2-7	3-3	2	2	3	3	0	1	11	11	11
Green	30	1-3	0-2	5-6	3	4	1	3	1	0	7	7	7
Spates	23	3-9	0-2	2-2	5	0	4	0	0	0	8	8	8
Ware	10	0-2	0-0	0-0	0	3	0	0	2	0	0	0	0
Hartley	4	0-0	0-0	0-0	0	0	0	1	0	0	0	0	0
White	11	1-4	0-0	0-0	2	1	0	2	0	0	2	2	2
Carroll	1	0-0	0-0	0-0	0	0	0	0	0	0	0	0	0
Riddell	1	0-0	0-0	0-0	0	0	0	0	0	0	0	0	0
Team					7								
TOTALS	200	22-56	3-15	15-18	43	15	13	20	5	6	62	62	62

Tenn-Martin	18	36	54
Purdue	33	29	62

GAME No. 11 at No. 4 Memphis

Purdue 70 • Memphis 90
Dec. 30, 2005
Memphis, Tenn. • FedEx Forum

Memphis	MP	FG	3P	FT	R	F	A	S	T	B	S	T	TP
Williams	19	6-9	3-5	0-0	3	4	2	1	0	1	15	15	15
Dorsey	30	6-10	0-0	4-5	13	4	3	3	3	1	16	16	16
Douglas-Roberts	32	6-11	0-1	4-4	2	3	3	2	1	4	16	16	16

GAME No. 13 at Michigan

Purdue 65 • Michigan 68

Jan. 7, 2006

Ann Arbor, Mich. • Crisler Arena

Michigan	MP	FG	3P	FT	R	F	ASTO	BS	ST	TP	
Harris	28	0-7	0-4	0-0	5	2	4	2	0	1	0
Brown	26	4-6	0-0	3-6	10	2	0	1	0	0	11
Sims	27	1-3	0-0	4-4	8	4	1	3	3	1	6
Smith	26	3-6	1-2	0-1	3	0	3	1	0	3	7
Horton	37	7-20	5-9	5-5	1	2	4	4	0	2	24
Hunter	13	1-2	0-1	0-1	0	2	0	1	2	1	2
Shepherd	10	1-3	0-0	1-1	1	1	1	2	0	1	3
Petway	14	2-6	0-0	3-4	3	2	0	0	0	0	7
Coleman	16	2-3	1-2	3-4	2	1	0	1	0	0	8
Grooms	3	0-0	0-0	0-0	0	0	0	0	0	0	0
Team					4						
TOTALS	200	21-56.7	18-19.26	37	16	13	15	5	9	9	68

PURDUE	MP	FG	3P	FT	R	F	ASTO	BS	ST	TP	
Dillon	28	1-3	0-0	0-0	1	4	2	3	0	0	2
Ware	23	3-8	0-0	0-1	10	3	0	3	3	0	6
Kiefer	39	8-12	3-5	2-2	8	3	6	2	2	0	21
Green	19	2-4	2-4	0-0	2	3	2	1	0	1	6
Lutz	28	2-7	0-3	0-0	0	2	1	4	0	0	4
Hartley	16	0-2	0-2	0-0	2	1	2	0	0	0	0
Spates	30	6-15	3-5	2-2	3	2	3	1	0	1	17
White	16	1-6	0-0	5-5	7	3	0	5	1	0	7
Carroll	1	1-1	0-0	0-0	0	2	0	0	0	0	2
Team					3						
TOTALS	200	24-58.8	19-9.10	36	23	16	20	6	2	65	

Michigan	33	35	68
Purdue	38	27	65

GAME No. 14 vs. No. 19 Ohio State

Purdue 64 • Ohio State 80

Jan. 11, 2006

West Lafayette, Ind. • Mackey Arena

Ohio St.	MP	FG	3P	FT	R	F	ASTO	BS	ST	TP	
Sullinger	25	5-9	3-6	4-5	7	2	0	2	1	1	17
Butler	31	3-3	1-1	0-0	1	2	7	0	0	2	7
Foster	25	4-8	2-4	0-0	5	3	2	2	0	6	10
Sylvester	19	5-7	0-1	0-0	2	4	4	3	0	1	10
Dials	26	5-7	0-0	3-4	5	3	1	1	0	0	13
Lewis	25	3-8	3-3	0-0	4	1	3	4	0	0	9
Mayer	19	3-9	1-3	0-0	0	0	1	2	0	2	7
Terwilliger	14	1-3	0-0	0-0	2	1	0	0	0	1	2
Harris	14	2-5	1-4	0-0	1	0	0	0	0	0	5
Bell	2	0-0	0-0	0-0	1	0	0	0	0	0	0
Team					1						
TOTALS	250	31-59.11	22-7.9	29	16	18	14	1	13	80	

PURDUE	MP	FG	3P	FT	R	F	ASTO	BS	ST	TP	
Green	24	4-6	1-3	0-0	4	4	0	4	0	3	9
Lutz	23	1-4	1-2	0-0	3	1	1	3	0	0	3
Dillon	33	3-5	0-1	0-0	2	0	1	1	1	0	6
Ware	16	1-4	0-0	0-1	0	3	1	1	0	1	2
Kiefer	30	6-15	1-4	2-5	13	2	1	4	1	2	15
Spates	30	6-14	0-2	2-3	4	0	1	5	0	1	14
Hartley	11	0-0	0-0	0-0	0	0	1	0	0	0	0
White	22	7-8	0-0	1-3	3	1	3	2	2	0	15
Carroll	11	0-1	0-0	0-0	3	0	0	0	0	1	0
Riddell	3	0-0	0-0	0-0	0	0	0	1	0	0	0
Team					2						
TOTALS	250	28-57.3	12-5.12	34	11	9	21	4	8	64	

Ohio St.	46	34	80
Purdue	32	32	64

GAME No. 15 vs. Minnesota

Purdue 72 • Minnesota 55

Jan. 14, 2006

West Lafayette, Ind. • Mackey Arena

Minnesota	MP	FG	3P	FT	R	F	ASTO	BS	ST	TP	
Boone	39	3-10	3-10	2-2	2	3	2	3	0	2	11
Hargrow	28	4-8	1-3	1-1	4	2	5	1	0	2	10
Grier	39	3-9	0-0	4-7	7	2	1	3	0	2	10
Tollackson	29	4-6	0-0	0-2	7	4	2	1	0	0	8
Coleman	24	1-10	1-4	0-0	3	1	0	3	0	0	3
Stamper	16	1-5	0-0	0-2	4	3	0	0	0	0	2
Tucker	21	3-10	1-4	2-2	1	2	1	2	0	1	9
Williams	3	1-1	0-0	0-0	1	1	0	0	0	0	2
Abu-Shamala	1	0-0	0-0	0-0	0	0	0	0	0	0	0
Team					2						
TOTALS	200	20-59.6	21-9.16	31	18	11	13	0	7	55	

PURDUE	MP	FG	3P	FT	R	F	ASTO	BS	ST	TP	
Green	20	3-5	0-2	0-0	3	2	1	2	0	0	6
Hartley	16	0-1	0-1	1-2	2	1	2	1	0	0	1
Dillon	39	4-8	2-3	0-0	5	1	4	3	0	0	10
Ware	22	3-5	0-0	2-2	4	1	2	1	0	0	8
Kiefer	30	4-10	2-5	2-5	13	3	3	3	2	0	12
Lutz	24	3-5	3-5	0-0	0	3	2	2	0	0	9
Spates	23	3-8	2-3	1-2	2	2	4	3	0	1	9
White	26	6-9	0-0	5-5	6	3	0	2	3	2	17
Team					4						
TOTALS	200	26-51.9	19-11.16	39	16	18	17	5	3	72	

Minnesota	33	22	55
Purdue	33	39	72

GAME No. 16 at Penn State

Purdue 54 • Penn State 74

Jan. 18, 2006

University Park, Pa. • Bryce Jordan Center

Penn State	MP	FG	3P	FT	R	F	ASTO	BS	ST	TP	
Cornley	37	7-9	0-0	4-4	6	1	0	2	0	2	18
Claxton	37	9-16	1-1	1-1	10	3	2	2	1	1	20
Parker	29	3-8	1-2	3-4	5	5	2	3	0	3	10
Luber	31	3-5	2-2	0-0	2	1	6	1	0	2	8
Jackson	24	2-8	1-3	1-2	0	2	0	3	0	2	6
Walker	25	4-6	2-3	0-0	2	0	5	2	0	2	10
Leiner	1	0-0	0-0	0-0	0	0	0	0	0	0	0
Obradovic	1	0-0	0-0	0-0	0	0	0	0	0	0	0
Suotamo	1	0-0	0-0	0-0	0	1	0	0	0	0	0
Hassell	1	0-0	0-0	0-0	0	0	0	0	0	0	0
Bogetic	12	0-0	0-0	2-2	1	3	2	1	0	0	2
McSweeney	1	0-1	0-1	0-0	1	0	1	0	0	0	0
Team					2						
TOTALS	200	28-53.7	12-11.13	29	16	18	14	1	12	74	

PURDUE	MP	FG	3P	FT	R	F	ASTO	BS	ST	TP	
Ware	13	1-2	0-0	0-2	0	3	0	1	0	1	2
Kiefer	33	4-13	1-5	4-6	5	1	3	1	2	1	13
Hartley	25	1-3	0-2	0-0	2	1	1	2	0	1	2
Dillon	33	3-6	3-3	0-0	5	1	5	0	0	0	9
Green	26	2-5	0-0	0-0	4	2	1	1	0	0	4
Lutz	22	1-7	1-6	0-0	0	1	1	1	0	0	3
Riddell	3	0-0	0-0	0-0	0	0	0	0	0	0	0
Spates	13	1-3	1-1	1-2	1	1	0	6	0	0	4
White	20	4-7	0-0	5-8	3	3	1	2	1	1	13
Carroll	12	2-3	0-1	0-0	5	0	0	0	0	2	4
Team					3						
TOTALS	200	19-49.6	2-11.0	28	13	11	19	3	6	54	

Penn State	35	39	74
Purdue	27	27	54

GAME No. 17 at No. 11 Indiana

Purdue 49 • Indiana 62

Jan. 21, 2006

Bloomington, Ind. • Assembly Hall

Indiana	MP	FG	3P	FT	R	F	ASTO	BS	ST	TP	
Killingsworth	30	5-7	0-0	8-9	10	4	3	6	1	1	18
Allen	5	0-1	0-0	0-0	0	2	0	2	0	0	0
Strickland	32	2-10	2-5	2-2	6	1	0	2	1	2	8
Vaden	37	5-12	2-6	2-2	8	2	3	2	1	2	14
Monroe	27	1-4	1-1	2-4	5	2	1	0	0	0	5
Wilmont	28	4-9	2-6	4-9	5	3	1	0	0	1	14
Ratliff	20	1-1	1-1	0-0	1	4	1	0	0	1	3
Kline	8	0-0	0-0	0-0	1	3	0	0	1	0	0
Calloway	13	0-2	0-0	0-2	1	0	0	0	0	1	0
Team					1						
TOTALS	200	18-46.8	19-18.28	38	21	9	13	4	8	62	

PURDUE	MP	FG	3P	FT	R	F	ASTO	BS	ST	TP	
Ware	21	2-7	0-0	3-4	4	3	0	1	2	0	7
Kiefer	34	2-11	0-3	3-5	10	3	2	3	2	2	7
Hartley	25	0-1	0-0	0-0	1	5	2	1	0	1	0
Lutz	25	2-4	1-3	0-1	2	4	0	0	1	0	5
Dillon	36	2-5									

Basketball

2005-06 Box Scores

GAME No. 19 vs. No. 7 Illinois

Purdue 58 • Illinois 76
Jan. 28, 2006
Champaign, Ill. • Assembly Hall

Illinois	MP	FG	3P	FT	R	F	ASTO	BS	ST	TP	
Augustine	27	5-9	0-0	1-3	12	4	0	2	0	2	11
Randle	26	4-8	0-1	1-1	4	4	2	1	0	1	9
Pruitt	19	1-5	0-0	0-0	6	4	21	3	1	0	2
Brown	37	5-14	0-5	2-3	4	0	9	2	0	1	12
McBride	34	6-10	3-6	4-4	2	1	2	1	0	0	19
Hicks	1	0-0	0-0	0-0	0	0	0	0	0	0	0
Frazier	15	0-2	0-1	1-2	1	0	1	1	1	1	1
Brock	4	0-0	0-0	1-2	1	1	0	0	0	0	1
Smith	21	3-8	3-6	0-0	5	4	1	0	0	1	9
Carter	6	1-3	0-1	2-2	0	0	0	0	0	0	4
Arnold	10	3-6	0-0	2-2	4	1	0	1	0	0	8
Team					4		1				
TOTALS	200	28-656	20-14	19-43	19	16	12	2	6	6	76

PURDUE	MP	FG	3P	FT	R	F	ASTO	BS	ST	TP	
White	19	1-11	0-0	3-4	4	3	3	3	1	0	5
Kiefer	31	3-9	1-2	2-4	10	2	0	3	1	2	9
Hartley	31	2-3	1-2	0-0	3	0	2	1	0	0	5
Lutz	25	2-7	1-2	2-2	1	3	1	2	0	0	7
Dillon	38	3-6	2-3	2-4	2	2	3	3	1	1	10
Riddell	2	0-0	0-0	0-0	0	0	0	0	0	0	0
Green	28	3-6	2-4	3-3	1	4	1	0	0	0	11
Carroll	5	0-0	0-0	0-0	1	1	0	2	0	0	0
Ware	21	5-8	0-0	1-3	3	1	1	1	1	0	11
Team					6						
TOTALS	200	19-507	16-13	20-29	16	11	15	4	3	58	

Illinois	35	41	76
Purdue	27	31	58

GAME No. 20 vs. No. 23 Iowa

Purdue 68 • Iowa 77
Feb. 1, 2006
West Lafayette, Ind. • Mackey Arena

Iowa	MP	FG	3P	FT	R	F	ASTO	BS	ST	TP	
Haluska	34	4-9	2-6	1-2	6	1	4	2	0	0	11
Brunner	32	1-6	0-1	8-10	7	3	0	2	0	2	10
Hansen	23	1-3	0-0	0-0	1	1	0	0	1	0	2
Horner	39	10-15	7-10	5-6	4	0	4	3	0	3	32
Henderson	32	7-10	1-2	2-4	3	2	2	3	0	3	17
Thomas	15	2-4	0-0	1-2	3	3	0	0	0	2	5
Thompson	9	0-3	0-0	0-0	1	2	1	1	1	1	0
Freeman	13	0-1	0-1	0-0	0	1	1	0	0	1	0
Wieck	2	0-0	0-0	0-0	0	0	0	0	0	0	0
Gorney	1	0-0	0-0	0-0	0	0	0	0	0	0	0
Team					1						
TOTALS	200	25-5110	20-17	24-26	13	12	11	2	12	77	

PURDUE	MP	FG	3P	FT	R	F	ASTO	BS	ST	TP	
Hartley	15	0-0	0-0	0-0	0	5	0	0	0	0	0
Dillon	38	4-8	0-2	1-1	5	0	3	1	0	0	9
Kiefer	33	7-11	2-5	1-1	6	0	2	2	1	3	17
Lutz	38	3-12	2-9	0-0	3	3	1	4	0	1	8
White	23	5-10	0-0	2-2	4	4	3	0	0	0	12
Ware	24	8-9	0-0	1-3	7	4	1	2	0	1	17
Green	18	1-4	0-1	0-0	1	1	1	4	0	0	2
Riddell	11	1-2	1-2	0-0	0	1	1	2	0	0	3
Team					2						
TOTALS	200	29-565	19-5	7-28	18	12	15	1	5	68	

Iowa	25	52	77
Purdue	33	35	68

GAME No. 21 vs. Wisconsin

Purdue 70 • Wisconsin 62
Feb. 4, 2006
West Lafayette, Ind. • Mackey Arena

Wisconsin	MP	FG	3P	FT	R	F	ASTO	BS	ST	TP	
Tucker	37	8-17	0-3	6-7	4	0	2	4	0	0	22
Chappell	25	1-3	0-2	2-3	4	3	0	1	2	0	4
Butch	20	2-8	0-2	2-2	3	3	0	0	1	0	6
Taylor	40	4-11	3-6	0-1	3	4	3	4	0	0	11
Nixon	28	0-4	0-2	0-0	2	1	2	1	0	1	0
Gullikson	19	1-3	0-0	2-2	5	1	1	3	0	0	4
Krabbenhoft	11	3-6	0-1	3-5	4	5	0	0	0	0	9
Flowers	20	2-3	2-2	0-0	2	2	2	1	0	1	6
Team					3						
TOTALS	200	21-555	18-15	20-30	19	10	14	3	2	62	

PURDUE	MP	FG	3P	FT	R	F	ASTO	BS	ST	TP	
Kiefer	36	6-16	2-4	2-2	8	2	0	1	1	0	16
Dillon	38	3-5	0-0	2-4	7	2	3	3	0	2	8
White	24	7-12	0-0	4-7	6	5	2	2	0	4	18
Hartley	30	0-2	0-1	2-2	0	1	4	0	0	1	2
Lutz	35	4-8	2-3	2-3	6	1	6	3	0	0	12
Ware	12	3-6	0-0	1-1	5	5	1	1	0	1	7
Green	16	2-3	0-1	0-0	1	1	0	2	0	1	4
Riddell	2	1-1	1-1	0-0	0	0	0	0	0	0	3
Carroll	7	0-0	0-0	0-0	1	1	0	0	0	0	0
Team					1						
TOTALS	200	26-535	10-13	19-35	18	16	12	1	9	70	

Wisconsin	29	33	62
Purdue	36	34	70

GAME No. 22 at No. 12 Michigan St.

Purdue 52 • Michigan State 77
Feb. 8, 2006
East Lansing, Mich. • Breslin Center

Michigan St.	MP	FG	3P	FT	R	F	ASTO	BS	ST	TP	
Brown	35	4-8	0-1	6-7	7	0	4	4	0	1	14
Neitzel	26	4-8	1-3	2-2	1	0	6	1	0	1	11
Ager	34	7-13	0-4	2-4	1	1	5	3	0	1	16
Trannon	21	1-3	0-0	1-2	8	4	3	1	0	1	3
Davis	32	8-12	0-1	6-6	6	3	3	2	2	3	22
Ibok	1	0-0	0-0	0-0	0	0	0	0	0	0	0
Darnott	1	0-0	0-0	0-0	0	0	0	0	0	0	0
Tibaldi	1	0-0	0-0	0-0	0	0	0	0	0	0	0
Walton	17	1-2	0-0	0-0	6	0	2	1	0	1	2
Aerts	1	0-0	0-0	0-0	0	0	0	0	0	0	0
Suton	11	2-3	0-0	0-0	0	1	0	0	0	0	4
Ducre	1	1-1	1-1	0-0	0	0	0	1	0	0	3
Hamo	1	0-0	0-0	0-0	1	0	1	0	0	0	0
Joseph	5	0-3	0-1	0-0	1	1	0	0	0	0	0
Gray	4	0-0	0-0	0-0	1	4	0	0	0	0	0
Hannon	1	0-0	0-0	0-0	0	0	0	0	0	0	0
Rowley	8	1-1	0-0	0-0	3	1	0	2	0	0	2
Team					3	1					
TOTALS	200	29-542	11-17	21-38	16	24	15	2	8	77	

PURDUE	MP	FG	3P	FT	R	F	ASTO	BS	ST	TP	
Hartley	30	2-3	1-2	0-0	1	0	2	0	0	0	5
Lutz	32	2-5	1-3	0-0	1	3	2	3	0	0	5
Dillon	34	2-4	1-1	2-4	1	1	3	3	0	0	7
White	23	6-11	0-0	2-2	4	3	0	6	0	2	14
Kiefer	25	3-10	0-3	0-1	4	1	1	2	0	0	6
Riddell	6	0-1	0-1	0-0	1	0	0	0	0	0	0
Green	17	2-4	0-1	0-0	1	1	1	1	0	2	4
Carroll	9	0-0	0-0	0-0	0	2	1	0	0	0	0
Ware	24	5-11	0-0	1-2	4	3	1	0	2	2	11
Team					1						
TOTALS	200	22-493	11-11	5-9	18	15	11	16	2	6	52

Michigan State	34	43	77
Purdue	32	20	52

GAME No. 23 vs. No. 22 Michigan

Purdue 84 • Michigan 70
Feb. 11, 2006
West Lafayette, Ind. • Mackey Arena

Michigan	MP	FG	3P	FT	R	F	ASTO	BS	ST	TP	
Coleman	35	6-12	4-8	2-2	7	3	0	2	0	0	18
Brown	19	0-1	0-0	1-2	5	3	1	0	0	0	1
Sims	23	1-0	0-0	5-8	3	3	2	1	0	0	7
Horton	27	2-10	0-3	4-4	0	1	2	3	0	0	8
Shepherd	25	2-6	1-2	4-5	6	3	2	0	0	0	9
Hunter	27	6-15	3-7	1-2	4	4	1	4	0	1	16
Grooms	28	0-2	0-2	4-5	0	1	3	3	0	2	4
Petway	8	1-3	0-0	3-4	1	2	0	0	0	1	5
Harrell	8	0-0	0-0	2-2	2	0	0	2	0	0	2
Team					3						
TOTALS	200	18-518	22-26	34-31	20	11	15	0	4	70	

PURDUE	MP	FG	3P	FT	R	F	ASTO	BS	ST	TP	
Ware	21	7-11	0-0	0-2	1	3	2	0	1	1	14
Kiefer	23	2-6	0-1	3-5	3	4	2	4	1	1	7
Hartley	21	0-2	0-2	2-2	2	2	0	0	0	1	2
Lutz	35	4-6	1-3	5-6	2	2	1	2	0	1	14
Dillon	32	3-4	1-2	0-0	3	4	5	1	1	2	7
White	22	4-6	0-0	7-8	4	5	2				

2005-06 Box Scores

GAME No. 25 at Minnesota

Purdue 50 • Minnesota 62

Feb. 22, 2006

Minneapolis, Minn. • Williams Arena

Minnesota	MP	FG	3P	FT	R	F	A	S	T	B	S	T	P
Stamper	22	1-4	0-0	0-0	7	3	2	2	0	2	2	2	
Puchtel	19	1-1	0-0	1-2	1	2	0	1	0	2	3		
Grier	35	2-9	0-0	2-3	4	3	3	4	0	3	6		
Abu-Shamala	24	2-5	0-2	4-5	1	0	1	1	0	0	8		
Boone	29	2-6	2-5	4-4	2	1	4	2	0	2	10		
Tollackson	19	5-5	0-0	2-3	2	3	0	0	0	0	12		
Coleman	17	4-5	1-2	0-1	5	4	2	2	0	0	9		
Hargrow	17	0-2	0-1	2-2	3	1	3	0	0	1	2		
Tucker	16	3-8	1-5	3-3	1	2	2	1	1	1	10		
Williams	1	0-0	0-0	0-0	1	1	0	1	0	0	0		
Saunders	1	0-0	0-0	0-0	0	0	0	0	0	0	0		
Team					2					1			
TOTALS	200	20-454	15-18	23	29	20	17	15	1	11	62		

PURDUE	MP	FG	3P	FT	R	F	A	S	T	B	S	T	P
Ware	20	1-4	0-0	1-2	4	4	1	3	0	0	3		
Kiefer	28	4-9	1-3	0-1	8	5	1	1	0	0	9		
Hartley	18	1-3	0-2	0-0	3	4	1	1	0	0	2		
Lutz	37	1-5	1-2	0-0	2	0	3	3	0	1	3		
Dillon	37	3-7	1-3	0-0	3	1	2	4	0	1	7		
White	22	3-6	0-0	6-11	3	2	1	4	0	0	12		
Green	25	3-6	0-2	3-4	2	1	2	1	0	3	9		
Carroll	7	0-0	0-0	0-0	0	3	0	1	0	0	0		
Riddell	6	2-3	1-1	0-0	0	1	1	1	0	1	5		
Team					5								
TOTALS	200	18-434	13-10	18	30	21	12	19	0	6	50		

Minnesota	27	35	62
Purdue	19	31	50

GAME No. 26 vs. Indiana

Purdue 59 • Indiana 70

March 1, 2006

West Lafayette, Ind. • Mackey Arena

Indiana	MP	FG	3P	FT	R	F	A	S	T	B	S	T	P
Vaden	39	4-14	3-8	0-0	12	1	1	4	0	0	11		
Calloway	28	3-4	0-1	5-6	2	0	3	1	0	0	11		
Killingsworth	25	5-10	0-2	0-0	3	4	4	3	0	4	10		
Ratliff	21	1-3	0-2	1-3	0	1	2	0	0	0	3		
Strickland	35	5-7	3-3	3-3	7	2	2	5	0	1	16		
Wilmont	35	2-8	0-3	2-2	6	2	1	0	0	2	6		
Allen	15	2-4	2-3	0-0	3	2	1	0	0	0	6		
Suhr	10	0-0	0-0	2-2	0	1	2	0	0	0	2		
Kline	1	0-0	0-0	0-0	0	1	0	1	0	0	0		
Monroe	7	2-2	1-1	0-0	0	0	0	0	0	0	5		
Team					2					1			
TOTALS	200	24-529	23-13	16	35	14	16	15	0	7	70		

PURDUE	MP	FG	3P	FT	R	F	A	S	T	B	S	T	P
Ware	28	8-13	0-0	0-2	5	2	1	4	1	0	16		
Kiefer	35	5-11	1-6	2-2	9	1	0	2	0	1	13		
Dillon	40	3-12	2-5	0-0	3	1	6	3	0	1	8		
Hartley	20	1-3	0-2	0-0	1	4	4	0	0	0	2		
Lutz	33	3-8	1-4	0-0	2	4	3	1	0	1	7		
Green	10	0-3	0-2	0-0	2	2	1	1	0	0	0		
White	16	3-9	0-0	1-2	3	0	0	0	0	1	7		
Riddell	18	2-4	2-3	0-0	3	3	2	2	0	1	6		
Team					3								
TOTALS	200	25-636	22	3-6	31	17	17	13	1	5	59		

Indiana	25	45	70
Purdue	27	32	59

GAME No. 27 at No. 9 Ohio State

Purdue 57 • Ohio State 76

March 5, 2006

Columbus, Ohio.. • Value City Arena

Ohio State	MP	FG	3P	FT	R	F	A	S	T	B	S	T	P
Sullinger	31	6-8	1-3	3-4	8	1	0	0	0	0	16		
Sylvester	30	4-6	1-2	0-1	2	2	3	1	1	0	9		
Dials	28	7-10	0-0	6-6	4	3	1	4	1	0	20		
Butler	32	4-9	1-5	6-7	2	3	5	3	0	0	15		
Foster	34	2-15	1-9	3-3	8	1	5	2	0	5	8		
Harris	7	0-2	0-2	1-2	1	0	0	0	0	0	1		
Lewis	20	2-5	0-2	1-1	2	0	0	1	0	0	5		
Bell	2	0-2	0-1	0-0	1	0	0	0	0	0	0		
Mayes	2	0-0	0-0	0-0	0	0	0	0	0	0	0		
Payne	2	0-0	0-0	0-0	0	0	0	0	0	0	0		
Terwilliger	1-2	0-0	0-0	0-0	2	4	1	0	0	1	2		
Team					4								
TOTALS	200	26-594	24-20	24	34	14	15	11	2	6	76		

PURDUE	MP	FG	3P	FT	R	F	A	S	T	B	S	T	P
Ware	33	9-14	0-0	7-9	5	1	2	4	1	1	25		
Kiefer	35	4-10	0-3	0-2	8	2	0	3	1	1	8		
Hartley	25	0-4	0-4	0-0	1	3	5	1	0	0	0		
Lutz	21	2-8	1-4	0-0	2	5	0	2	0	0	5		
Dillon	35	4-6	0-1	0-0	7	2	0	1	0	1	8		
Riddell	13	2-3	1-2	0-0	0	2	1	1	0	0	5		
Green	26	2-9	0-3	0-0	6	1	3	3	2	1	4		
White	2	0-2	0-0	0-0	0	0	0	0	0	0	0		
Carroll	10	1-1	0-0	0-0	1	2	1	2	0	0	2		
Team					6								
TOTALS	200	24-572	17	7-11	36	18	12	17	4	4	57		

Ohio State	35	41	76
Purdue	31	26	57

GAME No. 28 vs. Michigan State

Purdue 58 • Michigan State 70

March 9, 2006

Indianapolis, Ind. • Consecro Fieldhouse

Michigan St.	MP	FG	3P	FT	R	F	A	S	T	B	S	T	P
Brown	35	3-10	1-2	4-7	6	1	4	4	0	2	11		
Neitzel	32	2-5	1-3	1-2	2	1	4	1	0	0	6		
Ager	33	7-13	1-3	5-5	6	1	2	1	0	1	20		
Suton	17	6-8	0-0	0-0	3	4	1	2	0	0	12		
Davis	26	3-10	0-0	5-6	7	4	2	2	1	2	11		
Ibok	4	0-0	0-0	0-0	1	1	0	0	0	0	0		
Walton	19	2-3	0-0	0-0	2	1	2	1	0	2	4		
Aerts	1	0-0	0-0	0-0	0	0	0	0	0	0	0		
Trannon	19	1-3	0-0	4-6	4	4	1	0	0	0	6		
Hamo	0+	0-0	0-0	0-0	0	0	0	0	0	0	0		
Rowley	14	0-1	0-0	0-0	1	4	0	1	0	0	0		
Team					6								
TOTALS	200	24-53	3-8	19-26	38	21	16	12	1	7	70		

PURDUE	MP	FG	3P	FT	R	F	A	S	T	B	S	T	P
Hartley	24	0-0	0-0	0-0	1	1	1	0	0	1	0		
Lutz	38	2-9	1-6	0-0	3	3	2	2	0	0	5		
Dillon	40	5-8	0-2	3-4	6	2	2	4	0	2	13		
Ware	21	8-12	0-0	4-7	3	4	0	1	0	0	20		
Kiefer	36	5-15	1-2	5-8	7	3	2	1	2	2	16		
Riddell	9	0-1	0-1	0-0	0	0	0	1	0	0	0		
Green	9	0-0	0-0	0									