



2008 Purdue Football Notes

Game Five - October 4 - Noon ET

No. 6 Penn State at Purdue

West Lafayette, Ind. - Ross-Ade Stadium (62,500)

2008 Purdue Schedule

September

6 Northern Colorado (BTN)	W, 42-10
13 #16 Oregon (ABC)	L, 32-26 (2OT)
20 Central Michigan (BTN)	W, 32-25
27 at Notre Dame (NBC)	L, 38-21

October

4 #6 Penn State (ESPN)	Noon
11 at Ohio State (ABC and ESPN)	3:30 p.m.
18 at Northwestern (ESPN, ESPN2 or BTN)	Noon
25 Minnesota (ESPN, ESPN2 or BTN)	Noon

November

1 Michigan (TBA)	TBA
8 at Michigan State (TBA)	TBA
15 at Iowa (TBA)	TBA
22 Indiana (TBA)	TBA

All game times are ET and are subject to change without notice.

Television This Weekend

ESPN

Play-by-Play	Dave Pasch
Analyst	Andre Ware

Radio This Weekend

Purdue Sports Network

Play-by-Play	Joe McConnell
Color	Pete Quinn
Sideline	Rob Blackman
Producer	Tim Newton
Engineer	Gary Kline

Purdue Sports Info

For any media inquiries regarding Purdue football please contact Assistant Athletic Director Tom Schott or Assistant SID Matt Rector.
 Schott's Office Phone 765-494-3145
 Schott's E-mail tschott@purdue.edu
 Rector's Office Phone 765-494-3196
 Rector's E-mail rector@purdue.edu

Mailing Address

Purdue Sports Information Office
 Mackey Arena, Room 15
 West Lafayette, IN
 47907



Penn State Nittany Lions

2008 Record	5-0/1-0 Big Ten
2007 Record	9-4/4-4 Big Ten
Head Coach	Joe Paterno, 43rd year
Career Record	377-125-3
at Penn State	377-125-3
vs Purdue	9-2

Team Leaders

<u>Rushing</u>	
Even Royster	66-518, 7 TD
<u>Passing</u>	
Daryll Clark	62-98-1, 896, 9 TD
<u>Receiving</u>	
Jordan Norwood	5-318, 4 TD
<u>Tackles</u>	
Navorro Bowman	25-20-45, 5.5 TFL



Purdue Boilermakers

2008 Record	2-2/0-0 Big Ten
2007 Record	8-5/3-5 Big Ten
Head Coach	Joe Tiller, 12th year
Career Record	124-86-1
at Purdue	85-56
vs Penn State	2-7

Team Leaders

<u>Rushing</u>	
Kory Sheets	75-439, 7 TD
<u>Passing</u>	
Curtis Painter	97-169-4, 1,113, 5 TD
<u>Receiving</u>	
Greg Orton	25-287, TD
<u>Tackles</u>	
Anthony Heygood	24-16-40, 2 TFL

SOME GAME THEMES

A week later than everyone else, Purdue opens its 113th season of Big Ten Conference play ... It's an opportunity to snap a 15-game winless streak against top 25 teams, as the Boilermakers get a crack at a ranked team for the second time this season ... Can the Boilermakers expose any weaknesses in what has been a nearly flawless season for the Nittany Lions? ... The two winningest head coaches at their respective schools meet up ... Running back Kory Sheets looks to continue his record-breaking season by snapping the tie he currently shares with Mike Alstott for the career rushing TD record (39) ... It's a matchup of Sheets, the No. 17 rusher in the FBS, against Penn State's FBS No. 15-rated run defense ... Quarterback Curtis Painter needs 71 more yards to move past Mark Herrmann for second all time at Purdue in passing yardage.

BOILERMAKER BLACKOUT

Purdue fans are encouraged to wear their Boilermaker Blackout T-shirt this weekend. Game specific Ts featuring Penn State and Purdue helmets can be purchased at all Folletts locations for \$12. A portion of the shirt sales will be donated to the United Way.

2008 PURDUE STATISTICAL LEADERS

Passing	Curtis Painter	97-169-4 / 1,113 / 5 TD
Rushing	Kory Sheets	75-439, 7 TD
Receiving	Greg Orton	25-287 / 1 TD
Total Offense	Curtis Painter	278.2 YPG
All-Purpose Yardage	Kory Sheets	193.0 YPG
Scoring	Kory Sheets	10.5 PPG
Punting	Chris Summers	41.8
Kicking	Chris Summers	5-8 FG / 14-14 PAT
Tackles	Anthony Heygood	24-16-40
Tackles for Loss	Mike Neal	4.0
Sacks	Mike Neal and Alex Magee	2.0
Interceptions	Four tied	1
Passes Defended	David Pender	6
Fumbles Forced	Four tied	1
Fumbles Recovered	Two tied	1
Kickoff Returns	Desmond Tardy	40.3 YPK
Punt Returns	Frank Halliburton	5.5 YPPR

How they Got There

Joe Tiller became Purdue's all time winningest coach when the Boilermakers defeated Central Michigan 32-25 on Sept. 20 this year. Tiller moved past Jack Mollenkopf on the career coaching wins list with his 85th career win with the Boilermakers.



Joe Tiller
12 Years
1997-Present

Year	Overall	Big Ten	Bowl
1997	9-3	6-2	Alamo
1998	9-4	6-2	Alamo
1999	7-5	4-4	Outback
2000	8-4	6-2	Rose
2001	6-6	4-4	Sun
2002	7-6	4-4	Sun
2003	9-4	6-2	Capital One
2004	7-5	4-4	Sun
2005	5-6	3-5	—
2006	8-6	5-3	Champs Sports
2007	8-5	3-5	Motor City
2008	2-2	0-0	—
Totals	85-56	51-37	10



Jack Mollenkopf
14 years
1956-69

Year	Overall	Big Ten	Bowl
1956	3-4-2	1-4-2	—
1957	5-4-0	4-3-0	—
1958	6-1-2	3-1-2	—
1959	5-2-2	4-2-1	—
1960	4-4-1	2-4-0	—
1961	6-3-0	4-2-0	—
1962	4-4-1	3-3-0	—
1963	5-4-0	4-3-0	—
1964	6-3-0	5-2-0	—
1965	7-2-1	5-2-0	—
1966	9-2-0	6-1-0	—
1967	8-2-0	6-1-0	Rose
1968	8-2-0	5-2-0	—
1969	8-2-0	5-2-0	—
Totals	84-39-9	57-32-5	1

A LOOK AT THE BOILERMAKERS

The Purdue football team, under 12th-year head coach Joe Tiller, enters its fifth week of the 2008 season 2-2 after falling to Notre Dame 38-21 in South Bend, Ind., last Saturday. Tiller will leave the Purdue program with a 37-12 overall record in the first month of the season.

THIS DATE IN BOILERMAKER HISTORY

The Boilermakers are 10-3-1 on October 4. Purdue has knocked off both of the ranked opponents it has faced on the date, defeating No. 17 Stanford 36-35 in 1969 and No. 15 Ohio State 21-14 in 1952. The Boilermakers were ranked eighth when they defeated the Cardinal and not among the top 25 when downing the Buckeyes ... Purdue opened Big Ten play on this date in 2003 and defeated Illinois 43-10 to start conference action 1-0.

QUICK HITS - NOTRE DAME

Purdue scored first for a fourth consecutive game (TDs vs. Northern Colorado, Oregon and Notre Dame and FG vs. Central Michigan). The Boilermakers are 58-23 when scoring first in the 11-plus seasons under Joe Tiller ... The 38 points allowed by Purdue was a season-high (32 vs. Oregon in 2OT) ... Purdue's missed field goal in the first quarter snapped a streak of eight straight red zone penetrations with a score ... Purdue's scoring drive to make it 14-7 Purdue in the second quarter was the longest touchdown drive both time-wise (5:10) and in number of plays (14) this season ... Robert Blanton's 47-yard interception return for a TD in the second quarter was this first by a Boilermaker opponent since Adam Shada of Iowa returned a pick 98 yards for a score in 2006 ... Kory Sheets' 22-yard touchdown run in the first quarter tied him with Mike Alstott for the Purdue career touchdown record (39). It also marked the seventh straight game that Sheets has scored at least one touchdown dating back to the Michigan State game last season ... Sheets' 25-yard reception in the fourth quarter was his longest of the season ... Desmond Tardy had career-highs in both receptions (10) and yards receiving (175) in the game ... Tardy's 54-yard TD reception in the third quarter was the longest scoring catch-and-run in his career ... Tardy's 184 all-purpose yards in the game were a career-high ... Aaron Valentin caught his first touchdown as a Boilermaker in the second quarter ... Curtis Painter took over third place on the all-time Big Ten charts in both attempts (1,438) and completions (857) ... Painter also moved into fifth in Big Ten history in passing yards (9,876) ... Colton McKey recorded his first reception at Purdue (three yards in the second quarter) ... Joe Holland registered a career-best 11 total tackles against his mother and father's Alma mater ... Mike Neal posted his second consecutive game with a sack, the fourth of his career ... David Pender tied his single-season high for PBUs (6) with a pair of knock downs against the Fighting Irish.

THE SECOND SEASON

The Boilermakers have put the non-conference slate behind them for the regular season and will open their 113th Big Ten campaign this weekend against Penn State ... Purdue owns a 45-62-5 record in its opening Big Ten game, dating to 1896 ... The Boilermakers have won 10 of their 11 previous conference openers under Joe Tiller, and are 7-0 in Big Ten openers under Tiller at home. Tiller's lone loss to open the Big Ten schedule with Purdue came in double overtime at Minnesota (42-35) on Sept. 24, 2005 ... Purdue has never opened league play against Penn State since the Nittany Lions joined the Big Ten in 1995.

HEY JOE, WHATTA YA KNOW?

Considered the Godfather of the spread offense in the Big Ten, Purdue head coach Joe Tiller knows quite a bit actually. The Boilers' 12th-year head man enters his final season at the helm of the program with an 85-56 overall record at Purdue- the most wins in school history - and a 51-37 mark in Big Ten games - fourth-most wins for any league team during his tenure. He has guided Purdue to 10 bowl games in 11 seasons, including the Boilers' first Rose Bowl berth since 1967 and two other New Year's Day. He has collected at least seven wins in eight of his previous 11 seasons at Purdue and has tallied three nine-win campaigns. Additionally, he has delighted Ross-Ade Stadium fans with a .740 winning percentage (54-19) at home to boot. Not too shabby for a coach that inherited a program that had just one winning season in the 12 years prior to his arrival and had not appeared in a single bowl game since 1984. In January this year Tiller was awarded the Order of the Griffin, one of Purdue's highest honors that is presented to individuals whose commitment to the University goes well beyond on the call of duty, and whose strength and vision have greatly benefited the institution.

TAKING ON THE BIG BOYS

The Boilermakers are 12-35 (.255) when facing a ranked opponent in the 11-plus years with Joe Tiller ... Seven of Tiller's 12 wins over ranked teams at Purdue have come at Ross-Ade Stadium. The Boilers are 7-12 against top 25 teams at home under Tiller ... Purdue is 2-8-1 all time against the No. 6 team in the AP Poll, the spot currently held by Penn State ... The Boilermakers last defeated a sixth-ranked club in 2000 when Drew Brees led unranked Purdue to a 32-31 upset win over Michigan at Ross-Ade en route to a Rose Bowl berth ... No. 4 Kansas State in the 1998 Alamo Bowl is the highest ranked opponent Purdue has knocked off in the Tiller Era ... No. 5 Michigan State is the highest ranked opponent the Boilers have defeated at home under Tiller ... Purdue last defeated a top 25 team in 2003 when it bested No. 10 Iowa 27-14 in West Lafayette.

Statistical Analysis

Penn State at Purdue

	<u>PSU</u>	<u>Purdue</u>
Points Avg.	49.8	30.2
Opponents	12.8	26.2
First Downs	129	81
Opponents	72	97
Yards Rushing Avg.	267.6	125.8
Opponents	79.6	194.5
Yards Passing Avg.	247.6	278.2
Opponents	172.6	244.8
Total Offense Avg.	515.2	404.0
Opponents	252.2	439.2
Kickoff Return Avg.	32.0	23.9
Opponents	23.9	20.8
Punt Return Avg.	9.6	9.8
Opponents	5.0	21.7
Net Punting	35.8	29.9
Opponents	35.3	29.6
3rd-Down Conv.	56%	44%
Opponents	27%	33%
4th-Down Conv.	43%	33%
Opponents	42%	50%
Penalty Yards Avg.	36.2	46.2
Opponents	43.6	58.0
TOP	31:21	27:43
Opponents	28:36	32:17

NCAA Rankings

Penn State at Purdue

	<u>PSU</u>	<u>Purdue</u>
Rushing Offense	8	89
Passing Offense	38	16
Passing Efficiency	13	79
Total Offense	9	41
Scoring Offense	4	47
Sacks Allowed	19	50
Rushing Defense	15	99
Passing Defense	28	95
Pass Efficiency Def.	10	46
Total Defense	14	107
Scoring Defense	11	81
Sacks	11	61
TFL	70	74
Net Punting	52	112
Punt Returns	61	59
Kickoff Returns	2	31
Turnover Margin	30	t75
Purdue Players of Note		
Stat	Avg.	Rank
<u>Rushing</u>		
Kory Sheets	109.8	17
<u>Total Offense</u>		
Curtis Painter	278.3	23
<u>Receptions per game</u>		
Greg Orton	6.3	t30
<u>Receiving Yards per Game</u>		
Desmond Tardy	91.5	24
<u>Field Goals</u>		
Chris Summers	1.3	t33
<u>Scoring</u>		
Kory Sheets	10.5	t9
<u>All-Purpose Yards</u>		
Kory Sheets	193.0	6
<u>Tackles</u>		
Anthony Heygood	10.0	t20

SUCCESSFUL SEPTEMBERS

Joe Tiller wrapped up his final September as the head coach of Purdue last weekend at Notre Dame. The 12th-year head man went a very impressive 37-12 (.755) overall and an outstanding 29-3 (.906) in 32 home games in Ross-Ade Stadium in August and September. Purdue never posted a losing record in August/September under Tiller's leadership.

September to Remember under Joe Tiller (* Denotes game played in August)

1997	3-1 - @Toledo, L/Notre Dame, W/Ball State, W/Northwestern, W
1998	2-2 - @ USC*, L/Rice, W/C. Florida, W/@Notre Dame, L
1999	4-0 - @ C. Florida, W/Notre Dame, W/C. Michigan, W/Northwestern, W
2000	3-2 - C. Michigan, W/Kent St., W/@ Notre Dame, L/Minnesota, W/@ Penn St., L
2001	3-0 - @ Cincinnati, W/Akron, W/@ Minnesota, W
2002	3-2 - Illinois St.*, W/@ Notre Dame, L/W. Michigan, W/Wake Forest, L/Minnesota, W
2003	3-1 - Bowling Green, L/@ Wake Forest, W/Arizona, W/Notre Dame, W
2004	3-0 - Syracuse, W/Ball St., W/@ Illinois, W
2005	2-1 - Akron, W/@ Arizona, W/@ Minnesota, L
2006	4-1 - Indiana St., W/Miami (O), W/Ball St., W/Minnesota, W/@ Notre Dame, L
2007	5-0 - @ Toledo, W/E. Illinois, W/C. Michigan, W/@Minnesota, W/Notre Dame, W
2008	2-2 - Northern Colorado, W/Oregon, L/C. Michigan, W/@ Notre Dame, L

NOT YOUR AVERAGE JOES

Joe Tiller took over the mantle as the winningest coach in school history against Central Michigan on Sept. 20. Upon achieving his milestone 85th win, the Boilers' chief joined Penn State's Joe Paterno, this weekend's counterpart, as the only two active Big Ten Conference coaches to lead their respective schools in coaching victories.

Coaching Wins in the Big Ten (at current school)

School	Current Head Coach/Wins	School's All-Time Leader
Illinois	Ron Zook/15	Robert Zuppke/131
Indiana	Bill Lynch/9	Bill Mallory/69
Iowa	Kirk Ferentz/64	Hayden Fry/143
Michigan	Rich Rodriguez/2	Bo Schembechler/194
Michigan State	Mark Dantonio/11	Hugh 'Duffy' Daugherty/105
Minnesota	Tim Brewster/5	Henry 'Doc' Williams/136
Northwestern	Pat Fitzgerald/15	Lynn 'Pappy' Waldorf/49
Ohio State	Jim Tressel/77	Woody Hayes/205
Penn State	Joe Paterno/377	Joe Paterno/377
Purdue	Joe Tiller/85	Joe Tiller/85
Wisconsin	Bret Bielema/24	Barry Alvarez/118

PURDUE-PENN STATE HISTORY

With Penn State being the "newest" member of the Big Ten, the Boilermakers and Nittany Lions have met only 13 times previous to this Saturday's contest ... The Boilers and Lions met up twice prior to PSU joining the Big Ten, with Purdue winning 28-0 at home in 1951 and the two battling to a 20-20 tie in State College in 1952 ... Penn State owns an 9-3-1 advantage in the all time series, including an active three-game winning streak heading into play this weekend ... Purdue is 1-3 against Penn State at Ross-Ade Stadium under head coach Joe Tiller ... This weekend marks the earliest on the calendar that Purdue and Penn State have squared off since Sept. 30, 2000 ... Penn State is the lone program to hold a Tiller-coached Boilermaker squad scoreless in 11-plus years (12-0 on Oct. 28, 2006).

TAKING CARE OF BUSINESS

The Boilermakers are 73-21 (.777) in 94 games against unranked opponents under Joe Tiller.

POLLING PLACE

Although not ranked to enter this week, Purdue has been among the Associated Press' Top 25 80 weeks (out of 189 possible) in the 11-plus seasons under Joe Tiller. That figure is tied for the most by any Purdue coach. Jack Mollenkopf also was on the sidelines for 80 ranked teams from 1956 to 1969, including five weeks at No. 1 in the 1968 season. The Boilermakers have been ranked 238 weeks in their history.

NO NON-SENSE

The Boilermakers took care of business outside of the Big Ten in Joe Tiller's 12 years, compiling a 30-13 (.698) record in 43 games against non-conference foes during the regular season.

COMEBACK JOE

In the 14 fourth quarter comeback wins in the Joe Tiller Era, the Boilermakers have never won a game when trailing as late as they did (1:18) against Central Michigan. The Boilermakers fell behind No. 4 Kansas State with 1:24 left in the 1998 Alamo Bowl before pulling out a 37-34 win.

IRON MEN

Purdue began its season-long stretch of 12 straight Saturdays without a weekend off against Northern Colorado on September 6. After being the only school in the Bowl Subdivision (nee Division I-A) to play 13 and 12 straight regular season games without an

THE TILLER ERA

Overall record	85-56
Big Ten record.....	51-37
Non-conference record (regular season) ..	30-13
Home.....	54-19
vs. top 25 at home.....	7-12
vs. unranked at home	47-7
Away.....	27-31
vs. top 25 on road	3-18
vs. unranked on road.....	24-13
Neutral.....	4-6
Bowl games.....	4-6
Day games (kickoff before 6 p.m.).....	77-50
Night games.....	8-6
TV games.....	60-46
ABC.....	9-17
ESPN.....	21-13
ESPN2.....	11-3
ESPN Plus (ESPN Regional)	11-1
ESPNU (1-1) or ESPN Classic (1-0).....	2-1
NBC.....	1-5
CBS.....	1-2
Big Ten Network	4-3
August	1-1
September.....	36-11
October	23-23
November.....	21-14
December	4-4
January	0-3
When ranked in top 10.....	1-3
When ranked in top 25.....	37-23
When unranked.....	48-33
vs. top 10 teams	4-10
vs. top 25 teams	12-35
vs. unranked teams.....	73-21
On natural grass	66-45
On artificial grass / turf.....	19-11
Scoring first.....	58-23
Opponent scores first.....	27-33
Leading at halftime	69-10
Trailing at halftime	9-37
Tied at halftime	7-9
Leading after third quarter	73-5
Trailing after third quarter.....	10-44
Tied after third quarter.....	2-7
Scoring 0-19 points.....	3-26
Scoring 20-29 points.....	21-25
Scoring 30-39 points.....	27-5
Scoring 40+ points	34-0
Allowing 0-10 points	21-1
Allowing 11-20 points.....	27-6
Allowing 21+ points.....	37-49
Gaining 150-yards rushing.....	50-11
Gaining 300-yards passing.....	30-19
Gaining less than 300 yards total offense.	5-13
Gaining 300-399 yards total offense.....	21-21
Gaining 400-499 yards total offense.....	28-14
Gaining 500+ yards total offense.....	31-8
Allowing less than 300 yards total offense.	29-10
Allowing 300-399 yards total offense.....	32-15
Allowing 400-499 yards total offense.....	21-22
Allowing 500+ yards total offense	3-9
Committing 0 turnovers	19-1
Committing 1-2 turnovers.....	47-29
Committing 3+ turnovers.....	19-26
Forcing 0 turnovers.....	7-9
Forcing 1-2 turnovers	39-33
Forcing 3+ turnovers	39-14

open week in 2006 and '07, respectively, New Mexico will join the Boilermakers with such 'distinction' this year.

30 SOMETHING

The Boilermakers have scored 30 or more points in a game an impressive 66 times in 140 tries (47%) since 1997 and have posted a dominating 61-5 record (.923) when doing so. To put those numbers in perspective, Purdue scored 30 or more points just 21 times in the 121 games over the 11 seasons from 1986-96 (17%) and went 17-3-1 (.833) when doing so.

NOT ENOUGH?

If 30 points in a game doesn't do it for you, will 40 work? The Boilers have scored 40 or more points in a contest 34 times during Tiller's tenure, including five times last year and once already this season, and have yet to meet defeat when doing so.

OH CAPTAIN, MY CAPTAIN

For his 12th season at Purdue head coach Joe Tiller took a different route when it came time to name team captains. Previously chosen after fall camp ended, Tiller had the players vote during the summer and the squad picked out four fifth-year seniors - DTs Ryan Baker and Jermaine Guynn, QB Curtis Painter and WR Joe Whitest - to serve for the 2008 season. It is the first time Baker, Guynn and Whitest will take on the role as the team's leaders, while Painter will assume a captain slot in successive seasons to join him with former Boilermakers Roosevelt Colvin, Akin Ayodele, Drew Brees, Gene Mruczkowski and Landon Johnson as two-time team captains under Tiller.

HEY, HE'S GOOD

Fifth-year linebacker Anthony Heygood enters his final season in the Gold and Black as the leading returning tackler from last year. The converted fullback finished the 2007 season with 94 total tackles, including 59 solo stops, and routinely found himself in the opposition's backfield to help him rack up a team-best 15 tackles for loss. In four games this season, Heygood has picked up where he left off, leading the team in tackles (40), including two stops behind the line. He recorded a career-high 14 total tackles and nine solo stops against Central Michigan on Sept. 20 and finished with a game-high 11 tackles last weekend at Notre Dame. His 10 tackles per game average is second in the Big Ten this season and tied for 20th nationally.

THE INSIDERS

The interior line of the Boilermaker defense has been pretty disruptive this season. Mike Neal leads the way with two sacks, a team-best four tackles for loss and 12 total stops. Ryan Baker is close behind with three TFL and 10 total tackles, while Jermaine Guynn has chipped in with a sack and eight tackles for the year.

YOU'RE GOING THE WRONG WAY!

Purdue's four interceptions this season have proved to be quite bountiful. Including a 60-yarder by Brandon King and a 58-yarder for a TD by Frank Duong, the Boilers have racked up 134 yards going the opposite directions thus far. Purdue needs just four more interception yards this season to match last year's total of 138 yards on 14 picks. The school record for interception return yardage is held by the 1957 club that amassed 353 yards on 13 picks.

LEARNING ON THE FLY

Sophomore Joe Holland has had to just that. The first-year starter was moved from safety to linebacker very late in fall camp and has had to learn on the job. Despite moving so late he has picked up his new position pretty well. In four games this season Holland is averaging 7.25 stops per contest and he enters the Penn State game second on the team in total tackles (29). He posted a career-best 11 total tackles against Notre Dame on Sept. 27.

HEALTHY, HAPPY AND HELPFUL

After enduring a broken leg in spring practice that cost him the entire 2005 season, falling victim to a season-ending knee injury in the first game of 2006 and then rupturing his Achilles tendon in the seventh game of last season, safety Torri Williams is finally healthy. He has responded to his good health by tallying a career-high 26 tackles in four games so far, third on the team, and coming up with a personal-best three PBUs, which places him in a tie second for Purdue.

NO PASSING

Cornerback David Pender has a knack for getting into passing lanes. The senior has knocked down six passes in four games this season, tying his single-season career high established last year. He needs just two more PBU this year to match his career total heading into the 2008 campaign. With 18 team PBUs this season, Purdue is on pace for 54 in the 12-game regular season, a figure that would fall just outside of the top 10 all time for any Boilermaker team.

2008 Game Highs

Team

Rushes	45	vs. Oregon
Opp	43	Oregon
Rush Yards	201	vs. Oregon
Opp	306	Oregon
Yards per Rush	6.1	at Notre Dame
Opp	7.1	Oregon
TD Rushes	3	vs. Northern Colorado
Opp	2	Oregon
Pass Attempts	55	at Notre Dame
Opp	48	Oregon
Completions	29	at Notre Dame
Opp	27	Northern Colorado
Passing Yards	359	at Notre Dame
Opp	291	Central Michigan
Yards per Pass	10.2	vs. Northern Colorado
Opp	7.9	Notre Dame
TD Passes	2	Twice
Opp	3	Notre Dame
Total Plays	95	vs. Oregon
Opp	91	Oregon
Yards per Play	7.4	vs. Northern Colorado
Opp	6.3	Notre Dame
Points	42	vs. Northern Colorado
Opp	38	Notre Dame
Sacks By	4	vs. Central Michigan
Opp	4	Oregon
First Downs	25	vs. Oregon
Opp	26	Twice
Penalties	8	vs. Northern Colorado
Opp	7	Three times
Penalty Yards	58	vs. Oregon
Opp	68	Oregon
Turnovers	3	vs. Oregon
Opp	4	Oregon
Interceptions By	2	Twice
Opp	2	Oregon

Individual

Rushes	29	Sheets, vs. Oregon
Opp	24	LeFevour, Central Michigan
Rush Yards	180	Sheets, vs. Oregon
Opp	134	Allen, Notre Dame
TD Rushes	2	Sheets, Three times
Opp	2	Blount, Oregon
Long Rush	80	Sheets, vs. Oregon
Opp	72	Blount, Oregon
Pass Attempts	55	Painter, at Notre Dame
Opp	48	Roper, Oregon
Completions	29	Painter, at Notre Dame
Opp	27	Waggener, N. Colorado
Passing Yards	359	Painter, at Notre Dame
Opp	291	LeFevour, Central Michigan
TD Passes	2	Painter, Twice
Opp	3	Clausen, Notre Dame
Receptions	10	Tardy, at Notre Dame
Opp	9	Chesla, N. Colorado
Yards Rec.	175	Tardy, at Notre Dame
Opp	100	Floyd, Notre Dame
TD Rec.	1	Five times
Opp	2	Sneed, Central Michigan
Long Rec.	60	Tardy, vs. N. Colorado
Opp	40	Bockheim, Central Michigan
FG	4	Summers, vs. Oregon
Opp	4	Evensen, Oregon
Punts	7	Summers, vs. Oregon
Opp	5	Syria, Oregon
Punt Avg	46.0	Summers, vs. N. Colorado
Opp	46.5	Maust, Notre Dame
Long Punt	59	Summers, vs. Oregon
Opp	54	Maust, Notre Dame
Long Punt Return	11	Conway, N. Colorado
Opp	87	Byrd, Oregon
Long KO Return	68	Tardy, vs. N. Colorado
Opp	45	Thurmond, Oregon
Tackles	14	Heygood, vs. Central Michigan
Opp	9	Three times
Sacks	1.0	Six times
Opp	2.0	Twice
TFL	2.0	Baker, vs. Oregon
Opp	3.0	Tukuafu, Oregon
Int	1	Four times
Opp	1	Four times

AN ARTFUL CAREER

Purdue quarterback Curtis Painter enters his final season at the helm of the Boilermakers' offense in reach of a number of school and Big Ten passing and offensive production marks. Should he at least duplicate his numbers from last season (356-569-11/3,846 yards/29 TDs/3,826 total offensive yards) Painter will establish new high water marks at both Purdue and the Big Ten in attempts, completions, passing yards and total offense, while breaking into the top 10 in conference history in TD passes.

Curtis Painter and the Big Ten and Purdue Record Books

Attempts

Curtis Painter	1,438 / 3rd in Big Ten history and 2nd at Purdue
Next Up - Big Ten	2nd - Brett Basanez - Northwestern / 1,584 (146 away)
Next Up - Purdue	1st - Drew Brees / 1,678 (240 away)
Big Ten Record	Drew Brees - Purdue / 1,678 (240 away)
Purdue Record	Drew Brees / 1,678 (240 away)

Completions

Curtis Painter	857 / 3rd in Big Ten history and 2nd at Purdue
Next Up - Big Ten	2nd - Brett Basanez - Northwestern / 913 (56 away)
Next Up - Purdue	1st - Drew Brees / 1,026 (169 away)
Big Ten Record	Drew Brees - Purdue / 1,026 (169 away)
Purdue Record	Drew Brees / 1,026 (169 away)

Passing Yards

Curtis Painter	9,876 / 5th in Big Ten history and 3rd at Purdue
Next Up - Big Ten	4th - Mark Herrmann - Purdue / 9,946 (70 away)
Next Up - Purdue	2nd - Mark Herrmann / 9,946 (70 away)
Big Ten Record	Drew Brees - Purdue / 11,792 (1,916 away)
Purdue Record	Drew Brees - Purdue / 11,792 (1,916 away)

Passing Touchdowns

Curtis Painter	59 / Just outside the top 10 in Big Ten history and 4th at Purdue
Next Up - Big Ten	t9th - Jeff Smoker - MSU and Drew Tate - Iowa/ 61 (2 away)
Next Up - Purdue	3rd - Kyle Orton / 63 (4 away)
Big Ten Record	Drew Brees - Purdue / 90 (31 away)
Purdue Record	Drew Brees / 90 (31 away)

Total Offense

Curtis Painter	10,214 / 5th in Big Ten History and 2nd at Purdue
Next Up - Big Ten	4th - Chuck Long - Iowa / 10,254 (40 away)
Next Up - Purdue	1st - Drew Brees / 12,692 (2,478 away)
Big Ten Record	Drew Brees - Purdue / 12,692 (2,478 away)
Purdue Record	Drew Brees / 12,692 (2,478 away)

ELITE COMPANY

Fifth-year senior Curtis Painter is one of six quarterbacks to have started a game for the Boilermakers under Joe Tiller's watch and he is currently second in career wins. Painter needs to guide the Boilers to four more victories this season to supplant Drew Brees for the most wins by a starting QB in 12 years under Tiller.

Starting Quarterback Records Under Joe Tiller

Drew Brees	24-13
Curtis Painter	21-15
Kyle Orton	19-16
Billy Dicken	9-3
Brandon Hance	6-3
Brandon Kirsch	6-6

GOOD COMPANY

Curtis Painter is just 125 yards shy of become only the fourth player in Big Ten history to throw for more than 10,000 yards in a career. The others to throw for 10,000 yards in league history are Purdue's Drew Brees (11,792), Northwestern's Brett Basanez (10,580) and Iowa's Chuck Long (10,461). As noted above, Painter is just 70 yards away from tying Mark Herrmann's No. 2 slot in Purdue history (9,946).

STRINGING THEM TOGETHER

Purdue's Curtis Painter is one of seven QBs nationally to enter the year as a potential four-year starter. The Boilermakers' fifth-year signal caller started the final five games his sophomore season of 2005, all 14 games as a junior in 2006, 13 games last season as a senior and four this season to give him 36 consecutive starts - tops among the seven potential four-year guys.

Bowl Subdivision Four-Year Starters at QB

Curtis Painter, Purdue	36 Consecutive Starts
Rudy Carpenter, Arizona State	35 Consecutive Starts
Mike Teel, Rutgers	33 Consecutive Starts
Willie Tuitama, Arizona	20 Consecutive Starts
Pat White, West Virginia	18 Consecutive Starts
Drew Willy, Buffalo	17 Consecutive Starts
Drew Weatherford, Florida State	0 Consecutive Starts

Where You At?

Game Day Locations of the Purdue Coaching Staff Field

Joe Tiller	Head Coach
Brock Spack	DC/LBs
Danny Hope	Assoc. HC/OL
Lou Anarumo	DB
Terrell Williams	DE
Brian Rock	WR
Joel Thomas	RB

Press Box

Ed Zaunbrecher	OC/QBs
Mark Hagen	Asst. HC/DT/ST
John McDonnell	TE
Lamar Conrad	GA
Joe Deifel	GA
J.B. Gibboney	GA

How Do You Say That?

Pronunciation Guide

Coaches

Lou Anarumo	ann-UH-room-OH
John McDonnell	MACK-don-EL
Terrell Williams	tuh-RELL

Player Alphabetical

#25 Dan Dierking	DER-King
#67 Peters Drey	DRY
#3 Frank Duong (S)	DEW-ong
#18 Nnamdi Ezenwa	NAM-dee
#3 Waynelle Gravesande (WR)	E-zen WAH WAY-nell
#81 DeVarro Greaves	GRAVE-sand-EE duh-Vare-oh
#79 Jermaine Guynn	GREEVES GWIN
#57 Tyler Haston	HAAST-un
#58 Robert Maci	MAY-see
#22 Dwight Mclean	mick-CLEAN
#84 Eric Mebane	ME-bane
#91 Preston Numa	NEW-muh
#76 Rick Schmeig	SCHMEEG
#87 Kris Staats	STOTS
#17 Aaron Valentin	VAL-en-TINE
#80 Jerry Wasikowski	WAZ-uh-COW-skee

Player Numerical

#3 Frank Duong (S)	DEW-ong
#3 Waynelle Gravesande (WR)	WAY-nell
#17 Aaron Valentin	GRAVE-sand-EE VAL-en-TINE
#18 Nnamdi Ezenwa	NAM-dee
#22 Dwight Mclean	E-zen WAH mick-CLEAN
#25 Dan Dierking	DER-King
#57 Tyler Haston	HAAST-un
#58 Robert Maci	MAY-see
#67 Peters Drey	DRY
#76 Rick Schmeig	SCHMEEG
#79 Jermaine Guynn	GWIN
#80 Jerry Wasikowski	WAZ-uh-COW-skee
#81 DeVarro Greaves	duh-Vare-oh GREEVES
#84 Eric Mebane	ME-bane
#87 Kris Staats	STOTS
#91 Preston Numa	NEW-muh

QUARTERBACKS EVERYWHERE

Purdue has quarterbacks - mostly former quarterbacks - all over the field. In addition to starting quarterback Curtis Painter, running back Justin Siller was moved during fall camp from QB to his current position, while safety-turned-wide receiver Keith Smith was recruited to Purdue as a signal caller and has since gone through the position transition. Desmond Tardy, another wide receiver, was a high school quarterback and special teamer/wide receiver Jeff Panfil is yet another QB convert.

GEE-OH

Fifth-year wide receiver Greg Orton entered the season labeled as Curtis Painter's go-to guy in the passing game, and so far he's done nothing to disprove that. Purdue's leading returning receiver from last season tops the pass-catching charts early this year with 25 grabs for 287 yards and a TD. Nationally he is tied for 30th in receptions per game (6.3) and is 62nd among all Bowl Subdivision players in receiving yards per game (71.8). He posted a season-high nine receptions at Notre Dame last weekend.

INTO THE TOP 10

Greg Orton has joined the all-time top 10 at Purdue in both career receptions and yards. After a nine-catch, 90-yard day at Notre Dame last weekend, the fifth-year senior pushed his career totals to 159 receptions and 1,923 yards to move him past Isaac Jones' No. 10 ranking on the receptions list and Dustin Keller's No. 10 yardage total. Below are the next four players GO is chasing down. The full top 10 list can be found on page 161 of the Purdue media guide.

In the Sights

Receptions

5	Rodney Carter	181
6	Dave Young	180
7	Vinny Sutherland	176
8	Chris Daniels	170
9	Brian Alford	164
10	Greg Orton	159

Receiving Yards

5	Vinny Sutherland	2,370
6	Dave Young	2,316
7	Steve Griffin	2,234
8	Bart Burrell	2,126
9	Tim Stratton	2,088
10	Greg Orton	1,923

BETTER LATE THAN NEVER

After playing behind Dorian Bryant for the last three years, fifth-year wide receiver Desmond Tardy has taken flight in 2008. Ranked 24th nationally in receiving yards per game (91.5), he posted career-highs last weekend at Notre Dame in receptions (10) and receiving yards (175). His 54-yard catch-and-run TD in South Bend was the longest scoring reception in his career. Tardy is averaging 134.3 all-purpose yards per game this season, which would be higher had the Fighting Irish not avoided him and his 40.2 yard per kickoff return average last weekend.

CHAIN MOVERS

Kory Sheets has made the sideline chain gang get their exercise this season. The fifth-year running back has 20 rushing/receiving first downs this year. Classmate Greg Orton is nipping at heels, as the wide receiver has 25 catches this season, 17 of which have been good for first downs. Between the two of them, Orton and Sheets have accounted for 51 percent of Purdue's non-penalty related first downs this year (37 of 73).

BUCKING THE LABEL

Fair or not, Purdue running back Kory Sheets entered the season labeled as a "fumbler". With eight fumbles lost on 430 carries heading in to play in 2008 (a pretty decent average of one fumble lost for every 53.8 carries), Sheets has made a point to prove his critics wrong. The all-time touchdown leader at Purdue has rushed a team-high 75 times this year and has yet to even put the ball on the turf, let alone turn it over. For his career Sheets is averaging one touchdown every 12.9 carries.

2005 - 2 fumbles lost on 104 carries (one fumble lost every 52 carries) - 10 rushing TD
2006 - 2 fumbles lost on 158 carries (one fumble lost every 79 carries) - 11 rushing TD
2007 - 4 fumbles lost on 168 carries (one fumble lost every 42 carries) - 11 rushing TD
2008 - 0 fumbles lost on 75 carries (N/A) - 7 rushing TD
Career - 8 fumbles lost on 505 carries (one fumble lost every 63 carries) - 39 rushing TD

SHEETS' MUSIC

Fifth-year running back Kory Sheets is Purdue's all-time touchdown king. Sheets surpassed Mike Alstott's career record for total touchdowns on a game-winning 46-yard jaunt against Central Michigan on Sept. 20. The Manchester, Conn., native scored 11 TDs his sophomore season (10 rushing/1 special teams on a blocked punt), and 13 in both his junior and senior campaigns (11 rushing, 2 receiving each time). He has scored seven rushing touchdowns this season to raise his career total to 44 and his rushing total to 39, tied with Mike Alstott all time.

Purdue's Total And Rushing Career TD Charts

Total		Rushing	
1. Kory Sheets - 2005-	44	1. Mike Alstott - 1992-95	39
2. Mike Alstott - 1992-95	42	1. Kory Sheets - 2005-	39
3. Leory Keyes - 1966-68	37	3. Jerod Void - 2002-05	36

Purdue Football

Media Policies

Purdue Postgame

— There is no player availability on the field immediately after the game.

— Purdue has a closed locker room after games.

— At home games, head coach Joe Tiller and requested individual players and assistant coaches will be made available to media members for interviews in Room 220A of the Drew and Brittany Brees Student-Athlete Academic Center (directly east of Ross-Ade Stadium). Appropriate credentials are required. Tiller's press conference is amplified in the press box.

— On the road, the locker room situation will dictate postgame protocol. Please consult the Purdue SID staff members.

Weekly Practices

—All practices will be closed to the media during the season. Head coach Joe Tiller is available prior to practice on Sundays (around 4:15 p.m.), with players available after practice concludes (around 6 p.m.). Players and assistant coaches are available following practice on Tuesdays (around 6:30 p.m.), and players also are available following practice on Wednesdays (around 6:30 p.m.). Requests must be made through Matt Rector (rector@purdue.edu) by 3 p.m. each day.

Phone Requests

— Phone interviews with **requested players** must be made to Matt Rector on Mondays by 3 p.m. and are generally conducted on Tuesday and Wednesday evenings. Every effort will be made to fulfill player phone request, however, due to class schedules and team commitments, not all interview requests can be honored. No media member should directly contact a student-athlete, and student-athlete's personal phone numbers will not be provided for any reason.

— **Assistant coach** phone interview requests should be directed to Tom Schott (tschott@purdue.edu)

Weekly Press Conference

Purdue's weekly press conference/teleconference with head coach Joe Tiller, quarterback Curtis Painter and other selected players begins Tuesday, Sept. 2, and continues each Tuesday through the end of the season. The conferences originate from the All-American Dining Room in Cary Quadrangle Northeast and will be streamed live on purduesports.com.

STAT SHEETS

Along with toppling the touchdown lists, Kory Sheets is quickly climbing the rushing record book as well. With 2,649 rushing yards, Sheets is fourth all-time in Boilermaker history and needs just 214 more yards to equal Scott Dierking's 2,863 career yards for the No. 3 slot in the rushing annals at Purdue. His 505 attempts are currently eighth all time and his 5.25 yards per rush average places him seventh in the Purdue record book.

Purdue Career Rushing Records

Attempts	Yards	Yards Per Carry
1. Otis Armstrong 670	1. Mike Alstott 3,635	1. Leroy Keys 5.88
2. Mike Alstott 644	2. Otis Armstrong 3,315	2. Jeff Hill 5.80
3. Montrell Lowe 612	3. Scott Dierking 2,863	3. Mike Alstott 5.64
4. Scott Dierking 578	4. Kory Sheets 2,649	4. Jaycen Taylor 5.62
5. Jerod Void 569	5. Montrell Lowe 2,648	5. Duane Purvis 5.43
6. Edwin Watson 530	6. Edwin Watson 2,520	6. Jim Carter 5.37
7. Perry Williams 514	7. Harry Szulborski 2,478	7. Kory Sheets 5.25
8. Kory Sheets 505		

RANKING SHEETS

Fifth-year running back Kory Sheets has gotten off to a hot start. Purdue's leading rusher ranks 17th in the Football Bowl Subdivision with a 109.8 yards per game average. He is tied for ninth nationally in scoring (10.5 points per game) and is sixth in the NCAA in all-purpose yards per game (193.0).

A BAD THING FOR A GOOD GUY

Senior Jaycen Taylor, who rushed for 560 yards and four TDs in just nine games played in 2007, was lost for the year when he suffered a season-ending knee injury one week into fall camp. Taylor, a two-year letterwinner after transferring from LA Harbor Community College in 2006, was expected to play a significant role in the Boilermakers' plans this year, but will instead utilize a redshirt season and become one of the main offensive components in Danny Hope's first year as Purdue's head coach in 2009.

TILLER MOVES SILLER

In an effort to get the athletic Justin Siller on the field (not to mention provide some relief after the loss of senior Jaycen Taylor), head coach Joe Tiller asked the talented sophomore to move from quarterback to running back after the first week of fall camp. The position change was met with zero hesitation on Siller's part and was more than welcomed by running backs coach Joel Thomas. Siller, who was ranked as the No. 14 dual threat QB by Rivals.com coming out of high school, did not play running back during his prep career yet still rushed for a combined 625 yards and 15 touchdowns as a junior and senior at St. Mary's High School in Detroit.

STREAKING SUMMERS

Boilermaker place kicker Chris Summers enters the Penn State game with his school-record streak of 111 consecutive PAT attempts successfully converted intact. The Fishers, Ind., native has made good on all 14 attempts thus far this season, hit all 56 attempts last year, a single-season Purdue record, and converted the final 41 straight attempts his freshman season of 2006. He heads into the Penn State game fourth all time at Purdue in career field goals made (31) and is tied for 33rd in Football Bowl Subdivision this season with a 1.3 field goals per game average.

WATCH THIS

Headlined by fifth-year quarterback Curtis Painter, a number of Boilermakers have made their way on to national watch lists for post season honors.

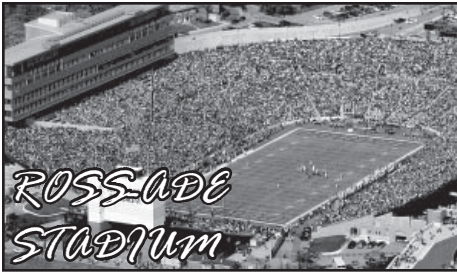
Curtis Painter	Maxwell Award (Outstanding player)
Curtis Painter	Johnny Unitas Golden Arm Award (Outstanding Sr. QB)
Curtis Painter	Davey O'Brien Award (Outstanding QB)
Curtis Painter	Manning Award (Outstanding QB)
Kory Sheets	Doak Walker Award (Outstanding RB)
Sean Sester	Outland Trophy (Outstanding interior lineman)
Anthony Heygood	Dick Butkus Award (Outstanding linebacker)
Anthony Heygood	Chuck Bednarik Award (Outstanding defensive player)

LIKE SANDS THROUGH THE HOUR GLASS

Despite the Sept. 13 game with No. 16 Oregon going into double overtime, the three-hour, 50-minute contest still came up as a tie for only the seventh-longest game time-wise of the Joe Tiller era. It was the third-longest regular season game under Tiller's guide.

Longest Games Of The Joe Tiller Era

4:15	2000 Outback Bowl vs. Georgia
4:08	2004 Sun Bowl vs. Arizona State
3:54	2002 Sun Bowl vs. Washington
3:53	2002 vs. #3 Ohio State
3:51	2001 Sun Bowl vs. Washington State
3:51	2005 vs. Northwestern
3:50	2004 Capital One Bowl vs. Georgia
3:50	2008 vs. #16 Oregon



The home of Purdue football since 1924, Ross-Ade Stadium has grown from its original capacity of 13,500 to the present-day 62,500.

Dedicated on Nov. 22, 1924, before the Boilermakers defeated intrastate rival Indiana 26-7, Ross-Ade Stadium has witnessed Purdue post a record on its home field of 252-147-13, a .627 winning percentage.

The stadium is named for its two principal benefactors, alumni David E. Ross, late president of the Board of Trustees, and the late George Ade, playwright and humorist. Ross conceived the idea for the stadium and selected the site. He and Ade purchased and presented to the university the 65-acre tract on which the stadium is located.

In recent years, Ross-Ade has undergone numerous changes. From 2001 to 2003, the stadium saw a \$70 million facelift which included the six-level press box and the widening of the concourse to help ease fan traffic. In 2006, a cold-tolerant strain of Bermuda grass was put in place.

ROSS-ADE STADIUM QUICK FACTS

First Season	1924
Games at Ross-Ade	414
Purdue Record.....	253-148-13
Tiller at Ross-Ade.....	53-19
Seating Capacity (since renovation in 2003).....	62,500
Original Capacity.....	13,500
Largest Capacity	69,200

TOP 10 ROSS-ADE CROWDS // ALL-TIME

71,629	11/22/1980	Purdue 24, Indiana 23
70,567	9/22/1979	Purdue 28, Notre Dame 22
70,007	9/26/1981	Purdue 15, Notre Dame 14
69,958	9/12/1981	Purdue 27, Stanford 19
69,927	10/31/1981	Ohio State 45, Purdue 33
69,918	11/25/1978	Purdue 20, Indiana 7
69,889	10/4/1980	Purdue 28, Miami [Ohio] 3
69,877	10/24/1981	Purdue 27, Michigan St. 26
69,846	10/10/1981	Purdue 44, Illinois 20
69,829	11/10/1979	Purdue 24, Michigan 21

TOP 10 ROSS-ADE CROWDS // CAP. 62,500

65,497	10/6/2007	Ohio State 23, Purdue 7
65,491	10/1/2005	Notre Dame 49, Purdue 28
65,250	9/29/2007	Purdue 33, Notre Dame 19
65,196	10/16/2004	Wisconsin 20, Purdue 17
65,170	10/23/2004	Michigan 16, Purdue 14
65,137	11/20/2004	Purdue 63, Indiana 24
64,785	10/8/2005	Iowa 34, Purdue 17
64,757	9/10/2005	Purdue 49, Akron 24
64,639	11/13/2004	Purdue 24, Ohio State 17
64,614	9/27/2003	Purdue 23, Notre Dame 10

10 MOST LOPSIDED WINS AT ROSS-ADE

52	9/11/2004	Purdue 59, Ball State 7
52	9/20/2003	Purdue 59, Arizona 7
51	9/5/2004	Purdue 51, Syracuse 0
48	9/2/2000	Purdue 48, Central Mich. 0
46	9/8/2007	Purdue 52, Eastern Ill. 6
46	9/7/1991	Purdue 49, Eastern Mich. 3
46	11/12/1927	Purdue 46, Franklin 0
45	11/21/1998	Purdue 52, Indiana 7
45	11/8/1980	Purdue 58, Iowa 13
45	11/19/1966	Purdue 51, Indiana 6

BURGEONING BIG TEN POWER

Since 1997, Joe Tiller's first season, only Michigan, Ohio State and Wisconsin have won more Big Ten games than Purdue. The Wolverines are 72-17, the Buckeyes 67-22 and the Badgers 55-34. Purdue is 51-37.

Big Ten Conference Standings (1997-2008)

	Big Ten	Overall	Bowls
Michigan	72-17 .809	107-34 .759	11
Ohio State	67-22 .753	112-31 .783	10
Wisconsin	55-34 .618	101-43 .701	10
PURDUE	51-37 .580	85-56 .603	10
Penn State	49-40 .551	88-51 .633	7
Iowa	44-45 .494	75-63 .543	7
Michigan State	37-52 .416	72-65 .526	5
Minnesota	32-57 .360	69-69 .500	7
Northwestern	33-56 .371	60-76 .441	3
Illinois	27-62 .303	50-82 .379	3
Indiana	22-67 .247	42-86 .328	1

FILING FOR AN EXTENSION

The Boilermakers are one of just 13 teams nationally to have extended their season with a bowl berth in 10 of the last 11 seasons ... Six schools are 11 for 11 ... The Big Ten Conference leads the way with four schools on the list.

10 or 11 Bowl Games in the Last 11 Years

Schools	By Conference
Florida - 11	Big Ten - 4
Florida State - 11	SEC - 3
Georgia - 11	ACC - 3
Georgia Tech - 11	Big 12 - 1
Michigan - 11	Pac-10 - 1
Ohio State - 10	Conference USA - 1
Oregon - 10	
Purdue - 10	
Southern Miss - 10	
Tennessee - 10	
Texas - 10	
Virginia Tech - 11	
Wisconsin - 10	

MAKING A CAREER OF IT

A listing of Purdue football alums plying their trade in the among the NFL ranks:

Player	Pos.	Years at Purdue	Pro Team
Cliff Avril	DE	2004-2007	Detroit Lions
Akin Ayodele	LB	1999-2001	Miami Dolphins
Drew Brees	QB	1997-2000	New Orleans Saints
Charles Davis	TE	2002-2005	Jacksonville Jaguars*
Ray Edwards	DE	2003-2005	Minnesota Vikings
Gilbert Gardner	LB	2000-2003	Detroit Lions
Brandon Gorin	OL	1997-2000	St. Louis Rams
Nick Hardwick	C	2002-2003	San Diego Chargers
Landon Johnson	LB	2000-2003	Carolina Panthers
Stanford Kegl	LB	2004-2007	Tennessee Titans
Dustin Keller	TE	2004-2007	New York Jets
Niko Koutouvides	LB	2000-2003	Denver Broncos
Matt Light	OL	1996, 1998-2000	New England Patriots
Uche Nwaneri	OL	2004, 2006	Jacksonville Jaguars
Chike Okefor	DE	1994-1996, 1998	Arizona Cardinals
Kyle Orton	QB	2001-2004	Chicago Bears
Mike Otto	DT	2003-2006	Tennessee Titans
Shaun Phillips	LB	2000-2003	San Diego Chargers
Bernard Pollard	S	2003-2005	Kansas City Chiefs
Jacques Reeves	CB	2000-2003	Houston Texans
Anthony Spencer	LB	2003-2006	Dallas Cowboys
Craig Terrill	DT	2000-2003	Seattle Seahawks
Jeff Zgonina	DT	1989-1992	Houston Texans

* Assigned to practice squad

Chasing the Records

2008 Watch Lists
 Johnny Unitas Golden Arm Award
 Davey O'Brien Award
 Maxwell Award
 Manning Award

#12
Curtis Painter
 Quarterback
 Senior
 Vincennes, Ind.



curtispainter12.com

Check out Curtis' website for video highlights, press clippings, his chase for the Big Ten passing and total offense records and his weekly blog.

Painter's Career Stats								
Passing	GP/GS	Att	Comp	Int	Pct.	Yards	TDs	Long
2005	9/5	170	89	5	.524	932	3	39
2006	14/14	530	315	19	.594	3,985	22	88
2007	13/13	569	359	11	.626	3,846	29	80
2008	4/4	169	97	4	.574	1,113	5	60
Totals	40/36*	1,438	857	39	.596	9,876	59	88
* Painter's 36 career starts are consecutive								
Rushing		Att	Yards	TD	Long			
2005		52	251	4	27			
2006		76	107	6	42			
2007		53	-20	3	27			
2008		17	0	0	19			
Totals		198	338	13	42			

The Big Ten Record Book

Passing Attempts				Needs to tie		Passing Touchdowns				Needs to tie	
1	1,678	Drew Brees, Purdue	1997-00	240	—	1	90	Drew Brees, Purdue	1997-00	31	—
2	1,584	Brett Basanez, Northwestern	2002-05	146	—	2	87	Chad Henne, Michigan	2004-07	28	—
3	1,438	Curtis Painter, Purdue	2005-	—	—	3	74	Chuck Long, Iowa	1981-85	15	—
4	1,387	Chad Henne, Michigan	2004-07	—	—	4	72	John Navarre, Michigan	2000-03	13	—
5	1,366	John Navarre, Michigan	2000-03	—	—	5	71	Mark Herrmann, Purdue	1977-80	12	—
6	1,336	Kyle Orton, Purdue	2001-04	—	—			Elvis Grbac, Michigan	1989-92		—
7	1,309	Mark Herrmann, Purdue	1977-80	—	—	7	70	Kurt Kittner, Illinois	1988-01	11	—
8	1,264	Kurt Kittner, Illinois	1998-01	—	—	8	63	Kyle Orton, Purdue	2001-04	4	—
9	1,245	Jack Trudeau, Illinois	1981-85	—	—	9	61	Jeff Smoker, Michigan State	2000-03	2	—
10	1,203	Chuck Long, Iowa	1981-85	—	—			Drew Tate, Iowa	2003-06		—
						—	59	Curtis Painter, Purdue	2005-		—
Completions						Total Offensive Plays					
1	1,026	Drew Brees, Purdue	1997-00	169	—	1	1,975	Brett Basanez, Northwestern	2002-05	339	—
2	913	Brett Basanez, Northwestern	2002-05	56	—	2	1,931	Drew Brees, Purdue	1997-00	295	—
3	857	Curtis Painter, Purdue	2005-	—	—	3	1,917	Antwaan Randle El, Indiana	1998-01	281	—
4	828	Chad Henne, Michigan	2004-07	—	—	4	1,636	Curtis Painter, Purdue	2005-	—	—
5	797	Jack Trudeau, Illinois	1981-85	—	—	5	1,614	Len Williams, Northwestern	1990-93	—	—
6	786	Kyle Orton, Purdue	2001-04	—	—	6	1,607	Kyle Orton, Purdue	2001-04	—	—
7	782	Chuck Long, Iowa	1981-85	—	—	7	1,567	Chad Henne, Michigan	2004-07	—	—
8	772	Mark Herrmann, Purdue	1977-80	—	—	8	1,514	John Navarre, Michigan	2000-03	—	—
9	765	John Navarre, Michigan	2000-03	—	—	9	1,464	Art Schlichter, Ohio State	1978-81	—	—
10	685	Jeff Smoker, Michigan State	2000-03	—	—	10	1,460	Mark Herrmann, Purdue	1977-80	—	—
								Kurt Kittner, Illinois	1998-01	—	—
Passing Yards						Total Offense					
1	11,792	Drew Brees, Purdue	1997-00	1,916	—	1	12,692	Drew Brees, Purdue	1997-00	2,478	—
2	10,580	Brett Basanez, Northwestern	2002-05	704	—	2	11,576	Brett Basanez, Northwestern	2002-05	1,362	—
3	10,461	Chuck Long, Iowa	1981-85	585	—	3	11,364	Antwaan Randle El, Indiana	1998-01	1,150	—
4	9,946	Mark Herrmann, Purdue	1977-80	70	—	4	10,254	Chuck Long, Iowa	1981-85	40	—
5	9,876	Curtis Painter, Purdue	2005-	—	—	5	10,214	Curtis Painter, Purdue	2005-	—	—
6	9,715	Chad Henne, Michigan	2004-07	—	—	6	9,653	Kyle Orton, Purdue	2001-04	—	—
7	9,337	Kyle Orton, Purdue	2001-04	—	—	7	9,400	Chad Henne, Michigan	2004-07	—	—
8	9,254	John Navarre, Michigan	2000-03	—	—	8	9,134	Mark Herrmann, Purdue	1977-80	—	—
9	8,932	Jeff Smoker, Michigan State	2000-03	—	—	9	8,995	John Navarre, Michigan	2000-03	—	—
10	8,725	Jack Trudeau, Illinois	1981, 1983-85	—	—	10	8,880	Kurt Kittner, Illinois	1998-01	—	—

Offensive Two-Deep (vs. Penn State)**Wide Receiver**

21 Greg Orton Sr. 6-3/199 Dayton, Ohio
 83 Joe Whitest 5th 6-2/195 Belle Glade, Fla.

Wide Receiver

6 Desmond Tardy 5th 6-1/199 Indianapolis, Ind.
 8 Keith Smith Jr. 6-2/226 Fort Hood, Texas

Left Tackle

51 Garret Miller 5th 6-8, 275 Bay City, Texas
 75 Zach Reckman Sr. 6-6/308 Cincinnati, Ohio

Left Guard

50 Eric Hedstrom Sr. 6-6/292 Arlington Heights, Ill.
 54 Jared Zwilling Sr. 6-4/293 Evansville, Ind.

Center

78 Cory Benton 5th 6-3/287 Indianapolis, Ind.
 65 Austen Moret So. 6-2/282 Whitefish Bay, Wis.

Right Guard

72 Justin Pierce Jr. 6-4/314 Tom Bean, Texas
 73 Ken Plue Fr. 6-7/361 Rensselaer, N.Y.

Right Tackle

61 Zach Jones Sr. 6-5/300 Plainfield, Ill.
 74 Sean Sester 5th 6-7/325 Fort Thomas, Ky.

Tight End

85 Kyle Adams Jr. 6-5/251 Austin, Texas
 80 Jerry Wasikowski 5th 6-4/255 Cudahy, Wis.
 89 Colton McKey So. 6-5/256 The Woodlands, Texas

Wide Receiver

19 B. Whittington 5th 6-2/213 Collingswood, N.J.
 17 Aaron Valentin Sr. 6-1/205 Freeport, N.Y.

Quarterback

12 Curtis Painter 5th 6-4/230 Vincennes, Ind.
 14 Joey Elliott Sr. 6-2/211 Evansville, Ind.

Running Back

24 Kory Sheets 5th 6-0/206 Manchester, Conn.
 25 Dan Dierking So. 5-10/186 Wheaton, Ill.

Defensive Two-Deep (vs. Penn State)**Defensive End**

71 Alex Magee Sr. 6-4/295 Oswego, Ill.
 95 Keyon Brown Sr. 6-3/241 Homewood, Ill.

Defensive Tackle

92 Mike Neal Sr. 6-4/293 Merrillville, Ind.
 99 Nick Mondek So. 6-6/275 Naperville, Ill.

Defensive Tackle

90 Ryan Baker 5th 6-5/280 Indianapolis, Ind.
 45 Jermaine Guynn 5th 6-1/288 Indianapolis, Ind.

Defensive End

94 Ryan Kerrigan So. 6-4/255 Muncie, Ind.
 97 Gerald Gooden So. 6-3/235 Hooks, Texas

Weakside Linebacker

30 Joe Holland So. 6-1/211 Indianapolis, Ind.
 32 Albert Evans Fr. 6-0/195 Gary, Ind.

Middle Linebacker

42 A. Heygood 5th 6-2/230 Chester, Pa.
 47 Chris Carlino Fr. 6-2/215 Fishers, Ind.

Strongside Linebacker

49 Nickcaro Golding So. 6-5/225 Evanston, Ill.
 57 Tyler Haston So. 6-3/222 Avon, Ind.

Cornerback

7 Brandon King Sr. 5-11/192 Warner Robbins, Ga.
 4 Fabian Martin 5th 5-11/199 Chicago, Ill.

Free Safety

2 Torri Williams 5th 6-2/208 Cedar Park, Texas
 31 Josh McKinely So. 6-1/218 Leander, Texas

Strong Safety

3 Frank Duong 5th 5-8/178 Osceola, Ind.
 22 Dwight Mclean Jr. 6-1/203 Corona, Calif.
 43 Adam Wolf Sr. 5-11/204 Tampa, Fla.

Cornerback

9 David Pender Jr. 6-1/180 Folkston, Ga.
 10 Royce Adams Jr. 6-0/190 Cleveland, Ohio

Punter

13 Chris Summers Jr. 6-1/179 Fishers, Ind.
 37 Carson Wiggs Fr. 6-0/194 Grand Prairie, Texas

Placekicker

13 Chris Summers Jr. 6-1/179 Fishers, Ind.
 37 Carson Wiggs Fr. 6-0/194 Grand Prairie, Texas

Kickoffs

37 Carson Wiggs Fr. 6-0/194 Grand Prairie, Texas
 13 Chris Summers Jr. 6-1/179 Fishers, Ind.

Long Snapper

62 Andy Huffman Sr. 6-3/287 Montpelier, Ind.
 96 John Finch Jr. 6-3/245 Carmel, Ind.

Holder

12 Curtis Painter 5th 6-4/230 Vincennes, Ind.
 87 Kris Staats Jr. 6-1/197 La Porte, Ind.

Punt Returns

6 Desmond Tardy 5th 6-1/199 Indianapolis, Ind.
 17 Aaron Valentin Sr. 6-1/205 Freeport, N.Y.

Kickoff Returns

6 Desmond Tardy 5th 6-1/199 Indianapolis, Ind.
 24 Kory Sheets 5th 6-0/206 Manchester, Conn.

2008 GAME-BY-GAME STARTERS

Offensive Starters

Opponent	WR	WR/TE	LT	LG	C	RG	RT	TE	WR/RB	QB	RB
Northern Colorado	Whittington	Wasikowski	Miller	Hedstrom	Benton	Pierce	Z. Jones	Adams	Halliburton	Painter	Sheets
Oregon	Orton	Wasikowski	Z. Jones	Hedstrom	Benton	Pierce	Miller	McKey	K. Smith	Painter	Sheets
Central Michigan	Orton	Tardy	Miller	Hedstrom	Benton	Pierce	Z. Jones	Wasikowski	Whittington	Painter	Sheets
at Notre Dame	Orton	Tardy	Miller	Hedstrom	Benton	Pierce	Z. Jones	Smith	Whittington	Painter	Sheets
Penn State											
at Ohio State											
at Northwestern											
Minnesota											
Michigan											
at Michigan State											
at Iowa											
Indiana											

Defensive Starters

Opponent	DE	DT	DT	DE	WLB	MLB/NB	SLB	CB	FS	SS	CB
Northern Colorado	Magee	Neal	Baker	Gooden	Holland	Green	Heygood	King	T. Williams	Duong	Pender
Oregon	Magee	Neal	Baker	Kerrigan	Holland	McKinley	Heygood	King	T. Williams	Duong	Pender
Central Michigan	Magee	Neal	Baker	Kerrigan	Holland	McKinley	Heygood	King	T. Williams	Mclean	Pender
at Notre Dame	Magee	Neal	Baker	Kerrigan	Holland	Mclean	Heygood	King	T. Williams	Duong	Pender
Penn State											
at Ohio State											
at Northwestern											
Minnesota											
Michigan											
at Michigan State											
at Iowa											
Indiana											

Year-by-Year Career Starts

Player	Offense					Player	Defense				
	05	06	07	08	Total		05	06	07	08	Total
Sean Sester	11	14	13	—	38	Ryan Baker	2	11	13	4	30
Curtis Painter	5	14	13	4	36*	Alex Magee	2	7	13	4	26
Greg Orton	0	11	13	3	28	Royce Adams	—	12	6	—	18
Kory Sheets	1	13	9	4	27	Brandon King	0	—	13	4	17*
Zach Jones	0	0	12	4	16*	Anthony Heygood	0	0	12	4	16
Zach Reckman	—	0	13	—	13	Keyon Brown	—	0	12	—	12
Justin Pierce	—	0	3	4	7*	David Pender	—	1	7	4	12
Brandon Whittington	3@	0	0	3	6	Jermaine Guynn	0	9	0	—	9
Desmond Tardy	0	2	0	2	4	Torri Williams	—	1	0	4	5
Garrett Miller	0	0	0	4	4*	Joe Holland	—	—	0	4	4*
Eric Hedstrom	—	0	0	4	4*	Mike Neal	—	0	0	4	4*
Cory Benton	0	0	0	4	4*	Josh McKinley	—	—	1	2	3
Keith Smith	—	1^	0	2	3	Frank Duong	0	0	0	3	3
Jerry Wasikowski	0	0	0	3	3	Ryan Kerrigan	—	—	—	3	3*
Jaycen Taylor	—	0	3	—	3	Dwight Mclean	—	—	—	2	2
Kyle Adams	—	1	1	1	3	Gerald Gooden	—	—	0	1	1
Dan Dierking	—	—	1	—	1	Kevin B. Green	—	—	0	1	1
Frank Halliburton	—	0	0	1	1						
Colton McKey	—	—	—	1	1						

* denotes consecutive starts

@ Whittington's three starts in 2005 were at safety

^ Smith's one start in 2006 was at safety

2008 Purdue Touchdown Breakdown

Yards	No. of TD	No. of TD drives between	Time of Possession	TD Drives
1-9	7	0	0:01-0:59	3
10-19	0	1	1:00-1:30	4
20-29	2	1	1:31-1:59	0
30-39	0	2	2:00-2:59	1
40-49	2	2	3:00-3:59	1
50-59	1	1	4:00-4:59	3
60-69	0	2	5:00-5:59	1
70-79	0	2	6:00-6:59	0
80-89	1	2	7:00+	0
90+	0	0	OT	0
Totals	13	13	Totals	13
Longest TD: Kory Sheets 80-yard run vs. Oregon			Shortest TD Drive Time: 0:15 vs. Oregon	
Shortest TD: Kory Sheets 1-yard run vs. Central Michigan			Longest TD Drive Time: 5:10 at Notre Dame	
Avg yards on TD Drives: 53.8			Avg. TD Drive Time: 2:20	
Plays on TD Drives			Non-Offensive Touchdowns	
1 Play			— Mike Conway 11-yard blocked punt return vs. Northern Colorado.	
2 Plays			— Frank Duong 58-yard interception return vs. Central Michigan.	
3 Plays				
4 Plays				
5 Plays				
6 Plays				
7 Plays				
8 Plays				
9 Plays				
10 Plays				
11+ Plays				
Avg. No. of Plays on TD Drives: 5.4				

2008 Purdue Red Zone Numbers

Opponent	No.	Pct.	TD	Rush/Pass	FG	Missed FG	Int.	Fumbles	Downs	Half
Northern Colorado	3-4	75%	3	3/0	0	0	0	0	1	0
Oregon	4-4	100%	1	1/0	3	0	0	0	0	0
Central Michigan	2-2	100%	2	1/1	0	0	0	0	0	0
at Notre Dame	1-3	33%	1	0/1	0	1	0	0	1	0
Penn State										
at Ohio State										
at Northwestern										
Minnesota										
Michigan										
at Michigan State										
at Iowa										
Indiana										
Season Totals	10-13	77%	7	5/2	3	1	0	0	2	0

2008 Opponent Red Zone Numbers

Opponent	No.	Pct.	TD	Rush/Pass	FG	Missed FG	Int.	Fumbles	Downs	Half
Northern Colorado	2-3	67%	1	0/1	1	1	0	0	0	0
Oregon	5-8	63%	2	2/0	3	0	2	1	0	0
Central Michigan	4-5	80%	3	1/2	1	1	0	0	0	0
Notre Dame	3-4	75%	3	1/2	0	1	0	0	0	0
Penn State										
Ohio State										
Northwestern										
Minnesota										
Michigan										
Michigan State										
Iowa										
Indiana										
Season Totals	14-20	70%	9	4/5	5	3	2	1	0	0

Moving the Chains

Third Down Conversions

Purdue	3&1	3&2	3&3	3&4	3&5	3&6	3&7	3&8	3&9	3&10	3&11+	Totals
Conv-Att	5-6	6-10	3-4	3-4	0-3	1-5	3-6	1-1	2-7	2-5	1-11	27-62
Pct.	83%	60%	75%	75%	0%	20%	50%	100%	29%	40%	9%	44%

Purdue's Longest Third Down Conversion: 13 yards vs. Northern Colorado

Opponents	3&1	3&2	3&3	3&4	3&5	3&6	3&7	3&8	3&9	3&10	3&11+	Totals
Conv-Att	7-7	3-6	1-7	3-4	0-4	1-3	2-5	2-6	0-3	1-6	1-12	21-63
Pct.	100%	50%	14%	75%	0%	33%	40%	33%	0%	17%	8%	33%

Opponent's Longest Third Down Conversion: 13 yards vs. Oregon

Fourth Down Conversions

Purdue	4&1	4&2	4&3	4&4	4&5	4&6	4&7	4&8	4&9	4&10	4&11+	Totals
Conv-Att	2-3	0-0	0-1	0-0	0-1	0-0	0-0	0-0	0-0	0-1	0-0	2-6
Pct.	67%	0%	0%	0%	0%	0%	0%	0%	0%	0%	0%	33%

Purdue's Longest Fourth Down Conversion: 1 yard, twice vs. Central Michigan

Opponents	4&1	4&2	4&3	4&4	4&5	4&6	4&7	4&8	4&9	4&10	4&11+	Totals
Conv-Att	2-3	1-1	0-0	0-1	1-2	0-0	1-1	0-1	0-0	0-1	0-0	5-10
Pct.	67%	100%	0%	0%	50%	0%	100%	0%	0%	0%	0%	50%

Opponent's Longest Fourth Down Conversion: Notre Dame, 7 yards

2008 First Downs

<u>Rushing</u>		<u>Total First Downs</u>	
Kory Sheets.....	17	Kory Sheets.....	20
Curtis Painter.....	3	Greg Orton.....	17
Justin Siller.....	2	Desmond Tardy.....	13
Dan Dierking.....	1	Keith Smith.....	11
Frank Halliburton.....	1	Brandon Whittington.....	4
TOTALS.....	24	Curtis Painter.....	3
		Justin Siller.....	2
		Aaron Valentin.....	1
		Dan Dierking.....	1
		Frank Halliburton.....	1
		PENALTY.....	8
		TOTALS.....	81

<u>Receiving</u>	
Greg Orton.....	17
Desmond Tardy.....	13
Keith Smith.....	11
Brandon Whittington.....	4
Kory Sheets.....	3
Aaron Valentin.....	1
TOTALS.....	49

Turnover Table (-1)

Opponent	Takeaways			Result		
	Fum.	Int.	Total	TD	FG	Pts.
Northern Colorado	0	0	0	0	0	0
Oregon	2	2	4	0	1	3
Central Michigan	0	2	2	1	0	7
Notre Dame	0	0	0	0	0	0
Penn State						
Ohio State						
Northwestern						
Minnesota						
Michigan						
Michigan State						
Iowa						
Indiana						
Totals	2	4	6	1	1	10

Opponent	Giveaways			Result		
	Fum.	Int.	Total	TD	FG	Pts.
Northern Colorado	1	0	1	0	1	3
Oregon	1	2	3	0	1	3
Central Michigan	1	1	2	1	1	11
Notre Dame	0	1	1	1	0	7
Penn State						
Ohio State						
Northwestern						
Minnesota						
Michigan						
Michigan State						
Iowa						
Indiana						
Totals	3	4	7	2	3	24

First and Goal Numbers

	Purdue	Opponent
Possessions.....	9.....	8
Total Scores.....	8.....	7
Touchdowns.....	7.....	6
Rushing.....	5.....	1
Passing.....	2.....	5
Field Goals.....	1.....	1
Missed Field Goals.....	1.....	1
Interception.....	0.....	0
Fumbles.....	0.....	0
Downs.....	0.....	0
Clock.....	0.....	0
Scoring Pct.....	89%.....	88%
Touchdown Pct.....	78%.....	75%

2008 Long Plays (20+ yards)

Name	Yards	Opponent
Rushing (5)		
Kory Sheets	80*	Oregon
Kory Sheets	46*	Central Michigan
Kory Sheets	33	Notre Dame
Kory Sheets	22*	Notre Dame
Justin Siller	20	Oregon
Receiving (13)		
Painter to Tardy	60	Northern Colorado
Painter to Valentin	57	Central Michigan
Painter to Tardy	54*	Notre Dame
Painter to Orton	43*	Northern Colorado
Painter to Tardy	39	Notre Dame
Painter to Tardy	36	Northern Colorado
Painter to Smith	31	Central Michigan
Painter to Orton	28	Northern Colorado
Painter to Smith	26*	Northern Colorado
Painter to Sheets	25	Notre Dame
Painter to Smith	23	Central Michigan
Painter to Orton	21	Oregon
Painter to Tardy	20	Notre Dame
Returns (10)		
Desmond Tardy	68 KR	Northern Colorado
Brandon King	60 INT	Oregon
Frank Duong	58 INT*	Central Michigan
Kory Sheets	45 KR	Northern Colorado
Desmond Tardy	39 KR	Central Michigan
Desmond Tardy	35 KR	Central Michigan
Kory Sheets	28 KR	Central Michigan
Kory Sheets	27 KR	Oregon
Kory Sheets	27 KR	Notre Dame
Kory Sheets	22 KR	Oregon

* Denotes Scoring Play

Individual Career Long Plays (20+ yards)

Kyle Adams		Kory Sheets	
Yards	Opponent/Year	Yards	Opponent/Year
Receiving (2)		Rushing (20)	
28*	Toledo/2007	88	Minnesota/2005
25*	Hawaii/2006	80*	Oregon/2008
		59*	Michigan State/2007
		53*	Indiana/2005
Yards	Opponent/Year	46*	Central Michigan/2008
Returns (1)		38	Notre Dame/2005
28 INT	Northwestern/2006	33	Notre Dame/2008
		30	Indiana State/2006
		25	Iowa/2006
Yards	Opponent/Year	25*	Indiana/2005
Rushing (1)		23	Indiana State/2006
30*	Toledo/2007	23	Central Michigan/2007
		22	Central Michigan/2007
		22	Minnesota/2007
Yards	Opponent/Year	22	Penn State/2007
Returns (1)		22*	Notre Dame/2208
58* INT	Central Michigan/2008	21	Toledo/2007
		21	Notre Dame/2007
		21	Notre Dame/2007
		21	vs. Miami (Ohio)/2006
Yards	Opponent/Year	Receiving (7)	
Returns (1)		41*	Michigan State/2007
60 INT	Oregon/2008	37	Hawaii/2006
		37	Ball State/2006
		25	Notre Dame/2008
Yards	Opponent/Year	23	Notre Dame/2005
Receiving (24)		23	Central Michigan(B)/2007
44	Indiana/2007	20	Minnesota/2007
43*	Miami (Ohio)/2006	Returns (16)	
43*	Northern Colorado/2008	56 KR	Indiana State/2006
42	Indiana/2006	56 KR	Miami (Ohio)/2006
40	Northwestern/2006	45 KR	Northern Colorado/2008
40	Notre Dame/2007	33 KR	Iowa/2006
37*	Central Michigan/2007	29 KR	Wisconsin/2005
34*	Toledo/2007	28 KR	Central Michigan/2008
29	Maryland/2006	27 KR	Oregon/2008
29*	Central Michigan(B)/2007	27 KR	Notre Dame/2008
28	Miami (Ohio)/2006	26 KR	Michigan State/2006
28*	Hawaii/2006	24 KR	Michigan State/2006
28	Northern Colorado/2008	23 KR	Notre Dame/2006
25	Indiana/2006	22 KR	Michigan State/2006
24	Wisconsin/2006	22 KR	Penn State/2006
22	Illinois/2005	22 KR	Oregon/2008
22	Wisconsin/2006	20 KR	Indiana/2006
21	Maryland/2006	20 KR	Miami (Ohio)/2006
21	Minnesota/2007	20 KR	Miami (Ohio)/2006
21	Central Michigan(B)/2007	20 KR	
21	Oregon/2008		
20	Hawaii/2006		
20*	Eastern Illinois/2007		
20	Michigan State/2007		
		Justin Siller	
		Yards	Opponent/Year
		Rushing (1)	
		20	Oregon/2008
		Keith Smith	
		Yards	Opponent/Year
		Receiving (3)	
		31	Central Michigan/2008
		23	Central Michigan/2008
		26*	Northern Colorado/2008
		Desmond Tardy	
		Yards	Opponent/Year
		Receiving (7)	
		60	Northern Colorado/2008
		54*	Notre Dame/2008
		39	Notre Dame/2008
		36	Northern Colorado/2008
		26	Central Michigan(B)/2007
		24*	Indiana State/2006
		20	Notre Dame/2008
		Returns (7)	
		95* KR	Minnesota/2007
		68 KR	Northern Colorado/2008
		39 KR	Central Michigan/2008
		35 KR	Central Michigan(B)/2007
		35 KR	Central Michigan/2008
		31 PR	Toledo/2007
		26 KR	Iowa/2007
		Joe Whitest	
		Yards	Opponent/Year
		Receiving (1)	
		20	Illinois/2006
		Brandon Whittington	
		Yards	Opponent/Year
		Receiving (1)	
		24	Notre Dame/2007
		Aaron Valentin	
		Yards	Opponent/Year
		Receiving (1)	
		57	Central Michigan/2008

2008 Purdue Drive Charts

Opponent	Drives	TD	FG	Missed FG	Punts	Fumbles	Int	Downs	Half	Avg. Start
Northern Colorado	10	5	0	0	4	0	0	1	0	Own 42
Oregon	19	2	4	2	8	1	2	0	0	Own 33
Central Michigan	13	3	1	1	4	1	1	1	1	Own 29
at Notre Dame	11	3	0	1	4	0	1	2	0	Own 21
Penn State										
at Ohio State										
at Northwestern										
Minnesota										
Michigan										
at Michigan State										
at Iowa										
Indiana										

Season Totals 53 13 5 4 20 2 4 4 1 Own 34

TDs on change of possession: Blocked punt vs. N. Colorado, Interception vs. Central Michigan

2008 Opponent Drive Charts

Opponent	Drives	TD	FG	Missed FG	Punts	Fumbles	Int	Downs	Half	Avg. Start
Northern Colorado	13	1	1	1	7	0	0	1	2	Own 23
Oregon	17	2	4	0	5	2	2	2	0	Own 31
Central Michigan	13	3	1	2	4	0	2	1	0	Own 32
at Notre Dame	11	4	1	1	2	0	0	1	2	Own 29
Penn State										
at Ohio State										
at Northwestern										
Minnesota										
Michigan										
at Michigan State										
at Iowa										
Indiana										

Season Totals 54 10 7 4 18 2 4 5 4 Own 29

TDs on change of possession: Punt return vs. Oregon, Interception at Notre Dame

2008 Purdue Scoring Drives

Game	Obtained	Scoring Play	Plays	Yards	TOP	Score	Quarter	Time
Northern Colo.	Punt	Painter to Smith - 26 yards	4	67	1:24	PUR 7-0	1st	8:40
	Punt	Sheets 9-yard run	2	37	0:27	PUR 14-0	2nd	4:35
	Punt	Sheets 2-yard run	6	34	3:08	PUR 21-0	3rd	2:32
	Kickoff	Painter to Orton - 43 yards	3	40	1:17	PUR 28-0	4th	14:19
	Punt	Conway 11-yard punt block return	0	0	0:00	PUR 35-3	4th	7:08
	Kickoff	Elliott 2-yard run	5	14	2:56	PUR 42-10	4th	4:12
Oregon	Kickoff	Sheets 80-yard run	2	80	0:15	PUR 7-0	1st	14:45
	Kickoff	Summers 29-yard field goal	13	68	6:05	PUR 10-3	1st	5:47
	Interception	Summers 38-yard field goal	4	5	1:33	PUR 13-3	1st	1:09
	Kickoff	Sheets 2-yard run	3	22	1:13	PUR 20-3	2nd	14:56
	Punt	Summers 27-yard field goal	9	45	2:35	PUR 23-20	4th	7:30
	Possession	Summers 22-yard field goal	4	21	0:00	Tie 26-26	OT	OT
C. Michigan	Kickoff	Summers 45-yard field goal	14	43	5:01	PUR 3-0	1st	9:59
	Kickoff	Sheets 1-yard run	10	80	4:22	Tie 10-10	2nd	1:27
	Interception	Duong 58-yards	0	58	0:00	PUR 17-10	3rd	8:54
	Kickoff	Painter to Tardy - 2 yds	8	78	4:12	PUR 24-17	4th	7:34
	Kickoff	Sheets 46-yard run	1	46	0:18	PUR 32-25	4th	1:00
Notre Dame	Punt	Sheets 22-yard run	8	59	4:16	PUR 7-0	1st	9:04
	Kickoff	Painter to Valentin - 3 yards	14	78	5:10	PUR 14-7	2nd	4:46
	Kickoff	Painter to Tardy - 54 yards	4	64	1:13	ND 28-21	3rd	5:24

Penn State
Ohio State
Northwestern
Minnesota
Michigan
Michigan State
Iowa
Indiana



Game 1 Northern Colorado

September 6, 2008
Ross-Ade Stadium
West Lafayette, Ind.

Weather: 69 Degrees; Sunny
Game Time: 3:12
Attendance: 51,476



10

42

Team	1	2	3	4	Final
Northern Colorado	0	0	0	10	10
Purdue	7	7	7	21	42

Scoring

1st - 8:40 - Purdue 7-0
PUR - Smith 26-yd pass from Painter (Summers kick) [4-67, 1:24]
2nd - 4:35 - Purdue 14-0
PUR - Sheets 9-yd run (Summers kick) [2-37, 0:27]
3rd - 2:32 - Purdue 21-0
PUR - Sheet 2-yd run (Summers kick) [6-34, 3:08]
4th - 14:19 - Purdue 21-3
NC - York 37-yd field goal [4-5, 0:32]
4th - 13:02 - Purdue 28-3
PUR - Orton 43-yd pass from Painter (Summers kick) [3-40, 1:17]
4th - 10:54 - Purdue 35-3
PUR - Conway 11-yd block punt reutrn (Summers kick)
4th - 7:08 - Purdue 35-10
NC - Caprioli 3-yd pass from Waggener (York kick) [9-78, 3:46]
4th - 4:12 - Purdue 42-10
PUR - Elliott 2-yd run (Summers kick) [5-14, 2:56]

WEST LAFAYETTE, Ind. - The Boilermakers opened the 2008 season with a workmanlike 42-10 win over Northern Colorado before 51,476 fans at Ross-Ade Stadium on a sun-drenched Sept. 6. The victory marked No. 84 for head coach Joe Tiller at Purdue, tying him with Hall of Famer Jack Mollenkopf as the winningest coach in school history. Frank Halliburton set a school record with two blocked punts, and the second one was recovered by Mike Conway and returned 11 yards for a touchdown in the fourth quarter. Curtis Painter completed 15 of 28 passes for 286 yards two touchdowns - a 26-yarder to Keith Smith and a 43-yarder to Greg Orton. Smith, a former quarterback and safety playing his game at wide receiver, topped the team with six receptions for 67 yards. Orton caught four balls for 89 yards, while Desmond Tardy had career highs of three catches (tied) and 112 receiving yards. Kory Sheets continued his assault on the school career touchdowns record with two rushing scores, pushing his overall total to 39, three behind Mike Alstott. Sheets rushed for 81 yards on 16 carries. Tardy and Sheets both had long kickoff returns, as well, covering 68 and 45 yards. Frank Duong made his first career start and responded with a career-high eight tackles. Gerald Gooden, also in his starting debut, and Anthony Heygood both came up with six tackles. David Pender equaled his career high with three pass breakups. The Boilermakers improved to 9-3 in season openers, 60-5 when scoring 30 or more points and 34-0 when tallying 40 or more points under Tiller.

Game Notes: Purdue won its sixth straight season opener with a 42-10 win over visiting Northern Colorado ... Purdue won for the first time on September 6 in the program's history (0-3 on the date entering the game) ... Purdue defeated a non-conference opponent for a sixth straight game (5-0 including the bowl game last year) ... Highlighted by a 68 yard return by Desmond Tardy and a 45-yarder by Kory Sheets, Purdue averaged 38.7 yards per kickoff return in the game ... Aided by Frank Halliburton's two punt blocks (see below), Purdue limited Northern Colorado to a net punting average of 18 yards ... Halliburton became the first Purdue player in 121 years of Boilermaker football to block two punts in one game. He also tied the single-season record shared now with Todd Stelma (1998) and Bernard Pollard (2004) ... Mike Conway's fourth quarter touchdown return of a blocked punt was the first by a Purdue player since Kory Sheets did so against Akron on Sept. 10, 2005 ... Tackle Sean Sester missed a start for the first time in his Purdue career, snapping a streak of 38 consecutive games ... Quarterback Curtis

Painter improved to third in Purdue history and seventh in Big Ten history in completions (775), eighth in Big Ten history in passing yards (9,049) and seventh in total offense (9,386) ... Kory Sheets' two rushing scores in the game marked his third straight contest with multiple TDs dating back to last year (two at Indiana and vs. Central Michigan) ... Keith Smith's 26 yard TD catch in the first quarter was his first career reception ... Desmond Tardy's 60 yard reception in the second quarter was a career-long (previous 26) ... Tardy's 112 receiving yards marked the first time his career he's eclipsed the century mark ... Backup quarterback Joey Elliott scored his first career rushing TD in the fourth quarter ... Alex Magee had a sack and Ryan Baker and Keyon Brown shared one. Magee now has 3.5 career sacks, Baker 7.0 and Brown 4.0.

Team Statistics

	NC	PUR
First Downs	25	17
Rushes-Yards	37-122	26-166
Passing Yards	216	286
Comp-Att-Int	27-42-0	15-28-0
Plays-Total Offense	79-338	54-402
Time of Possession	37:20	22:40
Punts-Net	7-18.0	4-28.0
Fumbles-Lost	1-0	1-1
Penalties-Yards	7-48	8-54
3rd Down Conversions	7-18	6-11
4th Down Conversion	0-1	0-1
Sacks by-Yards	1-1	2-6

Individual Statistics

Offense

Rushing

NC - Muns 6-49; Wilson 8-28; Woods 9-26; Smith 2-15; Schrenk 1-8; Waggener 10-0; Caprioli 1-(-4)

PUR - Sheets 16-81 (2 TD); Halliburton 2-13; Siller 4-12; Dierking 2-9; Elliott 1-2 (TD); Painter 1-(-1)

Passing

NC - Waggener 27-42-0/216 yards (TD)

PUR - Painter 15-28-0/286 yards (2 TDs)

Receiving

NC - Chesla 9-99; Caprioli 5-25 (TD); Smith 3-29; Fauver 3-22; Thompson 3-14; Emmerling 1-14; Sewell 1-5; Woods 1-5; Wilson 1-3

PUR - Smith 6-67 (TD); Orton 4-89 (TD); Tardy 3-112; Sheets 2-18

Defense

Tackle leaders (misc.)

NC - Wofford 6-0-6 (PBU); Hewitt 4-0-4 (PBU); Michon 3-1-4 (PBU); King 2-2-4; Brown 2-2-4 (PBU); Mack (PBU); Stemo (FR)
PUR - Duong 7-1-8; Gooden 5-1-6 (TFL); Heygood 4-2-6 (0.5 TFL); Green 4-1-5; Haston 4-1-5; Holland (PBU); Neal (TFL); King (0.5 TFL, PBU); Pender (3 PBU)

Interceptions

None

Sacks (No.-Yards)

NC - Hernon (1-1)

PUR - Baker (1-3); Magee (1-3)

Tiller's Take

"I thought we were pretty average. Overall, I thought we played OK. I certainly wasn't disappointed in the way we played but we're capable of playing better than that."

On tying Jack Mollenkopf for the school coaching wins record

"I think I'll reflect back on it when the season's over, but I don't think too much about it now. We've been very fortunate at Purdue to have, No. 1, some outstanding assistant coaches. And we've had some good players. You never do any of this by yourself."

O
32

Game 2

#16 Oregon

September 13, 2008

Ross-Ade Stadium

West Lafayette, Ind.

Weather: 88 Degrees; Windy

Game Time: 3:50

Attendance: 54,666

P
26

Team	1	2	3	4	OT	Final
Oregon	3	3	14	3	9	32
Purdue	13	7	0	3	3	26

Scoring

1st - 14:45 - Purdue 7-0

PUR - Sheets 80-yd run (Summers kick) [2-80, 0:15]

1st - 11:52 - Purdue 7-3

ORE - Evensen 23-yd field goal [6-57, 2:53]

1st - 5:47 - Purdue 10-3

PUR - Summers 29-yd field goal [4-5, 6:05]

1st - 1:09 - Purdue 13-3

PUR - Summers 38-yd field goal [3-22, 1:33]

2nd - 13:02 - Purdue 20-3

PUR - Sheets 2-yd run (Summers kick) [3-22, 1:13]

2nd - 0:00 - Purdue 20-6

ORE - Evensen 21-yd field goal [8-37, 0:39]

3rd - 4:41 - Purdue 20-13

ORE - Byrd 87-yd punt return (Evensen kick)

3rd - 0:11 - Tie 20-20

ORE - Blount 5-yd run (Evensen kick) [7-96, 2:24]

4th - 7:30 - Purdue 23-20

PUR - Summers 27-yd field goal [9-45, 2:35]

4th - 5:06 - Tie 23-23

ORE - Evensen 38-yd field goal [7-29, 2:24]

OT - 0:00 - Oregon 26-23

ORE - Evensen 33-yd field goal [4-9, 0:00]

OT - 0:00 - Tie 26-26

PUR - Summers 22-yd field goal [4-21, 0:00]

OT2 - 0:00 - Oregon 32-26

ORE - Blount 3-yd run [5-25, 0:00]

WEST LAFAYETTE, Ind. - Sixteenth-ranked Oregon overcame a 20-6 halftime deficit to defeat the Boilermakers 32-26 in two overtime sessions before 54,666 fans at Ross-Ade Stadium on a muggy Sept. 13. The game was tied at 20 after three quarters and at 23 at the end of regulation. Purdue had a chance to win it with two seconds left, but Chris Summers' 44-yard field goal attempt spiraled wide left into a swirling wind. In the first extra session, the teams traded field goals and, after Summers missed from 47 yards out in the second overtime period, Oregon scored a touchdown on a five-play drive. Kory Sheets had a monster day with career highs of 180 rushing yards and 29 carries. He scored a pair of opening-half touchdowns, the first one covering 80 yards on the game's second play. Curtis Painter completed 26 of 50 passes for 207 yards and two interceptions. Greg Orton had nine receptions for 82 yards. The defense forced three fumbles (by Ryan Kerrigan, Alex Magee and Torri Williams), two of which were recovered by Ryan Baker and Dwight Mclean and came up with two interceptions by Anthony Heygood and Brandon King. Frank Duong and Williams both recorded career highs in tackles with 11 and nine. Heygood also had nine stops, and Joe Holland added a season-high eight. Summers equaled his career high with four field goals - from 29, 38, 27 and 22 yards - and also averaged 44.4 yards on seven punts. Two long plays late in the third quarter enabled the visiting Ducks to get back in the game, an 87-yard punt return for a touchdown and a 72-yard rush that set up the tying touchdown.

Game Notes: Purdue dropped to 3-6 all time in overtime games. The contest marked the first overtime game for Purdue since defeating Miami (Ohio) 38-31 on Sept. 9, 2006 ... The two overtime periods tied for the longest in school history (at Minnesota Sept. 24, 2005) ... Oregon's Jairus Byrd recorded the longest punt return by an opponent in Purdue history (87 yards) ... Oregon's 306 yards rushing marked the first time an opponent has gone for 300 or more yards on the

ground against Purdue since Illinois went for 316 yards on Nov. 11, 2006 ... Chris Summers' four field goals in the game tied his career high (Notre Dame and Penn State in 2007). His six attempts were the most in his career ... Brandon King's 60-yard interception return in the first quarter was the longest for a Boilermaker since Ashante Woodyard went 86 yards against Iowa in 2001 ... Kory Sheets established career-highs in rushing attempts (29) and rushing yards (180). It was his seventh career 100-yard game (last vs. Notre Dame, 2007) ... Sheets' two rushing TDs in the contest marked the fourth consecutive game he has found the endzone twice in a game dating back to the Indiana game last season and his fifth straight game with at least one score ... Sheets' 80-yard TD run on the second play of the game was the second-longest rush during Joe Tiller's tenure (Sheets, 88 yards at Minnesota in 2005) and the longest scoring run in the 11-plus seasons under Tiller (Edwin Watson, 75 yards in 1997) ... Wide receiver Desmond Tardy hauled in a career-best five passes ... Linebacker Anthony Heygood recorded his first career interception in the second quarter ... Curtis Painter (50-26-2, 207 yards) moved into second all-time in Purdue and fifth in Big Ten history in attempts (1,347) and second in Purdue and fourth in the Big Ten history in completions (801). He also moved up to seventh in Big Ten history for passing yards (9,256) ... Painter saw a four-game streak of throwing at least one TD pass come to an end ... Frank Duong led Purdue in tackles for a second consecutive week. His 11 stops eclipsed his previous career high of eight total tackles established last weekend against Northern Colorado.

Team Statistics

	ORE	PUR
First Downs	26	25
Rushes-Yards	43-306	45-201
Passing Yards	197	207
Comp-Att-Int	20-48-2	26-50-2
Plays-Total Offense	91-503	95-408
Time of Possession	24:51	35:09
Punts-Net	5-37.0	8-24.9
Fumbles-Lost	3-2	2-1
Penalties-Yards	7-68	6-58
3rd Down Conversions	5-18	8-21
4th Down Conversion	1-4	0-1
Sacks by-Yards	4-17	0-0

Individual Statistics

Offense

Rushing

ORE - Blount 11-131, 2 TD; J. Johnson 17-96; Roper 7-41; Dickson 3-18; Harper 4-17; M. Johnson 1-3

PUR - Sheets 29-180, 2 TD; Siller 5-17; Painter 9-3; Halliburton 2-1

Passing

ORE - Roper 20-48-2/197 yards (0 TD)

PUR - Painter 26-50-2/207 yards (0 TD)

Receiving

ORE - Dickson 7-93; Maehl 7-38; Williams 5-49; Scott 1-17

PUR - Orton 9-82; Tardy 5-43; Smith 4-32; Sheets 4-17; Whittington 2-19; Wasikowski 2-14

Defense

Tackle leaders (misc.)

ORE - Paysinger 7-2-9; Thurmond 7-2-9, PBU; Boyd 5-2-7, PBU; Ward 6-0-6, PBU; Matthews 6-0-6, 2 TFL; Chung 4-2-6, TFL, PBU

PUR - Duong 8-3-11, TFL, PBU; Williams 8-1-9, FF, 2 PBU; Heygood 6-3-9, 0.5 TFL, PBU; Holland 5-3-8; Kerrigan 4-1-5, FF

Interceptions

ORE - Ward 1-16; Byrd 1-7; PUR - King 1-60; Heygood 1-2

Sacks (No-Yards)

ORE - Reed (2-10); Tukuafu (2-7)

PUR - None

Tiller's Take

"No loss is ever palatable, but that's not the most difficult loss that I've ever been around. We played really hard and that's what you ask for from college players. If you have to coach effort then I think you're in a real jackpot. We didn't have to coach effort. We may have gotten out-athleted at times but the effort level was there, so I'm not that disappointed."



Game 3 Central Michigan

September 20, 2008
Ross-Ade Stadium
West Lafayette, Ind.

Weather: 69 Degrees; Calm
Game Time: 3:20
Attendance: 57,101



25

32

Team	1	2	3	4	Final
Central Michigan	7	3	0	15	25
Purdue	3	7	7	15	32

Scoring

1st - 9:59 - Purdue 3-0

PUR - Summers 45-yd field goal [14-43, 5:01]

1st - 6:01 - Central Michigan 7-3

CMU - Sneed 8-yd pass from LeFevour (Aguila kick) [10-80, 3:58]

2nd - 5:49 - Central Michigan 10-3

CMU - Aguila 32-yd field goal [8-26, 3:50]

2nd - 1:27 - Tie 10-10

PUR - Sheets 1-yd run (Summers kick) [10-80, 4:22]

3rd - 8:54 - Purdue 17-10

PUR - Duong 58-yd interception return (Summers kick)

4th - 11:46 - Tie 17-17

CMU - LeFevour 12-yd run (Aguila kick) [8-69, 3:07]

4th - 7:34 - Purdue 24-17

PUR - Tardy 2-yd pass from Painter (Summers kick) [8-78, 4:12]

4th - 1:18 - Central Michigan 25-24

CMU - Sneed 6-yd pass from LeFevour (Brown pass from LeFevour)[6-53, 2:23]

4th - 1:00 - Purdue 32-25

PUR - Sheets 46-yd run (Orton pass from Painter) [1-46, 0:18]

WEST LAFAYETTE, Ind. - Joe Tiller became the winningest coach in 121 years of Purdue football with the Boilermakers' thrilling last-minute 32-25 victory over Central Michigan before 57,101 fans at Ross-Ade Stadium on Sept. 20. Trailing 25-24 after the Chippewas scored and converted a two-point conversion with 1:18 remaining, the Boilermakers took over at the Central Michigan 46-yard line following a 39-yard kickoff return by Desmond Tardy and subsequent 15-yard face-mask penalty. On the first play, Kory Sheets took the handoff, made a cut that faked out several defenders and broke loose to score. The touchdown was the 43rd of Sheets' career, breaking the school record held by Mike Alstott. Central Michigan had once final drive, but it was thwarted when Dwight Mclean came up with an interception at the Purdue 15-yard line. The Boilermakers led 17-10 after three quarters before both teams scored 15 points in the final 15 minutes. Frank Duong broke a 10-apiece tie ahead when he returned an interception 58 yards for a touchdown with 8:54 left in the third quarter. Sheets rushed for 91 yards on 17 carries with two touchdowns. Curtis Painter completed 27 of 36 passes for 261 yards and a touchdown, a 2-yarder to Tardy to gave the Boilermakers a 24-17 advantage midway through the fourth quarter. Tardy was one of five four players to catch five passes for Purdue, along with Sheets, Keith Smith and Brandon Whittington. Aaron Valentine hauled in a crucial 57-yard pass to set up the Painter-to-Tardy score. Anthony Heygood paced Purdue with a career-high 14 tackles, and he also forced a fumble. The Boilermakers recorded four sacks and five pass breakups. Chris Summers opened the scoring with a 45-yard field goal in the first quarter. For Tiller, the win marked No. 85 in his 12th season at Purdue, besting Hall of Famer Jack Mollenkopf, who won 84 games from 1956 to 1969.

Game Notes: Frank Duong's 58-yard interception return in the third quarter was the 22nd defensive touchdown in the Joe Tiller Era. It was the first interception return for a score since Cliff Avril went 43 yards at Minnesota last season ... Purdue improved to 5-0 all-time against Central Michigan ... Purdue improved to 36-7-1 all-time against the Mid-American Conference and 14-2 against the league under Joe Tiller ... The eight players with at least one catch in the contest was a season high for the Boilermakers ... Purdue's four sacks (Keyon Brown, Mike Neal, Alex Magee, Jermaine Guynn) in the game was a season high ... After giving up first downs on Central Michigan's first two third down opportunities in the first quarter, Purdue did not allow another third down conversion until

the fourth quarter - a string of nine straight third down attempts. Central Michigan finished the game just 3 of 13 on third down ... Purdue converted a two-point conversion for the first time since 2005 (Dorien Bryant at Penn State) ... Duong's interception in the third quarter was his first career pick. As was Dwight Mclean's game-sealing interception in the fourth quarter ... Quarterback Curtis Painter moved past Kyle Orton for third in career passing yards at Purdue (9,517). The yardage total is sixth in Big Ten history ... Painter also moved into a tie for third in Big Ten history for completions (828, tied with Michigan's Chad Henne) and into fourth in conference history in passing attempts (1,383). Painter's 27 completions in the contest was a season high ... Kory Sheets improved to fifth in Purdue history for rushing yards (2,562) and to eighth in school history for attempts (492). Sheets has scored two TDs in all three games this season and in five straight dating back to the Indiana contest last November ... Aaron Valentin's 57-yard reception in the fourth quarter was his first career catch at Purdue ... Brandon Whittington's five catches for 44 yards established career game highs in both categories ... Anthony Heygood's 14 total tackles and nine solo stops were both single-game career bests.

Team Statistics

	CMU	PUR
First Downs	26	16
Rushes-Yards	38-149	29-83
Passing Yards	291	261
Comp-Att-Int	25-44-2	27-36-1
Plays-Total Offense	82-440	65-344
Time of Possession	31:31	28:29
Punts-Net	4-34.5	4-32.5
Fumbles-Lost	1-0	1-1
Penalties-Yards	7-57	3-30
3rd Down Conversions	3-13	7-16
4th Down Conversion	1-2	2-3
Sacks by-Yards	1-6	4-27

Individual Statistics

Offense

Rushing

CMU - LeFevour 24-112, TD; Sneed 9-21; Cotton 3-14; Brown 1-2; Hoskins 1-0

PUR - Sheets 17-91, 2 TD; Siller 1-3; Dierking 1-1; Tardy 1-(-1); Team 1-(-2); Halliburton 2-(-2); Painter 6-(-7)

Passing

CMU - LeFevour 25-44-2/291 yards (2 TD)

PUR - Painter 27-36-1/261 yards (1 TD)

Receiving

CMU - Sneed 6-57, 2 TD; Anderson 5-46; Bockheim 4-74; Hoskins 4-31; Pitts 3-49; Brown 2-20; Poblah 1-14

PUR - Smith 5-59; Whittington 5-44; Tardy 5-36, TD; Sheets 5-23; Orton 3-26; Halliburton 2-8; Valentin 1-57; Whitest 1-8

Defense

Tackle leaders (misc.)

CMU - Williams 6-2-8; Bellore 5-2-7; Seay 4-3-7; Murane 4-1-5, FF, FR

PUR - Heygood 9-5-14, FF; Holland 3-4-7; Williams 4-2-6, PBU; King 3-3-6, PBU;

Interceptions

CMU - Williams 1-7; PUR - Duong 1-58, TD; Mclean 1-14

Sacks (No.-Yards)

CMU - Murnane 0.5-3; E. Fraser 0.5-3

PUR - Brown 1.0-9; Neal 1.0-7; Magee 1.0-3; Guynn 1.0-8

Tiller's Take

"We thought they probably would be defending the pass. We wanted to put the ball in (Sheets') hands. There was a nice crease inside. He breaks outside, and once he gets into the open field, he is hard to bring down. We had some guys that did some work up front, and he finished the play."

On breaking Jack Mollenkopf's school coaching wins record

"You need to be a survivor. You've got to be in a position long enough to win that number of games. I've been very fortunate over the course of my career. I've been around a bunch of good assistant coaches and players who played hard. When everybody's pulling on the oars together, good things happen."



Game 4 at Notre Dame

September 27, 2008
Notre Dame Stadium
South Bend, Ind.
Weather: 77 Degrees; Sunny
Game Time: 3:21
Attendance: 80,795



Team	1	2	3	4	Final
Purdue	7	7	7	0	21
Notre Dame	0	14	21	3	38

Scoring

1st - 9:04 - Purdue 7-0

PUR - Sheets 22-yd run (Summers kick) [8-59, 4:16]

2nd - 9:56 - Tie 7-7

ND - Blanton 47-yd interception return (Walker kick)

2nd - 4:46 - Purdue 14-7

PUR - Valentin 3-yd pass from Painter (Summers kick) [14-78, 5:10]

2nd - 2:35 - Tie 14-14

ND - Tate 6-yd pass from Clausen (Walker kick) [6-65, 2:11]

3rd - 12:56 - Notre Dame 21-14

ND - Allen 16-yd run (Walker kick) [5-81, 2:04]

3rd - 6:37 - Notre Dame 28-14

ND - Rudolph 5-yd pass from Clausen (Walker kick) [11-78, 4:56]

3rd - 5:24 - Notre Dame - 28-21

PUR - Tardy 54-yd pass from Painter (Summers kick) [4-64, 1:13]

3rd - 1:24 - Notre Dame - 35-21

ND - Grimes 30-yd pass from Clausen (Walker kick) [9-54, 4:00]

4th - 10:26 - Notre Dame 38-21

ND - Walker 42-yd field goal [9-64, 3:55]

SOUTH BEND, Ind. - Notre Dame broke open a 14-apiece halftime stalemate with three third-quarter touchdowns and went on to post a 38-21 victory over Purdue before 80,795 sun-drenched fans at Notre Dame Stadium on Sept. 27. The Boilermakers trailed 28-14 when Curtis Painter hooked up with Desmond Tardy on a nifty throw-catch-run-dive touchdown play covering 54 yards with 5:24 to go in the third quarter. But the Fighting Irish came back and scored four minutes later on a 30-yard pass on fourth-and-7 to regain control. Painter completed 29 of 55 passes for 359 yards and two touchdowns. Tardy enjoyed a career day, with 10 receptions for 175 yards. Greg Orton caught nine passes for 90 yards. Kory Sheets rushed for 87 yards on 13 carries, including a 22-yard touchdown jaunt in the first quarter that marked the 39th ground score of his career, equaling the school record held by Mike Alstott. Sheets also had five receptions for 56 yards and returned seven kickoffs for 97 yards to amass 240 all-purpose yards. Aaron Valentin caught his first career touchdown pass, a 3-yarder. Anthony Heygood and Joe Holland anchored an overworked defense with 11 tackles apiece. Notre Dame led in time of possession 35:26 to 24:34, and in the second half had the ball for just less than 23 minutes. The Boilermakers finished with 462 yards of total offense, while the Fighting Irish had 476 yards. Joe Tiller finished his career with five wins against Notre Dame, the second-most by a Purdue head coach and tied for the seventh-most by any coach in college football history. The Boilermakers' Jack Mollenkopf is tied for the most wins (also Duffy Daugherty of Michigan State) with 10.

Game Notes: Purdue scored first for a fourth consecutive game (TDs vs. N. Colorado, Oregon and Notre Dame and FG vs. Central Michigan). The Boilermakers are 58-23 when scoring first in the 11-plus seasons under Joe Tiller ... The 38 points allowed by Purdue was a season high (32 vs. Oregon in 2OT) ... Purdue's missed field goal in the first quarter snapped a streak of eight straight red zone penetrations with a score ... Purdue's scoring drive to make it 14-7 Purdue in the second quarter was the longest touchdown drive both time-wise (5:10) and in number of plays (14) this season ... Robert Blanton's 47-yard interception return for a TD in the second quarter was this first by a Boilermaker opponent since Adam Shada of Iowa returned a pick 98 yards for a score in 2006 ... Kory Sheets' 22-yard touchdown run in the first quarter tied him with Mike Alstott for the Purdue career touchdown record (39). It also marked the seventh straight game that Sheets has scored at least

one touchdown dating back to the Michigan State game last season ... Sheets' 25-yard reception in the fourth quarter was his longest of the season ... Desmond Tardy had career highs in both receptions (10) and yards receiving (175) in the game ... Tardy's 54-yard TD reception in the third quarter was the longest scoring catch-and-run in his career ... Tardy's 184 all-purpose yards in the game were a career high ... Aaron Valentin caught his first touchdown as a Boilermaker in the second quarter ... Curtis Painter took over third place on the all time Big Ten charts in both attempts (1,438) and completions (857) ... Painter also moved into fifth in Big Ten history in passing yards (9,876) ... TE Colton McKey recorded his first reception at Purdue (three yards in the second quarter) ... Joe Holland registered a career-best 11 total tackles against his mother and father's Alma mater ... DT Mike Neal posted his second consecutive game with a sack, the fourth of his career ... David Pender tied his single-season high for PBUs (6) with a pair of knock downs against the Fighting Irish.

Team Statistics

	PUR	ND
First Downs	23	23
Rushes-Yards	17-103	40-201
Passing Yards	359	275
Comp-Att-Int	29-55-1	20-35-0
Plays-Total Offense	72-462	75-476
Time of Possession	24:34	35:26
Punts-Net	4-39.2	2-42.0
Fumbles-Lost	0-0	0-0
Penalties-Yards	5-43	6-44
3rd Down Conversions	6-14	6-14
4th Down Conversion	0-2	3-4
Sacks by-Yards	1-8	0-0

Individual Statistics

Offense

Rushing

PUR - Sheets 13-87, TD; Siller 2-6; Halliburton 1-5; Painter 1-5
ND - Allen 17-134, TD; Aldridge 8-34; Hughes 9-26; Clausen 5-8;
Team 1-(-1)

Passing

PUR - Painter 29-55-1/359 yards (2 TD)
ND - Clausen 20-35-0/275 yards (3 TD)

Receiving

PUR - Tardy 10-175, TD; Orton 9-90; Sheets 5-56; Smith 2-24;
Whittington 1-8; Valentin 1-3, TD; McKey 1-3
ND - Floyd 6-100; Tate 5-64, TD; Grimes 4-65, TD; Rudolph 3-32,
TD; Allen 1-9; Kamara 1-5

Defense

Tackle leaders (misc.)

PUR - Heygood 5-6-11, TFL; Holland 2-9-11; Williams 2-6-8
ND - Bruton 4-2-6, PBU; Kuntz 3-3-6; Crum 1-5-6

Interceptions

PUR - None; ND - Blanton 1-47, TD

Sacks (No.-Yards)

PUR - Neal 1.0-8
ND - None

Tiller's Take

"I didn't think they (Notre Dame) did anything different. They executed extremely well. We couldn't get off the field defensively, and offensively it looked to me like we were going to get caught in a ping pong game and have to match their scores every single time."

THE LAST TIME PURDUE...

RUSHING

Had 300 or more yards	vs. Illinois, Oct. 4, 2003 (324)
Had 400 or more yards	at Northwestern, Oct. 26, 2002 (407)
Had 50 or more attempts	at Indiana, Nov. 19, 2005 (51)
Had four or more TDs	at Illinois, Nov. 11, 2006 (4)
Had two players with 100 yards in a game	vs. Indiana, Nov. 23, 2002 (Brandon Jones, 131 and Joey Harris, 102)

PASSING

Had 400 or more yards	vs. Central Michigan, Dec. 26, 2007 (546)
Had 500 or more yards	vs. Central Michigan, Dec. 26, 2007 (546)
Had 45 or more attempts	at Notre Dame, Sept. 27, 2008 (55)
Had 30 or more completions	vs. Central Michigan, Dec. 26, 2007 (35)
Had four or more TDs	vs. Eastern Illinois, Sept. 8, 2007 (6)
Threw three interceptions	vs. Indiana, Nov. 18, 2006 (4)
Threw four or more interceptions	vs. Indiana, Nov. 18, 2006 (4)

RECEIVING

Had two players with 100 yards in a game	vs. Iowa, Oct. 8, 2005 (Dorien Bryant, 141 and Kyle Ingraham, 117)
Had three or more players with 100 yards in a game	vs. Central Michigan, Dec. 26, 2007 (Dustin Keller, 150; Greg Orton, 136 and Jake Standeford, 112)

COMBINATION OFFENSE

Had a 200-yard passer and 100-yard rusher in a game	vs. Oregon, Sept. 13, 2008 (Curtis Painter, 207 passing and Kory Sheets, 180 rushing)
Had a 100-yard receiver and a 100-yard rusher in a game	at Minnesota, Sept. 22, 2007 (Dorien Bryant, 150 receiving and Kory Sheets, 111 rushing)

TOTAL OFFENSE

Had 500 or more yards of total offense	vs. Central Michigan, Dec. 26, 2007 (587)
Had 600 or more yards of total offense	vs. Indiana, Nov. 20, 2004 (763)
Had 75 or more total plays of offense	vs. Central Michigan, Dec. 26, 2007 (81)
Had 85 or more total plays of offense	vs. Iowa, Oct. 20, 2007 (91)

SCORING

Scored 40 or more points	vs. Northern Colorado, Sept. 6, 2008 (42)
Scored 50 or more points	vs. Central Michigan, Dec. 26, 2007 (51)
Scored 60 or more points	vs. Indiana State, Sept. 2, 2006 (60)
Allowed 30 or more points	at Notre Dame, Sept. 27, 2008 (38)
Allowed 40 or more points	vs. Central Michigan, Dec. 26, 2007 (48)
Allowed 50 or more points	at Michigan State, Aug. 31, 1996 (52)
Was held scoreless	vs. Penn State, Oct. 28, 2006 (12-0)
Held opponent scoreless	vs. Syracuse, Sept. 5, 2004 (51-0)

GIVEAWAYS / TAKEAWAYS

Did not commit a turnover	vs. Eastern Illinois, Sept. 8, 2007
Committed five or more turnovers	vs. Central Michigan, Sept. 15, 2007 (5)
Recorded five or more takeaways	at Illinois, Nov. 11, 2006 (5)
Intercepted four or more passes	vs. Notre Dame, Sept. 27, 2003 (4)
Returned an interception for a TD	vs. Central Michigan, Sept. 20, 2008 (Frank Duong 58 yards)
Returned a fumble for a TD	at Illinois, Nov. 11, 2006 (Alex Magee, 0 yards)

DEFENSE

Held opponent to 50 or fewer rushing yards	vs. Notre Dame, Sept. 29, 2007 (49)
Held opponent to 100 or fewer passing yards	at Northwestern, Oct. 14, 2006 (83)
Held opponent to 200 or fewer yards of total offense	vs. Ball State, Sept. 11, 2004 (197)
Scored a safety	vs. Indiana State, Sept. 2, 2006
Recorded five or more sacks	vs. Central Michigan, Dec. 26, 2007 (6)

SPECIAL TEAMS

Returned a punt for a touchdown	vs. Penn State, Oct. 11, 2003 (Anthony Chambers, 76 yards)
Returned a blocked punt for a touchdown	vs. Northern Colorado, Sept. 6, 2008 (Mike Conway, 11 yards)
Returned a kickoff for a touchdown	at Penn State, Nov. 3, 2007 (Dorien Bryant, 98 yards)
Blocked a punt	vs. Northern Colorado, Sept. 6, 2008 (Frank Halliburton x 2)
Blocked a field goal	vs. Michigan State, Nov. 10, 2007 (Alex Magee)
Blocked a PAT kick	vs. Wisconsin, Oct. 14, 2004
Had a field goal blocked	at Minnesota, Sept. 22, 2007 (Chris Summers)
Missed a kicking PAT	vs. Indiana State, Sept. 2, 2006 (Chris Summers)
Scored a 2-point conversion	vs. Central Michigan, Sept. 20, 2008 (Painter to Orton)
Did not punt	vs. Ball State, Sept. 11, 2004

MISCELLANEOUS

Had 30 or more first downs	vs. Central Michigan, Sept. 15, 2007 (30)
Had 35 minutes or more of possession time	vs. Oregon, Sept. 13, 2008 (35:09)
Was involved in an overtime game	vs. Oregon, Sept. 13, 2008 (L, 32-26) [3-6 all time in overtime games]

THE LAST TIME A BOILERMAKER...

RUSHING

Rushed for 100 yards or more
Rushed for 150 yards or more
Rushed for 200 yards or more
Rushed for 250 yards or more
Quarterback rushed for 100 or more yards
Rushed 20 or more times
Rushed 30 or more times
Rushed for three TDs
Rushed for four or more TDs
Had a run of 50 yards or more
Had a run of 60 yards or more
Had a run of 70 yards or more
Had a run of 80 yards or more

Kory Sheets vs. Oregon, Sept. 13, 2008 (180)
Kory Sheets vs. Oregon, Sept. 13, 2008 (180)
Montrell Lowe vs. Indiana, Nov. 18, 2000 (208)
Mike Alstott at Indiana, Nov. 24, 1995 (265)
Brandon Kirsch at Michigan State, Nov. 16 2002 (125)
Kory Sheets vs. Oregon, Sept. 13, 2008 (29)
Jerod Void at Indiana, Nov. 22, 2003 (31)
Kory Sheets vs. Miami [Ohio], Sept. 9, 2006 (4)
Kory Sheets vs. Miami [Ohio], Sept. 9, 2006 (4)
Kory Sheets vs. Oregon, Sept. 13, 2008 (80)
Kory Sheets vs. Oregon, Sept. 13, 2008 (80)
Kory Sheets vs. Oregon, Sept. 13, 2008 (80)
Kory Sheets vs. Oregon, Sept. 13, 2008 (80)

PASSING

Passed for 300 or more yards
Passed for 400 or more yards
Passed for 500 or more yards
Attempted 40 or more passes
Attempted 50 or more passes
Completed 20 or more passes
Completed 30 or more passes
Threw four TDs
Threw five or more TDs
Completed a pass of 50 yards or more
Completed a pass of 60 yards or more
Completed a pass of 70 yards or more
Completed a pass of 80 yards or more
Threw three or more interceptions

Curtis Painter at Notre Dame, Sept. 27, 2008 (359)
Curtis Painter vs. Central Michigan, Dec. 26, 2007 (546)
Curtis Painter vs. Central Michigan, Dec. 26, 2007 (546)
Curtis Painter at Notre Dame, Sept. 27, 2008 (55)
Curtis Painter at Notre Dame, Sept. 27, 2008 (55)
Curtis Painter at Notre Dame, Sept. 27, 2008 (29)
Curtis Painter vs. Central Michigan, Dec. 26, 2007 (35)
Curtis Painter vs. Eastern Illinois, Sept. 8, 2007 (6)
Curtis Painter vs. Eastern Illinois, Sept. 8, 2007 (6)
Curtis Painter at Notre Dame, Sept. 27, 2008 (54)
Curtis Painter vs. Northern Colorado, Sept. 6, 2008 (60)
Curtis Painter at Toledo, Sept. 1, 2007 (80)
Curtis Painter at Toledo, Sept. 1, 2007 (80)
Curtis Painter vs. Indiana, Nov. 18, 2006 (4)

RECEIVING

Caught seven or more passes
Caught 10 or more passes
Caught 15 or more passes
Had 100 or more yards receiving
Had 150 or more yards receiving
Had 200 or more yards receiving
Caught two TDs
Caught three or more TDs
Caught a pass of 50 yards or more
Caught a pass of 60 yards or more
Caught a pass of 70 yards or more
Caught a pass of 80 yards or more

Desmond Tardy and Greg Orton at Notre Dame, Sept. 27, 2008 (10, 9)
Desmond Tardy at Notre Dame, Sept. 27, 2008 (10)
Dorien Bryant vs. Northwestern, Oct. 15, 2005 (16)
Desmond Tardy at Notre Dame, Sept. 27, 2008 (175)
Desmond Tardy at Notre Dame, Sept. 27, 2008 (175)
Selwyn Lymon at Notre Dame, Sept. 30, 2006 (238)
Dorien Bryant vs. Iowa, Oct. 20, 2007 (2)
Taylor Stubblefield vs. Indiana, Nov. 20, 2004 (3)
Desmond Tardy at Notre Dame, Sept. 27, 2008 (54)
Desmond Tardy vs. Northern Colorado, Sept. 6, 2008 (60)
Dustin Keller at Toledo, Sept. 1, 2007 (80)
Dustin Keller at Toledo, Sept. 1, 2007 (80)

TOTAL OFFENSE

Had 400 or more yards total offense
Had 500 or more yards total offense
Had 100 yards both passing and rushing

Curtis Painter vs. Central Michigan, Dec. 26, 2007 (540)
Curtis Painter vs. Central Michigan, Dec. 26, 2007 (540)
Brandon Kirsch at Michigan State, November 16, 2002
(208 passing, 125 rushing)

ALL-PURPOSE

Had 150 or more all-purpose yards
Had 200 or more all-purpose yards
Had 250 or more all-purpose yards

Kory Sheets and Desmond Tardy at Notre Dame, Sept. 27, 2008 (240, 184)
Kory Sheets at Notre Dame, Sept. 27, 2008 (240)
Dorien Bryant vs. Northwestern, Oct. 15, 2005 (271)

SCORING

Accounted for five or more touchdowns
Accounted for six or more touchdowns

Curtis Painter vs. Eastern Illinois, Sept. 8, 2007 (6 passing)
Curtis Painter vs. Eastern Illinois, Sept. 8, 2007 (6 passing)

DEFENSE

Intercepted two or more passes
Intercepted three or more passes
Intercepted four or more passes
Recovered two or more fumbles
Recorded 10 or more tackles
Recorded 15 or more tackles
Had two or more sacks

Terrell Vinson vs. Northwestern, Oct. 27, 2007 (2)
Mike Rose vs. Northwestern, Sept. 27, 1997 (3)
Paul Beery at Wisconsin, Oct. 9, 1976 (4)
George Hall vs. Indiana, Nov. 18, 2006 (2)
Anthony Heygood and Joe Holland at Notre Dame, Sept. 27, 2008 (11)
Anthony Spencer at Notre Dame, Sept. 30, 2006 (15)
Keyon Brown vs. Central Michigan, Dec. 26, 2007 (2.5)

SPECIAL TEAMS

Scored 10 or more points kicking
Kicked four field goals
Kicked five or more field goals
Kicked a field goal of 50 or more yards
Had a punt 60 or more yards
Had a punt 70 or more yards
Punted 10 or more times
Totaled 100 or more punt return yards
Totaled 100 or more kickoff return yards

Chris Summers vs. Oregon, Sept. 13, 2008 (14)
Chris Summers vs. Oregon, Sept. 13, 2008 (4)
Rick Anderson vs. Michigan State, Oct. 25, 1980 (5)
Chris Summers at Penn State, Nov. 3, 2007 (50)
Jared Armstrong at Notre Dame, Sept. 30, 2006 (69)
Travis Dorsch vs. Iowa, Oct. 6, 2001 (79)
Jared Armstrong vs. Ohio State, Oct. 6, 2007 (12)
Anthony Chambers vs. Penn State, Oct. 11, 2003 (149)
Dorien Bryant vs. Michigan State, Nov. 10, 2007 (153)

THE LAST TIME AN OPPONENT...

RUSHING

Had 300 or more yards	Oregon, Sept. 13, 2008 (306)
Had 50 or more attempts	Michigan State, Nov. 10, 2007 (54)
Had four or more TDs	Michigan, Oct. 13, 2007 (4)
Had two or more players with 100 yards	Illinois, Nov. 11, 2006 (Williams 22-145 and Thomas 10-105)

PASSING

Had 300 or more yards	Notre Dame, Sept. 29, 2007 (377)
Had 400 or more yards	Hawaii, Nov. 25, 2006 (434)
Had 50 or more attempts	Notre Dame, Sept. 29, 2007 (52)
Had 60 or more attempts	Notre Dame, Sept. 27, 2003 (62)
Had 30 or more completions	Notre Dame, Sept. 29, 2007 (34)
Threw three or more TDs	Notre Dame, Sept. 27, 2008 (3)

RECEIVING

Had two or more players with 100 yards in a game	Hawaii, Nov. 25, 2006 (D. Bess, 117, and J. Rivers, 103)
--	---

TOTAL OFFENSE

Had 500 or more yards total offense	Hawaii, Nov. 25, 2006 (653)
Had 600 or more yards total offense	Hawaii, Nov. 25, 2006 (653)
Had 80 or more plays	Central Michigan, Sept. 20, 2008 (82)

SCORING

Scored 40 or more points	Central Michigan, Dec. 26, 2007 (48)
Scored 50 or more points	Michigan State, Aug. 31, 1996 (52)

TAKEAWAYS

Returned an interception for a TD	Notre Dame, Sept. 27, 2008 (Robert Blanton, 47 yards)
Returned a fumble for a TD	Michigan State, Nov. 10, 2007 (Travis Key, 20 yards)

DEFENSE

Scored a safety	Iowa, Oct. 8, 2005
Held Purdue to 50 or fewer rushing yards	Central Michigan, Dec. 26, 2007 (41)
Held Purdue to 200 or fewer passing yards	Northwestern, Oct. 27, 2007 (182)
Held Purdue to 300 or fewer yards total offense	Michigan, Oct. 13, 2007 (292)

SPECIAL TEAMS

Returned a punt for a TD	Oregon, Sept. 13, 2008 (Jairus Byrd, 87 yards)
Returned a blocked punt for a TD	Indiana State, Sept. 2, 2006 (Donye McCleskey, returned 14 yards)
Returned a kickoff for a TD	Illinois, Oct. 12, 2002 (Eugene Wilson and Travis Williams, 100 yards)
Punted 10 or more times	Northwestern, Oct. 30, 2004 (11)
Missed a kicking PAT	Penn State, Nov. 3, 2007 (1)
Scored a 2-point conversion	Central Michigan, Sept. 20, 2008

MISCELLANEOUS

Had 20 or more first downs	Notre Dame, Sept. 27, 2008 (23)
Had 30 or more first downs	Hawaii, Nov. 25, 2006 (33)
Had 35 minutes or more of possession time	Notre Dame, Sept. 27, 2008 (35:26)

COMBINED OFFENSE

Had 100-yard receiver and 100-yard rusher	Notre Dame, Sept. 27, 2008 (Armando Allen 134 rush and Michael Floyd 100 rec.)
---	--

INDIVIDUALS

Had a 100-yard rusher	Armando Allen (134) Notre Dame, Sept. 27, 2008
Had a 300-yard passer	Colt Brennan (434) Hawaii, Nov. 25, 2006
Had a 100-yard receiver	Michael Floyd (100) Notre Dame, Sept. 27, 2008
Had 15 or more tackles	Tim McGarigle (21) Northwestern, Oct. 30, 2004

2008 TEAM STATISTICS

TEAM STATISTICS	PUR	OPP
TEAM STATISTICS	PUR	OPP
SCORING	121	105
Points Per Game	30.2	26.2
FIRST DOWNS	81	97
Rushing	24	47
Passing	49	42
Penalty	8	8
RUSHING YARDAGE	503	778
Yards gained rushing	571	875
Yards lost rushing	68	97
Rushing Attempts	117	158
Average Per Rush	4.3	4.9
Average Per Game	125.8	194.5
TDs Rushing	8	4
PASSING YARDAGE	1113	979
Att-Comp-Int	169-97-4	168-92-4
Average Per Pass	6.6	5.8
Average Per Catch	11.5	10.6
Average Per Game	278.2	244.8
TDs Passing	5	6
TOTAL OFFENSE	1616	1757
Total Plays	326	326
Average Per Play	5.7	5.4
Average Per Game	404.0	439.2
KICK RETURNS: #-YARDS	16-383	18-375
PUNT RETURNS: #-YARDS	4-39	6-130
INT RETURNS: #-YARDS	4-134	4-76
KICK RETURN AVERAGE	23.9	20.8
PUNT RETURN AVERAGE	9.8	21.7
INT RETURN AVERAGE	33.5	19.0
FUMBLES-LOST	4-3	5-2
PENALTIES-YARDS	22-185	27-232
Average Per Game	46.2	58.0
PUNTS-YARDS	20-808	18-592
Average Per Punt	40.4	32.9
Net punt average	29.9	29.6
TIME OF POSSESSION/GAME	27:43	32:17
3RD-DOWN CONVERSIONS	27/62	21/63
3rd-Down Pct	44%	33%
4TH-DOWN CONVERSIONS	2/6	5/10
4th-Down Pct	33%	50%
SACKS BY-YARDS	7-41	6-24
MISC YARDS	0	0
TOUCHDOWNS SCORED	15	12
FIELD GOALS-ATTEMPTS	5-9	7-11
ON-SIDE KICKS	1-1	0-0
RED-ZONE SCORES	10-13 77%	14-20 70%
RED-ZONE TOUCHDOWNS	7-13 54%	9-20 45%
PAT-ATTEMPTS	14-14 100%	10-10 100%
ATTENDANCE	163243	80795
Games/Avg Per Game	3/54414	1/80795
Neutral Site Games		0/0

SCORE BY QUARTERS

	1st	2nd	3rd	4th	OT	Total
Purdue	30	28	21	39	3	121
Opponents	10	20	35	31	9	105
Differential	+20	+8	-14	+8	-6	+16

2008 INDIVIDUAL STATISTICS

RUSHING	GP	Att	Gain	Loss	Net	Avg	TD	Lng	Avg/G
Sheets,Kory	4	75	447	8	439	5.9	7	80	109.8
Siller,Justin	4	12	50	12	38	3.2	0	20	9.5
Halliburton,F.	4	7	19	2	17	2.4	0	12	4.2
Dierking,Dan	4	3	10	0	10	3.3	0	5	2.5
Elliott,Joey	1	1	2	0	2	2.0	1	2	2.0
Painter,Curtis	4	17	43	43	0	0.0	0	19	0.0
Tardy,Desmond	4	1	0	1	-1	-1.0	0	0	-0.2
Team	3	1	0	2	-2	-2.0	0	0	-0.7
Total.....	4	117	571	68	503	4.3	8	80	125.8
Opponents.....	4	158	875	97	778	4.9	4	72	194.5

PASSING	G	Effic	Comp-Att-Int	Pct	Yds	TD	Lng	Avg/G
Painter,Curtis	4	117.75	97-169-4	57.4	1113	5	60	278.2
Total.....	4	117.75	97-169-4	57.4	1113	5	60	278.2
Opponents.....	4	110.74	92-168-4	54.8	979	6	40	244.8

RECEIVING	G	No.	Yds	Avg	TD	Long	Avg/G
Orton,Greg	4	25	287	11.5	1	43	71.8
Tardy,Desmond	4	23	366	15.9	2	60	91.5
Smith,Keith	4	17	182	10.7	1	31	45.5
Sheets,Kory	4	16	114	7.1	0	25	28.5
Whittington,B.	4	8	71	8.9	0	14	17.8
Valentin,Aaron	4	2	60	30.0	1	57	15.0
Wasikowski,J.	4	2	14	7.0	0	8	3.5
Halliburton,F.	4	2	8	4.0	0	7	2.0
Whitest,Joe	4	1	8	8.0	0	8	2.0
McKey,Colton	4	1	3	3.0	0	3	0.8
Total.....	4	97	1113	11.5	5	60	278.2
Opponents.....	4	92	979	10.6	6	40	244.8

PUNT RETURNS	No.	Yds	Avg	TD	Long
Tardy,Desmond	2	11	5.5	0	9
Halliburton,F.	1	13	13.0	0	0
Team	1	4	4.0	0	0
Conway,Mike	0	11	0.0	1	11
Total.....	4	39	9.8	1	11
Opponents.....	6	130	21.7	1	87

KICK RETURNS	No.	Yds	Avg	TD	Long
Sheets,Kory	11	219	19.9	0	45
Tardy,Desmond	4	161	40.2	0	68
Adams,Kyle	1	3	3.0	0	3
Total.....	16	383	23.9	0	68
Opponents.....	18	375	20.8	0	45

2008 INDIVIDUAL STATISTICS

INTERCEPTIONS	No.	Yds	Avg	TD	Long
Heygood,A.	1	2	2.0	0	2
McLean,Dwight	1	14	14.0	0	14
King,Brandon	1	60	60.0	0	60
Duong, Frank	1	58	58.0	1	58
Total.....	4	134	33.5	1	60
Opponents.....	4	76	19.0	1	47

FUMBLE RETURNS	No.	Yds	Avg	TD	Long
Total.....	0	0	0.0	0	0
Opponents.....	0	0	0.0	0	0

SCORING	TD	FGs	PATs							Points
			Kick	Rush	Rcv	Pass	DXP	Saf		
Sheets,Kory	7	0-0	0-0	0-0	0	0-0	0	0	0	42
Summers,Chris	0	5-8	14-14	0-0	0	0-0	0	0	0	29
Tardy,Desmond	2	0-0	0-0	0-0	0	0-0	0	0	0	12
Orton,Greg	1	0-0	0-0	0-0	1	0-0	0	0	0	8
Duong, Frank	1	0-0	0-0	0-0	0	0-0	0	0	0	6
Conway, Mike	1	0-0	0-0	0-0	0	0-0	0	0	0	6
Valentin, Aaron	1	0-0	0-0	0-0	0	0-0	0	0	0	6
Smith, Keith	1	0-0	0-0	0-0	0	0-0	0	0	0	6
Elliott, Joey	1	0-0	0-0	0-0	0	0-0	0	0	0	6
Painter, Curtis	0	0-0	0-0	0-0	0	1-1	0	0	0	0
Wiggs, Carson	0	0-1	0-0	0-0	0	0-0	0	0	0	0
Total.....	15	5-9	14-14	0-0	1	1-1	0	0	0	121
Opponents.....	12	7-11	10-10	0-0	1	1-1	0	0	0	105

TOTAL OFF.	G	Plays	Rush	Pass	Total	Avg/G
Painter, Curtis	4	186	0	1113	1113	278.2
Sheets, Kory	4	75	439	0	439	109.8
Siller, Justin	4	12	38	0	38	9.5
Halliburton, F.	4	7	17	0	17	4.2
Dierking, Dan	4	3	10	0	10	2.5
Elliott, Joey	1	1	2	0	2	2.0
Tardy, Desmond	4	1	-1	0	-1	-0.2
Team	3	1	-2	0	-2	-0.7
Total.....	4	286	503	1113	1616	404.0
Opponents.....	4	326	778	979	1757	439.2

FIELD GOALS	FGM-FGA	Pct	01-19	20-29	30-39	40-49	50-99	Lg	Blk
Summers, Chris	5-8	62.5	0-0	3-4	1-1	1-3	0-0	45	0
Wiggs, Carson	0-1	0.0	0-0	0-0	0-0	0-0	0-1	0	0

FG SEQUENCE	Purdue	OPPONENTS
Northern Colorado	-	35,(37)
Oregon	(29),(38),(27),44,(22),47	(23),(21),(38),(33)
Central Michigan	(45),60	38,(32),48
Notre Dame	28	31,(41)

Numbers in (parentheses) indicate field goal was made.

PUNTING	No.	Yds	Avg	Long	TB	FC	I20	Blkd
Summers, Chris	17	710	41.8	59	3	4	4	0
Wiggs, Carson	3	98	32.7	38	1	0	2	0
Total.....	20	808	40.4	59	4	4	6	0
Opponents.....	18	592	32.9	54	1	5	5	2

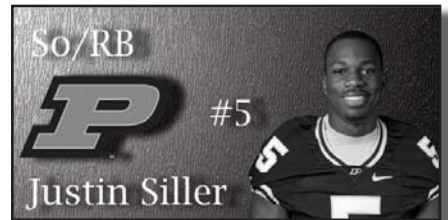
KICKOFFS	No.	Yds	Avg	TB	OB	Retn	Net	YdLn
Wiggs, Carson	22	1388	63.1	3	0			
Total.....	22	1388	63.1	3	0	375	43.3	26
Opponents.....	20	1286	64.3	4	0	383	41.2	28

2008 INDIVIDUAL STATISTICS

ALL PURPOSE	G	Rush	Rec	PR	KOR	IR	Tot	Avg/G
Sheets, Kory	4	439	114	0	219	0	772	193.0
Tardy, Desmond	4	-1	366	11	161	0	537	134.2
Orton, Greg	4	0	287	0	0	0	287	71.8
Smith, Keith	4	0	182	0	0	0	182	45.5
Whittington, B.	4	0	71	0	0	0	71	17.8
Valentin, Aaron	4	0	60	0	0	0	60	15.0
King, Brandon	4	0	0	0	0	60	60	15.0
Duong, Frank	4	0	0	0	0	58	58	14.5
Siller, Justin	4	38	0	0	0	0	38	9.5
Halliburton, F.	4	17	8	13	0	0	38	9.5
McLean, Dwight	4	0	0	0	0	14	14	3.5
Wasikowski, J.	4	0	14	0	0	0	14	3.5
Conway, Mike	4	0	0	11	0	0	11	2.8
Dierking, Dan	4	10	0	0	0	0	10	2.5
Whitest, Joe	4	0	8	0	0	0	8	2.0
Adams, Kyle	1	0	0	0	3	0	3	3.0
McKey, Colton	4	0	3	0	0	0	3	0.8
Team	3	-2	0	4	0	0	2	0.7
Elliott, Joey	1	2	0	0	0	0	2	2.0
Heygood, A.	4	0	0	0	0	2	2	0.5
Total.....	4	503	1113	39	383	134	2172	543.0
Opponents.....	4	778	979	130	375	76	2338	584.5

2008 DEFENSIVE STATISTICS

DEFENSIVE LEADERS	GP	-----Tackles-----			TFL/Yds	-Sacks-		---Pass Def---		QBH	--Fumbles--		Blkd Kick	Saf
		Solo	Ast	Total		No-Yards	Int-Yds	BrUp	Rcv-Yds		FF			
42 Heygood,Anthony	4	24	16	40	2.0-7	.	1-2	2	.	.	1	.	.	
30 Holland,Joe	4	13	16	29	.	.	.	1	
2 Williams,Torri	4	17	9	26	.	.	.	3	.	.	1	.	.	
3 Duong,Frank	4	17	4	21	1.0-2	.	.	1-58	
22 Mclean,Dwight	4	7	9	16	0.5-2	.	.	1-14	2	.	1-0	.	.	
7 King,Brandon	4	8	8	16	0.5-2	.	.	1-60	3	1	.	.	.	
94 Kerrigan,Ryan	4	10	5	15	.	.	.	1	1	.	1	.	.	
31 McKinley,Josh	3	8	5	13	1.0-3	
9 Pender,David	4	9	3	12	.	.	.	6	
92 Neal,Mike	4	7	5	12	4.0-21	2.0-15	
95 Brown,Keyon	4	8	4	12	1.5-11	1.5-11	
90 Baker,Ryan	4	7	3	10	3.0-7	0.5-1	1-0	.	.	
97 Gooden,Gerald	4	8	1	9	3.0-6	
71 Magee,Alex	4	5	3	8	3.5-16	2.0-6	1	.	.	
45 Gynn,Jermaine	4	3	5	8	1.0-8	1.0-8	
49 Golding,N.	2	2	4	6	
57 Haston,Tyler	2	4	1	5	
27 Green,Kevin	3	4	1	5	
10 Adams,Royce	4	2	2	4	
43 Wolf,Adam	4	4	.	4	
25 Dierking,Dan	4	3	1	4	
TM Team	3	3	.	3	
99 Mondek,Nick	4	.	3	3	
47 Carlino,Chris	4	2	1	3	
4 Martin,Fabian	4	2	1	3	
83 Whitest,Joe	4	2	.	2	
88 Lindsay,Jeff	4	2	.	2	
41 Conway,Mike	4	2	.	2	
37 Wiggs,Carson	4	1	.	1	
81 Greaves,DeVarro	1	1	.	1	
6 Tardy,Desmond	4	1	.	1	
89 McKey,Colton	4	1	.	1	
80 Wasikowski,J.	4	1	.	1	
98 Chapman,Corey	1	1	.	1	
72 Pierce,Justin	4	1	.	1	
69 Cooke,Kris	2	1	.	1	
44 Halliburton,F.	4	1	.	1	2	.	
19 Whittington,B.	4	1	.	1	
61 Jones,Zach	4	1	.	1	
12 Painter,Curtis	4	1	.	1	
Total.....	4	195	110	305	21-85	7-41	4-134	18	2	2-0	4	2	.	
Opponents.....	4	175	66	241	14.0-48	6-24	4-76	16	2	3-0	1	.	.	



2008 Game-by-Game Rushing Stats

Opponent	Att	Yds	Avg	TD	Long
Northern Colorado	2	9	4.5	0	5
Oregon	0	0	0.0	0	0
Central Michigan	1	1	1.0	0	1
Notre Dame	0	0	0.0	0	0
Penn State					
Ohio State					
Northwestern					
Minnesota					
Michigan					
Michigan State					
Iowa					
Indiana					
Totals	3	10	3.3	0	5

2008 Game-by-Game Receiving Stats

Opponent	Rec	Yds	Avg	TD	Long
Northern Colorado	0	0	0.0	0	0
Oregon	0	0	0.0	0	0
Central Michigan	0	0	0.0	0	0
Notre Dame	0	0	0.0	0	0
Penn State					
Ohio State					
Northwestern					
Minnesota					
Michigan					
Michigan State					
Iowa					
Indiana					
Totals	0	0	0.0	0	0

2008 Notes - Recovered a short kickoff against No. 16 Oregon ...

2008 Game-by-Game Rushing Stats

Opponent	Att	Yds	Avg	TD	Long
Northern Colorado	16	81	5.1	2	18
Oregon	29	180	6.2	2	80
Central Michigan	17	91	5.4	2	46
Notre Dame	13	87	6.7	1	33
Penn State					
Ohio State					
Northwestern					
Minnesota					
Michigan					
Michigan State					
Iowa					
Indiana					
Totals	75	439	5.9	7	80

2008 Game-by-Game Receiving Stats

Opponent	Rec	Yds	Avg	TD	Long
Northern Colorado	2	18	9.0	0	11
Oregon	4	17	4.3	0	6
Central Michigan	5	23	4.6	0	7
Notre Dame	5	56	11.2	0	25
Penn State					
Ohio State					
Northwestern					
Minnesota					
Michigan					
Michigan State					
Iowa					
Indiana					
Totals	16	114	7.1	0	25

2008 Notes - Has scored at least one TD in seven straight games dating back to last season ... Purdue's all-time leading TD scorer (total TDs) with 44 over three-plus seasons ... Tied with Mike Alstott's on the career rushing TD charts (39) ... Rushed a career-high 29 times for a career-best 180 yards and two TDs against No.16 Oregon ... Scored the game-winning TD against Central Michigan on a 46-yarder with one minute remaining in the fourth quarter.

Sheets' Career Rushing Totals

Year	Att	Yds	Avg	TD	Long
2005	104	571	5.5	10	88
2006	158	780	4.9	11	30
2007	168	859	5.1	11	59
2008	75	439	5.9	7	80
Totals	505	2,649	5.2	39	88

Sheets' Career Receiving Totals

Year	Rec	Yds	Avg/C	TD	Long
2005	13	132	10.2	0	23
2006	28	213	7.6	2	37
2007	30	216	7.2	2	41
2008	16	114	7.1	0	25
Totals	87	675	7.8	4	41

Sheets' Single-Game Career Highs

Rushes	29	vs. Oregon, 2008
Rushing Yards	180	vs. Oregon, 2008
Long Rush	88	at Minnesota, 2005
Rushing TDs	4	vs. Miami (Ohio), 2006
Receptions	7	at Minnesota, 2007
Yards Receiving	65	vs. Ball State, 2006
Long Reception	37	Two times
TD Receptions	2	vs. Ball State, 2006
Kickoff Return Yards	96	vs. Miami (Ohio), 2006
Long Kickoff Return	45	vs. Northern Colorado, 2008
All-Purpose Yards	246	vs. Oregon, 2008

2008 Game-by-Game Rushing Stats

Opponent	Att	Yds	Avg	TD	Long
Northern Colorado	4	12	3.0	0	5
Oregon	5	17	3.4	0	20
Central Michigan	1	3	3.0	0	3
Notre Dame	2	6	3.0	0	6
Penn State					
Ohio State					
Northwestern					
Minnesota					
Michigan					
Michigan State					
Iowa					
Indiana					
Totals	12	38	3.2	0	20

2008 Game-by-Game Receiving Stats

Opponent	Rec	Yds	Avg	TD	Long
Northern Colorado	0	0	0.0	0	0
Oregon	0	0	0.0	0	0
Central Michigan	0	0	0.0	0	0
Notre Dame	0	0	0.0	0	0
Penn State					
Ohio State					
Northwestern					
Minnesota					
Michigan					
Michigan State					
Iowa					
Indiana					
Totals	0	0	0.0	0	0

2008 Notes - Had a career-long 20-yard rush against No. 16 Oregon ...

Siller's Career Rushing Totals

Year	Att	Yds	Avg	TD	Long
2008	12	38	3.2	0	20
Totals	12	38	3.2	0	20

Siller's Career Receiving Totals

Year	Rec	Yds	Avg/C	TD	Long
2008	0	0	0.0	0	0
Totals	0	0	0.0	0	0

Siller's Single-Game Career Highs

Rushes	5	vs. Oregon, 2008
Rushing Yard	17	vs. Oregon, 2008
Long Rush	20	vs. Oregon, 2008
Rushing TDs	-	-
Receptions	-	-
Yards Receiving	-	-
Long Reception	-	-

Dierking's Single-Game Career Highs

Rushes	8	vs. Eastern Illinois, 2007
Rushing Yard	54	vs. Eastern Illinois, 2007
Long Rush	30	at Toledo, 2007
Rushing TDs	1	Twice
Receptions	4	vs. Ohio State, 2007
Yards Receiving	44	vs. Ohio State, 2007
Long Reception	13	vs. Ohio State, 2007



2008 Game-by-Game Stats

Opponent	A-C-I	Yds	TD	Long
Northern Colorado	28-15-0	286	2	60
Oregon	50-26-2	207	0	21
Central Michigan	36-26-1	261	1	57
Notre Dame	55-29-1	359	2	54
Penn State				
Ohio State				
Northwestern				
Minnesota				
Michigan				
Michigan State				
Iowa				
Indiana				
Totals	169-97-4	1,113	5	60

2008 Notes - Passed Mark Herrmann for third all-time at Purdue in career completions against Northern Colorado ... Passed Herrmann and Kyle Orton on the Purdue career attempts list (No. 2 and 3) and Orton on the career completions list (No. 2) vs. Oregon ... Passed Orton on the career passing yardage list at Purdue against Central Michigan (No. 3) ...

Painter's Career Totals

Year	Att-Comp-Int	Pct	Yds	TD	Long
2005	170-89-5	.524	932	3	39
2006	530-315-19	.594	3,985	22	88
2007	569-356-11	.626	3,846	29	80
2008	169-97-4	.574	1,113	5	60
Totals	1438-857-39	.596	9,876	59	88

Painter's Single-Game Career Highs

Attempts	60	vs. Ohio State, 2007
Completions	38	vs. Eastern Illinois, 2007
Yards Passing	546	vs. Central Michigan (bowl), 2007
Long Pass	89	at Notre Dame, 2006
Touchdowns	6	vs. Eastern Illinois, 2007
Completion Pct.	.776 (38-49)	vs. Eastern Illinois, 2007
Rushes	16	vs. Illinois, 2005
Yards Rushing	60	Twice
Long Rush	42	at Illinois, 2006
TD Rushing	2	Four times

2008 Game-by-Game Stats

Opponent	A-C-I	Yds	TD	Long
Northern Colorado	0-0-0	0	0	0
Oregon	DNP			
Central Michigan	DNP			
Notre Dame	DNP			
Penn State				
Ohio State				
Northwestern				
Minnesota				
Michigan				
Michigan State				
Iowa				
Indiana				
Totals	0-0-0	0	0	0

2008 Notes - Rushed for first career TD (2 yds) vs. Northern Colorado ...

Elliott's Career Totals

Year	Att-Comp-Int	Pct	Yds	TD	Long
2006	10-6-1	.600	72	1	24
2007	24-13-1	.542	147	1	26
2008	0-0-0	.000	0	0	0
Totals	34-19-2	.559	219	2	26

Elliott's Single-Game Career Highs

Attempts	19	at Michigan, 2007
Completions	12	at Michigan, 2007
Yards	140	at Michigan, 2007
Long Pass	26	at Michigan, 2007
Touchdowns	1	Twice
Completion Pct.	.800 (4-5)	vs. Indiana State, 2006
Rushes	2	at Iowa, 2006
Yards Rushing	7	at Iowa, 2006
Long Rush	6	at Iowa, 2006
TD Rushing	1	vs. Northern Colorado, 2008

2008 Game-by-Game Stats

Opponent	Rec	Yds	Avg	TD	Long
Northern Colorado	0	0	0.0	0	0
Oregon	0	0	0.0	0	0
Central Michigan	DNP				
Notre Dame	0	0	0.0	0	0
Penn State					
Ohio State					
Northwestern					
Minnesota					
Michigan					
Michigan State					
Iowa					
Indiana					
Totals	0	0	0.0	0	0

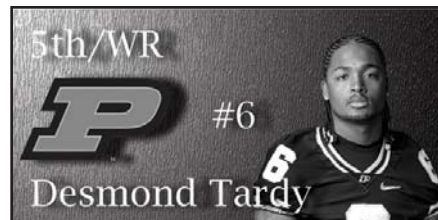
2008 Notes -

Curry's Career Totals

Year	Rec	Yds	Avg/C	TD	Long
2008	0	0	0	0	0
Totals	0	0	0	0	0

Curry's Single-Game Career Highs

Receptions	—	—
Yards Receiving	—	—
Long Reception	—	—
TD Receptions	—	—



2008 Game-by-Game Stats

Opponent	Rec	Yds	Avg	TD	Long
Northern Colorado	4	89	22.3	1	43
Oregon	9	82	9.1	0	21
Central Michigan	3	26	8.7	0	11
Notre Dame	9	90	10.0	0	18
Penn State					
Ohio State					
Northwestern					
Minnesota					
Michigan					
Michigan State					
Iowa					
Indiana					
Totals	25	287	11.5	1	43

2008 Notes - Caught a game-high nine passes against No. 16 Oregon ... Had a season-high 90 yards receiving on nine catches at Notre Dame ...

Orton's Career Totals

Year	Rec	Yds	Avg/C	TD	Long
2005	9	94	10.4	0	22
2006	58	790	13.6	5	43
2007	67	752	11.2	3	44
2008	25	287	11.5	1	43
Totals	159	1,923	12.1	9	44

Orton's Single-Game Career Highs

Receptions	13	at Northwestern, 2006
Yards Receiving	144	at Northwestern, 2006
Long Reception	44	at Indiana, 2007
TD Receptions	1	Nine times

2008 Game-by-Game Stats

Opponent	Rec	Yds	Avg	TD	Long
Northern Colorado	6	67	11.2	1	26
Oregon	4	32	8.0	0	19
Central Michigan	5	59	11.8	0	31
Notre Dame	2	24	12.0	0	13
Penn State					
Ohio State					
Northwestern					
Minnesota					
Michigan					
Michigan State					
Iowa					
Indiana					
Totals	17	182	10.7	1	31

2008 Notes - First career reception at Purdue was a 26-yard TD catch against Northern Colorado ... Caught a career-long 31-yard pass against Central Michigan ...

Smith's Career Totals

Year	Rec	Yds	Avg/C	TD	Long
2006	-	-	-	-	-
2007	-	-	-	-	-
2008	17	182	10.7	1	31
Totals	17	182	10.7	1	31

Smith's Single-Game Career Highs

Receptions	6	vs. Northern Colorado, 2008
Yards Receiving	67	vs. Northern Colorado, 2008
Long Reception	31	vs. Central Michigan, 2008
TD Receptions	1	vs. Northern Colorado, 2008

2008 Game-by-Game Stats

Opponent	Rec	Yds	Avg	TD	Long
Northern Colorado	3	112	37.3	0	60
Oregon	5	43	8.6	0	15
Central Michigan	5	36	7.2	1	23
Notre Dame	10	175	17.5	1	54
Penn State					
Ohio State					
Northwestern					
Minnesota					
Michigan					
Michigan State					
Iowa					
Indiana					
Totals	23	366	15.9	2	60

2008 Notes - Caught a career-long 60-yard pass against Northern Colorado ... Had a then-career-high five catches against No. 16 Oregon ... Caught his first TD pass of the season against Central Michigan ... Set up Kory Sheets' game-winning TD against CMU with a 39-yard kickoff return ... Had career-highs for receptions (10), receiving yards (175) and all-purpose yards (184) at Notre Dame ... Had longest career scoring catch-and-run at ND (54) ...

Tardy's Career Totals

Receiving					
Year	Rec	Yds	Avg/C	TD	Long
2006	7	88	12.6	1	24
2007	10	93	9.3	0	26
2008	23	366	15.9	2	60
Totals	40	547	12.4	3	60

Kickoff Returns

Year	No.	Yds	Avg.	TD	Long
2007	8	229	28.6	1	95
2008	4	161	40.2	0	68
Totals	12	390	32.5	1	95

Tardy's Single-Game Career Highs

Receptions	10	at Notre Dame, 2008
Yards Receiving	175	at Notre Dame, 2008
Long Reception	60	vs. Northern Colorado, 2008
TD Receptions	1	Three times
Punt Returns	1	Three times
Punt Return Yards	31	at Toledo, 2007
Long Punt Return	31	at Toledo, 2007
Kickoff Returns	3	vs. Central Michigan, 2008
Kickoff Return Yards	95	at Minnesota, 2007
Long Kickoff Return	95	at Minnesota, 2007
All-Purpose Yards	184	at Notre Dame, 2008



2008 Game-by-Game Stats

Opponent	Rec	Yds	Avg	TD	Long
Northern Colorado	0	0	0.0	0	0
Oregon	0	0	0.0	0	0
Central Michigan	1	57	57.0	0	57
Notre Dame	1	3	3.0	1	3
Penn State					
Ohio State					
Northwestern					
Minnesota					
Michigan					
Michigan State					
Iowa					
Indiana					
Totals	2	60	30.0	1	57

2008 Notes - Caught his first career pass as a Boilermaker - a 57-yarder - on a third and 10 situation against Central Michigan ... Caught his first career touchdown at Notre Dame (3 yards) ...

Valentin's Career Totals

Year	Rec	Yds	Avg	TD	Long
2008	2	60	30.0	1	57
Totals	2	60	30.0	1	57

Valentin's Single-Game Career Highs

Receptions	1	Twice
Yards Receiving	57	vs. Central Michigan, 2008
Long Reception	57	vs. Central Michigan, 2008
TD Receptions	1	at Notre Dame, 2008

2008 Game-by-Game Stats

Opponent	Rec	Yds	Avg	TD	Long
Northern Colorado	0	0	0.0	0	0
Oregon	0	0	0.0	0	0
Central Michigan	1	8	8.0	0	8
Notre Dame	0	0	0.0	0	0
Penn State					
Ohio State					
Northwestern					
Minnesota					
Michigan					
Michigan State					
Iowa					
Indiana					
Totals	1	8	8.0	0	8

2008 Notes - Caught his second career pass against Central Michigan ...

Whitest's Career Totals

Year	Rec	Yds	Avg	TD	Long
2006	1	20	20.0	0	20
2007	0	0	0.0	0	0
2008	1	8	8.0	0	8
Totals	2	28	14.0	0	20

Whitest's Single-Game Career Highs

Receptions	1	Twice
Yards Receiving	20	at Illinois, 2006
Long Reception	20	at Illinois, 2006
TD Receptions	—	—

2008 Game-by-Game Stats

Opponent	Rec	Yds	Avg	TD	Long
Northern Colorado	0	0	0.0	0	0
Oregon	2	19	9.5	0	11
Central Michigan	5	44	8.8	0	14
Notre Dame	1	8	8.0	0	8
Penn State					
Ohio State					
Northwestern					
Minnesota					
Michigan					
Michigan State					
Iowa					
Indiana					
Totals	8	71	8.9	0	14

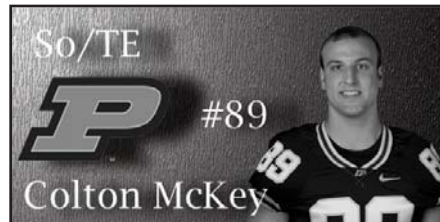
2008 Notes - Caught a career-high five passes against Central Michigan ...

Whittington's Career Totals

Year	Rec	Yds	Avg	TD	Long
2007	1	24	24.0	0	24
2008	8	71	8.0	0	14
Totals	9	95	10.6	0	24

Whittington's Single-Game Career Highs

Receptions	5	vs. Central Michigan, 2008
Yards Receiving	44	vs. Central Michigan, 2008
Long Reception	24	vs. Notre Dame, 2007
TD Receptions	—	—



2008 Game-by-Game Stats

Opponent	Rec	Yds	Avg	TD	Long
Northern Colorado	0	0	0.0	0	0
Oregon	DNP				
Central Michigan	DNP				
Notre Dame	DNP				
Penn State					
Ohio State					
Northwestern					
Minnesota					
Michigan					
Michigan State					
Iowa					
Indiana					
Totals	0	0	0.0	0	0

2008 Notes -

Adams' Career Totals

Year	Rec	Yds	Avg	TD	Long
2006	6	58	9.7	1	25
2007	8	109	13.6	2	28
2008	0	0	0.0	0	0
Totals	14	167	11.9	3	28

Adams' Single-Game Career Highs

Receptions	2	Four times
Yards Receiving	37	at Toledo, 2007
Long Reception	28	at Toledo, 2007
TD Receptions	1	Three times

2008 Game-by-Game Stats

Opponent	Rec	Yds	Avg	TD	Long
Northern Colorado	0	0	0.0	0	0
Oregon	0	0	0.0	0	0
Central Michigan	0	0	0.0	0	0
Notre Dame	1	3	3.0	0	0
Penn State					
Ohio State					
Northwestern					
Minnesota					
Michigan					
Michigan State					
Iowa					
Indiana					
Totals	1	3	3.0	0	3

2008 Notes - Made first career start against No. 16 Oregon ... Caught his first career pass at Notre Dame (3 yards) ...

McKey's Career Totals

Year	Rec	Yds	Avg	TD	Long
2008	1	3	3.0	0	3
Totals	1	3	3.0	0	3

McKey's Single-Game Career Highs

Receptions	1	at Notre Dame, 2008
Yards Receiving	3	at Notre Dame, 2008
Long Reception	3	at Notre Dame, 2008
TD Receptions	—	—

2008 Game-by-Game Stats

Opponent	Rec	Yds	Avg	TD	Long
Northern Colorado	0	0	0.0	0	0
Oregon	2	14	7.0	0	8
Central Michigan	0	0	0.0	0	0
Notre Dame	0	0	0.0	0	0
Penn State					
Ohio State					
Northwestern					
Minnesota					
Michigan					
Michigan State					
Iowa					
Indiana					
Totals	2	14	7.0	0	8

2008 Notes - Made first career start against Northern Colorado ... Tied a career-high with two catches against Oregon ...

Wasikowski's Career Totals

Year	Rec	Yds	Avg	TD	Long
2006	2	17	8.5	0	13
2007	2	8	4.0	1	7
2008	2	14	7.0	0	8
Totals	6	39	6.5	1	13

Wasikowski's Single-Game Career Highs

Receptions	2	Three times
Yards Receiving	17	vs. Indiana State, 2006
Long Reception	13	vs. Indiana State, 2006
TD Receptions	1	vs. Eastern Illinois, 2007



2008 Game-by-Game Stats

Opponent	U-A-T	TFL	Sacks	Misc
Northern Colorado	3-1-4	0.5	0.5	-
Oregon	0-1-1	0.0	0.0	-
Central Michigan	4-1-5	1.0	1.0	-
Notre Dame	1-1-2	0.0	0.0	-
Penn State				
Ohio State				
Northwestern				
Minnesota				
Michigan				
Michigan State				
Iowa				
Indiana				
Totals	8-4-12	1.5	1.5	-

2008 Notes - Tied a career-high with five total tackles against Central Michigan ...

Brown's Career Totals

Year	U-A-T	TFL/Yds	Sacks/Yds	Misc
2006	0-0-0	0/0	0/0	5 yd KOR
2007	11-10-21	4.0/23	3.5/18	FF
2008	8-4-12	1.5/11	1.5/11	-
Totals	19-14-33	5.5/34	5.0/29	FF, 5 yd KOR

Brown's Single-Game Career Highs

Total Tackles	5	Twice
Solo Tackles	4	vs. Central Michigan, 2008
TFL	2.5	vs. Central Michigan, 2007 (Bowl)
Sacks	2.5	vs. Central Michigan, 2007 (Bowl)
PBU	-	-
Interceptions	-	-

2008 Game-by-Game Stats

Opponent	U-A-T	TFL	Sacks	Misc
Northern Colorado	5-1-6	1.0	0.0	-
Oregon	1-0-1	0.0	0.0	-
Central Michigan	1-0-1	1.0	0.0	-
Notre Dame	0-0-0	0.0	0.0	-
Penn State				
Ohio State				
Northwestern				
Minnesota				
Michigan				
Michigan State				
Iowa				
Indiana				
Totals	7-1-8	2.0	0	-

2008 Notes - Made first career start against Northern Colorado ...

Gooden's Career Totals

Year	U-A-T	TFL/Yds	Sacks/Yds	Misc
2008	7-1-8	2.0/6	0/0	-
Totals	7-1-8	2.0/6	0/0	-

Gooden's Single-Game Career Highs

Total Tackles	6	vs. Northern Colorado, 2008
Solo Tackles	5	vs. Northern Colorado, 2008
TFL	1.0	Twice
Sacks	-	-
PBU	-	-
Interceptions	-	-

2008 Game-by-Game Stats

Opponent	U-A-T	TFL	Sacks	Misc
Northern Colorado	1-1-2	0.0	0.0	-
Oregon	4-1-5	0.0	0.0	FF
Central Michigan	3-1-4	0.0	0.0	PBU
Notre Dame	2-2-4	0.0	0.0	-
Penn State				
Ohio State				
Northwestern				
Minnesota				
Michigan				
Michigan State				
Iowa				
Indiana				
Totals	10-5-15	0.0	0.0	FF, PBU

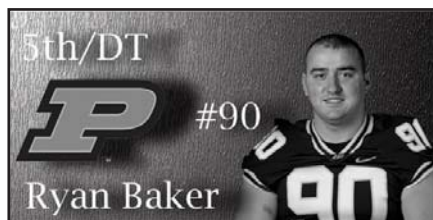
2008 Notes - Made first career start against No. 16 Oregon ... Had a career-best four solo stops against the Ducks ... Broke up his first career pass against Central Michigan ...

Kerrigan's Career Totals

Year	U-A-T	TFL/Yds	Sacks/Yds	Misc
2007	12-6-18	1.0/16	1.0/16	-
2008	10-5-15	0/0	0/0	FF, PBU
Totals	22-11-33	1.0/16	1.0/16	FF, PBU

Kerrigan's Single-Game Career Highs

Total Tackles	6	vs. Central Michigan, 2007 (Bowl)
Solo Tackles	4	vs. Oregon, 2008
TFL	1.0	at Toledo, 2007
Sacks	1.0	at Toledo, 2007
PBU	-	-
Interceptions	-	-



2008 Game-by-Game Stats

Opponent	U-A-T	TFL	Sacks	Misc
Northern Colorado	2-0-2	1.0	1.0	-
Oregon	2-0-2	1.0	0.0	FF
Central Michigan	1-1-2	1.5	1.0	-
Notre Dame	0-2-2	0.0	0.0	-
Penn State				
Ohio State				
Northwestern				
Minnesota				
Michigan				
Michigan State				
Iowa				
Indiana				
Totals	5-3-8	3.5	2.0	FF

2008 Notes -

Magee's Career Totals

Year	U-A-T	TFL/Yds	Sacks/Yds	Misc
2005	10-8-18	1.0/3	0.0/0	-
2006	20-13-33	2.5/18	2.5/18	INT, FF, FR
2007	24-14-38	4.5/8	0/0	FF, 2 FR
2008	5-3-8	3.5/16	2.0/6	FF
Totals	59-38-97	11.5/45	4.5/24	INT, 3 FF, 3 FR

Magee's Single-Game Career Highs

Total Tackles	7	at Michigan, 2007
Solo Tackles	5	at Michigan, 2007
TFL	3.0	at Indiana, 2007
Sacks	1.0	Four times
PBU	-	-
Interceptions	1	at Illinois, 2006

2008 Game-by-Game Stats

Opponent	U-A-T	TFL	Sacks	Misc
Northern Colorado	1-1-2	0.5	0.5	-
Oregon	2-0-2	2.0	0.0	FR
Central Michigan	3-0-3	0.0	0.0	-
Notre Dame	1-2-3	0.5	0.0	-
Penn State				
Ohio State				
Northwestern				
Minnesota				
Michigan				
Michigan State				
Iowa				
Indiana				
Totals	7-3-10	3.0	0.5	FR

2008 Notes -

Baker's Career Totals

Year	U-A-T	TFL/Yds	Sacks/Yds	Misc
2005	7-3-10	0.5/4	0.5/4	-
2006	15-10-25	8.5/35	6.0/29	PBU, INT, FR
2007	12-10-22	4.0/11	0.0/0	PBU
2008	7-3-10	3.0/7	0.5/1	FR
Totals	40-24-64	16.0/57	7.0/34	2 PBU, INT, 2 FR

Baker's Single-Game Career Highs

Total Tackles	5	vs. Penn State, 2006
Solo Tackles	3	Five times
TFL	2.0	Four times
Sacks	2.0	at Northwestern, 2006
PBU	1	Twice
Interceptions	1	vs. Wisconsin, 2006

2008 Game-by-Game Stats

Opponent	U-A-T	TFL	Sacks	Misc
Northern Colorado	0-1-1	0.0	0.0	-
Oregon	2-2-4	0.0	0.0	-
Central Michigan	1-0-1	1.0	1.0	-
Notre Dame	0-2-2	0.0	0.0	-
Penn State				
Ohio State				
Northwestern				
Minnesota				
Michigan				
Michigan State				
Iowa				
Indiana				
Totals	3-5-8	1.0	0.0	-

2008 Notes -

Guynn's Career Totals

Year	U-A-T	TFL/Yds	Sacks/Yds	Misc
2005	7-3-10	0.5/4	0.5/4	-
2006	15-10-25	8.5/35	6.0/29	PBU, INT, FR
2007	12-10-22	4.0/11	0/0	PBU
2008	3-5-8	1.0/8	1.0/8	-
Totals	37-28-65	14.0/58	7.5/41	2 PBU, INT, FR

Guynn's Single-Game Career Highs

Total Tackles	5	vs. Penn State, 2006
Solo Tackles	3	Four times
TFL	2.0	Three times
Sacks	2.0	at Northwestern, 2006
PBU	1	Twice
Interceptions	1	vs. Wisconsin, 2006



2008 Game-by-Game Stats

Opponent	U-A-T	TFL	Sacks	Misc
Northern Colorado	0-0-0	0.0	0.0	-
Oregon	0-1-1	0.0	0.0	-
Central Michigan	0-0-0	0.0	0.0	-
Notre Dame	0-2-2	0.0	0.0	-
Penn State				
Ohio State				
Northwestern				
Minnesota				
Michigan				
Michigan State				
Iowa				
Indiana				
Totals	0-3-3	0.0	0.0	-

2008 Notes - Had a career-high two tackles at Notre Dame ...

Mondek's Career Totals

Year	U-A-T	TFL/Yds	Sacks/Yds	Misc
2008	0-3-3	0/0	0/0	-
Totals	0-3-3	0/0	0/0	-

Mondek's Single-Game Career Highs

Total Tackles	2	at Notre Dame, 2008
Solo Tackles	-	-
TFL	-	-
Sacks	-	-
PBU	-	-
Interceptions	-	-

2008 Game-by-Game Stats

Opponent	U-A-T	TFL	Sacks	Misc
Northern Colorado	3-0-3	1.0	0.0	-
Oregon	1-0-1	0.0	0.0	-
Central Michigan	2-1-3	1.5	1.0	-
Notre Dame	1-4-5	1.5	1.0	-
Penn State				
Ohio State				
Northwestern				
Minnesota				
Michigan				
Michigan State				
Iowa				
Indiana				
Totals	7-5-12	4.0	2.0	-

2008 Notes - Recorded back-to-back games with a sack against Central Michigan and Notre Dame ...

Neal's Career Totals

Year	U-A-T	TFL/Yds	Sacks/Yds	Misc
2006	8-1-9	1.0/2	0/0	PBU
2007	10/12/22	3.5/14	2.0/12	PBU
2008	7-5-12	4.0/21	2.0/15	-
Totals	24-14-38	8.5/37	4.0/27	2 PBU

Neal's Single-Game Career Highs

Total Tackles	5	Twice
Solo Tackles	3	Twice
TFL	1.5	Three times
Sacks	1.0	Four times
PBU	1	Twice
Interceptions	-	-

2008 Game-by-Game Stats

Opponent	U-A-T	TFL	Sacks	Misc
Northern Colorado	2-1-3	0.0	0.0	-
Oregon	0-0-0	0.0	0.0	-
Central Michigan	0-0-0	0.0	0.0	-
Notre Dame	0-0-0	0.0	0.0	-
Penn State				
Ohio State				
Northwestern				
Minnesota				
Michigan				
Michigan State				
Iowa				
Indiana				
Totals	2-1-3	0.0	0.0	-

2008 Notes - Was one of three freshmen to play in season opener against Northern Colorado ...

Carlino's Career Totals

Year	U-A-T	TFL/Yds	Sacks/Yds	Misc
2008	2-1-3	0/0	0/0	-
Totals	2-1-3	0/0	0/0	-

Carlino's Single-Game Career Highs

Total Tackles	3	vs. Northern Colorado, 2008
Solo Tackles	2	vs. Northern Colorado, 2008
TFL	-	-
Sacks	-	-
PBU	-	-
Interceptions	-	-



2008 Game-by-Game Stats

Opponent	U-A-T	TFL	Sacks	Misc
Northern Colorado	1-0-1	0.0	0.0	-
Oregon	DNP			
Central Michigan	DNP			
Notre Dame	0-0-0	0.0	0.0	-
Penn State				
Ohio State				
Northwestern				
Minnesota				
Michigan				
Michigan State				
Iowa				
Indiana				
Totals	1-0-1	0.0	0.0	-

2008 Notes -

Greaves' Career Totals

Year	U-A-T	TFL/Yds	Sacks/Yds	Misc
2008	1-0-1	0.0/0	0.0/0	-
Totals	1-0-1	0.0/0	0.0/0	-

Greaves' Single-Game Career Highs

Total Tackles	1	vs. Northern Colorado, 2008
Solo Tackles	1	vs. Northern Colorado, 2008
TFL	-	-
Sacks	-	-
PBU	-	-
Interceptions	-	-

2008 Game-by-Game Stats

Opponent	U-A-T	TFL	Sacks	Misc
Northern Colorado	4-1-5	0.0	0.0	-
Oregon	0-0-0	0.0	0.0	-
Central Michigan	DNP			
Notre Dame	DNP			
Penn State				
Ohio State				
Northwestern				
Minnesota				
Michigan				
Michigan State				
Iowa				
Indiana				
Totals	4-1-5	0.0	0.0	-

2008 Notes -

Green's Career Totals

Year	U-A-T	TFL/Yds	Sacks/Yds	Misc
2007	4-3-7	0.0/0	0.0/0	-
2008	4-1-5	0.0/0	0.0/0	-
Totals	8-4-12	0.0/0	0.0/0	-

Green's Single-Game Career Highs

Total Tackles	5	vs. Northern Colorado, 2008
Solo Tackles	4	vs. Northern Colorado, 2008
TFL	-	-
Sacks	-	-
PBU	-	-
Interceptions	-	-

2008 Game-by-Game Stats

Opponent	U-A-T	TFL	Sacks	Misc
Northern Colorado	4-1-5	0.0	0.0	-
Oregon	DNP			
Central Michigan	DNP			
Notre Dame	0-0-0	0.0	0.0	-
Penn State				
Ohio State				
Northwestern				
Minnesota				
Michigan				
Michigan State				
Iowa				
Indiana				
Totals	4-1-5	0.0	0.0	-

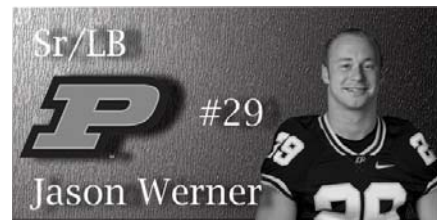

2008 Notes -

Haston's Career Totals

Year	U-A-T	TFL/Yds	Sacks/Yds	Misc
2007	5-3-8	0.0/0	0.0/0	-
2008	4-1-5	0.0/0	0.0/0	-
Totals	9-4-13	0.0/0	0.0/0	-

Haston's Single-Game Career Highs

Total Tackles	5	vs. Northern Colorado, 2008
Solo Tackles	4	vs. Northern Colorado, 2008
TFL	-	-
Sacks	-	-
PBU	-	-
Interceptions	-	-



2008 Game-by-Game Stats

Opponent	U-A-T	TFL	Sacks	Misc
Northern Colorado	4-2-6	0.5	0	-
Oregon	6-3-9	0.5	0	INT, PBU
Central Michigan	9-5-14	0.0	0	FF
Notre Dame	5-6-11	1.0	0	PBU
Penn State				
Ohio State				
Northwestern				
Minnesota				
Michigan				
Michigan State				
Iowa				
Indiana				
Totals	24-16-40	2.0	0	2 PBU, INT, FF

2008 Notes - Recorded his first career interception against No. 16 Oregon ... Had a career-high 14 total tackles and nine solo stops against Central Michigan ...

Heygood's Career Totals

Year	U-A-T	TFL/Yds	Sacks/Yds	Misc
2005	6-1-7	0.0/0	0.0/0	-
2006	5-1-6	0.0/0	0.0/0	FR
2007	48-33-81	15.0/44	1.0/11	3 PBU, 3 FF
2008	24-16-40	2.0/7	0.0/0	2 PBU, INT, FF
Totals	83-51-134	17/51	1/11	5 PBU, 4 FF, FR, INT

Heygood's Single-Game Career Highs

Total Tackles	14	vs. Central Michigan, 2008
Solo Tackles	9	vs. Central Michigan, 2008
TFL	3.0	vs. Ohio State, 2007
Sacks	1.0	vs. Ohio State, 2007
PBU	1	Five times
Interceptions	1	vs. Oregon, 2008

2008 Game-by-Game Stats

Opponent	U-A-T	TFL	Sacks	Misc
Northern Colorado	3-0-3	0.0	0.0	PBU
Oregon	5-3-8	0.0	0.0	-
Central Michigan	3-4-7	0.0	0.0	-
Notre Dame	2-9-11	0.0	0.0	-
Penn State				
Ohio State				
Northwestern				
Minnesota				
Michigan				
Michigan State				
Iowa				
Indiana				
Totals	13-16-29	0	0	PBU

2008 Notes - Made his first career start against Northern Colorado ... Notched a then-career-best eight total tackles against No. 16 Oregon ,, Racked up a career-high 11 total stops at Notre Dame ...

Holland's Career Totals

Year	U-A-T	TFL/Yds	Sacks/Yds	Misc
2008	13-16-29	0.0/0	0/0	PBU
Totals	13-16-29	0.0/0	0/0	PBU

Holland's Single-Game Career Highs

Total Tackles	11	at Notre Dame, 2008
Solo Tackles	5	vs. Oregon, 2008
TFL	-	-
Sacks	-	-
PBU	1	vs. Northern Colorado, 2008
Interceptions	-	-

2008 Game-by-Game Stats

Opponent	U-A-T	TFL	Sacks	Misc
Northern Colorado	DNP			
Oregon	DNP			
Central Michigan	DNP			
Notre Dame	DNP			
Penn State				
Ohio State				
Northwestern				
Minnesota				
Michigan				
Michigan State				
Iowa				
Indiana				
Totals				

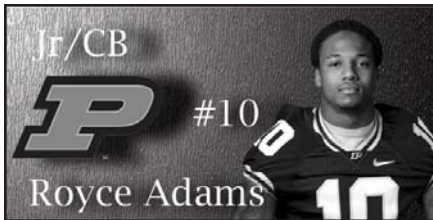
2008 Notes -

Werner's Career Totals

Year	U-A-T	TFL/Yds	Sacks/Yds	Misc
2007	21-7-28	2.0/8	1.0/7	-
2008				
Totals	21-7-28	2.0/8	1.0/7	-

Werner's Single-Game Career Highs

Total Tackles	6	Twice
Solo Tackles	5	vs. Northwestern, 2007
TFL	1.0	Twice
Sacks	1.0	vs. Northwestern, 2007
PBU	-	-
Interceptions	-	-



2008 Game-by-Game Stats

Opponent	U-A-T	TFL	INT	Misc
Northern Colorado	0-0-0	0.0	0	-
Oregon	0-0-0	0.0	0	-
Central Michigan	2-0-2	0.0	0	-
Notre Dame	0-2-2	0.0	0	-
Penn State				
Ohio State				
Northwestern				
Minnesota				
Michigan				
Michigan State				
Iowa				
Indiana				
Totals	2-2-4	0	0	-

2008 Notes -

Adams' Career Totals

Year	U-A-T	TFL/Yds	Sacks/Yds	Misc
2006	32-5-37	0.0/0	0.0/0	PBU, INT, FF
2007	7-3-30	0.0/0	0.0/0	2 PBU
2008	2-2-4	0.0/0	0.0/0	-
Totals	61-10-71	0.0/0	0.0/0	3 PBU, INT, FF

Year	Punt Ret	Yards	TD	Long
2006	22	141	0	22

Adams' Single-Game Career Highs

Total Tackles	6	at Hawaii, 2006
Solo Tackles	5	Three times
TFL	—	—
Sacks	—	—
PBU	1	Three times
Interceptions	1	at Northwestern, 2006

2008 Game-by-Game Stats

Opponent	U-A-T	TFL	INT	Misc
Northern Colorado	7-1-8	0.0	0	-
Oregon	8-3-11	1.0	0	PBU
Central Michigan	2-0-2	0.0	1	-
Notre Dame	0-0-0	0.0	0	-
Penn State				
Ohio State				
Northwestern				
Minnesota				
Michigan				
Michigan State				
Iowa				
Indiana				
Totals	17-4-21	1.0	1	PBU

2008 Notes - Made his first career start against Northern Colorado. Led all players with eight tackles against the Bears ... Led all players with 11 tackles against No. 16 Oregon ... Returned his first career interception 58 yards for a TD against Central Michigan ...

Duong's Career Totals

Year	U-A-T	TFL/Yds	Sacks/Yds	Misc
2006	4-1-5	0.0/0	0.0/0	-
2007	9-3-12	1.0/3	0.0/0	PBU
2008	17-4-21	1.0/2	0.0/0	PBU, INT, TD
Totals	30-8-38	2.0/5	0.0/0	2 PBU, INT, TD

Duong's Single-Game Career Highs

Total Tackles	11	vs. Oregon, 2008
Solo Tackles	8	vs. Oregon, 2008
TFL	1.0	Twice
Sacks	-	-
PBU	1	Twice
Interceptions	1	vs. Central Michigan, 2008

2008 Game-by-Game Stats

Opponent	U-A-T	TFL	INT	Misc
Northern Colorado	2-1-3	0.5	0	PBU
Oregon	2-1-3	0.0	1	-
Central Michigan	3-3-6	0.0	0	PBU
Notre Dame	1-3-4	0.0	0	PBU
Penn State				
Ohio State				
Northwestern				
Minnesota				
Michigan				
Michigan State				
Iowa				
Indiana				
Totals	8-8-16	0.5	1	3 PBU

2008 Notes - Returned an interception a career-long 60 yards against No. 16 Oregon ... Tied his career-high with six total tackles against Central Michigan ...

King's Career Totals

Year	U-A-T	TFL/Yds	Sacks/Yds	Misc
2006	2-2-4	0.0/0	0.0/0	-
2007	27-17-44	1.0/3	0.0/0	3 PBU, INT
2008	8-8-16	0.5/2	0.0/0	3 PBU, INT
Totals	37-27-64	1.5/5	0.0/0	6 PBU, 2 INT

King's Single-Game Career Highs

Total Tackles	6	Twice
Solo Tackles	5	at Minnesota, 2007
TFL	1.0	at Toledo, 2007
Sacks	-	-
PBU	2	vs. Michigan State, 2007
Interceptions	1	Twice



2008 Game-by-Game Stats

Opponent	U-A-T	TFL	INT	Misc
Northern Colorado	0-1-1	0.0	0	-
Oregon	1-0-1	0.0	0	-
Central Michigan	0-0-0	0.0	0	-
Notre Dame	1-0-1	0.0	0	-
Penn State				
Ohio State				
Northwestern				
Minnesota				
Michigan				
Michigan State				
Iowa				
Indiana				
Totals	2-1-3	0	0	-

2008 Notes -

Martin's Career Totals

Year	U-A-T	TFL/Yds	Sacks/Yds	Misc
2005	0-0-0	0/0	0/0	-
2006	0-0-0	0/0	0/0	-
2007	DNP			-
2008	2-1-3	0/0	0/0	-
Totals	2-1-3	0/0	0/0	-

Martin's Single-Game Career Highs

Total Tackles	1	Three times
Solo Tackles	1	Twice
TFL	-	-
Sacks	-	-
PBU	-	-
Interceptions	-	-

2008 Game-by-Game Stats

Opponent	U-A-T	TFL	INT	Misc
Northern Colorado	DNP			-
Oregon	2-0-2	1.0	0	-
Central Michigan	3-1-4	0.0	0	-
Notre Dame	3-4-7	0.0	0	-
Penn State				
Ohio State				
Northwestern				
Minnesota				
Michigan				
Michigan State				
Iowa				
Indiana				
Totals	8-5-13	1.0	0	-

2008 Notes - Posted a career-best seven total tackles at Notre Dame ...

McKinley's Career Totals

Year	U-A-T	TFL/Yds	Sacks/Yds	Misc
2007	15-2-17	1.0/5	1.0/5	-
2008	8-5-13	1.0/3	0.0/0	-
Totals	23-7-30	2.0/8	1.0/5	-

McKinley's Single-Game Career Highs

Total Tackles	7	at Notre Dame, 2008
Solo Tackles	5	Twice
TFL	1.0	Twice
Sacks	1.0	vs. Central Michigan (Bowl), 2007
PBU	-	-
Interceptions	-	-

2008 Game-by-Game Stats

Opponent	U-A-T	TFL	INT	Misc
Northern Colorado	1-2-3	0	0	-
Oregon	2-2-4	0.5	0	FR
Central Michigan	3-1-4	0.0	1	2 PBU
Notre Dame	1-4-5	0.0	0	-
Penn State				
Ohio State				
Northwestern				
Minnesota				
Michigan				
Michigan State				
Iowa				
Indiana				
Totals	7-9-16	0.5	1	2 PBU, FR

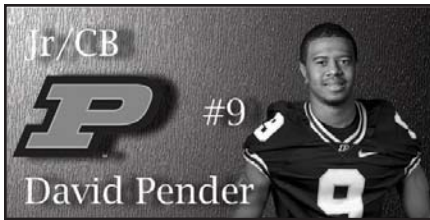
2008 Notes - Picked off his first pass as a Boilermaker against Central Michigan ...

Mclean's Career Totals

Year	U-A-T	TFL/Yds	Sacks/Yds	Misc
2008	7-9-16	0.5/2	0.0/0	FR, INT, 2 PBU
Totals	7-9-16	0.5/2	0.0/0	FR, INT, 2 PBU

Mclean's Single-Game Career Highs

Total Tackles	5	at Notre Dame, 2008
Solo Tackles	3	vs. Central Michigan, 2008
TFL	0.5	vs. Oregon, 2008
Sacks	-	-
PBU	2	vs. Central Michigan, 2008
Interceptions	1	vs. Central Michigan, 2008



2008 Game-by-Game Stats

Opponent	U-A-T	TFL	INT	Misc
Northern Colorado	1-0-1	0.0	0	3 PBU
Oregon	4-0-4	0.0	0	PBU
Central Michigan	2-3-5	0.0	0	-
Notre Dame	2-0-2	0.0	0	2 PBU
Penn State				
Ohio State				
Northwestern				
Minnesota				
Michigan				
Michigan State				
Iowa				
Indiana				
Totals	9-3-12	0.0	0	6 PBU

2008 Notes - Tied his career-high with three PBU against Northern Colorado ...

Pender's Career Totals

Year	U-A-T	TFL/Yds	Sacks/Yds	Misc
2006	10-3-13	0/0	0/0	2 PBU
2007	36-8-44	1.0/2	0/0	INT, 6 PBU
2008	9-3-12	0/0	0/0	6 PBU
Totals	55-14-69	1.0/2	0/0	INT, 14 PBU

Pender's Single-Game Career Highs

Total Tackles	8	at Indiana, 2007
Solo Tackles	7	vs. Iowa, 2007
TFL	1.0	vs. Northwestern, 2007
Sacks	—	—
PBU	3	Twice
Interceptions	1	vs. Ohio State, 2007

2008 Game-by-Game Stats

Opponent	U-A-T	TFL	INT	Misc
Northern Colorado	3-0-3	0.0	0	-
Oregon	8-1-9	0.0	0	FF, 2 PBU
Central Michigan	4-2-6	0.0	0	PBU
Notre Dame	2-6-8	0.0	0	-
Penn State				
Ohio State				
Northwestern				
Minnesota				
Michigan				
Michigan State				
Iowa				
Indiana				
Totals	17-9-26	0.0	0	FF, 3 PBU

2008 Notes - Had a career-highs with two PBU and nine tackles, including a career-best eight solo stops, against No. 16 Oregon ...

Williams' Career Totals

Year	U-A-T	TFL/Yds	Sacks/Yds	Misc
2004	13-1-14	1.0/6	1.0/6	INT, PBU
2006	2-0-2	0.0/0	0.0/0	-
2007	11-6-17	1.5/8	1.0/7	2 INT, PBU, FF
2008	17-9-26	0.0/0	0.0/0	FF, 3 PBU
Totals	43-16-59	2.5/14	2.0/13	3 INT, 4 PBU, 2 FF

Williams' Single-Game Career Highs

Total Tackles	9	vs. Oregon, 2008
Solo Tackles	8	vs. Oregon, 2008
TFL	1.0	Twice
Sacks	1.0	Twice
PBU	2	vs. Oregon, 2008
Interceptions	1	Three times

2008 Game-by-Game Stats

Opponent	FG-FGA	PAT	P	Yds	Avg
Northern Colorado	0-0	6-6	2	92	46.0
Oregon	4-6	2-2	7	311	44.4
Central Michigan	1-1	3-3	4	151	37.8
Notre Dame	0-1	3-3	4	159	39.0
Penn State					
Ohio State					
Northwestern					
Minnesota					
Michigan					
Michigan State					
Iowa					
Indiana					
Totals	5-8	14-14	17	713	41.9

2008 Notes - Tied his career-high with four field goals against No. 16 Oregon ...

Summers' Career Totals

Year	FG-FGA	Long	PAT	Punt	Avg.
2006	8-20	47	46-47	-	-
2007	18-22	50	56-56	-	-
2008	5-8	45	14-14	17	41.9
Totals	31-50	50	116-117	17	41.9

Summers' Single-Game Career Highs

Field Goals	4	Twice
Field Goal Attempts	6	vs. Oregon, 2008
Long Field Goal	50	at Penn State, 2007
PAT	7	Two times
PAT Attempts	7	Three times
Punts	7	vs. Oregon, 2008
Punt Yards	311	vs. Oregon, 2008
Punt Average	46.0	vs. Northern Colorado
Long Punt	59	vs. Oregon, 2008

2008 PURDUE FOOTBALL NUMERICAL ROSTER

No.	Name	Cl.	Pos.	Ht.	Wt.	Hometown (High School/Previous College)
2	**Torri Williams	5th	S/CB	6-2	208	Cedar Park, Texas (Leander)
3	Waynelle Gravesande	So.	WR	6-0	169	Irvington, N.J. (Irvington)
3	**Frank Duong	5th	S	5-8	178	Osceola, Ind. (Penn)
4	**Fabian Martin	5th	CB	5-11	199	Chicago, Ill. (Prosser)
5	Justin Siller	So.	RB	6-4	220	Detroit, Mich. (Saint Mary's)
6	**Desmond Tardy	5th	WR	6-1	199	Indianapolis, Ind. (Warren Central)
7	**Brandon King	Sr.	CB-S	5-11	192	Warner Robbins, Ga. (Houston County)
8	*Keith Smith	Jr.	WR	6-2	226	Fort Hood, Texas (Shoemaker)
9	**David Pender	Jr.	CB	6-1	180	Folkston, Ga. (Charlton County)
10	**Royce Adams	Jr.	CB	6-0	190	Cleveland, Ohio (Glenville)
11	Arsenio Curry	Jr.	WR	6-4	217	Brandon, Fla. (Fresno [Calif.] City College)
12	***Curtis Painter (c)	5th	QB	6-4	230	Vincennes, Ind. (Lincoln)
13	**Chris Summers	Jr.	K-P	6-1	179	Fishers, Ind. (Hamilton Southeastern)
14	**Joey Elliott	Sr.	QB	6-2	211	Evansville, Ind. (Harrison)
15	*Charlton Williams	So.	CB	6-2	200	Tamarac, Fla. (Coral Glades)
16	Jeff Panfil	Jr.	WR	6-5	226	Fort Worth, Texas (North Crowley)
16	Eric Reisinger	So.	QB	5-10	175	Rancho Santa Margarita, Calif. (Santa Margarita)
17	Aaron Valentin	Sr.	WR	6-1	205	Freeport, N.Y. (Erie Community College)
17	Chris Bennett	Sr.	QB	6-3	201	Dayton, Ohio (Bellbrook)
18	Roberto McBean	5th	WR	6-0	192	Berkeley, Calif. (City College of San Francisco)
18	Nnamdi Ezenwa	Fr.	LB	6-2	210	Acworth, Ga. (North Cobb)
19	***Brandon Whittington	5th	WR	6-2	213	Collingswood, N.J. (Collingswood)
19	Caleb TerBush	Fr.	QB	6-5	210	Metamora, Ill. (Metamora Township)
20	Gavin Roberts	Fr.	S	6-1	196	Somerset, N.J. (Franklin)
21	***Greg Orton	Sr.	WR	6-3	199	Dayton, Ohio (Wayne)
22	Dwight Mclean	Jr.	S	6-1	203	Corona, Calif. (Fullerton College)
22	Tracy Black	Fr.	WR	5-10	149	Fishers, Ind. (Hamilton Southeastern)
23	Ralph Bolden	Fr.	RB	5-9	185	Folkston, Ga. (Charlton County)
23	Billy Hasse	Fr.	K	5-11	172	Munster, Ind. (Munster)
24	***Kory Sheets	5th	RB	6-0	206	Manchester, Conn. (Bloomfield)
25	*Dan Dierking	So.	RB	5-10	186	Wheaton, Ill. (Wheaton Warrenville)
26	Tommie Thomas	Fr.	S	6-2	175	Robbins, Ill. (Richards)
26	Matt Vlahogorge	So.	RB	5-10	205	Lafayette, Ind. (Mesa Community College)
27	Kevin Green	Jr.	LB	6-2	236	North Chicago, Ill. (North Chicago)
27	Alvin Blackmon	Fr.	WR	6-1	200	Corinth, Texas (Lake Dallas)
28	Kevin Green	Fr.	CB	5-10	185	Tallahassee, Fla. (Rickards)
28	Cory Kemps	Fr.	P	5-11	220	Carmel, Ind. (Carmel)
29	*Jason Werner	Sr.	LB	6-4	221	Greenwood, Ind. (Roncalli)
30	Joe Holland	So.	LB	6-1	211	Indianapolis, Ind. (Bishop Chatard)
30	George Brigandi	Fr.	RB	5-8	198	Winnetka, Ill. (New Trier)
31	*Josh McKinley	So.	S	6-1	218	Leander, Texas (Leander)
32	Albert Evans	Fr.	LB	6-0	195	Gary, Ind. (Gary)
33	**Jaycen Taylor	Sr.	RB	5-10	180	Hawthorne, Calif. (Los Angeles Harbor College)
34	Josh Hicks	Fr.	RB	5-7	165	Cedar Hill, Texas (Milford Academy)
35	Logan Link	So.	S	6-1	218	West Liberty, Ohio (West Liberty-Salem)
36	Zack Heiniger	Fr.	LB	5-11	197	Fishers, Ind. (Hamilton Southeastern)
37	Carson Wiggs	Fr.	K-P	6-0	194	Grand Prairie, Texas (South Grand Prairie)
38	T.J. Barbarette	So.	WR	5-6	160	Mount Vernon, Ind. (Mount Vernon)
38	Walter Williams	Jr.	S	5-10	201	Columbus, Ohio (Saint Charles Preparatory)
39	John Humphrey	Jr.	LB	6-1	237	Youngstown, Ohio (Liberty)
40	Derek Jackson	Fr.	LB	6-2	230	Glen Allen, Va. (Deep Run)
40	Sean Matti	So.	RB	5-11	229	Shoreview, Minn. (Roseville Area)
41	Mike Conway	So.	CB	5-11	189	Indianapolis, Ind. (Carmel)
42	***Anthony Heygood	5th	LB	6-2	230	Chester, Pa. (Cardinal O'Hara)
43	**Adam Wolf	Sr.	S	5-11	204	Tampa, Fla. (Jesuit)
44	**Frank Halliburton	Sr.	FB	6-3	251	Indianapolis, Ind. (Bishop Chatard)
45	**Jermaine Guynn (c)	5th	DT	6-1	288	Indianapolis, Ind. (Cathedral)
46	Mark Thompson	So.	CB	6-0	200	Indianapolis, Ind. (Arsenal Tech)
47	Chris Carlino	Fr.	LB	6-2	215	Fishers, Ind. (Hamilton Southeastern)
48	Jared Crank	So.	FB	6-2	235	Richardson, Texas (American Heritage)
49	Nickcaro Golding	So.	LB	6-5	225	Evanston, Ill. (Evanston Township)
50	Eric Hedstrom	Sr.	OG	6-6	292	Arlington Heights, Ill. (Prospect)
51	***Garret Miller	5th	OT	6-8	275	Bay City, Texas (Bay City)
52	Jarrold Shaw	Sr.	LB	5-11	221	Fort Wayne, Ind. (Homestead)

No.	Name	Cl.	Pos.	Ht.	Wt.	Hometown (High School/Previous College)
53	Dan Barry	So.	OG	6-2	309	Mentor, Ohio (Lake Catholic)
54	**Jared Zwilling	Sr.	OG-C	6-4	293	Evansville, Ind. (Central)
55	Mike Chacksfield	Fr.	OT	6-5	292	Cincinnati, Ohio (Cincinnati Hills Christian Academy)
55	Ezechukwu Obiora	Fr.	LB	6-1	226	Gillingham, Kent, England (Harrow)
56	Monroe Brooks	Fr.	DT	6-6	277	Palatine, Ill. (Palatine)
57	*Tyler Haston	So.	LB	6-3	222	Avon, Ind. (Avon)
58	Robert Maci	Fr.	DE	6-4	225	Fishers, Ind. (Cathedral)
59	Adam Brockman	So.	DE	6-3	241	Lebanon, Ind. (Eastern Michigan University)
60	Brad Niemeier	Fr.	DT	6-2	246	Evansville, Ind. (Mater Dei)
61	*Zach Jones	Sr.	OT	6-5	300	Plainfield, Ind. (Plainfield)
62	**Andy Huffman	Sr.	LS	6-3	287	Montpelier, Ind. (Blackford County)
63	James Shepherd	So.	OG-OT	6-6	309	Crofton, Ky. (Christian County)
64	Connor McCulley	So.	OG	6-1	265	Walton, Ind. (Lewis Cass)
65	Austen Moret	So.	C	6-2	282	Whitefish Bay, Wis. (Whitefish Bay)
67	Peters Drey	Fr.	OT	6-6	284	Theodore, Ala. (McGill Toolen)
68	Dennis Kelly	Fr.	OT	6-8	270	Chicago Heights, Ill. (Marian Catholic)
69	Kris Cooke	Jr.	DT	6-1	308	Flossmoor, Ill. (Joliet Junior College)
70	LaSalle Cooks	Fr.	DE	6-3	243	Orlando, Fla. (Pine Castle Christian Academy)
71	***Alex Magee	Sr.	DE	6-4	295	Oswego, Ill. (Oswego)
72	*Justin Pierce	Jr.	OG	6-4	314	Tom Bean, Texas (Tom Bean)
73	Ken Plue	Fr.	OG	6-7	361	Rensselaer, N.Y. (Milford Academy)
74	***Sean Sester	5th	OT	6-7	325	Fort Thomas, Ky. (Highlands)
75	*Zach Reckman	Sr.	OG-OT	6-6	308	Cincinnati, Ohio (Indian Hill)
76	Rick Schmeig	Fr.	OG	6-3	312	Cincinnati, Ohio (Oak Hills)
77	Ryan Prater	Jr.	OT	6-5	286	Dallas, Texas (Trinity Christian Academy)
78	**Cory Benton	5th	C	6-3	287	Indianapolis, Ind. (Cathedral)
79	Andrew Brewer	Fr.	C	6-4	289	Huntington, W.Va. (Cabell Midland)
80	***Jerry Wasikowski	5th	TE	6-4	255	Cudahy, Wis. (Cudahy)
81	DeVarro Greaves	So.	LB	6-2	208	Folkston, Ga. (Charlton County)
82	Crosby Wright	Fr.	TE	6-3	241	Carbondale, Ill. (Carbondale Community)
83	**Joe Whitest (c)	5th	WR	6-2	195	Belle Glade, Fla. (Independence [Kan.] College)
84	Eric Mebane	Fr.	DE	6-4	198	Grand Prairie, Texas (Bowie)
84	Patrick Carroll	So.	WR	6-1	181	Bloomfield Hills, Mich. (Saint Mary's)
85	**Kyle Adams	Jr.	TE	6-5	251	Austin, Texas (Westlake)
86	Kurt Lichtenberg	So.	WR	6-1	185	Warrenville, Ill. (Wheaton Warrenville)
87	Kris Staats	Jr.	WR	6-1	197	La Porte, Ind. (La Porte)
88	Jeff Lindsay	Jr.	TE	6-4	238	Macomb, Mich. (L'Anse Creuse North)
89	Colton McKey	So.	TE	6-5	256	The Woodlands, Texas (The Woodlands)
90	***Ryan Baker (c)	5th	DT	6-5	280	Indianapolis, Ind. (Bishop Chatard)
91	Preston Numa	So.	DE	6-3	275	Kenner, La. (John Curtis Christian)
92	**Mike Neal	Sr.	DT	6-4	293	Merrillville, Ind. (Merrillville)
93	Kawann Short	Fr.	DT	6-4	318	East Chicago, Ind. (Central)
94	*Ryan Kerrigan	So.	DE	6-4	255	Muncie, Ind. (Muncie Central)
95	*Keyon Brown	Sr.	DE	6-3	241	Harvey, Ill. (Thornton Township)
96	John Finch	Jr.	TE	6-3	245	Carmel, Ind. (Carmel)
97	Gerald Gooden	So.	DE	6-3	235	Hooks, Texas (Hooks)
98	Corey Chapman	Jr.	DE	6-2	234	Indianapolis, Ind. (Cathedral)
99	Nick Mondek	So.	DT	6-6	275	Naperville, Ill. (Naperville Central)

* denotes letters earned.

Note: Cl. denotes academic standing.

(c) denotes captain.

Head Coach: Joe Tiller

Associate Head Coach: Danny Hope (offensive line)

Assistant Coaches: Mark Hagen (assistant head coach/special teams coordinator/defensive tackles), Brock Spack (defensive coordinator/linebackers), Ed Zaunbrecher (offensive coordinator/quarterbacks), Lou Anarumo (defensive backs), John McDonell (tight ends), Brian Rock (wide receivers), Joel Thomas (running backs), Terrell Williams (defensive ends)

Graduate Assistants: Lamar Conard, J.B. Gibboney

Graduate Assistant/Quality Control: Joe Deifel

Director of Football Operations: Don Collier

Director of Strength and Conditioning: Jim Lathrop / Assistant Strength and Conditioning Coach: Ron Thomson

Director of Sports Medicine: Denny Miller / Team Physicians: Dr. Greg Rowdon, Dr. Alayne Sundstrom

Assistant Athletic Trainers: Craig Voll, Sal Vellejo

Equipment Manager: Mike Shandruck / Assistant Equipment Manager: Kyle Gergely

Sports Information Director: Tom Schott / Assistant Sports Information Director: Matt Rector

Sports Video Manager: Ryan Dale / Sports Video Assistant: Brent Cardwell

Academic Support Services Advisors: Seth Schwartz, Max Miller

Secretaries: Carleta Downs, Kristy Brewer, Foxy LaFon