

STANFORD INV. Women's 5K Course Non-Scoring

Place No.	Name	Yr University	Wopen Pace
1	5657 Amber Steen-Moore	UNATTACHED N15	18:05 5:50
2	5002 Anastasia Gorskaya	JR ALLIANT	19:11 6:11
3	5522 Anna Wheatley	SO SANTA CLARA	19:24 6:15
4	5095 Kellie Stephens	JR CHICO ST.	19:30 6:17
5	5516 Aly Erickson-Wayman	FR SANTA CLARA	19:38 6:20
6	5572 April Montgomery	SO SONOMA ST.	19:41 6:21
7	5131 Brittany Nunnink	SO CMS	19:43 6:21
8	5087 Lindsey Brown	JR CHICO ST.	19:44 6:22
9	5513 Adrienne Beach	FR SANTA CLARA	19:48 6:23
10	5655 Crista Phillips	UNATTACHED N13	19:52 6:24
11	5697 Colleen Joyce	FR UNATTACHED N9	19:52 6:24
12	5465 Jenna Hicks	SO SAN JOSE ST.	19:53 6:24
13	5673 Alyssa Craft	FR UNATTACHED N3	19:58 6:26
14	5514 Shanti Blanchard	FR SANTA CLARA	20:03 6:27
15	5215 Sylvia Hernandez	FR E. LOS ANGELES	20:04 6:28
16	5237 Valeria Delgado	SR UNA 19	20:07 6:29
17	5651 Audrey Allas	UNATTACHED N1	20:12 6:30
18	5573 LeeAnn Morales	JR SONOMA ST.	20:14 6:31
19	5693 Tanya Ferreira	UNATTACHED N5	20:18 6:32
20	5463 Laura Fairly	SR SAN JOSE ST.	20:25 6:35

21	5574 Jacqui Trenkwalder	SO SONOMA ST.	20:32	6:37
22	5547 Anna Lambdin	SO SHASTA XC CLUB	20:36	6:38
23	5696 Jamie Humphreys	FR UNATTACHED N8	20:38	6:39
24	5096 Erica Thomas	FR CHICO ST.	20:40	6:40
25	5213 Esmerelda Delgado	FR E. LOS ANGELES	20:41	6:40
26	5515 Becky Costigan	FR SANTA CLARA	20:41	6:40
27	5190 Rachel Ochs	FR CSU STANISLAUS	20:47	6:42
28	5253 Dina McPhail	SR UNA 19	20:51	6:43
29	5000 Marina Almendros	JR ALLIANT	21:03	6:47
30	5464 Suzanne Hancock	FR SAN JOSE ST.	21:05	6:47
31	5257 Jocelyn Oviedo	FR FRESNO ST.	21:08	6:48
32	5003 Julianna Juhasz	JR ALLIANT	21:13	6:50
33	5684 Kathleen Dazzi	FR UNATTACHED N4	21:16	6:51
34	5571 Jessica Dawney	JR SONOMA ST.	21:23	6:53
35	5458 Lindsay Bryant	JR SAN JOSE ST.	21:26	6:54
36	5136 Stephanie Widmer	SR CMS	21:29	6:55
37	5569 Randi Alvaradi	FR SONOMA ST.	21:32	6:56
38	5467 Lindsay Briner	SR SAN JOSE ST.	21:35	6:57
39	5461 Kathryn Dutcher	FR SAN JOSE ST.	21:38	6:58
40	5460 Victoria Chavez	SO SAN JOSE ST.	21:40	6:59
41	5214 Nelly Gonzalez	FR E. LOS ANGELES	21:44	7:00
42	5182 Danielle Dabney	SO CSU STANISLAUS	21:47	7:01
43	5088 Ondi Foster	SO CHICO ST.	22:01	7:06

44	5462 Erica Elias	JR SAN JOSE ST.	22:05	7:07
45	5656 Maria Sosa	FR UNATTACHED N14	22:06	7:07
46	5005 Laura Sanders	SR ALLIANT	22:12	7:09
47	5075 Michelle Kanda	SO CHAPMAN	22:16	7:10
48	5079 Beckie Takashima	SO CHAPMAN	22:16	7:10
49	5134 Margaret Scheuermann	JR CMS	22:23	7:12
50	5247 Kim Hendricks	JR FRESNO ST.	22:23	7:13
51	5570 Brean Bettencourt	FR SONOMA ST.	22:26	7:14
52	5077 Ana Poblet	SO CHAPMAN	23:03	7:26
53	5073 Rachel Berry	FR CHAPMAN	23:23	7:32
54	5121 Sheila Bhardwaj	FR CMS	23:31	7:34
55	5074 Audra Hansard	SR CHAPMAN	23:33	7:35
56	5219 Maya Zuniga	FR E. LOS ANGELES	23:51	7:41
57	5001 Andrea Beise	SR ALLIANT	23:55	7:42
58	5241 Elizabeth Evans	SR FRESNO ST.	24:11	7:47
59	5076 Jamie O'Hern	FR CHAPMAN	24:15	7:49
60	5078 Evelyn Serrato	SO CHAPMAN	24:30	7:54
61	5004 Maria Lopez	JR ALLIANT	25:35	8:14
62	5218 Stephany Zamaro	FR E. LOS ANGELES	25:39	8:16
63	5466 Jenny Kocisko	FR SAN JOSE ST.	25:50	8:19
64	5242 Rebecca Evans	SR FRESNO ST.	26:35	8:34

9/30/2006 4:47PM

STANFORD INV. Women's 4k Short Course Individuals

Place No.	Name	Yr University	Wshor Pace
1	5658 Jennifer Toomey	UNATTACHED N16	14:02 5:39
2	5660 Anna Willard	SR UNATTACHED N18	14:16 5:45
3	5653 Eri Macdonald	UNATTACHED N11	14:20 5:46
4	5576 Lindsay Allen	JR STANFORD	14:21 5:47
5	5556 Kristen Kolstad	JR SIMON FRASER	14:23 5:47
6	5585 Kaylin Pennington	FR STANFORD	14:24 5:48
7	5555 Rebecca Johnstone	SR SIMON FRASER	14:28 5:49
8	5659 Kelsey Walker	UNATTACHED N17	14:30 5:50
9	5582 Mary Liz McCurdy	SO STANFORD	14:33 5:52
10	5557 Meredith Macgregor	JR SIMON FRASER	14:35 5:53
11	5407 Monica Valdez	PACERS	14:42 5:55
12	5586 Leah Sawyer	SR STANFORD	14:51 5:59
13	5037 Kimberly Donatelli	FR CAL POLY SLO	14:56 6:01
14	5035 Alyssa Daw	FR CAL POLY SLO	14:59 6:02
15	5554 Alison Hudson	SO SIMON FRASER	15:05 6:04
16	5609 Hope Jimenez	SR TEXAS-SAN ANTONIO	15:06 6:05
17	5558 Heather Mancell	SO SIMON FRASER	15:10 6:07
18	5041 Rachel Valliere	JR CAL POLY SLO	15:14 6:08
19	5607 Faith Barlow	FR TEXAS-SAN ANTONIO	15:16 6:09
20	5406 Cici Ramirez	PACERS	15:17 6:09

21	5055 Gabi Rios-Sotelo	FR CALIFORNIA	15:17	6:09
22	5559 Johanna Symes	SR SIMON FRASER	15:19	6:10
23	5039 Bridie McCarey	FR CAL POLY SLO	15:20	6:11
24	5584 Maddie O'Meara	FR STANFORD	15:24	6:12
25	5698 Kaitlin Baker	FR US NAVAL ACADEMY	15:32	6:15
26	5704 Erin Demchko	SR US NAVAL ACADEMY	15:34	6:16
27	5552 Nicole Barrett	FR SIMON FRASER	15:35	6:16
28	5710 Vicky Moore	JR US NAVAL ACADEMY	15:36	6:17
29	5713 Kayla Sax	FR US NAVAL ACADEMY	15:39	6:18
30	5610 Dana Mecke	FR TEXAS-SAN ANTONIO	15:40	6:18
31	5613 Veronica Silva	SR TEXAS-SAN ANTONIO	15:41	6:19
32	5712 Susan Richardson	SR US NAVAL ACADEMY	15:41	6:19
33	5706 Caitlyn Harrington	SR US NAVAL ACADEMY	15:50	6:23
34	5036 Kelsey Delagardelle	SO CAL POLY SLO	15:52	6:23
35	5246 Meri Hawkins	JR FRESNO ST.	15:52	6:23
36	5043 Lea Wallace	FR CAL POLY SLO	15:57	6:25
37	5334 Caitlin Jennings	SO LOYOLA MARYMOUNT	15:58	6:26
38	5611 Briana Mendez	SR TEXAS-SAN ANTONIO	15:59	6:26
39	5716 Erica Ziel	FR US NAVAL ACADEMY	16:01	6:27
40	5285 Kari Andrew	JR HAWAII-HILO	16:07	6:29
41	5286 Ashley Benson	SO HAWAII-HILO	16:08	6:30
42	5415 Meghan Mullen	SO PACIFIC	16:10	6:30
43	5341 Kelly Yahr	JR LOYOLA MARYMOUNT	16:12	6:31

44	5405 Heather Lozano	PACERS	16:15 6:33
45	5305 Reyna Montano	FR LONG BEACH CITY	16:16 6:33
46	5414 Micaela Klaus	SO PACIFIC	16:17 6:33
47	5306 Gloria Toledo	SO LONG BEACH CITY	16:19 6:34
48	5614 Katy Spence	FR TEXAS-SAN ANTONIO	16:25 6:36
49	5536 Ariela Ramos	SR SF ST.	16:29 6:38
50	5056 Lisa Sandoval	SR CALIFORNIA	16:31 6:39
51	5329 Ahnie Draper	FR LOYOLA MARYMOUNT	16:35 6:41
52	5612 Farrah Moore	FR TEXAS-SAN ANTONIO	16:42 6:43
53	5521 Katie Wallace	FR SANTA CLARA	16:45 6:45
54	5517 Alyssa Gagliani	FR SANTA CLARA	16:45 6:45
55	5288 Nina Hagemann	FR HAWAII-HILO	16:46 6:45
56	5413 Francesca Au	JR PACIFIC	16:46 6:45
57	5538 Tehani Thompson	JR SF ST.	16:47 6:45
58	5339 Heather Rosas	SR LOYOLA MARYMOUNT	17:00 6:51
59	5267 Grace Valenzuela	FR FRESNO ST.	17:03 6:52
60	5335 Catherine Lima	SR LOYOLA MARYMOUNT	17:04 6:52
61	5291 Bo Wang	FR HAWAII-HILO	17:14 6:56
62	5262 Sasha Souder	FR FRESNO ST.	17:15 6:57
63	5535 Ashley Hobelman	FR SF ST.	17:27 7:02
64	5304 Katherine Kearney	SO LONG BEACH CITY	17:30 7:03
65	5292 Malia Williams	FR HAWAII-HILO	17:37 7:06
66	5289 Martha Kawasaki	SR HAWAII-HILO	17:38 7:06

67 5302 China Fleming FR LONG BEACH CITY 17:39 7:06
68 5259 Nancy Rodriguez JR FRESNO ST. 17:43 7:08
69 5336 Megan Lynch FR LOYOLA MARYMOUNT 17:48 7:10
70 5301 Pam Briones FR LONG BEACH CITY 17:51 7:11
71 5340 Lindsay Vitort FR LOYOLA MARYMOUNT 17:55 7:13
72 5534 Jessica Frost FR SF ST. 18:07 7:18
73 5450 Alyssa Salas FR SAN DIEGO CC 18:36 7:29
74 5416 Rachel Ponce SO PACIFIC 18:45 7:33
75 5417 Maria-Elena Ramirez FR PACIFIC 18:50 7:35
76 5448 Giselle Convington FR SAN DIEGO CC 19:04 7:41
77 5303 Ana Gonzales FR LONG BEACH CITY 20:20 8:11
78 5251 Christina Lopez JR FRESNO ST. 20:43 8:20
79 5239 Leshay Dorsey JR FRESNO ST. 21:31 8:40
80 5240 Nichelle Emilia SO FRESNO ST. 23:54 9:37

9/30/2006 5:07PM

Women's 4k Short Course Team Scoring

1. 33 STANFORD (14:43 73:33)

=====

1 1 5576 Lindsay Allen JR 14:21

2 3 5585 Kaylin Pennington FR 14:24

3 5 5582 Mary Liz McCurdy SO 14:33

4 7 5586 Leah Sawyer SR 14:51

5 17 5584 Maddie O'Meara FR 15:24

2. 34 SIMON FRASER (14:45 73:41)

1 2 5556 Kristen Kolstad JR 14:23

2 4 5555 Rebecca Johnstone SR 14:28

3 6 5557 Meredith Macgregor JR 14:35

4 10 5554 Alison Hudson SO 15:05

5 12 5558 Heather Mancell SO 15:10

6 (15) 5559 Johanna Symes SR 15:19

7 (20) 5552 Nicole Barrett FR 15:35

3. 73 CAL POLY SLO (15:17 76:21)

1 8 5037 Kimberly Donatelli FR 14:56

2 9 5035 Alyssa Daw FR 14:59

3 13 5041 Rachel Valliere JR 15:14

4 16 5039 Bridie McCarey FR 15:20

5 27 5036 Kelsey Delagardelle SO 15:52

6 (29) 5043 Lea Wallace FR 15:57

4. 103 TEXAS-SAN ANTONIO (15:33 77:42)

- | | | | |
|---|-------|---------------------|----------|
| 1 | 11 | 5609 Hope Jimenez | SR 15:06 |
| 2 | 14 | 5607 Faith Barlow | FR 15:16 |
| 3 | 23 | 5610 Dana Mecke | FR 15:40 |
| 4 | 24 | 5613 Veronica Silva | SR 15:41 |
| 5 | 31 | 5611 Briana Mendez | SR 15:59 |
| 6 | (40) | 5614 Katy Spence | FR 16:25 |
| 7 | (42) | 5612 Farrah Moore | FR 16:42 |

5. 105 US NAVAL ACADEMY (15:37 78:02)

- | | | | |
|---|-------|-------------------------|----------|
| 1 | 18 | 5698 Kaitlin Baker | FR 15:32 |
| 2 | 19 | 5704 Erin Demchko | SR 15:34 |
| 3 | 21 | 5710 Vicky Moore | JR 15:36 |
| 4 | 22 | 5713 Kayla Sax | FR 15:39 |
| 5 | 25 | 5712 Susan Richardson | SR 15:41 |
| 6 | (26) | 5706 Caitlyn Harrington | SR 15:50 |
| 7 | (32) | 5716 Erica Ziel | FR 16:01 |

6. 199 LOYOLA MARYMOUNT (16:34 82:49)

- | | | | |
|---|----|-----------------------|----------|
| 1 | 30 | 5334 Caitlin Jennings | SO 15:58 |
|---|----|-----------------------|----------|

- 2 36 5341 Kelly Yahr JR 16:12
- 3 41 5329 Ahnie Draper FR 16:35
- 4 45 5339 Heather Rosas SR 17:00
- 5 47 5335 Catherine Lima SR 17:04
- 6 (55) 5336 Megan Lynch FR 17:48
- 7 (57) 5340 Lindsay Vitort FR 17:55

7. 209 HAWAII-HILO (16:47 83:52)

- 1 33 5285 Kari Andrew JR 16:07
- 2 34 5286 Ashley Benson SO 16:08
- 3 43 5288 Nina Hagemann FR 16:46
- 4 48 5291 Bo Wang FR 17:14
- 5 51 5292 Malia Williams FR 17:37
- 6 (52) 5289 Martha Kawasaki SR 17:38

8. 234 PACIFIC (17:22 86:48)

- 1 35 5415 Meghan Mullen SO 16:10
- 2 38 5414 Micaela Klaus SO 16:17
- 3 44 5413 Francesca Au JR 16:46
- 4 58 5416 Rachel Ponce SO 18:45
- 5 59 5417 Maria-Elena Ramirez FR 18:50

9. 235 LONG BEACH CITY (17:07 85:35)

=====

- 1 37 5305 Reyna Montano FR 16:16
- 2 39 5306 Gloria Toledo SO 16:19
- 3 50 5304 Katherine Kearney SO 17:30
- 4 53 5302 China Fleming FR 17:39
- 5 56 5301 Pam Briones FR 17:51
- 6 (60) 5303 Ana Gonzales FR 20:20

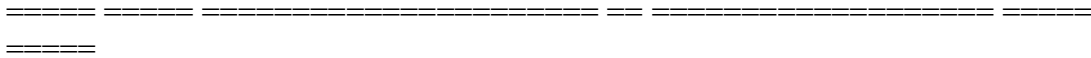
10. 238 FRESNO ST. (17:44 88:36)

=====

- 1 28 5246 Meri Hawkins JR 15:52
- 2 46 5267 Grace Valenzuela FR 17:03
- 3 49 5262 Sasha Souder FR 17:15
- 4 54 5259 Nancy Rodriguez JR 17:43
- 5 61 5251 Christina Lopez JR 20:43
- 6 (62) 5239 Leshay Dorsey JR 21:31
- 7 (63) 5240 Nichelle Emilia SO 23:54

STANFORD INV. Men's 4k Short Course Individuals

Place No. Name Yr University Mshor Pace



1	5677 Justin Marpole-Bird	UNATTACHED N33	12:21	4:59
2	5596 Alex Greenburg	FR STANFORD	12:22	4:59
3	5591 Joaquin Chapa	JR STANFORD	12:22	4:59
4	5592 Jacob Evans	SO STANFORD	12:29	5:02
5	5600 Chris Mocko	SO STANFORD	12:29	5:02
6	5590 Kevin Bickham	JR STANFORD	12:32	5:03
7	5540 Josh Babiak	JR SF ST.	12:41	5:06
8	5065 Sean Carey	SO CALIFORNIA N1	12:50	5:10
9	5451 Francisco Aguirre	SO SAN DIEGO CC	12:51	5:10
10	5442 Vj Blair	SO SACRAMENTO ST. N1	12:57	5:13
11	5445 Jeffrey Paneda	JR SACRAMENTO ST. N4	12:59	5:14
12	5729 Alex Nelson	SO USF	13:01	5:14
13	5067 Francis Gadayan	JR CALIFORNIA N3	13:11	5:18
14	5351 Cameron Pagett	FR LOYOLA MARYMOUNT	13:12	5:19
15	5066 Peter Deptula	FR CALIFORNIA N2	13:13	5:19
16	5275 Mehdi Traieb-Brahim	JR UNA 20	13:15	5:20
17	5270 Brandon Geis	FR FRESNO ST.	13:17	5:21
18	5479 Cody Holton	SO SANTA ANA COLLEGE	13:19	5:22
19	5446 David Rabinowitz	SO SACRAMENTO ST. N5	13:20	5:22
20	5274 Frank Sanders	FR FRESNO ST.	13:20	5:22
21	5312 Gabriel Vidal	FR LONG BEACH CITY	13:22	5:23
22	5070 Andres Perezchica	SO CALIFORNIA N6	13:25	5:24

23	5539 Jose Alvarez	SO SF ST.	13:26 5:24
24	5349 Jordan Legan	FR LOYOLA MARYMOUNT	13:26 5:25
25	5354 Kacy Sommers	FR LOYOLA MARYMOUNT	13:28 5:25
26	5474 Corey Brown	FR SANTA ANA COLLEGE	13:31 5:26
27	5352 Alex Rendon	JR LOYOLA MARYMOUNT	13:32 5:27
28	5348 Andrew Hirning	FR LOYOLA MARYMOUNT	13:33 5:27
29	5277 Allan Williams	SO FRESNO ST.	13:35 5:28
30	5543 Luis Cortes	SO SF ST.	13:36 5:28
31	5533 Ben Snyder	FR SANTA CLARA	13:37 5:29
32	5345 Chris Eagan	FR LOYOLA MARYMOUNT	13:42 5:31
33	5471 Chris Hart	JR SAN JOSE ST.	13:43 5:31
34	5472 Gordie Throne	SO SAN JOSE ST.	13:47 5:33
35	5542 Scott Clark	SO SF ST.	13:49 5:34
36	5484 Humberto Romo	FR SANTA ANA COLLEGE	13:49 5:34
37	5273 Tony Rojas Jr.	FR FRESNO ST.	13:50 5:34
38	5271 Mike Gerald	JR FRESNO ST.	13:55 5:36
39	5309 Alex Ramirez	SO LONG BEACH CITY	13:56 5:37
40	5526 Jay Cadwell	FR SANTA CLARA	13:57 5:37
41	5620 Bryan Ugochukwu	FR TEXAS-SAN ANTONIO	14:00 5:38
42	5530 Vinod Kamath	FR SANTA CLARA	14:12 5:43
43	5308 Alex Fagundo	FR LONG BEACH CITY	14:18 5:45
44	5470 Joshua Courtney	SR SAN JOSE ST.	14:22 5:47
45	5313 Andrei Yahontov	SO LONG BEACH CITY	14:28 5:49

46	5545 Mikhail Osipov	SR SF ST.	14:42	5:55
47	5478 Tyler Hernandez	FR SANTA ANA COLLEGE	14:44	5:56
48	5454 Tom Kee	FR SAN DIEGO CC	14:44	5:56
49	5311 Josh Stockton	FR LONG BEACH CITY	14:50	5:59
50	5276 Jack Welter	FR FRESNO ST.	14:59	6:02
51	5482 Billy Mitchell	FR SANTA ANA COLLEGE	15:12	6:07
52	5366 Ryan Cramer	JR MENLO COLLEGE	15:29	6:14
53	5310 Pedro Rodriguez	FR LONG BEACH CITY	15:36	6:17
54	5456 George Tubon	SO SAN DIEGO CC	15:38	6:18
55	5372 Kyle Sattler	FR MENLO COLLEGE	15:50	6:23
56	5725 Matthew Domenech	FR USF	15:57	6:25
57	5373 Sean Weeks	FR MENLO COLLEGE	16:02	6:27
58	5368 Robert Davis	FR MENLO COLLEGE	16:14	6:32
59	5371 Mariano Sanchez	FR MENLO COLLEGE	16:27	6:37
60	5365 Chester Chow	FR MENLO COLLEGE	19:34	7:53

9/30/2006 5:27PM

Men's 4k Short Course Team Scoring

1. 15 STANFORD (12:27 62:14)

=====

1	1	5596 Alex Greenburg	FR 12:22
2	2	5591 Joaquin Chapa	JR 12:22
3	3	5592 Jacob Evans	SO 12:29
4	4	5600 Chris Mocko	SO 12:29
5	5	5590 Kevin Bickham	JR 12:32

2. 67 LOYOLA MARYMOUNT (13:27 67:11)

=====

1	7	5351 Cameron Pagett	FR 13:12
2	13	5349 Jordan Legan	FR 13:26
3	14	5354 Kacy Sommers	FR 13:28
4	16	5352 Alex Rendon	JR 13:32
5	17	5348 Andrew Hirning	FR 13:33
6	(20)	5345 Chris Eagan	FR 13:42

3. 83 FRESNO ST. (13:36 67:57)

1	8	5270 Brandon Geis	FR 13:17
2	10	5274 Frank Sanders	FR 13:20
3	18	5277 Allan Williams	SO 13:35
4	23	5273 Tony Rojas Jr.	FR 13:50
5	24	5271 Mike Gerald	JR 13:55
6	(31)	5276 Jack Welter	FR 14:59

4. 86 SF ST. (13:39 68:14)

1	6	5540 Josh Babiak	JR 12:41
2	12	5539 Jose Alvarez	SO 13:26
3	19	5543 Luis Cortes	SO 13:36
4	21	5542 Scott Clark	SO 13:49
5	28	5545 Mikhail Osipov	SR 14:42

5. 107 SANTA ANA COLLEGE (14:07 70:35)

1	9	5479 Cody Holton	SO 13:19
2	15	5474 Corey Brown	FR 13:31
3	22	5484 Humberto Romo	FR 13:49
4	29	5478 Tyler Hernandez	FR 14:44
5	32	5482 Billy Mitchell	FR 15:12

6. 119 LONG BEACH CITY (14:11 70:54)

=====

1	11	5312 Gabriel Vidal	FR 13:22
2	25	5309 Alex Ramirez	SO 13:56
3	26	5308 Alex Fagundo	FR 14:18
4	27	5313 Andrei Yahontov	SO 14:28
5	30	5311 Josh Stockton	FR 14:50
6	(34)	5310 Pedro Rodriguez	FR 15:36

7. 179 MENLO COLLEGE (16:01 80:02)

=====

1	33	5366 Ryan Cramer	JR 15:29
2	35	5372 Kyle Sattler	FR 15:50
3	36	5373 Sean Weeks	FR 16:02
4	37	5368 Robert Davis	FR 16:14
5	38	5371 Mariano Sanchez	FR 16:27
6	(39)	5365 Chester Chow	FR 19:34

STANFORD INV. Women's 6k Course Individuals

Place No.	Name	Yr University	Winv	Pace
-----------	------	---------------	------	------

=====

1	5581 Arianna Lambie	JR STANFORD	20:13	5:26
---	---------------------	-------------	-------	------

2	5588 Katy Trotter	SR STANFORD	20:19	5:27
3	5337 Laura Mickelson	JR LOYOLA MARYMOUNT	20:22	5:28
4	5587 Amanda Trotter	SR STANFORD	20:27	5:29
5	5634 Sara Mickelson	JR UC IRVINE	20:34	5:31
6	5636 Laura Olvera	SO UC IRVINE	20:35	5:32
7	5378 Timmie Murphy	SR NEW MEXICO	20:40	5:33
8	5578 Lindsay Flacks	SO STANFORD	20:41	5:33
9	5580 Katie Harrington	SO STANFORD	20:44	5:34
10	5579 Alicia Follmar	SO STANFORD	20:45	5:34
11	5318 Meredith Kramon	SR LONG BEACH ST.	20:52	5:36
12	5654 Kate Niehaus	UNATTACHED N12	20:52	5:36
13	5057 Rebecca Yau	JR CALIFORNIA	21:12	5:42
14	5283 Janee Jones	SO HARDING	21:17	5:43
15	5715 Justine Whipple	SR US NAVAL ACADEMY	21:18	5:43
16	5695 Michelle Garcia	UNATTACHED N7	21:26	5:45
17	5281 Vicky Echeverria	SR HARDING	21:28	5:46
18	5319 Ludi Valdez	SR LONG BEACH ST.	21:34	5:47
19	5316 Jenessa Botello	SR LONG BEACH ST.	21:36	5:48
20	5377 Leslie Luna	JR NEW MEXICO	21:38	5:48
21	5097 Mary Torres	SR CHICO ST.	21:38	5:49
22	5635 Marie Nguyen	JR UC IRVINE	21:43	5:50
23	5279 Savita Chelimo	JR HARDING	21:53	5:53
24	5421 Avery Kelly	SO REDLANDS	21:53	5:53

25	5331 Kristen Gonzalez	SR LOYOLA MARYMOUNT	21:56	5:53
26	5091 Sarah Montez	JR CHICO ST.	21:57	5:54
27	5052 Elizabeth Mayeda	SR CALIFORNIA	21:58	5:54
28	5171 Luz Valdez	SR CSU FULLERTON	21:58	5:54
29	5050 Alison Greggor	FR CALIFORNIA	22:00	5:54
30	5702 Emily Castro	SR US NAVAL ACADEMY	22:00	5:54
31	5093 Lindsay Nelson	JR CHICO ST.	22:01	5:55
32	5284 Kalina Szteyn	JR HARDING	22:03	5:55
33	5169 Juliane Masciana	JR CSU FULLERTON	22:06	5:56
34	5320 Kristina Wilson	SO LONG BEACH ST.	22:07	5:56
35	5379 Vanessa Ortiz	FR NEW MEXICO	22:08	5:56
36	5162 Andrea Aguilar	FR CSU FULLERTON	22:09	5:57
37	5430 Kristina Holtz	SO SACRAMENTO ST.	22:10	5:57
38	5164 Amanda Eichmann	SO CSU FULLERTON	22:11	5:57
39	5282 Jess Fisher	SR HARDING	22:16	5:59
40	5049 Bridget Duffy	SR CALIFORNIA	22:18	5:59
41	5633 Erinn Kim	JR UC IRVINE	22:18	5:59
42	5491 Christie Farson	SR SANTA BARBARA	22:22	6:00
43	5338 Brittany Rezowalli	JR LOYOLA MARYMOUNT	22:22	6:00
44	5488 Lisette Arellano	FR SANTA BARBARA	22:25	6:01
45	5709 Kyleigh Millhouse	JR US NAVAL ACADEMY	22:27	6:02
46	5315 Nicole Blalock	SR LONG BEACH ST.	22:28	6:02
47	5718 Alice Hobbs	FR USF	22:30	6:02

48	5632 Amber Gordon	JR UC IRVINE	22:31 6:03
49	5380 Melanie Velarde	JR NEW MEXICO	22:32 6:03
50	5699 Allison Barlow	SR US NAVAL ACADEMY	22:34 6:04
51	5638 Emily Romo	FR UC IRVINE	22:35 6:04
52	5314 Missy Barclay	FR LONG BEACH ST.	22:36 6:04
53	5243 Zinzi Evans	SR FRESNO ST.	22:39 6:05
54	5094 Julie Shaw	SO CHICO ST.	22:43 6:06
55	5707 Juliann Jordan	SR US NAVAL ACADEMY	22:43 6:06
56	5631 Elaine Gillespie	UC IRVINE	22:44 6:06
57	5183 Erin Frier	JR CSU STANISLAUS	22:45 6:06
58	5053 Beckie Palm	SO CALIFORNIA	22:47 6:07
59	5705 Maureen Dooley	SO US NAVAL ACADEMY	22:53 6:09
60	5629 Samantha Costantini	SO UC IRVINE	22:55 6:09
61	5328 Claudia Bishop	JR LOYOLA MARYMOUNT	22:55 6:09
62	5333 Melani Hom	SR LOYOLA MARYMOUNT	22:56 6:09
63	5090 Aisha Kamala	JR CHICO ST.	22:56 6:09
64	5376 Sheyenne Lewis	JR NEW MEXICO	22:57 6:10
65	5132 Evelyn Ross	SO CMS	22:57 6:10
66	5248 Jenny Hernandez	FR FRESNO ST.	22:59 6:10
67	5630 Megan Fairley	JR UC IRVINE	23:00 6:11
68	5433 Erin Wachter	SO SACRAMENTO ST.	23:02 6:11
69	5428 Kathryn Cunningham	FR SACRAMENTO ST.	23:07 6:12
70	5278 Mary Brown	SR HARDING	23:08 6:13

71	5317 Cheryl Bube	SO LONG BEACH ST.	23:09	6:13
72	5165 Erika Estrada	FR CSU FULLERTON	23:11	6:14
73	5489 Christine Bjelland	SO SANTA BARBARA	23:12	6:14
74	5700 Jade Baum	SR US NAVAL ACADEMY	23:13	6:14
75	5261 Roxanne Sellick	SO FRESNO ST.	23:14	6:14
76	5717 Meredith Degyansky	JR USF	23:14	6:14
77	5492 Stephanie Garcia	SO SANTA BARBARA	23:17	6:15
78	5098 Megan Williams	SO CHICO ST.	23:19	6:16
79	5419 Kelsey DeForge	SR REDLANDS	23:20	6:16
80	5184 Kelly Frier	SR CSU STANISLAUS	23:23	6:17
81	5163 Kirsten Drake	SO CSU FULLERTON	23:25	6:17
82	5721 Katie Matl	JR USF	23:27	6:18
83	5332 Annie Holden	FR LOYOLA MARYMOUNT	23:28	6:18
84	5429 Gracia Garcia	JR SACRAMENTO ST.	23:29	6:18
85	5254 Marissa McPhail	FR FRESNO ST.	23:30	6:19
86	5487 Nicole Anderson	FR SANTA BARBARA	23:32	6:19
87	5051 Pippa Macdonald	JR CALIFORNIA	23:33	6:19
88	5170 Danielle Posbic	FR CSU FULLERTON	23:34	6:20
89	5130 Katie Mouzakis	SR CMS	23:35	6:20
90	5054 Mackenzie Pierce	SO CALIFORNIA	23:35	6:20
91	5265 Patty Torres	JR FRESNO ST.	23:38	6:21
92	5732 Amanda Gillming	SO WILLIAM JESSUP	23:39	6:21
93	5128 Laurie Mittermiller	FR CMS	23:42	6:22

94	5189 Yazxiri Lopez	JR CSU STANISLAUS	23:50	6:24
95	5181 Danielle Ciraulo	SR CSU STANISLAUS	23:50	6:24
96	5089 Allison Ivie	FR CHICO ST.	23:50	6:24
97	5733 Sara Kelly	JR WILLIAM JESSUP	23:54	6:25
98	5280 Gosia Drazkowska	SO HARDING	23:55	6:25
99	5375 Roxann James	SR NEW MEXICO	23:56	6:26
100	5092 Dinora Moran	JR CHICO ST.	23:57	6:26
101	5434 Mary Wagner	FR SACRAMENTO ST.	23:59	6:26
102	5260 Marina Santana	JR FRESNO ST.	24:01	6:27
103	5431 Beatrica Mireles	JR SACRAMENTO ST.	24:08	6:29
104	5737 Carly Verboom	FR WILLIAM JESSUP	24:17	6:31
105	5238 Paloma Dominquez	SO FRESNO ST.	24:20	6:32
106	5422 Stephanie Mera	FR REDLANDS	24:23	6:33
107	5204 Leilani Ortiz	SR CSU-MB	24:28	6:34
108	5374 Rachelle Billie	FR NEW MEXICO	24:39	6:37
109	5125 Kana Imuta	SO CMS	24:49	6:40
110	5432 Brooklyn Solomon	SR SACRAMENTO ST.	24:59	6:42
111	5720 Ashton LeSieur	SO USF	25:13	6:46
112	5186 Marissa Hager	SO CSU STANISLAUS	25:18	6:47
113	5127 Cristina Masurat	SO CMS	25:18	6:48
114	5126 Rachael Martin	SO CMS	25:24	6:49
115	5418 Onesa Bowman	FR REDLANDS	25:25	6:49
116	5188 Catherine Jaureguy	SO CSU STANISLAUS	25:25	6:49

117 5187 Margarita Henriquez FR CSU STANISLAUS 25:32 6:51
 118 5129 Ariane Mohr-Felsen SO CMS 25:38 6:53
 119 5423 Nichole Turpin SR REDLANDS 25:41 6:54
 120 5205 Sydney Smith FR CSU-MB 26:46 7:11
 121 5202 Alisha Friel FR CSU-MB 32:19 8:40
 122 5734 Jillian Mourier FR WILLIAM JESSUP 32:43 8:47
 123 5201 Eliana Cortes FR CSU-MB 32:48 8:48
 124 5735 Ashlee Ragsdale JR WILLIAM JESSUP 33:35 9:01
 9/30/2006 5:57PM

 Women's 6k Invitational Team Scoring

1. 24 STANFORD (20:29 102:24)

=====

1 1 5581 Arianna Lambie JR 20:13
 2 2 5588 Katy Trotter SR 20:19
 3 4 5587 Amanda Trotter SR 20:27
 4 8 5578 Lindsay Flacks SO 20:41
 5 9 5580 Katie Harrington SO 20:44
 6 (10) 5579 Alicia Follmar SO 20:45

2. 115 UC IRVINE (21:33 107:41)

1 5 5634 Sara Mickelson JR 20:34
2 6 5636 Laura Olvera SO 20:35
3 20 5635 Marie Nguyen JR 21:43
4 39 5633 Erinn Kim JR 22:18
5 45 5632 Amber Gordon JR 22:31
6 (48) 5638 Emily Romo FR 22:35
7 (53) 5631 Elaine Gillespie 22:44

3. 116 HARDING (21:48 108:57)

1 13 5283 Janee Jones SO 21:17
2 15 5281 Vicky Echeverria SR 21:28
3 21 5279 Savita Chelimo JR 21:53
4 30 5284 Kalina Szteyn JR 22:03
5 37 5282 Jess Fisher SR 22:16
6 (65) 5278 Mary Brown SR 23:08
7 (91) 5280 Gosia Drazkowska SO 23:55

4. 120 LONG BEACH ST. (21:44 108:37)

1 11 5318 Meredith Kramon SR 20:52

- 2 16 5319 Ludi Valdez SR 21:34
- 3 17 5316 Jenessa Botello SR 21:36
- 4 32 5320 Kristina Wilson SO 22:07
- 5 44 5315 Nicole Blalock SR 22:28
- 6 (49) 5314 Missy Barclay FR 22:36
- 7 (66) 5317 Cheryl Bube SO 23:09

5. 157 CALIFORNIA (22:03 110:15)

- 1 12 5057 Rebecca Yau JR 21:12
- 2 25 5052 Elizabeth Mayeda SR 21:58
- 3 27 5050 Alison Greggor FR 22:00
- 4 38 5049 Bridget Duffy SR 22:18
- 5 55 5053 Beckie Palm SO 22:47
- 6 (80) 5051 Pippa Macdonald JR 23:33
- 7 (83) 5054 Mackenzie Pierce SO 23:35

6. 164 NEW MEXICO (21:59 109:55)

- 1 7 5378 Timmie Murphy SR 20:40
- 2 18 5377 Leslie Luna JR 21:38
- 3 33 5379 Vanessa Ortiz FR 22:08
- 4 46 5380 Melanie Velarde JR 22:32

- 5 60 5376 Sheyenne Lewis JR 22:57
- 6 (92) 5375 Roxann James SR 23:56
- 7 (99) 5374 Rachelle Billie FR 24:39

7. 182 LOYOLA MARYMOUNT (22:07 110:31)

- 1 3 5337 Laura Mickelson JR 20:22
- 2 23 5331 Kristen Gonzalez SR 21:56
- 3 41 5338 Brittany Rezowalli JR 22:22
- 4 57 5328 Claudia Bishop JR 22:55
- 5 58 5333 Melani Hom SR 22:56
- 6 (76) 5332 Annie Holden FR 23:28

7. 182 CHICO ST. (22:15 111:15)

- 1 19 5097 Mary Torres SR 21:38
- 2 24 5091 Sarah Montez JR 21:57
- 3 29 5093 Lindsay Nelson JR 22:01
- 4 51 5094 Julie Shaw SO 22:43
- 5 59 5090 Aisha Kamala JR 22:56
- 6 (72) 5098 Megan Williams SO 23:19
- 7 (89) 5089 Allison Ivie FR 23:50

9. 184 US NAVAL ACADEMY (22:13 111:02)

=====

- 1 14 5715 Justine Whipple SR 21:18
- 2 28 5702 Emily Castro SR 22:00
- 3 43 5709 Kyleigh Millhouse JR 22:27
- 4 47 5699 Allison Barlow SR 22:34
- 5 52 5707 Juliann Jordan SR 22:43
- 6 (56) 5705 Maureen Dooley SO 22:53
- 7 (69) 5700 Jade Baum SR 23:13

10. 194 CSU FULLERTON (22:19 111:35)

=====

- 1 26 5171 Luz Valdez SR 21:58
- 2 31 5169 Juliane Masciana JR 22:06
- 3 34 5162 Andrea Aguilar FR 22:09
- 4 36 5164 Amanda Eichmann SO 22:11
- 5 67 5165 Erika Estrada FR 23:11
- 6 (75) 5163 Kirsten Drake SO 23:25
- 7 (81) 5170 Danielle Posbic FR 23:34

11. 300 SANTA BARBARA (22:58 114:48)

=====

- 1 40 5491 Christie Farson SR 22:22

- 2 42 5488 Lisette Arellano FR 22:25
- 3 68 5489 Christine Bjelland SO 23:12
- 4 71 5492 Stephanie Garcia SO 23:17
- 5 79 5487 Nicole Anderson FR 23:32

12. 332 SACRAMENTO ST. (23:10 115:47)

- 1 35 5430 Kristina Holtz SO 22:10
- 2 63 5433 Erin Wachter SO 23:02
- 3 64 5428 Kathryn Cunningham FR 23:07
- 4 77 5429 Gracia Garcia JR 23:29
- 5 93 5434 Mary Wagner FR 23:59
- 6 (95) 5431 Beatrica Mireles JR 24:08
- 7 (101) 5432 Brooklyn Solomon SR 24:59

13. 344 FRESNO ST. (23:12 116:00)

- 1 50 5243 Zinzi Evans SR 22:39
- 2 62 5248 Jenny Hernandez FR 22:59
- 3 70 5261 Roxanne Sellick SO 23:14
- 4 78 5254 Marissa McPhail FR 23:30
- 5 84 5265 Patty Torres JR 23:38
- 6 (94) 5260 Marina Santana JR 24:01

7 (97) 5238 Paloma Dominquez SO 24:20

14. 405 CSU STANISLAUS (23:50 119:06)

1 54 5183 Erin Frier JR 22:45

2 74 5184 Kelly Frier SR 23:23

3 87 5189 Yazxiri Lopez JR 23:50

4 88 5181 Danielle Ciraulo SR 23:50

5 102 5186 Marissa Hager SO 25:18

6 (106) 5188 Catherine Jaureguy SO 25:25

7 (107) 5187 Margarita Henriquez FR 25:32

15. 407 REDLANDS (24:09 120:42)

1 22 5421 Avery Kelly SO 21:53

2 73 5419 Kelsey DeForge SR 23:20

3 98 5422 Stephanie Mera FR 24:23

4 105 5418 Onesa Bowman FR 25:25

5 109 5423 Nichole Turpin SR 25:41

16. 432 CMS (24:05 120:21)

1 61 5132 Evelyn Ross SO 22:57

- 2 82 5130 Katie Mouzakis SR 23:35
- 3 86 5128 Laurie Mittermiller FR 23:42
- 4 100 5125 Kana Imuta SO 24:49
- 5 103 5127 Cristina Masurat SO 25:18
- 6 (104) 5126 Rachael Martin SO 25:24
- 7 (108) 5129 Ariane Mohr-Felsen SO 25:38

17. 492 WILLIAM JESSUP (27:38 138:08)

=====

- 1 85 5732 Amanda Gillming SO 23:39
- 2 90 5733 Sara Kelly JR 23:54
- 3 96 5737 Carly Verboom FR 24:17
- 4 110 5734 Jillian Mourier FR 32:43
- 5 111 5735 Ashlee Ragsdale JR 33:35

STANFORD INV. Men's 8K Course Inv and non-Scoring

Combined

Place No. Name Yr University D M8kco Pace

=====

- 1 5589 Neftalem Araia JR STANFORD 1 23:31 4:44
- 2 5099 Scotty Bauhs JR CHICO ST. 2 23:36 4:45
- 3 5383 Jeremy Johnson JR NEW MEXICO 1 23:40 4:46
- 4 5496 Mike Chavez SR SANTA BARBARA 23:45 4:47

5	5601 Jonathan Pierce	SR STANFORD	1	23:46	4:47
6	5639 Ricky Barnes	SR UC IRVINE	1	23:47	4:48
7	5064 David Torrence	JR CALIFORNIA	1	23:49	4:48
8	5494 Chris Ashley	SR SANTA BARBARA		23:50	4:48
9	5599 Hari Mix	SO STANFORD	1	23:53	4:49
10	5498 Jd Krawczyk	SR SANTA BARBARA		23:55	4:49
11	5594 Jacob Gomez	SR STANFORD	1	23:56	4:49
12	5104 Charlie Serrano	SR CHICO ST.	2	23:56	4:49
13	5602 Russell Brown	SR STANFORD N1		23:57	4:49
14	5603 Hakon DeVries	SO STANFORD N2		24:01	4:50
15	5174 Jordan Horn	SR CSU FULLERTON	1	24:04	4:51
16	5500 Micah Tyhurst	JR SANTA BARBARA		24:05	4:51
17	5101 Kyle Ivie	JR CHICO ST.	2	24:10	4:52
18	5595 Brett Gotcher	SR STANFORD	1	24:12	4:53
19	5324 Wolhan Ovalle	SR LONG BEACH ST.	1	24:13	4:53
20	5668 Steven Duplinsky	UNATTACHED N25		24:14	4:53
21	5606 Forrest Tahdooahnippah	JR STANFORD N5		24:16	4:53
22	5061 Mark Matusak	SO CALIFORNIA	1	24:18	4:54
23	5384 Juan Ortega	SR NEW MEXICO	1	24:21	4:54
24	5495 Tim Aukshunas	JR SANTA BARBARA		24:23	4:55
25	5103 Antonio Miramontes	SR CHICO ST.	2	24:27	4:56
26	5224 Oscar Ogwaro	SO E. LOS ANGELES		24:30	4:56
27	5689 Ronald Tibaduiza	UNATTACHED N44		24:33	4:57

28	5059 Michael Coe	FR CALIFORNIA	1	24:34	4:57
29	5176 Damien Nieves	SR CSU FULLERTON	1	24:35	4:57
30	5641 Tim Hearst	SO UC IRVINE	1	24:38	4:58
31	5060 Yosef Ghebray	SO CALIFORNIA	1	24:38	4:58
32	5644 Nick Mosey	SO UC IRVINE	1	24:40	4:58
33	5497 Justin Coburn	SR SANTA BARBARA		24:42	4:59
34	5072 Steve Sodaro	FR CALIFORNIA N8		24:44	4:59
35	5100 Beau Bettinger	SR CHICO ST.	2	24:44	4:59
36	5045 Joe Gatel	FR CAL POLY SLO	1	24:45	4:59
37	5139 Dan Hayman	SR CMS	3	24:45	4:59
38	5645 Tom Whelan	SR UC IRVINE	1	24:46	4:59
39	5568 David Wambui	SO SIMON FRASER	N	24:46	4:59
40	5323 Dylan Jaedtke	SO LONG BEACH ST.	1	24:50	5:00
41	5382 Joe Garcia	JR NEW MEXICO	1	24:53	5:01
42	5499 Waleed Totari	SO SANTA BARBARA		24:55	5:01
43	5069 Micah Parker	SO CALIFORNIA N5		24:57	5:02
44	5047 Jeff Lease	SO CAL POLY SLO	1	24:57	5:02
45	5325 Eli Rodriquez	JR LONG BEACH ST.	1	24:58	5:02
46	5196 Bobby Olivera	JR CSU STANISLAUS	2	24:58	5:02
47	5643 John Kluve	SR UC IRVINE	1	24:59	5:02
48	5058 Chris Chavez	JR CALIFORNIA	1	25:01	5:02
49	5748 Scott Smith	SO UNA 17		25:01	5:02
50	5102 Rory Kuykendall	SR CHICO ST.	2	25:02	5:03

51	5068 Matt Miller	SO CALIFORNIA N4	25:02	5:03
52	5062 Alex McClary	SO CALIFORNIA	1 25:03	5:03
53	5669 Eric Giddings	SO UNATTACHED N26	25:03	5:03
54	5747 Daniel Cuevas	SO UNA 12	25:04	5:03
55	5105 Tim Tollefson	JR CHICO ST.	2 25:04	5:03
56	5441 Dominic Vogl	SO SACRAMENTO ST.	1 25:05	5:03
57	5511 Stewart Harwell	SR SANTA BARBARA N8	25:05	5:03
58	5562 Dylan Gant	JR SIMON FRASER	N 25:07	5:04
59	5350 Jonathan MacNeil	JR LOYOLA MARYMOUNT	1 25:07	5:04
60	5505 Art Avitia	SR SANTA BARBARA N2	25:08	5:04
61	5503 Mike Powers	JR SANTA BARBARA N11	25:12	5:04
62	5435 Daniel Carlson	SO SACRAMENTO ST.	1 25:13	5:05
63	5321 Jason Bruton	SR LONG BEACH ST.	1 25:13	5:05
64	5344 Nicholas Brennan	JR LOYOLA MARYMOUNT	1 25:13	5:05
65	5617 Benson Cheserek	SR TEXAS-SAN ANTONIO	1 25:15	5:05
66	5598 John McGuire	SO STANFORD	1 25:17	5:06
67	5111 Michael Wickman	FR CHICO ST. N14	25:17	5:06
68	5119 Eddie Serna	FR CHICO ST. N8	25:17	5:06
69	5642 Sky Johnston	SO UC IRVINE	1 25:20	5:06
70	5063 Andy McClary	SO CALIFORNIA	1 25:21	5:06
71	5326 Jesus Santana	SR LONG BEACH ST.	1 25:21	5:06
72	5116 Angel Marquez	SO CHICO ST. N5	25:22	5:07
73	5408 Michael Atwood	PACERS	N 25:22	5:07

74	5106 Nick Clinton	JR CHICO ST. N1	25:23	5:07
75	5502 Gabe Lopez	JR SANTA BARBARA N10	25:24	5:07
76	5616 Aaron Castro	SR TEXAS-SAN ANTONIO	1 25:24	5:07
77	5681 Stephen Pottey	JR UNATTACHED N37	25:26	5:07
78	5437 Jose (Palon Garcia	FR SACRAMENTO ST.	1 25:26	5:07
79	5299 Germain Ortiz	SR HAWAII-HILO	2 25:27	5:08
80	5071 Eric Tu	SO CALIFORNIA N7	25:28	5:08
81	5679 Manuel Mejia Jr	FR UNATTACHED N35	25:31	5:08
82	5327 Hudson Wilvers	JR LONG BEACH ST.	1 25:31	5:08
83	5745 Russ Pfaff	UNA 18	25:32	5:09
84	5412 Ben Mejia	PACERS	N 25:33	5:09
85	5687 Kyle Suarez	UNATTACHED N42	25:35	5:09
86	5048 Andy Wright	FR CAL POLY SLO	1 25:35	5:09
87	5143 Mike Van Antwerp	SO CMS	3 25:37	5:10
88	5509 Tetlo Emmen	SR SANTA BARBARA N6	25:39	5:10
89	5140 Brad Johnson	JR CMS	3 25:39	5:10
90	5385 Jason Petty	FR NEW MEXICO	1 25:40	5:10
91	5647 Matt Grilli	SR UC IRVINE N2	25:41	5:10
92	5322 Mario Cobian	JR LONG BEACH ST.	1 25:42	5:11
93	5172 Daniel Alvarez	SR CSU FULLERTON	1 25:42	5:11
94	5208 Omar Mendoza	JR CSU-MB	2 25:43	5:11
95	5112 Jeffrey Wilson	SO CHICO ST. N15	25:44	5:11
96	5114 Jordan Fairley	FR CHICO ST. N3	25:45	5:11

97	5269	Jesus Campos	JR UNA 21	1	25:46	5:11
98	5672	Julio Jimenez	FR UNATTACHED N29		25:48	5:12
99	5110	Thomas Whitcomb	FR CHICO ST. N13		25:49	5:12
100	5355	Trevor Wiseman	SO LOYOLA MARYMOUNT	1	25:49	5:12
101	5381	Chris Bratton	SR NEW MEXICO	1	25:50	5:12
102	5507	Jeff Campbell	SO SANTA BARBARA N4		25:51	5:12
103	5624	Chris Fuller	SO UC DAVIS	1	25:52	5:13
104	5107	Aaron Torres	SR CHICO ST. N10		25:52	5:13
105	5409	Scot Breithaupt	PACERS	N	25:53	5:13
106	5512	Jayson Hayes	FR SANTA BARBARA N9		25:53	5:13
107	5506	Dillon Brook	FR SANTA BARBARA N3		25:54	5:13
108	5138	Chris Gurney	SO CMS	3	25:55	5:13
109	5532	Danny Smith	FR SANTA CLARA	1	25:56	5:13
110	5741	Joe Kaufman	SR WILLIAM JESSUP	N	25:57	5:14
111	5640	Russell Bush	JR UC IRVINE	1	25:59	5:14
112	5439	Jason Sey	FR SACRAMENTO ST.	1	25:59	5:14
113	5619	Carlos Perez	JR TEXAS-SAN ANTONIO	1	25:59	5:14
114	5297	Garrett McAllister	FR HAWAII-HILO	2	26:00	5:14
115	5342	Reynaldo Barrera	SR LOYOLA MARYMOUNT	1	26:01	5:14
116	5671	Clinton Hayes	FR UNATTACHED N28		26:02	5:15
117	5007	Raymundo Castillo	SR ALLIANT	N	26:03	5:15
118	5426	Chris Smith	JR REDLANDS	3	26:04	5:15
119	5680	David Mosier	JR UNATTACHED N36		26:05	5:15

120	5118 Jordan Page	FR CHICO ST. N7	26:06	5:15
121	5685 Brendan Scanlon	UNATTACHED N40	26:06	5:15
122	5197 Martin Ramos	JR CSU STANISLAUS	2 26:09	5:16
123	5084 Peter Silverman	SR CHAPMAN	3 26:13	5:17
124	5504 Colton Tully-Doyle	FR SANTA BARBARA N12	26:16	5:17
125	5295 Joshua Enos	SO HAWAII-HILO	2 26:17	5:18
126	5387 Alex Willis	FR NEW MEXICO	1 26:17	5:18
127	5223 Francisco Garcia	E. LOS ANGELES	26:18	5:18
128	5194 Larry Blaylock	SR CSU STANISLAUS	2 26:19	5:18
129	5113 Alex Duenas	SO CHICO ST. N2	26:20	5:18
130	5353 Sean Sisk	SO LOYOLA MARYMOUNT	1 26:21	5:18
131	5438 Garrett Infausto	FR SACRAMENTO ST.	1 26:23	5:19
132	5178 David Soto	FR CSU FULLERTON	1 26:23	5:19
133	5386 Brain Vallie	FR NEW MEXICO	1 26:24	5:19
134	5508 Julian DeRubira	FR SANTA BARBARA N5	26:26	5:19
135	5195 Vicente Moreno	JR CSU STANISLAUS	2 26:27	5:20
136	5648 Colin Hacker	FR UC IRVINE N3	26:27	5:20
137	5141 Ethan Meyers	FR CMS	3 26:30	5:20
138	5561 Seth Fraser	SO SIMON FRASER	N 26:31	5:21
139	5346 Mo Elmi	JR LOYOLA MARYMOUNT	1 26:32	5:21
140	5180 Cory Vaselenko	JR CSU FULLERTON	1 26:33	5:21
141	5142 James Moore	SR CMS	3 26:34	5:21
142	5221 Sergio Lares	SO E. LOS ANGELES	26:38	5:22

143	5691 Alex Wolf-Root	FR UNATTACHED N46	26:38	5:22
144	5347 Drew Haberkorn	SR LOYOLA MARYMOUNT	1 26:39	5:22
145	5193 Ryon Lawson	FR CSU STANISLAUS	2 26:41	5:22
146	5137 Adam Coleman	JR CMS	3 26:42	5:23
147	5618 Eric Miller	JR TEXAS-SAN ANTONIO	1 26:46	5:24
148	5688 Tyson Teesdale	FR UNATTACHED N43	26:49	5:24
149	5510 Ben Fletcher	SO SANTA BARBARA N7	26:50	5:24
150	5210 Ernesto Rojas	SR CSU-MB	2 26:52	5:25
151	5525 Andy Backus	FR SANTA CLARA	1 26:53	5:25
152	5148 Reed Lyon	SR CMS N13	26:54	5:25
153	5191 Shane Brookshire	FR CSU STANISLAUS	2 26:56	5:25
154	5294 Stephano Barbis	FR HAWAII-HILO	2 26:59	5:26
155	5666 Alan Campos	FR UNATTACHED N23	27:00	5:26
156	5692 Raymond Wong	JR UNATTACHED N47	27:02	5:27
157	5682 Jonathan Rihel	UNATTACHED N38	27:02	5:27
158	5226 Mathew Wong	SO E. LOS ANGELES	27:04	5:27
159	5225 Patrick Valdez	SO E. LOS ANGELES	27:04	5:27
160	5667 Sean Cascarina	FR UNATTACHED N24	27:06	5:28
161	5199 Isaac Crawford	JR CSU STANISLAUS N2	27:08	5:28
162	5622 Corey Vargas	FR TEXAS-SAN ANTONIO	1 27:08	5:28
163	5159 Jamie Gunn	JR CMS N8	27:11	5:28
164	5192 Jon George	JR CSU STANISLAUS	2 27:12	5:29
165	5615 Larry Brooks	SR TEXAS-SAN ANTONIO	1 27:12	5:29

166	5160 Daniel Jensen	JR CMS N9	27:16 5:29
167	5560 Chad Fraser	SO SIMON FRASER	N 27:18 5:30
168	5155 Victor Camacho	SR CMS N4	27:19 5:30
169	5211 Eder Tostado	JR CSU-MB	2 27:20 5:30
170	5678 Fed Martinez	UNATTACHED N34	27:20 5:30
171	5175 Avo Nazarian	FR CSU FULLERTON	1 27:21 5:31
172	5665 Paul Broyer	SR UNATTACHED N22	27:23 5:31
173	5154 Kyle Block	FR CMS N3	27:29 5:32
174	5476 Ruben Gonzalez	FR SANTA ANA COLLEGE	J 27:34 5:33
175	5524 Nick Arcelona	SR SANTA CLARA	1 27:36 5:34
176	5690 Joseph Viglienzoni	FR UNATTACHED N45	27:41 5:34
177	5198 Jack Chandler	SR CSU STANISLAUS N1	27:44 5:35
178	5298 Evan Meza	JR HAWAII-HILO	2 27:49 5:36
179	5683 Jacob Rydman	SR UNATTACHED N39	27:54 5:37
180	5146 Alex Kurtis	FR CMS N11	27:56 5:38
181	5147 Matt Kurtis	FR CMS N12	27:57 5:38
182	5145 Jeff Jones	JR CMS N10	27:59 5:38
183	5531 John Laughlin	FR SANTA CLARA	1 28:00 5:38
184	5158 Daniel Garcia	FR CMS N7	28:01 5:38
185	5623 Ben DeLand	FR UC DAVIS	1 28:07 5:40
186	5425 Rey Ramirez	JR REDLANDS	3 28:13 5:41
187	5743 Kyle Stair	FR WILLIAM JESSUP	N 28:14 5:41
188	5563 Edward Hoey	JR SIMON FRASER	N 28:23 5:43

189	5480	Ruben Ibarra	FR SANTA ANA COLLEGE	J 28:23	5:43
190	5156	Nate Chenette	SR CMS N5	28:29	5:44
191	5149	Nik Miller	FR CMS N14	28:33	5:45
192	5144	David Abernethy	FR CMS N1	28:33	5:45
193	5200	Eric Rivera	JR CSU STANISLAUS N3	28:34	5:45
194	5675	Russell Koch	FR UNATTACHED N31	28:35	5:45
195	5564	Jaimie Millage	SO SIMON FRASER	N 28:36	5:46
196	5738	Jason Carwile	SO WILLIAM JESSUP	N 28:40	5:46
197	5220	Pedro Guzman	FR E. LOS ANGELES	28:46	5:48
198	5209	Eric Palmer	SR CSU-MB	2 28:47	5:48
199	5229	Jason Duarte	FR E. LOS ANGELES N3	28:49	5:48
200	5150	Mike Peel	SR CMS N15	28:53	5:49
201	5232	Annar Mecerdo	FR E. LOS ANGELES N6	29:03	5:51
202	5740	Tom Harrer	JR WILLIAM JESSUP	N 29:07	5:52
203	5082	Tyson League	FR CHAPMAN	3 29:21	5:55
204	5565	Stephen Nicol	FR SIMON FRASER	N 29:25	5:55
205	5086	Brian Thomas	SO CHAPMAN	3 29:27	5:56
206	5152	Kyle Zarzana	SR CMS N17	29:28	5:56
207	5549	Tyler Beebe	FR SHASTA XC CLUB	C 29:32	5:57
208	5485	Armando Torres	FR SANTA ANA COLLEGE	J 29:39	5:58
209	5486	Jose Torres	FR SANTA ANA COLLEGE	J 29:40	5:58
210	5207	Sergio Barajas	JR CSU-MB	2 29:43	5:59
211	5427	Jeff West	FR REDLANDS	3 29:45	6:00

212	5080	Jeff Black	FR CHAPMAN	3	29:50	6:00
213	5742	Darem Morency	FR WILLIAM JESSUP	N	29:51	6:01
214	5293	Alec Adams	FR HAWAII-HILO	2	29:59	6:02
215	5222	Art Martinez	FR E. LOS ANGELES		30:19	6:06
216	5085	Justin Thibault	SO CHAPMAN	3	30:27	6:08
217	5424	Sean Guthrie	SR REDLANDS	3	30:35	6:10
218	5410	Emesh Fernando	PACERS	N	30:38	6:10
219	5081	Andrew Clarke	JR CHAPMAN	3	31:43	6:23
220	5206	Mike Andonian	SO CSU-MB	2	32:25	6:32
221	5231	Rueben Garcia	FR E. LOS ANGELES N5		32:54	6:38
222	5233	Chris Perez	FR E. LOS ANGELES N7		33:03	6:39

9/30/2006 6:40PM

Men's 8k Combined Race Invitational Team Scoring

1. 42 STANFORD (23:52 119:18)

=====

1	1	5589 Neftalem Araia	JR 1 23:31
2	5	5601 Jonathan Pierce	SR 1 23:46
3	9	5599 Hari Mix	SO 1 23:53
4	11	5594 Jacob Gomez	SR 1 23:56
5	16	5595 Brett Gotcher	SR 1 24:12
6	(50)	5598 John McGuire	SO 1 25:17

2. 56 SANTA BARBARA (24:00 119:58)

=====

1	4	5496 Mike Chavez	SR 23:45
2	8	5494 Chris Ashley	SR 23:50
3	10	5498 Jd Krawczyck	SR 23:55
4	14	5500 Micah Tyhurst	JR 24:05
5	20	5495 Tim Aukshunas	JR 24:23
6	(28)	5497 Justin Coburn	SR 24:42
7	(35)	5499 Waleed Totari	SO 24:55

3. 79 CHICO ST. (24:11 120:53)

1 2 5099 Scotty Bauhs JR 2 23:36

2 12 5104 Charlie Serrano SR 2 23:56

3 15 5101 Kyle Ivie JR 2 24:10

4 21 5103 Antonio Miramontes SR 2 24:27

5 29 5100 Beau Bettinger SR 2 24:44

6 (40) 5102 Rory Kuykendall SR 2 25:02

7 (42) 5105 Tim Tollefson JR 2 25:04

4. 113 CALIFORNIA (24:28 122:20)

1 7 5064 David Torrence JR 1 23:49

2 18 5061 Mark Matusak SO 1 24:18

3 23 5059 Michael Coe FR 1 24:34

4 26 5060 Yosef Ghebray SO 1 24:38

5 39 5058 Chris Chavez JR 1 25:01

6 (41) 5062 Alex McClary SO 1 25:03

7 (52) 5063 Andy McClary SO 1 25:21

5. 127 UC IRVINE (24:34 122:50)

- 1 6 5639 Ricky Barnes SR 1 23:47
- 2 25 5641 Tim Hearst SO 1 24:38
- 3 27 5644 Nick Mosey SO 1 24:40
- 4 31 5645 Tom Whelan SR 1 24:46
- 5 38 5643 John Kluve SR 1 24:59
- 6 (51) 5642 Sky Johnston SO 1 25:20
- 7 (68) 5640 Russell Bush JR 1 25:59

6. 181 NEW MEXICO (24:53 124:24)

- 1 3 5383 Jeremy Johnson JR 1 23:40
- 2 19 5384 Juan Ortega SR 1 24:21
- 3 34 5382 Joe Garcia JR 1 24:53
- 4 60 5385 Jason Petty FR 1 25:40
- 5 65 5381 Chris Bratton SR 1 25:50
- 6 (76) 5387 Alex Willis FR 1 26:17
- 7 (82) 5386 Brain Vallie FR 1 26:24

7. 186 LONG BEACH ST. (24:55 124:35)

- 1 17 5324 Wolhan Ovalle SR 1 24:13
- 2 33 5323 Dylan Jaedtke SO 1 24:50
- 3 36 5325 Eli Rodriguez JR 1 24:58

- 4 47 5321 Jason Bruton SR 1 25:13
5 53 5326 Jesus Santana SR 1 25:21
6 (57) 5327 Hudson Wilvers JR 1 25:31
7 (61) 5322 Mario Cobian JR 1 25:42
8. 267 CSU FULLERTON (25:28 127:17)
-

- 1 13 5174 Jordan Horn SR 1 24:04
2 24 5176 Damien Nieves SR 1 24:35
3 62 5172 Daniel Alvarez SR 1 25:42
4 81 5178 David Soto FR 1 26:23
5 87 5180 Cory Vaselenko JR 1 26:33
6 (104) 5175 Avo Nazarian FR 1 27:21

9. 293 SACRAMENTO ST. (25:38 128:06)
-

- 1 43 5441 Dominic Vogl SO 1 25:05
2 46 5435 Daniel Carlson SO 1 25:13
3 55 5437 Jose (Palon Garcia FR 1 25:26
4 69 5439 Jason Sey FR 1 25:59
5 80 5438 Garrett Infausto FR 1 26:23

10. 297 CMS (25:42 128:26)

-
-
- 1 30 5139 Dan Hayman SR 3 24:45
 - 2 58 5143 Mike Van Antwerp SO 3 25:37
 - 3 59 5140 Brad Johnson JR 3 25:39
 - 4 66 5138 Chris Gurney SO 3 25:55
 - 5 84 5141 Ethan Meyers FR 3 26:30
 - 6 (88) 5142 James Moore SR 3 26:34
 - 7 (92) 5137 Adam Coleman JR 3 26:42

11. 308 LOYOLA MARYMOUNT (25:43 128:31)

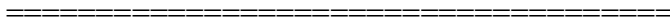
-
-
- 1 45 5350 Jonathan MacNeil JR 1 25:07
 - 2 48 5344 Nicholas Brennan JR 1 25:13
 - 3 64 5355 Trevor Wiseman SO 1 25:49
 - 4 72 5342 Reynaldo Barrera SR 1 26:01
 - 5 79 5353 Sean Sisk SO 1 26:21
 - 6 (86) 5346 Mo Elmi JR 1 26:32
 - 7 (90) 5347 Drew Haberkorn SR 1 26:39

12. 362 CSU STANISLAUS (26:07 130:34)

-
-
- 1 37 5196 Bobby Olivera JR 2 24:58
 - 2 73 5197 Martin Ramos JR 2 26:09

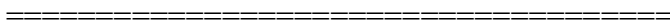
- 3 78 5194 Larry Blaylock SR 2 26:19
- 4 83 5195 Vicente Moreno JR 2 26:27
- 5 91 5193 Ryon Lawson FR 2 26:41
- 6 (95) 5191 Shane Brookshire FR 2 26:56
- 7 (100) 5192 Jon George JR 2 27:12

13. 365 TEXAS-SAN ANTONIO (26:07 130:32)



- 1 49 5617 Benson Cheserek SR 1 25:15
- 2 54 5616 Aaron Castro SR 1 25:24
- 3 70 5619 Carlos Perez JR 1 25:59
- 4 93 5618 Eric Miller JR 1 26:46
- 5 99 5622 Corey Vargas FR 1 27:08
- 6 (101) 5615 Larry Brooks SR 1 27:12

14. 370 SIMON FRASER (26:25 132:05)



- 1 32 5568 David Wambui SO N 24:46
- 2 44 5562 Dylan Gant JR N 25:07
- 3 85 5561 Seth Fraser SO N 26:31
- 4 102 5560 Chad Fraser SO N 27:18
- 5 107 5563 Edward Hoey JR N 28:23
- 6 (108) 5564 Jaimie Millage SO N 28:36

7 (114) 5565 Stephen Nicol FR N 29:25

15. 383 E. LOS ANGELES (26:19 131:34)

1 22 5224 Oscar Ogwaro SO 24:30

2 77 5223 Francisco Garcia 26:18

3 89 5221 Sergio Lares SO 26:38

4 97 5226 Mathew Wong SO 27:04

5 98 5225 Patrick Valdez SO 27:04

6 (110) 5220 Pedro Guzman FR 28:46

7 (120) 5222 Art Martinez FR 30:19

16. 403 HAWAII-HILO (26:31 132:32)

1 56 5299 Germain Ortiz SR 2 25:27

2 71 5297 Garrett McAllister FR 2 26:00

3 75 5295 Joshua Enos SO 2 26:17

4 96 5294 Stephano Barbis FR 2 26:59

5 105 5298 Evan Meza JR 2 27:49

6 (119) 5293 Alec Adams FR 2 29:59

17. 487 CSU-MB (27:41 138:25)

- 1 63 5208 Omar Mendoza JR 2 25:43
- 2 94 5210 Ernesto Rojas SR 2 26:52
- 3 103 5211 Eder Tostado JR 2 27:20
- 4 111 5209 Eric Palmer SR 2 28:47
- 5 116 5207 Sergio Barajas JR 2 29:43
- 6 (123) 5206 Mike Andonian SO 2 32:25

18. 512 WILLIAM JESSUP (28:22 141:49)

- 1 67 5741 Joe Kaufman SR N 25:57
- 2 106 5743 Kyle Stair FR N 28:14
- 3 109 5738 Jason Carwile SO N 28:40
- 4 112 5740 Tom Harrer JR N 29:07
- 5 118 5742 Darem Morency FR N 29:51

19. 540 CHAPMAN (29:04 145:18)

- 1 74 5084 Peter Silverman SR 3 26:13
- 2 113 5082 Tyson League FR 3 29:21
- 3 115 5086 Brian Thomas SO 3 29:27
- 4 117 5080 Jeff Black FR 3 29:50
- 5 121 5085 Justin Thibault SO 3 30:27
- 6 (122) 5081 Andrew Clarke JR 3 31:43