

POINTS SCORED

Player	Games	Points	Avg.	Years
1. Jim McCoy '92	126	2374	18.8	1988-92
2. Monty Mack '01	123	2183	17.7	1997-01
3. Lou Roe '95	134	1905	14.2	1991-95
4. Lorenzo Sutton '88	110	1731	15.7	1984-88
5. Tony Barbee '93	126	1643	13.0	1989-93
6. Donald Russell '85	110	1558	14.2	1981-85
7. Harper Williams '93	119	1534	12.9	1989-93
8. Mike Pyatt '78	105	1503	14.6	1974-78
9. Horace Neysmith '85	111	1428	13.5	1981-85
10. Edwin Green '84	111	1393	12.5	1980-84

SCORING AVERAGE

Player	Games	Points	Avg.	Years
1. Julius Erving '72	52	1370	26.3	1969-71
2. Clarence Hill '66	69	1369	19.8	1962-66
3. Jim McCoy '92	126	2374	18.8	1988-92
4. Bill Prevey '52	47	838	17.8	1949-52
5. Monty Mack '01	123	2183	17.7	1997-01
6. Billy Tindall '68	74	1277	17.3	1965-68
7. George Burke '56	47	805	17.1	1954-56
8. Doug Grutchfield '61	74	1257	17.0	1958-61
9. Ray Ellerbrook '70	74	1224	16.5	1967-70
10. Rodger Twitchell '64	70	1151	16.4	1961-64

FIELD GOALS MADE


Player	FG	FGA	Pct.	Years
1. Jim McCoy '92	876	2013	.435	1988-92
2. Monty Mack '01	766	1888	.406	1997-01
3. Lorenzo Sutton '88	683	1518	.450	1984-88
4. Mike Pyatt '78	663	1318	.503	1974-78
5. Lou Roe '95	661	1249	.529	1991-95
6. Edwin Green '84	580	1145	.507	1980-84
7. Clarence Hill '66	565	1284	.440	1962-66
8. Harper Williams '93	554	1080	.513	1989-93
9. Donald Russell '85	541	1272	.425	1981-85
10. Marcus Camby '97	539	1076	.501	1993-96

FIELD GOALS ATTEMPTED

Player	FG	FGA	Pct.	Years
1. Jim McCoy '92	876	2013	.435	1988-92
2. Monty Mack '01	766	1888	.406	1997-01
3. Lorenzo Sutton '88	683	1518	.450	1984-88
4. Mike Pyatt '78	663	1318	.503	1974-78
5. Clarence Hill '66	565	1284	.440	1962-66
6. Donald Russell '85	541	1272	.425	1981-85
7. Lou Roe '95	661	1249	.529	1991-95
8. Tony Barbee '93	525	1244	.422	1989-93
9. Doug Grutchfield '61	520	1207	.431	1958-61
10. Ray Ellerbrook '70	516	1156	.446	1967-70

FIELD GOAL PERCENTAGE *

Player	FG	FGA	Pct.	Years
1. Will Herndon '92	467	723	.646	1988-92
2. Mark Haymore '79	353	619	.570	1977-79
3. Al Skinner '74	479	860	.557	1971-74
4. Lou Roe '95	661	1249	.529	1991-95
5. Kitwana Rhymer '02	310	590	.525	1998-02
6. Mark Donoghue '77	324	625	.518	1975-77
7. Jim Town '77	521	1008	.517	1974-77
8. Harper Williams '93	554	1080	.513	1989-93
9. Horace Neysmith '85	524	1029	.509	1981-85
10. Edwin Green '84	580	1145	.507	1980-84



Julius Erving averaged 26.3 points per game during his UMass career.

THREE-POINT FIELD GOALS MADE

Player	3FG	3FGA	Pct.	Years
1. Monty Mack '01	331	910	.364	1997-01
2. Carmelo Travieso '97	245	666	.368	1993-97
3. Rafer Giles '91	221	592	.373	1987-91
4. Lorenzo Sutton '88	178	424	.420	1984-88
5. Anthony Anderson '04	145	372	.390	2001-03
6. Derek Kellogg '95	138	362	.381	1991-95
7. Edgar Padilla '97	136	431	.316	1993-97
8. Mike Williams '95	123	406	.303	1991-95
9. Tony Barbee '93	116	341	.340	1989-93
10. Charlton Clarke '99	113	339	.333	1995-99

THREE-POINT FIELD GOALS ATTEMPTED

Player	3FG	3FGA	Pct.	Years
1. Monty Mack '01	331	910	.364	1997-01
2. Carmelo Travieso '97	245	666	.368	1993-97
3. Rafer Giles '91	221	592	.373	1987-91
4. Edgar Padilla '97	136	431	.316	1993-97
5. Lorenzo Sutton '88	178	424	.420	1984-88
6. Mike Williams '95	123	406	.303	1991-95
7. Anthony Anderson '04	145	372	.390	2001-03
8. Derek Kellogg '95	138	362	.381	1991-95
9. Tony Barbee '93	116	341	.340	1989-93
10. Charlton Clarke '99	113	339	.333	1995-99

CAREER RECORDS

THREE-POINT FIELD GOAL PERCENTAGE *

Player	3FG	3FGA	Pct.	Years
1. Carl Smith '87	54	122	.443	1983-87
2. Anton Brown '92	92	218	.422	1988-92
3. Lorenzo Sutton '88	178	424	.420	1984-88
4. Jerome Malloy '95	86	215	.400	1991-95
5. Anthony Anderson '04	145	372	.390	2001-03
6. Jonathan DePina '01	56	146	.384	1997-01
7. Derek Kellogg '95	138	362	.381	1991-95
8. Rafer Giles '91	221	592	.373	1987-91
9. Carmelo Travieso '97	245	666	.368	1993-97
10. Monty Mack '01	331	910	.364	1997-01

FREE THROWS MADE

Player	FT	FTA	Pct.	Years
1. Lou Roe '95	578	838	.690	1991-95
2. Jim McCoy '92	575	810	.710	1988-92
3. Tony Barbee '93	477	657	.726	1989-93
4. Donald Russell '85	458	617	.742	1981-85
5. Harper Williams '93	424	602	.704	1989-93
6. Horace Neysmith '85	379	665	.570	1981-85
7. Julius Erving '72	322	436	.739	1969-71
8. Monty Mack '01	320	404	.792	1997-01
9. Marcus Camby '97	308	466	.661	1993-96
10. Jack Foley '57	291	394	.739	1954-57

FREE THROWS ATTEMPTED


Player	FT	FTA	Pct.	Years
1. Lou Roe '95	578	838	.690	1991-95
2. Jim McCoy '92	575	810	.710	1988-92
3. Horace Neysmith '85	379	665	.570	1981-85
4. Tony Barbee '93	477	657	.726	1989-93
5. Donald Russell '85	458	617	.742	1981-85
6. Harper Williams '93	424	602	.704	1989-93
7. Dana Dingle '96	277	478	.579	1992-96
8. Marcus Camby '97	308	466	.661	1993-96
9. Billy Tindall '68	285	449	.635	1965-68
10. Julius Erving '72	322	436	.739	1969-71

FREE THROW PERCENTAGE *

Player	FT	FTA	Pct.	Years
1. John Hempel '86	175	217	.806	1982-84
2. Monty Mack '01	320	404	.792	1997-01
3. Bob Eichorn '60	228	288	.792	1957-60
4. Bill Endicott '75	156	198	.788	1972-75
5. Derick Claiborne '78	173	220	.786	1974-78
6. Mike Pagliara '72	146	187	.781	1969-72
7. John Betancourt '72	161	207	.778	1969-72
8. Anton Brown '92	191	248	.770	1988-92
9. Carl Smith '87	268	348	.770	1983-87
10. Rafer Giles '91	172	224	.768	1987-91

REBOUNDS

Player	Games	Rebs	Avg.	Years
1. Lou Roe '95	134	1070	8.0	1991-95
2. Julius Erving '72	52	1049	20.2	1969-71
3. Horace Neysmith '85	111	935	8.4	1981-85
4. Tim Edwards '67	72	903	12.5	1963-67
5. Jim Town '77	83	879	10.6	1974-77
6. Tyrone Weeks '97	125	858	6.9	1994-98
7. Harper Williams '93	119	854	7.2	1989-93
8. Billy Tindall '68	74	837	11.3	1965-68
9. Charlie O'Rourke '65	72	822	11.4	1962-65
10. Dana Dingle '96	137	791	5.8	1992-96



Carmelo Travieso ranks second all-time at UMass in three-point field goals made (245) and attempted (666), and stands ninth in three-point percentage (.368).

REBOUNTING AVERAGE

Player	Games	Rebs	Avg.	Years
1. Julius Erving '72	52	1049	20.2	1969-71
2. Tim Edwards '67	72	903	12.5	1963-67
3. Charlie O'Rourke '65	72	822	11.4	1962-65
4. Billy Tindall '68	74	837	11.3	1965-68
5. Rodger Twitchell '64	70	766	10.9	1961-64
6. Jim Town '77	83	879	10.6	1974-77
7. Doug Grutchfield '61	74	782	10.6	1958-61
8. Kirk Leslie '62	61	639	10.5	1959-62
9. Paul Aho '56	67	640	9.6	1953-56
10. Al Skinner '74	79	749	9.5	1971-74

ASSISTS

Player	Games	Assists	Avg.	Years
1. Carl Smith '87	112	633	5.7	1983-87
2. Edgar Padilla '97	135	597	4.4	1993-97
3. Alex Eldridge '78	102	518	5.1	1974-78
4. Derek Kellogg '95	120	453	3.8	1991-95
5. Joe DiSarcina '69	64	431	6.7	1966-69
6. Anton Brown '92	109	417	3.8	1988-92
7. Charlton Clarke '99	117	350	3.0	1995-99
8. Rick Pitino '74	63	329	5.2	1971-74
9. Al Skinner '74	79	320	4.1	1971-74
10. Shannon Crooks '02	92	310	3.4	1999-02

STEALS

Player	Games	Steals	Avg.	Years
1. Edgar Padilla '97	135	249	1.8	1993-97
2. Monty Mack '01	123	154	1.3	1997-01
3. Mike Williams '95	109	145	1.3	1991-95
4. Shannon Crooks '02	92	142	1.5	1999-02
Donald Russell '85	110	142	1.3	1981-85
6. Jim McCoy '92	126	141	1.1	1988-92
7. Carl Smith '87	112	139	1.2	1983-87
8. Will Herndon '92	93	137	1.5	1989-92
9. Anton Brown '92	109	135	1.2	1988-92
Tony Barbee '93	126	135	1.1	1989-93

BLOCKED SHOTS


Player	Games	Blocks	Avg.	Years
1. Marcus Camby '97	92	336	3.7	1993-96
2. Harper Williams '93	119	222	1.9	1989-93
3. Lari Ketner '99	94	204	2.2	1996-99
4. Edwin Green '84	111	190	1.7	1980-84
5. Kitwana Rhymer '02	121	184	1.5	1998-02
6. Will Herndon '92	93	128	1.4	1989-92
7. Lou Roe '95	134	121	0.9	1991-95
8. Donta Bright '96	106	93	0.9	1993-96
9. Duane Chase '89	86	91	1.1	1985-89
10. Micah Brand '03	113	90	0.8	1999-03

GAMES PLAYED

Player	Games	Years
1. Dana Dingle '96	137	1992-96
2. Edgar Padilla '97	135	1993-97
3. Lou Roe '95	134	1991-95
4. Carmelo Travieso '97	130	1993-97
5. Jim McCoy '92	126	1988-92
Tony Barbee '93	126	1989-93
7. Tyrone Weeks '97	125	1994-98
8. Monty Mack '01	123	1997-01
9. Winston Smith '01	121	1996-01
Jonathan DePina '01	121	1997-01
Kitwana Rhymer '02	121	1998-02

GAMES STARTED

Player	Games	Years
1. Jim McCoy '92	121	1988-92
2. Monty Mack '01	119	1997-01
3. Tony Barbee '93	118	1989-93
4. Carl Smith '87	112	1983-87
5. Harper Williams '93	111	1989-93
6. Edwin Green '84	110	1980-84
Horace Neysmith '85	110	1981-85
8. Donald Russell '85	107	1981-85
Dana Dingle '96	107	1992-96
10. Lorenzo Sutton '88	102	1984-88



Dana Dingle played in a school record 137 games over the course of his UMass career, the highest total for any player in Atlantic 10 Conference history.

MINUTES PLAYED

Player	Games	Min	Avg.	Years
1. Monty Mack '01	123	4391	35.7	1997-01
2. Jim McCoy '92	126	4180	33.2	1988-92
3. Carl Smith '87	112	3952	35.3	1983-87
4. Lou Roe '95	134	3738	27.9	1991-95
5. Horace Neysmith '85	111	3694	33.3	1981-85
6. Tony Barbee '93	126	3692	29.3	1989-93
7. Dana Dingle '96	137	3690	26.9	1992-96
8. Donald Russell '85	110	3632	33.0	1981-85
9. Edwin Green '84	111	3627	32.7	1980-84
10. Lorenzo Sutton '88	110	3609	32.8	1984-88

Active players listed in *bold italics*.

* Minimum 500 attempts for field goals, 45 made for three-point field goals and 150 attempts for free throws.