

# THE HISTORY OF CAROLINA SOCCER

The University of North Carolina men's soccer program has written a long and successful story for itself, heading into the 2001 campaign having had just one losing season in the last 43 years.

With nine trips to the NCAA Tournament, the soccer program at Carolina has established itself as one of the finest in the Atlantic Coast Conference and the nation. Elmar Bolowich is just the fourth head coach in school history in 1989 and has extended the rich history of Tar Heel men's soccer over the past 12 seasons.

## TRADITION OF EXCELLENCE BEGINS WITH ALLEN

Bolowich took over after 12 successful seasons spearheaded by the coaching of Anson Dorrance, a former star player for the Tar Heels, who continues to direct the Carolina women's program to what is now legendary success each fall. Dorrance's men's teams went 172-65-21 from 1977 through 1988, a winning percentage of .708, the best of any coach in Carolina men's soccer history. He retired from men's coaching just two victories shy of becoming the University's all-time leader in coaching victories in the sport.

That distinction still belongs to Dorrance's mentor in the sport, Dr. Marvin Allen, the guiding force behind the founding of the soccer program at Carolina and its head coach for 28 seasons spanning four decades.

Dr. Allen, who also taught in the physical education department at Carolina, scored the first goal for Carolina's club soccer team when it was founded in the 1930s. In 1947, the University elevated the sport of men's soccer to varsity status and Allen, in a most natural decision, was named the team's first head coach. It was a decision by Athletic Director Bob Fetzter that bore fruit for years to come.

Allen coached the Tar Heels for 28 seasons in the period from 1947 until his retirement after the 1976 season. Allen missed the 1951 and 1952 seasons when he was on active duty with the United States Armed Forces in the Korean War and the team was coached on an interim basis during those two years by Alan Moore.



The founder of the Carolina soccer program, Dr. Marvin Allen led Tar Heel teams to a 174-81-23 record in his 28 seasons as head coach.

In 28 campaigns, Allen's teams combined for a record of 174-81-23, a winning percentage of .667. Allen's 1948 team won the Southern Conference title, the first of three league crowns won by UNC in its soccer history. Beginning in 1953, Carolina teams started competing in the Atlantic Coast Conference and compiled a record of 54-41-16 under Allen's leadership.

In 1966, Carolina won the first of its three Atlantic Coast Conference men's soccer championships, sharing the championship with Maryland as both teams posted 3-1 loop records. Two years later, in 1968, North Carolina earned the first of its nine bids to the NCAA Tournament, losing its first-round match to Michigan State 5-0 in Chapel Hill. The Spartans went on that year to share the NCAA championship with Maryland.

## DORRANCE TAKES OVER

Prior to Allen's last season at the helm of the Tar Heel program in 1976, Dorrance was named designated head men's soccer coach at the University, assisting Allen during his last year before taking over the head duties in 1977. It was a wise choice by Tar Heel Athletic Director Bill Cobey.

Under the direction of both Dorrance and Bolowich, the Tar Heels have established themselves as a force to be heard from in the Atlantic Coast Conference and on the national soccer scene. In addition, competing in the Atlantic Coast Conference, the nation's toughest top-to-bottom collegiate soccer league, has helped give the Tar Heel program a high visibility.

Dorrance had some outstanding teams in his early years at Carolina. His 1977, 1978 and 1979 teams all finished second in the ACC while posting overall records of 14-3-1, 12-3-4 and 16-3-5, respectively. The 1981 team finished 15-6 overall and scored a shocking 1-0 overtime upset victory over Clemson in Chapel Hill, the first win for Carolina over the Tigers in 12 years. Freshman Kenny West scored an overtime goal for Carolina that day at Fetzter Field which gave UNC its first win over I.M.

Ibrahim's powerhouse team since 1969.

In 1983, the Tar Heels finished the season with a brilliant 16-3-2 record but were snubbed by the NCAA selection committee when it passed out post-season bids. That slight even occurred after Carolina upset No. 1-ranked and undefeated Duke 2-1 in overtime in the final match of the regular season before a large crowd at Fetzter Field. Mark Devey scored an unassisted overtime goal to give the Tar Heels the win over the Blue Devils.

The breakthrough year for the Tar Heels under Dorrance proved to be 1987. Led by All-America defender David Smyth, the Tar Heels stunned the ACC by winning only their second conference title in history. The Tar Heels accomplished that feat by winning the championship of the inaugural ACC Men's Soccer Tournament, which was played that year before capacity crowds at Duke University. UNC used that tournament championship as a springboard to future success and advanced all the way to the NCAA Tournament Final Four, while



In 1951, Eddie Foy became the second All-America in Carolina history.

## CAROLINA'S TOP-25 NATIONAL FINISHES

### NSCAA (coaches' poll)

|      |      |
|------|------|
| 1983 | 20th |
| 1987 | 8th  |
| 1988 | 18th |
| 1991 | 20th |
| 1993 | 17th |
| 2000 | 5th  |

### Soccer America

|      |      |
|------|------|
| 1983 | 19th |
| 1987 | 6th  |
| 1988 | 14th |
| 1990 | 13th |
| 1991 | 14th |
| 1993 | 14th |
| 1994 | 11th |
| 2000 | 1st  |



The 1947 Carolina soccer team, seen here at Fetzer Field, was the first varsity squad in program history. Marvin Allen led the Tar Heels to a 6-3 record that season.

recording 20 victories during the season.

Carolina had finished fourth that year in the ACC regular-season standings with a 3-3 record, but the Heels defeated fifth-seeded Clemson 2-1 in overtime and top-seeded Virginia 3-0 in the first two rounds of the ACC Tournament. Carolina then came back from a 3-1 second-half deficit to knock off N.C. State 4-3 in the finals of the tournament. Smyth scored the tying goal for UNC with 4:37 left in regulation and then tournament most valuable player Derek Missimo, a freshman, scored the winning goal in overtime.

Advancing to NCAA Tournament play for only the second time in school history, the 1987 team had to win three consecutive games on the road to advance to the Final Four, blanking Duke 2-0, edging South Carolina 2-1 on sudden death penalty kicks and beating Loyola of Maryland 1-0 on yet another Missimo goal. The Final Four was awarded to Clemson by the NCAA committee. The Tigers defeated Carolina, 4-1, in the semifinals and then going on to beat San Diego State for the national championship.

Carolina suffered massive graduation losses off that 1987 team and, despite a pre-season No. 1 ranking, started the following season in a sluggish manner. After 11 matches, Carolina found itself with a disappointing 4-6-1 ledger. But the Tar Heels ran off a seven-match winning streak to put themselves in contention for an NCAA Tournament bid. For the second straight year, UNC played well in the ACC Tournament, upsetting host Clemson 2-1 in the first round. That marked Carolina's first victory



Billy Hartman helped lead the Tar Heels to 54 wins from 1981-84, including a 16-3-2 record and a No. 19 national ranking in 1983.

C.W. Pack Sports



Tony Johnson

#### JOHNSON, ALLEN IN NC SOCCER HALL OF FAME

Former Tar Heel great Tony Johnson has joined former UNC head coach Dr. Marvin Allen in the North Carolina Soccer Hall of Fame. Johnson was inducted into the Hall in June 2000, joining Allen, who was inducted in 1997.

Johnson played at UNC from 1979-82 and remains tied for third on the school's all-time goals list with 32. He led the Tar Heels in scoring in 1980 and tied for the team lead in 1981 with 27 points each season. His 82 career goals are seventh in school history.

Allen, the founder and head coach of the UNC program for 28 seasons, remains the winningest coach in Carolina history. Allen compiled a record of 174-81-23 in 1947-50 and 1953-76. He guided the Tar Heels to the Southern Conference championship in 1948, the Atlantic Coast Conference co-championship in 1966 and nine ACC second-place finishes.

Allen was among three inaugural inductees to the North Carolina Soccer Hall of Fame on June 7, 1997. The inductees were selected by the Executive Board of the N.C. Youth Soccer Association.

He was inducted into the National Soccer Coaches Association of America Hall of Fame in 1998. Allen passed away on Sept. 13, 1996.

at Clemson since 1968. UNC then avenged a controversial regular-season loss at Duke by beating the Blue Devils 2-1 in the semifinals, a loss which knocked Duke out of the NCAA Tournament. In the finals, the Tar Heels jumped out on top of No. 1-seeded Virginia in the first half, but the Cavaliers rallied for a 2-1 victory to deny UNC a second straight conference crown.

The Heels did earn an NCAA invitation, however, as the No. 2 seed in the South Region. Carolina traveled to Wake Forest in the first round and beat the Demon Deacons 2-0 before losing at top-seeded South Carolina 3-1 in the South Region finals at Columbia, S.C.

#### BOLOWICH TAKES THE REINS

Dorrance resigned as men's coach after the 1988 season to concentrate on his duties with the Carolina women's team, and Bolowich has taken the Tar Heels to new heights since taking over as head coach in '89.

After missing the NCAA Tournament in Bolowich's first year as head coach, the Tar Heels returned to tournament play in 1990 and 1991. Surviving a mid-season slump in 1990, Carolina claimed a tournament bid on the strength of regular-season victories over third-ranked South Carolina, eighth-ranked Wake Forest and 10th-ranked ACC champion and NCAA Final Four participant N.C. State. The Heels downed Wake Forest 2-1 in the first round of the NCAA Tournament under the lights at Fetzer Field before losing at perennial nemesis Virginia 3-1 in the second round.

Carolina, with a mark of 15-6-1, found itself in post-season play once again in 1991. The Tar Heels played host to UNC-Charlotte in the first round and beat the 49ers 1-0 in overtime as sophomore forward Todd Haskins scored in the 99th minute of play. The second-ranked Billikens of St. Louis eliminated the Tar Heels in the round of 16 with a resounding 4-0 victory at St. Louis.

After a disappointing 1992 campaign, Carolina returned to the lime-light in 1993, ranking as high as 12th in the final Soccer News poll. Led by freshman sensation Temoc Suarez, the ACC Rookie-of-the-Year, and All-America defender Gregg Berhalter, UNC finished 13-7-2 and advanced to the Round of 16 of the NCAA Tournament for the fourth time in six years.



**Two-time All-America sweeper Gregg Berhalter has gone on to play with the U.S. National Team and professionally in Europe since leaving UNC.**

Berhalter was especially amazing in an NCAA first round victory over Duke as he scored twice and assisted on another in UNC's 3-2 victory over the Blue Devils at Fetzer Field.

The 1994 campaign proved to be another success as Carolina finished 13-7 and made the NCAA Tournament for the sixth time in eight seasons. Led by All-Americans Eddie Pope and Temoc Suarez as well as ACC Rookie-of-the-Year Carey Talley, Carolina's season was highlighted by a 5-1 victory over national champion Virginia, only UNC's second win over the Cavaliers since 1980.

Injuries crippled the UNC team in 1995 but the Tar Heels still managed an 11-8-1 record. Among other injured players, preseason first-team All-America defender Eddie Pope was limited to just nine games. Nevertheless, Carolina played one of the toughest schedules in the nation, including eight games against Top-15 foes, and reached the semifinals of the ACC Tournament. Junior Temoc Suarez led the Tar Heels in scoring and was named second-team All-ACC. Pope was named to the first-team despite his limited action and sophomore Carey Talley was a second-team all-conference choice. Pope was a member of the 1996 U.S. Olympic men's soccer team in Atlanta, Ga.

The Tar Heels went 8-8-1 in 1996. Along the way, Carey Talley was named first-team All-ACC and third-team All-America after leading the Tar Heels with nine goals. Temoc Suarez led UNC in scoring for the fourth year in a row and was named second-team All-ACC.

Saddled with a young team and a lack of depth due to injury problems, Carolina was 6-13 in 1997, its first losing season in 40 years. Senior Carey Talley, one of 15 finalists for the Missouri Athletic Club Collegiate Player-of-the-Year award, was named first-team All-ACC and third-team All-America for the second straight year.

The Tar Heels lost Talley to graduation and fielded one of the youngest teams in the nation in 1998 but grew up quickly and posted an 11-6-2

record, nearly earning an NCAA Tournament bid. Freshman forward Chris Carrieri was named the ACC Rookie of the Year and Second-Team All-ACC after leading the team in goals and points. Michael Bucy was named Academic All-America.

In 1999, Carolina brought back all 11 starters from the '98 campaign and returned to the NCAA Tournament for the first time in five seasons with a record of 12-7-1. Chris Carrieri was named first-team All-ACC after finishing third in the conference in scoring and defender Daniel Jackson was a second-team honoree. Michael Bucy tied for the ACC lead in assists and was named first-team Academic All-America.

The 2000 Tar Heels posted perhaps the best season in school history. That fall, UNC (21-3, 5-1 ACC) shared the ACC regular-season championship, won the second ACC Tournament title in the program's history and reached the NCAA Tournament quarterfinals for the second time in school annals. Along the way, Carolina was ranked No. 1 in the nation for much of the season and won 15 games in a row, the longest winning streak in school history.

Carolina made its second NCAA Tournament appearance in a row, ninth overall and sixth under Bolowich. UNC's No. 1 seeding in the tournament was its highest ever in men's soccer.

UNC won the ACC Tournament Nov. 10-12 with a 1-0 win over Wake Forest in the semifinals and a 1-0 overtime win over Virginia in the title game. The ACC championship was UNC's second ever and first since 1987.



**Three-time academic All-America Michael Bucy assisted on both of Carolina's goals in the 2000 ACC Tournament, helping the Heels to the conference championship and earning All-ACC Tournament honors in the process.**



**Kerry Zavagnin led Carolina to 46 wins in his four seasons at UNC before moving on to play professionally in the MLS.**

#### **A RICH TRADITION OF TREMENDOUS PLAYERS**

The recent success of Carolina in the sport of men's soccer is certainly no aberration, however. The Tar Heels have had a quality program since Marvin Allen coached that first team back in 1947.

Carolina has had 15 players land All-America honors in its soccer history, beginning with midfielder Frank Nelson in that initial season of 1947. Right wing Eddie Foy starred for interim coach Alan Moore in 1951 to win All-America honors and was one of three Tar Heel All-Americans in the 1950s. After Allen returned from his military service in Korea, he helped develop All-America left wing Pete Cothran in 1955 and midfielder Bill Blair in 1957.

The 1960s saw three All-America selections in Chapel Hill — back Terry Henry in 1966, midfielder Louis Bush in 1967 and midfielder Mark Packard in both 1968 and 1969.

Some of the other greats to play for the Tar Heels include Dave Boak, who led the Tar Heels in scoring twice and paced the team to a Southern

Conference championship in 1948; John Ghanim, who scored what was then a school-record 16 goals in 1959, a mark which stood until Missimo broke it with 20 tallies in 1989; Hugh Goodman, the school's initial first-team All-South selection in 1958; Jackie Writer, who scored a then school career-record 26 goals from 1964-66 and went on to coach at Cornell University; Tony Johnson, a striker who is tied for third on Carolina's career list with 32 goals; Mark Devey, another striker who is tied with Johnson for third on Carolina's career goal list with 32 and is third in points with 91; Billy Hartman, a midfielder who is fourth on the career charts at UNC in points with 88 and third in assists with 33; Dino Megaloudis, a midfielder who is second all-time at UNC with 34 career assists; Kevin Kane, who still holds several Carolina goalkeeping records set in the late 1970s; and Watson Jennison, who in his four-year goalkeeping career which ended in 1992, established school records for goalkeeper minutes played, saves, shutouts and consecutive shutouts.

Amongst other accolades, Smyth was a finalist for National Player of the Year honors in 1987 and teammate Donald Cogsville earned first-team All-ACC honors at two different positions — as a defender in 1987 and at forward in 1988.

In 1989, a pair of All-ACC and All-South players for the Tar Heels moved to the top of the school's all-time scoring charts. Midfielder Chad Ashton graduated after the 1989 campaign after becoming the University's all-time assists leader with 43. Meanwhile, Missimo, who played his senior year in 1990, finished with a school-record 138 points and 56 goals.

All-America choices in the 1990s included sweepers Gregg Berhalter and Eddie Pope, offensive wizard Temoc Suarez, heady midfielder Talley and forward Chris Carrieri.

Carrieri was a two-time All-America who in 2000 shattered school records for goals and points in a season. He was the top overall pick in the 2001 MLS draft. Defender Danny Jackson also was named All-America in the 2000 season.

Pope has gone on to become one of the best players in Major League Soccer since the league's inception in the 1996. He and Talley are mainstays for D.C. United, which captured three of the first four MLS championships. Former UNC stars Suarez, Kerry Zavagnin, Marco Feruzzi, Tim Sahaydak and Eddie Robinson have all joined Pope, Talley and Carrieri in the MLS, making the Tar Heel program one of the top producers of top talent in the college ranks.



**Two-time First-Team All-ACC choice Carey Talley also earned All-America honors in 1996 and 1997.**

Bill Richards



**Temoc Suarez ranks in the top four on UNC's all-time goal, assist and points charts.**

Bill Richards

# YEAR-BY-YEAR RECORDS

| Year | Overall |      | Southern Conference |  | Goals For | Goals Against | Head Coach   |
|------|---------|------|---------------------|--|-----------|---------------|--------------|
|      | Record  | Pct. | Record              |  |           |               |              |
| 1947 | 6-3-0   | .667 | 1-1-0               |  | 25        | 14            | Marvin Allen |
| 1948 | 7-1-2   | .750 | 3-0-1               |  | 22        | 10            | Marvin Allen |
| 1949 | 6-3-0   | .667 | 5-1-0               |  | 19        | 9             | Marvin Allen |
| 1950 | 4-4-0   | .500 | 3-3-0               |  | 14        | 15            | Marvin Allen |
| 1951 | 4-4-1   | .500 | 3-2-1               |  | 17        | 29            | Alan Moore   |
| 1952 | 4-5-0   | .444 | 2-4-0               |  | 11        | 20            | Alan Moore   |

Southern Conference Totals: 17-11-2 (.600)

| Year          | Overall           |             | ACC Record        | ACC Regular Season | ACC Tournament Finish        | Goals For   | Goals Against | Head Coach     |
|---------------|-------------------|-------------|-------------------|--------------------|------------------------------|-------------|---------------|----------------|
|               | Record            | Pct.        |                   |                    |                              |             |               |                |
| 1953          | 3-4-1             | .437        | 0-3-1             | 4th                |                              | 18          | 26            | Marvin Allen   |
| 1954          | 3-4-1             | .437        | 3-2-1             | 2nd                |                              | 9           | 19            | Marvin Allen   |
| 1955          | 4-2-2             | .625        | 3-1-2             | 2nd                |                              | 15          | 9             | Marvin Allen   |
| 1956          | 4-3-0             | .571        | 1-3-0             | 4th                |                              | 18          | 13            | Marvin Allen   |
| 1957          | 2-3-2             | .429        | 0-2-2             | Tied 4th           |                              | 20          | 19            | Marvin Allen   |
| 1958          | 8-2-0             | .800        | 3-1-0             | 2nd                |                              | 39          | 14            | Marvin Allen   |
| 1959          | 10-1-0            | .909        | 3-1-0             | 2nd                |                              | 43          | 15            | Marvin Allen   |
| 1960          | 8-3-0             | .727        | 2-2-0             | 3rd                |                              | 34          | 14            | Marvin Allen   |
| 1961          | 8-4-0             | .667        | 2-2-0             | 3rd                |                              | 28          | 22            | Marvin Allen   |
| 1962          | 7-2-0             | .777        | 3-1-0             | 2nd                |                              | 35          | 19            | Marvin Allen   |
| 1963          | 5-3-2             | .600        | 1-1-2             | 3rd                |                              | 26          | 18            | Marvin Allen   |
| 1964          | 5-2-2             | .667        | 2-1-1             | 2nd                |                              | 27          | 20            | Marvin Allen   |
| 1965          | 8-3-0             | .727        | 3-1-0             | 2nd                |                              | 38          | 10            | Marvin Allen   |
| 1966          | 7-2-1             | .750        | 3-1-0             | Co-Champ           |                              | 41          | 9             | Marvin Allen   |
| 1967          | 10-2-0            | .833        | 4-1-0             | 2nd                |                              | 45          | 16            | Marvin Allen   |
| 1968          | 8-3-0             | .727        | 3-2-0             | 2nd                |                              | 31          | 15            | Marvin Allen   |
| 1969          | 6-4-0             | .600        | 3-2-0             | Tied 3rd           |                              | 23          | 12            | Marvin Allen   |
| 1970          | 5-2-3             | .650        | 2-1-2             | Tied 2nd           |                              | 37          | 12            | Marvin Allen   |
| 1971          | 6-4-1             | .591        | 2-2-1             | Tied 3rd           |                              | 33          | 19            | Marvin Allen   |
| 1972          | 6-3-1             | .650        | 2-2-1             | 3rd                |                              | 24          | 17            | Marvin Allen   |
| 1973          | 8-2-1             | .773        | 2-2-1             | 3rd                |                              | 39          | 12            | Marvin Allen   |
| 1974          | 4-3-4             | .545        | 1-2-2             | 4th                |                              | 14          | 14            | Marvin Allen   |
| 1975          | 7-4-0             | .636        | 3-2-0             | 2nd                |                              | 26          | 16            | Marvin Allen   |
| 1976          | 9-5-0             | .643        | 2-3-0             | Tied 4th           |                              | 36          | 18            | Marvin Allen   |
| 1977          | 14-3-1            | .806        | 4-1-0             | 2nd                |                              | 54          | 19            | Anson Dorrance |
| 1978          | 12-3-4            | .737        | 3-1-1             | 2nd                |                              | 40          | 12            | Anson Dorrance |
| 1979          | 16-3-5            | .771        | 3-1-1             | Tied 2nd           |                              | 61          | 24            | Anson Dorrance |
| 1980          | 17-4-1            | .795        | 3-2-1             | 4th                |                              | 67          | 19            | Anson Dorrance |
| 1981          | 15-6-0            | .714        | 3-3-0             | Tied 4th           |                              | 67          | 25            | Anson Dorrance |
| 1982          | 11-7-4            | .591        | 0-4-2             | Tied 6th           |                              | 54          | 31            | Anson Dorrance |
| 1983          | 16-3-2            | .810        | 2-3-1             | 5th                |                              | 72          | 26            | Anson Dorrance |
| 1984          | 12-7-1            | .625        | 3-3-0             | 4th                |                              | 45          | 31            | Anson Dorrance |
| 1985          | 12-8-1            | .595        | 3-3-0             | 4th                |                              | 36          | 29            | Anson Dorrance |
| 1986          | 13-7-1            | .643        | 1-4-1             | 6th                |                              | 52          | 25            | Anson Dorrance |
| 1987          | 20-5-0            | .800        | 3-3-0             | 4th                | Champion                     | 69          | 24            | Anson Dorrance |
| 1988          | 14-9-1            | .585        | 3-3-0             | 3rd                | Runnerup                     | 54          | 37            | Anson Dorrance |
| 1989          | 9-9-1             | .500        | 1-4-1             | Tied 5th           | First Round                  | 45          | 36            | Elmar Bolowich |
| 1990          | 13-7-0            | .650        | 2-4-0             | 6th                | First Round                  | 49          | 27            | Elmar Bolowich |
| 1991          | 15-6-1            | .705        | 3-3-0             | 4th                | Semifinalist                 | 31          | 17            | Elmar Bolowich |
| 1992          | 9-7-4             | .550        | 2-2-2             | 4th                | Semifinalist                 | 43          | 28            | Elmar Bolowich |
| 1993          | 13-7-2            | .636        | 2-2-2             | 4th                | Semifinalist                 | 66          | 36            | Elmar Bolowich |
| 1994          | 13-7-0            | .650        | 3-3-0             | 3rd                | First Round                  | 57          | 32            | Elmar Bolowich |
| 1995          | 11-8-1            | .575        | 0-5-1             | 7th                | Semifinalist                 | 40          | 33            | Elmar Bolowich |
| 1996          | 8-8-1             | .500        | 2-3-1             | Tied 5th           | First Round                  | 33          | 33            | Elmar Bolowich |
| 1997          | 6-13-0            | .316        | 1-5-0             | 7th                | First Round                  | 29          | 38            | Elmar Bolowich |
| 1998          | 11-6-2            | .632        | 3-3-0             | Tied 4th           | First Round                  | 39          | 37            | Elmar Bolowich |
| 1999          | 12-7-1            | .625        | 2-3-1             | 5th                | Semifinalist                 | 52          | 25            | Elmar Bolowich |
| 2000          | 21-3-0            | .875        | 5-1-0             | Tied 1st           | Champion                     | 73          | 18            | Elmar Bolowich |
| <b>Totals</b> | <b>495-243-58</b> | <b>.658</b> | <b>110-110-31</b> | <b>.500</b>        | <b>Two ACC Championships</b> | <b>2035</b> | <b>1135</b>   |                |

# ALL-TIME SCORES



**UNC's first and winningest coach, Marvin Allen won 174 games in 28 seasons.**

## 1947 (6-3-0, SC 1-1-0, SC 2nd Place)

Head Coach: Marvin Allen

|                 |   |       |  |
|-----------------|---|-------|--|
| at Loyola (Md.) | L | 0-4   |  |
| at Navy         | L | 1-2   |  |
| High Point      | W | 3-0   |  |
| Duke            | W | 7-3   |  |
| at Virginia     | W | 1-0   |  |
| Roanoke         | W | 7-0   |  |
| at Duke         | L | 1-3   |  |
| at High Point   | W | 3-2   |  |
| Virginia        | W | 2-0   |  |
| Total Goals     |   | 25-14 |  |

## 1948 (7-1-2, SC 3-0-1, SC Champions)

Head Coach: Marvin Allen

|                     |   |       |    |
|---------------------|---|-------|----|
| at Navy             | L | 0-2   |    |
| Loyola (Md.)        | W | 3-2   |    |
| at High Point       | T | 3-3   | OT |
| Virginia            | W | 3-0   |    |
| at Washington & Lee | W | 2-0   |    |
| at Roanoke          | W | 3-0   |    |
| Duke                | T | 0-0   | OT |
| High Point          | W | 2-1   |    |
| at Duke             | W | 2-1   |    |
| Washington & Lee    | W | 4-1   |    |
| Total Goals         |   | 22-10 |    |

## 1949 (6-3-0, SC 5-1-0, SC 2nd Place)

Head Coach: Marvin Allen

|                  |   |      |  |
|------------------|---|------|--|
| at Navy          | L | 0-3  |  |
| Washington & Lee | W | 4-1  |  |
| at N.C. State    | W | 3-1  |  |
| at Virginia      | W | 1-0  |  |
| at Penn State    | L | 2-3  |  |
| N.C. State       | W | 6-0  |  |
| at Duke          | W | 1-0  |  |
| Duke             | W | 2-0  |  |
| Maryland         | L | 0-1  |  |
| Total Goals      |   | 19-9 |  |

## 1950 (4-4-0, SC 3-3-0, SC 2nd Place)

Head Coach: Marvin Allen

|                     |   |       |  |
|---------------------|---|-------|--|
| at N.C. State       | W | 6-0   |  |
| Virginia            | W | 2-1   |  |
| at Duke             | L | 0-3   |  |
| Penn State          | L | 0-3   |  |
| Duke                | W | 1-0   |  |
| at Washington & Lee | L | 2-3   |  |
| N.C. State          | W | 3-1   |  |
| at Maryland         | L | 0-4   |  |
| Total Goals         |   | 14-15 |  |

## 1951 (4-4-1, SC 3-2-1, SC 2nd Place)

Head Coach: Alan Moore

|                  |   |       |    |
|------------------|---|-------|----|
| N.C. State       | W | 4-2   |    |
| at Virginia      | W | 2-1   |    |
| Duke             | W | 3-2   |    |
| Washington & Lee | W | 5-4   |    |
| at Duke          | L | 0-6   |    |
| at Penn State    | L | 0-6   |    |
| at Pennsylvania  | L | 1-5   |    |
| at N.C. State    | T | 1-1   | OT |
| Maryland         | L | 1-2   |    |
| Total Goals      |   | 17-29 |    |

## 1952 (4-5-0, SC 2-4-0, SC 4th Place)

Head Coach: Alan Moore

|                     |   |       |  |
|---------------------|---|-------|--|
| N.C. State          | L | 0-1   |  |
| Virginia            | W | 3-2   |  |
| at Roanoke          | W | 2-1   |  |
| at Washington & Lee | W | 1-0   |  |
| at Duke             | L | 1-3   |  |
| Penn State          | L | 0-7   |  |
| at N.C. State       | W | 2-1   |  |
| at Maryland         | L | 1-2   |  |
| Duke                | L | 1-3   |  |
| Total Goals         |   | 11-20 |  |

## 1953 (3-4-1, ACC 0-3-1, ACC 4th Place)

Head Coach: Marvin Allen

|                  |   |       |    |
|------------------|---|-------|----|
| Georgetown       | W | 5-1   |    |
| at N.C. State    | T | 2-2   | OT |
| at Virginia      | W | 3-2   |    |
| Washington & Lee | W | 4-1   |    |
| Roanoke          | L | 1-3   |    |
| Duke             | L | 2-5   |    |
| N.C. State       | L | 0-4   |    |
| Maryland         | L | 1-8   |    |
| Total Goals      |   | 18-26 |    |

## 1954 (3-4-1, ACC 3-2-1, ACC 2nd Place)

Head Coach: Marvin Allen

|                     |   |      |    |
|---------------------|---|------|----|
| at Maryland         | L | 1-4  |    |
| at Washington & Lee | L | 0-4  |    |
| at Roanoke          | L | 2-6  |    |
| Duke                | W | 2-1  |    |
| N.C. State          | W | 1-0  |    |
| Virginia            | T | 1-1  | OT |
| at Duke             | W | 2-0  |    |
| at N.C. State       | L | 0-3  |    |
| Total Goals         |   | 9-19 |    |

## 1955 (4-2-2, ACC 3-1-2, ACC 2nd Place)

Head Coach: Marvin Allen

|                  |   |      |    |
|------------------|---|------|----|
| N.C. State       | W | 3-0  |    |
| at Virginia      | T | 1-1  | OT |
| Maryland         | L | 0-2  |    |
| at Duke          | W | 1-0  |    |
| at N.C. State    | T | 3-3  | OT |
| Washington & Lee | W | 3-0  |    |
| Roanoke          | L | 2-3  |    |
| Duke             | W | 2-0  |    |
| Total Goals      |   | 15-9 |    |

## 1956 (4-3-0, ACC 1-3-0, ACC 4th Place)

Head Coach: Marvin Allen

|                     |   |       |  |
|---------------------|---|-------|--|
| Lynchburg           | W | 5-0   |  |
| at Washington & Lee | W | 4-1   |  |
| Davidson            | W | 2-0   |  |
| N.C. State          | W | 7-2   |  |
| Virginia            | L | 0-3   |  |
| at Duke             | L | 0-3   |  |
| at Maryland         | L | 0-4   |  |
| Total Goals         |   | 18-13 |  |

## 1957 (2-3-2, ACC 0-2-2, ACC Tied 4th Place)

Head Coach: Marvin Allen

|               |   |       |    |
|---------------|---|-------|----|
| Roanoke       | W | 3-0   |    |
| at Lynchburg  | L | 3-4   |    |
| at Davidson   | W | 2-0   |    |
| Maryland      | L | 2-4   |    |
| at Virginia   | T | 4-4   | OT |
| Duke          | T | 5-5   | OT |
| at N.C. State | L | 1-2   |    |
| Total Goals   |   | 20-19 |    |

## 1958 (8-2-0, ACC 3-1-0, ACC 2nd Place)

Head Coach: Marvin Allen

|                     |   |       |    |
|---------------------|---|-------|----|
| Lynchburg           | W | 4-3   | OT |
| Virginia            | W | 3-2   |    |
| at Washington & Lee | L | 2-3   |    |
| at Pfeiffer         | W | 3-1   |    |
| Emory               | W | 15-1  |    |
| Roanoke             | W | 3-1   |    |
| N.C. State          | W | 2-0   |    |
| Davidson            | W | 4-1   |    |
| at Maryland         | L | 1-2   |    |
| at Duke             | W | 2-0   |    |
| Total Goals         |   | 39-14 |    |

## 1959 (10-1-0, ACC 3-1-0, ACC 2nd Place)

Head Coach: Marvin Allen

|                  |   |       |  |
|------------------|---|-------|--|
| Davidson         | W | 4-0   |  |
| Lynchburg        | W | 4-3   |  |
| Washington & Lee | W | 5-3   |  |
| at Virginia      | W | 3-2   |  |
| at Emory         | W | 7-0   |  |
| Pfeiffer         | W | 8-0   |  |
| at Davidson      | W | 1-0   |  |
| Roanoke          | W | 2-0   |  |
| at N.C. State    | W | 5-2   |  |
| Maryland         | L | 2-4   |  |
| Duke             | W | 2-1   |  |
| Total Goals      |   | 43-15 |  |

## 1960 (8-3-0, ACC 2-2-0, ACC 3rd Place)

Head Coach: Marvin Allen

|                     |   |       |    |
|---------------------|---|-------|----|
| Roanoke             | W | 2-0   |    |
| at Pfeiffer         | W | 4-1   |    |
| VMI                 | W | 7-1   |    |
| Virginia            | W | 3-0   |    |
| at Washington & Lee | W | 4-0   |    |
| Belmont Abbey       | W | 5-0   |    |
| Davidson            | W | 2-1   | OT |
| at Lynchburg        | L | 0-1   |    |
| N.C. State          | W | 5-1   |    |
| at Maryland         | L | 0-5   |    |
| at Duke             | L | 2-4   | OT |
| Total Goals         |   | 34-14 |    |

**1961 (8-4-0, ACC 2-2-0, ACC 3rd Place)**

Head Coach: Marvin Allen

|                  |   |       |
|------------------|---|-------|
| Roanoke          | W | 2-0   |
| at Navy          | L | 1-5   |
| Washington & Lee | W | 4-1   |
| West Chester     | L | 0-2   |
| at N.C. State    | W | 5-3   |
| at Davidson      | W | 2-0   |
| Maryland         | L | 1-4   |
| Pfeiffer         | W | 3-1   |
| Lynchburg        | W | 2-1   |
| at Belmont Abbey | W | 4-1   |
| Virginia         | W | 2-1   |
| Duke             | L | 2-3   |
| Total Goals      |   | 28-22 |

**1962 (7-2-0, ACC 3-1-0, ACC 2nd Place)**

Head Coach: Marvin Allen

|               |   |       |
|---------------|---|-------|
| at Navy       | L | 0-4   |
| Davidson      | W | 7-3   |
| N.C. State    | W | 9-1   |
| at Virginia   | W | 2-1   |
| Pfeiffer      | W | 4-1   |
| Belmont Abbey | W | 6-1   |
| at N.C. State | W | 6-1   |
| at Maryland   | L | 0-7   |
| at Duke       | W | 1-0   |
| Total Goals   |   | 35-19 |

**1963 (5-3-2, ACC 1-1-2, ACC 3rd Place)**

Head Coach: Marvin Allen

|                  |   |        |
|------------------|---|--------|
| at Navy          | L | 0-6    |
| at Davidson      | L | 0-3    |
| Washington (Mo.) | W | 6-0    |
| at N.C. State    | W | 3-1    |
| Pfeiffer         | W | 4-2    |
| at Virginia      | T | 2-2 OT |
| Belmont Abbey    | W | 6-0    |
| Maryland         | L | 1-2    |
| Emory            | W | 3-1    |
| Duke             | T | 1-1 OT |
| Total Goals      |   | 26-18  |

**1964 (5-2-2, ACC 2-1-1, ACC 2nd Place)**

Head Coach: Marvin Allen

|               |   |        |
|---------------|---|--------|
| Virginia Tech | W | 9-1    |
| Navy          | L | 2-7    |
| Pfeiffer      | W | 3-0    |
| N.C. State    | W | 4-1    |
| Bridgeport    | T | 2-2 OT |
| Belmont Abbey | W | 3-1    |
| Virginia      | W | 2-1    |
| at Maryland   | L | 1-6    |
| at Duke       | T | 1-1 OT |
| Total Goals   |   | 27-20  |

**1965 (8-3-0, ACC 3-1-0, ACC 2nd Place)**

Head Coach: Marvin Allen

|                  |   |        |
|------------------|---|--------|
| Air Force        | W | 4-0    |
| at East Carolina | W | 13-1   |
| American         | W | 3-0    |
| at N.C. State    | W | 3-0    |
| Pfeiffer         | W | 5-2    |
| Belmont Abbey    | W | 3-1    |
| at Virginia      | W | 2-0    |
| Maryland         | L | 0-1 OT |
| at Navy          | L | 1-2    |
| Trenton State    | L | 1-3    |
| Duke             | W | 3-0    |

Total Goals 38-10

**1966 (7-2-1, ACC 3-1-0, ACC Co-Champions)**

Head Coach: Marvin Allen

|               |   |        |
|---------------|---|--------|
| Virginia Tech | W | 2-1    |
| at Navy       | L | 0-3    |
| N.C. State    | W | 4-0    |
| at Maryland   | L | 1-2    |
| Virginia      | W | 4-0    |
| Belmont Abbey | W | 6-0    |
| East Carolina | W | 12-0   |
| Springfield   | T | 1-1 OT |
| Pfeiffer      | W | 7-1    |
| at Duke       | W | 4-1    |
| Total Goals   |   | 41-9   |

**1967 (10-2-0, ACC 4-1-0, ACC 2nd Place)**

Head Coach: Marvin Allen

|                          |   |       |
|--------------------------|---|-------|
| St. Andrews Presbyterian | W | 6-1   |
| Campbell                 | W | 5-0   |
| at East Carolina         | W | 4-0   |
| at N.C. State            | W | 6-2   |
| at Pfeiffer              | W | 4-0   |
| Clemson                  | W | 5-1   |
| South Florida            | L | 1-3   |
| at Virginia              | W | 3-2   |
| Trenton State            | W | 3-2   |
| Belmont Abbey            | W | 5-1   |
| Maryland                 | L | 1-3   |
| Duke                     | W | 2-1   |
| Total Goals              |   | 45-16 |

**1968 (8-3-0, ACC 3-2-0, ACC 2nd Place)**

NCAA Tournament Participant

Head Coach: Marvin Allen

|                          |   |       |
|--------------------------|---|-------|
| St. Andrews Presbyterian | W | 2-0   |
| Pfeiffer                 | W | 6-0   |
| N.C. State               | W | 3-0   |
| at Clemson               | W | 4-3   |
| Virginia Tech            | W | 4-0   |
| Virginia                 | W | 3-0   |
| East Stroudsburg         | W | 1-0   |
| Belmont Abbey            | W | 5-1   |
| at Maryland              | L | 1-3   |
| at Duke                  | L | 2-3   |
| Michigan State*          | L | 0-5   |
| Total Goals              |   | 31-15 |

\*NCAA Tournament First Round (Chapel Hill, N.C.)

**1969 (6-4-0, ACC 3-2-0, ACC Tied 3rd Place)**

Head Coach: Marvin Allen

|                     |   |       |
|---------------------|---|-------|
| at Belmont Abbey    | W | 2-1   |
| Appalachian State   | L | 0-2   |
| at N.C. State       | W | 4-0   |
| Clemson             | W | 4-1   |
| N.C. State          | W | 4-0   |
| at Virginia         | L | 0-1   |
| at Trenton State    | L | 1-3   |
| at East Stroudsburg | W | 5-1   |
| Duke                | L | 0-1   |
| Maryland            | W | 3-2   |
| Total Goals         |   | 23-12 |

**1970 (5-2-3, ACC 2-1-2, ACC Tied 2nd Place)**

Head Coach: Marvin Allen

|                   |   |        |
|-------------------|---|--------|
| Belmont Abbey     | W | 4-0    |
| Appalachian State | W | 10-1   |
| N.C. State        | T | 1-1 OT |
| Virginia          | L | 0-1    |
| at Clemson        | T | 3-3 OT |
| at East Carolina  | W | 8-0    |
| Jacksonville      | T | 2-2 OT |
| East Stroudsburg  | L | 1-2    |
| at Maryland       | W | 3-2    |
| at Duke           | W | 5-0    |
| Total Goals       |   | 37-12  |

**1971 (6-4-1, ACC 2-2-1, ACC Tied 3rd Place)**

Head Coach: Marvin Allen

|                      |   |        |
|----------------------|---|--------|
| at Appalachian State | W | 9-0    |
| at Belmont Abbey     | W | 4-1    |
| at William & Mary    | W | 3-0    |
| at N.C. State        | L | 0-2    |
| East Carolina        | W | 4-0    |
| at Virginia          | W | 1-0    |
| Clemson              | T | 2-2 OT |
| Trenton State        | L | 3-4    |
| South Florida        | L | 1-4    |
| Maryland             | L | 1-3    |
| Duke                 | W | 5-3    |
| Total Goals          |   | 33-19  |

**1972 (6-3-1, ACC 2-2-1, ACC 3rd Place)**

Head Coach: Marvin Allen

|                  |   |        |
|------------------|---|--------|
| at Campbell      | W | 3-2    |
| Belmont Abbey    | W | 4-1    |
| at East Carolina | W | 5-2    |
| William & Mary   | W | 2-0    |
| Virginia         | L | 0-2    |
| N.C. State       | W | 5-0    |
| at Clemson       | L | 1-5    |
| East Stroudsburg | L | 0-2    |
| at Maryland      | W | 2-1 OT |
| at Duke          | T | 2-2 OT |
| Total Goals      |   | 24-17  |

**1973 (8-2-1, ACC 2-2-1, ACC 3rd Place)**

Head Coach: Marvin Allen

|                   |   |        |
|-------------------|---|--------|
| at Belmont Abbey  | W | 4-1    |
| Appalachian State | W | 3-1    |
| East Carolina     | W | 5-2    |
| at Davidson       | W | 5-0    |
| Virginia Tech     | W | 5-0    |
| Clemson           | L | 0-2    |
| at Virginia       | W | 1-0    |
| Jacksonville      | W | 12-2   |
| at N.C. State     | W | 2-1    |
| Maryland          | T | 1-1 OT |
| Duke              | L | 1-2    |
| Total Goals       |   | 39-12  |

**1974 (4-3-4, ACC 1-2-2, ACC 4th Place)**

Head Coach: Marvin Allen

|                      |   |        |
|----------------------|---|--------|
| Belmont Abbey        | W | 5-0    |
| at Appalachian State | W | 2-0    |
| Davidson             | T | 1-1 OT |
| at East Carolina     | L | 1-2    |
| Virginia Tech        | W | 1-0    |
| Virginia             | L | 0-2    |
| at Clemson           | L | 0-6    |
| at Emory             | T | 0-0 OT |

|             |   |       |    |
|-------------|---|-------|----|
| N.C. State  | W | 3-2   |    |
| at Maryland | T | 0-0   | OT |
| at Duke     | T | 1-1   | OT |
| Total Goals |   | 14-14 |    |

**1975 (7-4-0, ACC 3-2-0, ACC 2nd Place)**

**Head Coach: Marvin Allen**

|                   |   |       |    |
|-------------------|---|-------|----|
| at Belmont Abbey  | W | 4-2   |    |
| Appalachian State | L | 1-2   |    |
| at Davidson       | W | 3-2   | OT |
| Rollins           | L | 0-1   |    |
| East Carolina     | W | 2-0   |    |
| Clemson           | L | 1-3   |    |
| at Virginia       | W | 4-2   |    |
| Emory             | W | 3-0   |    |
| at N.C. State     | L | 3-4   |    |
| Maryland          | W | 2-0   |    |
| Duke              | W | 3-0   |    |
| Total Goals       |   | 26-16 |    |

**1976 (9-5-0, ACC 2-3-0, ACC Tied 4th Place)**

**Head Coach: Marvin Allen**

|                  |   |       |    |
|------------------|---|-------|----|
| Belmont Abbey    | W | 8-1   |    |
| UNC-Wilmington   | W | 5-0   |    |
| Davidson         | W | 3-0   |    |
| Lynchburg        | L | 1-2   |    |
| at East Carolina | W | 3-0   |    |
| Howard           | L | 0-2   |    |
| Virginia         | W | 2-1   |    |
| UNC-Charlotte    | W | 7-0   |    |
| Furman           | W | 1-0   |    |
| at N.C. State    | W | 4-1   |    |
| at Maryland      | W | 1-0   |    |
| at Duke          | L | 0-1   |    |
| at Clemson       | L | 0-8   |    |
| N.C. State       | L | 1-2   | OT |
| Total Goals      |   | 36-18 |    |



**Anson Dorrance won 172 games as the UNC men's coach and has led the Tar Heel women to 17 national championships.**

**1977 (14-3-1, ACC 4-1-0, ACC 2nd Place)**

**Head Coach: Anson Dorrance**

|                      |   |       |    |
|----------------------|---|-------|----|
| Western Carolina     | W | 3-0   |    |
| at Belmont Abbey     | W | 6-1   |    |
| at UNC-Wilmington    | L | 3-6   | OT |
| Rollins              | L | 0-2   |    |
| at Davidson          | W | 1-0   |    |
| High Point           | W | 6-1   |    |
| at Appalachian State | T | 0-0   | OT |
| Furman               | W | 5-1   |    |
| at Virginia          | W | 1-0   |    |
| Clemson              | L | 1-5   |    |
| at Campbell          | W | 1-0   | OT |
| East Carolina        | W | 5-0   |    |
| at N.C. State        | W | 2-1   | OT |
| UNC-Charlotte        | W | 9-1   |    |
| Maryland             | W | 2-0   |    |
| Duke                 | W | 2-0   |    |
| Guilford             | W | 2-1   |    |
| Washington & Lee     | W | 5-0   |    |
| Total Goals          |   | 54-19 |    |

**1978 (12-3-4, ACC 3-1-1, ACC 2nd Place)**

**Head Coach: Anson Dorrance**

|                   |   |       |    |
|-------------------|---|-------|----|
| UNC-Charlotte     | W | 3-0   |    |
| Duke*             | W | 3-2   |    |
| at N.C. State*    | W | 5-0   |    |
| UNC-Wilmington    | L | 1-4   |    |
| N.C. State        | W | 2-1   |    |
| at Guilford       | T | 0-0   | OT |
| Virginia          | W | 1-0   |    |
| Appalachian State | T | 0-0   | OT |
| High Point        | W | 2-0   |    |
| UNC-Greensboro    | W | 1-0   |    |
| Campbell          | W | 2-1   |    |
| at Lynchburg      | T | 0-0   | OT |
| at Clemson        | T | 0-0   | OT |
| at Duke           | L | 0-1   |    |
| Pfeiffer          | W | 10-1  |    |
| at Maryland       | W | 1-0   | OT |
| Old Dominion      | L | 0-1   |    |
| at East Carolina  | W | 7-0   |    |
| Davidson          | W | 2-1   |    |
| Total Goals       |   | 40-12 |    |

\*Mayor's Cup Tournament (Raleigh, N.C.)

**1979 (16-3-5, ACC 3-1-1, ACC Tied 2nd Place)**

**Head Coach: Anson Dorrance**

|                      |   |       |    |
|----------------------|---|-------|----|
| UNC-Charlotte        | W | 2-1   |    |
| Belmont Abbey        | W | 8-0   |    |
| N.C. State*          | L | 0-1   | OT |
| at East Carolina*    | W | 2-1   |    |
| at UNC-Wilmington    | T | 1-1   | OT |
| American#            | T | 2-2   | OT |
| at Lynchburg#        | T | 1-1   | OT |
| at UNC-Greensboro    | W | 4-3   | OT |
| Towson State         | W | 6-0   |    |
| at Appalachian State | W | 1-0   |    |
| George Washington+   | L | 0-1   |    |
| Virginia Tech+       | W | 6-0   |    |
| at Old Dominion      | T | 1-1   | OT |
| Guilford             | W | 3-1   |    |
| at Campbell          | W | 2-0   | OT |
| High Point           | W | 2-1   |    |
| at Virginia          | T | 1-1   | OT |
| Clemson              | L | 2-6   |    |
| Duke                 | W | 2-1   |    |
| East Carolina        | W | 2-1   | OT |
| Maryland             | W | 1-0   | OT |
| at N.C. State        | W | 2-0   |    |
| at Davidson          | W | 3-1   |    |
| N.C. Wesleyan        | W | 7-0   |    |
| Total Goals          |   | 61-24 |    |

\*Mayor's Cup Tournament (Greenville, N.C.)

#Lynchburg Blue Ridge Tournament (Lynchburg, Va.)

+Williamsburg Kiwanis Classic (Williamsburg, Va.)

**1980 (17-4-1, ACC 3-2-1, ACC 4th Place)**

**Head Coach: Anson Dorrance**

|                   |   |      |    |
|-------------------|---|------|----|
| at Barton         | W | 1-0  | OT |
| at Elon           | W | 5-0  |    |
| at UNC-Charlotte  | W | 8-1  |    |
| East Carolina*    | W | 10-0 |    |
| Duke*             | L | 0-1  |    |
| at High Point     | W | 4-0  |    |
| Appalachian State | L | 0-3  |    |
| at Belmont Abbey  | W | 3-0  |    |
| UNC-Wilmington    | W | 3-0  |    |
| Campbell          | W | 6-2  |    |
| at Lynchburg      | W | 2-1  |    |

|                    |   |       |    |
|--------------------|---|-------|----|
| at Guilford        | W | 2-0   |    |
| St. John's (N.Y.)# | W | 2-1   |    |
| at Old Dominion#   | W | 4-0   |    |
| Virginia           | W | 2-0   | OT |
| at Clemson         | T | 2-2   | OT |
| Jacksonville       | W | 4-0   |    |
| at Maryland        | W | 2-0   |    |
| N.C. State         | L | 0-4   |    |
| William & Mary     | W | 2-0   |    |
| Wake Forest        | W | 3-1   |    |
| at Duke            | L | 2-3   |    |
| Total Goals        |   | 67-19 |    |

\*Mayor's Cup Tournament (Chapel Hill, N.C.)

#Harbor Front Kiwanis Classic (Norfolk, Va.)

**1981 (15-6-0, ACC 3-3-0, ACC Tied 4th Place)**

**Head Coach: Anson Dorrance**

|                    |   |       |    |
|--------------------|---|-------|----|
| High Point         | W | 8-0   |    |
| Barton             | W | 5-2   |    |
| Belmont Abbey      | W | 6-0   |    |
| Guilford           | W | 4-0   |    |
| Lock Haven         | W | 4-2   | OT |
| at UNC-Wilmington  | W | 2-1   |    |
| UNC-Charlotte      | W | 2-1   |    |
| Lynchburg          | W | 10-2  |    |
| at Virginia        | L | 2-3   | OT |
| Elon               | W | 5-0   |    |
| Clemson            | W | 1-0   | OT |
| at Boston College  | W | 4-2   |    |
| at Connecticut     | L | 0-1   |    |
| at Jacksonville    | W | 3-0   |    |
| at Rollins         | W | 2-0   |    |
| at Central Florida | L | 0-1   |    |
| Maryland           | W | 2-0   |    |
| at N.C. State      | L | 2-4   |    |
| at Campbell        | L | 0-3   |    |
| at Wake Forest     | W | 3-0   |    |
| Duke               | L | 2-3   |    |
| Total Goals        |   | 67-25 |    |

**1982 (11-7-4, ACC 0-4-2, ACC Tied 6th Place)**

**Head Coach: Anson Dorrance**

|                      |   |       |    |
|----------------------|---|-------|----|
| at High Point        | W | 6-1   |    |
| at South Carolina*   | W | 2-0   |    |
| Akron*               | T | 2-2   | OT |
| at Barton            | W | 5-0   |    |
| UNC-Wilmington       | W | 3-0   |    |
| at Elon              | W | 2-0   |    |
| at UNC-Charlotte     | W | 3-2   |    |
| N.C. Wesleyan        | W | 4-0   |    |
| Virginia             | T | 0-0   | OT |
| at Guilford          | W | 6-0   |    |
| Fairleigh Dickinson# | T | 1-1   | OT |
| at Old Dominion#     | L | 1-2   |    |
| at Belmont Abbey     | W | 3-0   |    |
| at South Florida     | L | 1-2   | OT |
| at Tampa             | L | 0-1   |    |
| at Clemson           | L | 0-5   |    |
| at Maryland          | L | 0-1   | OT |
| N.C. State           | T | 4-4   | OT |
| Lynchburg            | W | 3-1   |    |
| Wake Forest          | L | 1-3   |    |
| Campbell             | W | 6-1   |    |
| at Duke              | L | 1-5   |    |
| Total Goals          |   | 54-31 |    |

\*South Carolina Tournament (Columbia, S.C.)

#Harbor Front Kiwanis Classic (Norfolk, Va.)





**Defender Jay Ainslie was a first-team All-ACC choice in 1982 and 1983.**

**1983 (16-3-2, ACC 2-3-1, ACC 5th Place)**

**Head Coach: Anson Dorrance**

|                         |   |       |    |
|-------------------------|---|-------|----|
| at Connecticut          | W | 2-1   |    |
| at Boston College       | W | 3-1   |    |
| Barton                  | W | 6-0   |    |
| Navy*                   | W | 3-2   |    |
| Georgia State*          | W | 7-0   |    |
| at UNC-Wilmington       | W | 4-0   |    |
| Clemson                 | L | 0-7   |    |
| West Virginia Wesleyan# | W | 3-2   | OT |
| at George Mason#        | T | 2-2   | OT |
| at Virginia             | L | 0-2   |    |
| Guilford                | W | 6-1   |    |
| UNC-Charlotte           | W | 5-1   |    |
| South Carolina          | W | 6-0   |    |
| Belmont Abbey           | W | 6-1   |    |
| Maryland                | W | 2-0   |    |
| at UNC-Greensboro       | W | 2-0   |    |
| at N.C. State           | L | 1-2   |    |
| at N.C. Wesleyan        | W | 6-0   |    |
| at Wake Forest          | T | 1-1   | OT |
| at Campbell             | W | 5-2   |    |
| Duke                    | W | 2-1   | OT |
| Total Goals             |   | 72-26 |    |

\*Wolfpack Classic (Raleigh, N.C.)

#Patriot Invitational (Fairfax, Va.)

**1984 (12-7-1, ACC 3-3-0, ACC 4th Place)**

**Head Coach: Anson Dorrance**

|                         |   |     |    |
|-------------------------|---|-----|----|
| Philadelphia Textile*   | W | 4-3 | OT |
| Winthrop                | L | 3-4 |    |
| at Barton               | L | 0-1 |    |
| South Carolina          | W | 6-1 |    |
| at Clemson              | L | 1-2 |    |
| West Virginia Wesleyan# | L | 0-4 |    |
| Radford#                | W | 7-1 |    |
| Virginia                | L | 2-3 |    |
| Catawba                 | W | 3-0 |    |
| UNC-Wilmington          | W | 3-0 |    |
| Erskine                 | W | 1-0 |    |
| at South Florida        | T | 1-1 | OT |
| at Central Florida      | W | 2-1 |    |
| at UNC-Charlotte        | L | 0-2 |    |

|                  |   |       |    |
|------------------|---|-------|----|
| at Maryland      | W | 1-0   |    |
| at Belmont Abbey | W | 5-2   |    |
| N.C. State       | L | 1-4   |    |
| Campbell         | W | 2-1   |    |
| Wake Forest      | W | 2-1   |    |
| at Duke          | W | 1-0   | OT |
| Total Goals      |   | 45-31 |    |

\*Wolfpack Classic (Raleigh, N.C.)

#Patriot Invitational (Fairfax, Va.)

**1985 (12-8-1, ACC 3-3-0, ACC 4th Place)**

**Head Coach: Anson Dorrance**

|                         |   |       |    |
|-------------------------|---|-------|----|
| Southern Indiana        | W | 5-0   |    |
| at Furman               | W | 3-1   |    |
| at Erskine              | W | 4-1   |    |
| Barton                  | W | 4-0   |    |
| Clemson                 | L | 0-5   |    |
| West Virginia Wesleyan* | W | 2-1   |    |
| at George Mason*        | L | 1-4   |    |
| at South Carolina       | L | 0-2   |    |
| at Virginia             | L | 1-3   |    |
| Catawba                 | W | 1-0   |    |
| Coastal Carolina        | W | 2-1   |    |
| UNC-Greensboro          | L | 1-2   |    |
| at Connecticut          | L | 0-1   |    |
| at Southern Conn. State | L | 0-1   |    |
| UNC-Charlotte           | W | 2-0   |    |
| Maryland                | W | 1-0   | OT |
| Belmont Abbey           | W | 4-0   |    |
| at N.C. State           | W | 1-0   |    |
| at Campbell             | T | 3-3   | OT |
| at Wake Forest          | W | 1-0   |    |
| Duke                    | L | 0-4   |    |
| Total Goals             |   | 36-29 |    |

\*Patriot Invitational (Fairfax, Va.)

**1986 (13-7-1, ACC 1-4-1, ACC 6th Place)**

**Head Coach: Anson Dorrance**

|                      |   |       |    |
|----------------------|---|-------|----|
| Massachusetts@       | W | 3-0   |    |
| Central Florida@     | L | 1-2   | OT |
| Elon                 | W | 4-1   |    |
| Erskine              | W | 5-1   |    |
| at Barton            | W | 5-0   |    |
| at Clemson           | L | 1-3   |    |
| at George Mason*     | L | 3-5   |    |
| American*            | W | 1-0   |    |
| South Carolina       | W | 1-0   |    |
| Virginia             | L | 1-4   |    |
| at Belmont Abbey     | W | 2-0   |    |
| Furman               | W | 4-0   |    |
| at UNC-Charlotte     | W | 3-1   |    |
| Wake Forest          | W | 4-1   |    |
| at Catawba           | W | 2-0   |    |
| at Maryland          | L | 2-3   | OT |
| Adelphi#             | W | 6-1   |    |
| Bowling Green State# | L | 1-2   |    |
| N.C. State           | T | 0-0   | OT |
| Methodist            | W | 3-0   |    |
| at Duke              | L | 0-1   |    |
| Total Goals          |   | 52-25 |    |

@Tar Heel Invitational (Chapel Hill, N.C.)

\*Patriot Invitational (Fairfax, Va.)

#Florida Invitational Cup (DeLand, Fla.)

**1987 (20-5-0, ACC 3-3-0, ACC 4th Place)**

**ACC Tournament Champion**

**NCAA Tournament Final Four**

**Head Coach: Anson Dorrance**

|                    |   |       |    |
|--------------------|---|-------|----|
| Duke               | W | 2-1   |    |
| South Florida#     | W | 3-0   |    |
| Central Florida#   | W | 2-0   |    |
| Barton             | W | 12-0  |    |
| Clemson            | W | 2-1   |    |
| at George Mason*   | W | 2-0   |    |
| American*          | W | 2-1   |    |
| at Wake Forest     | W | 4-2   |    |
| at Virginia        | L | 0-2   |    |
| Belmont Abbey      | W | 7-0   |    |
| at N.C. State      | L | 0-1   |    |
| Furman             | W | 2-0   |    |
| Catawba            | W | 7-0   |    |
| Maryland           | L | 0-2   |    |
| at South Carolina  | L | 1-2   |    |
| at UNC-Greensboro  | W | 2-1   |    |
| Erskine            | W | 3-1   |    |
| UNC-Charlotte      | W | 3-1   |    |
| Clemson&           | W | 2-1   | OT |
| Virginia&          | W | 3-0   |    |
| N.C. State         | W | 4-3   | OT |
| at Duke@           | W | 2-0   |    |
| at South Carolina~ | W | 2-1   | OT |
| at Loyola (Md.)^   | W | 1-0   |    |
| at Clemson\$       | L | 1-4   |    |
| Total Goals        |   | 69-24 |    |

#Tar Heel Invitational (Chapel Hill, N.C.)

\*Patriot Invitational (Fairfax, Va.)

&ACC Tournament (Durham, N.C.)

@NCAA Tournament First Round (Durham, N.C.)

~NCAA Second Round (Columbia, S.C.)

^NCAA Quarterfinals (Baltimore, Md.)

\$NCAA Semifinals (Clemson, S.C.)

**1988 (14-9-1, ACC 3-3-0, ACC 3rd Place)**

**NCAA Tournament Participant**

**Head Coach: Anson Dorrance**

|                       |   |       |    |
|-----------------------|---|-------|----|
| at Indiana*           | L | 0-2   |    |
| Evansville*           | W | 4-3   | OT |
| at Campbell           | L | 1-2   |    |
| at Clemson            | L | 1-2   |    |
| Georgia Southern      | W | 6-0   |    |
| USC-Spartanburg#      | W | 6-2   |    |
| Catawba#              | L | 2-4   |    |
| at Duke               | L | 1-2   |    |
| College of Charleston | W | 1-0   |    |
| South Carolina        | T | 0-0   | OT |
| Virginia              | L | 0-2   |    |
| Wake Forest           | W | 2-1   |    |
| at Central Florida%   | W | 3-1   |    |
| Fla. International%   | W | 2-1   | OT |
| at Maryland           | W | 3-2   | OT |
| at Lenoir-Rhyne       | W | 6-0   |    |
| N.C. State            | W | 2-1   | OT |
| UNC-Greensboro        | W | 4-2   |    |
| at UNC-Charlotte      | L | 2-3   |    |
| at Clemson&           | W | 2-1   |    |
| Duke&                 | W | 2-1   |    |
| Virginia&             | L | 1-2   |    |
| at Wake Forest@       | W | 2-0   |    |
| at South Carolina+    | L | 1-3   |    |
| Total Goals           |   | 54-37 |    |

\*adidas-Met Life Classic (Bloomington, Ind.)

#Tar Heel Invitational (Chapel Hill, N.C.)

%Central Florida Invitational (Orlando, Fla.)  
 &ACC Tournament (Clemson, S.C.)  
 @NCAA First Round (Winston-Salem, N.C.)  
 +NCAA Second Round (Columbia, S.C.)



**Elmar Bolowich has led Carolina to 141 wins, an ACC title and six NCAA Tournaments in 12 seasons.**

**1989 (9-9-1, ACC 1-4-1, ACC Tied 5th Place)**

**Head Coach: Elmar Bolowich**

|                       |   |       |    |
|-----------------------|---|-------|----|
| Hartwick*             | L | 2-4   |    |
| Texas Christian*      | W | 3-1   |    |
| Catawba               | W | 5-3   | OT |
| Clemson               | W | 2-1   |    |
| at Wake Forest        | T | 1-1   | OT |
| at South Carolina     | L | 2-3   |    |
| College of Charleston | W | 3-0   |    |
| at Connecticut        | W | 4-0   |    |
| Campbell              | W | 3-1   |    |
| at Virginia           | L | 0-3   |    |
| Coastal Carolina      | W | 1-0   |    |
| Duke                  | L | 0-4   |    |
| Elon                  | W | 5-0   |    |
| Maryland              | L | 0-2   |    |
| Lenoir-Rhyne          | W | 6-0   |    |
| at N.C. State         | L | 2-3   |    |
| at UNC-Greensboro     | L | 3-4   | OT |
| UNC-Charlotte         | L | 2-4   | OT |
| Maryland#             | L | 1-2   |    |
| Total Goals           |   | 45-36 |    |

\*Demon Deacon Weekend Challenge (Winston-Salem, N.C.)

#ACC Tournament (Durham, N.C.)

**1990 (13-7-0, ACC 2-4-0, ACC 6th Place)**

**NCAA Tournament Participant**

**Head Coach: Elmar Bolowich**

|                       |   |       |    |
|-----------------------|---|-------|----|
| St. Mary's (Calif.)@  | W | 2-1   |    |
| Stetson@              | W | 7-0   |    |
| College of Charleston | L | 1-3   | OT |
| at Clemson            | L | 0-1   |    |
| Wake Forest           | W | 4-2   | OT |
| South Carolina        | W | 2-1   | OT |
| N.C. Wesleyan         | W | 6-1   |    |
| Wisconsin#            | W | 2-0   |    |
| SW Missouri State#    | W | 2-1   | OT |
| Virginia              | L | 0-2   |    |
| Radford               | W | 4-1   |    |
| at Duke               | L | 0-1   |    |
| Wingate               | W | 5-1   |    |
| at Maryland           | L | 1-2   |    |
| Lenoir-Rhyne          | W | 4-2   |    |
| N.C. State            | W | 2-0   |    |
| at Davidson           | W | 4-1   |    |
| Virginia+             | L | 0-3   |    |
| Wake Forest\$         | W | 2-1   |    |
| at Virginia*          | L | 1-3   |    |
| Total Goals           |   | 49-27 |    |

@Planters LifeSavers Soccer Classic (Winston-Salem, N.C.)

#Great Carolina Shootout (Conway, S.C.)

+ACC Tournament (Durham, N.C.)  
 \$NCAA First Round (Chapel Hill, N.C.)  
 \*NCAA Second Round (Charlottesville, Va.)

**1991 (15-6-1, ACC 3-3-0, ACC 4th Place)**

**NCAA Tournament Participant**

**Head Coach: Elmar Bolowich**

|                       |   |       |    |
|-----------------------|---|-------|----|
| Connecticut@          | W | 1-0   |    |
| Jacksonville@         | W | 1-0   |    |
| Clemson               | W | 2-1   |    |
| Davidson              | T | 0-0   | OT |
| at South Carolina     | W | 2-1   | OT |
| Vanderbilt#           | W | 4-0   |    |
| Radford#              | W | 3-0   |    |
| Appalachian State     | W | 2-0   |    |
| at Virginia           | L | 0-1   |    |
| Furman                | L | 0-1   |    |
| Duke                  | W | 2-1   |    |
| at Winthrop           | W | 1-0   |    |
| Maryland              | L | 0-1   | OT |
| at Lenoir-Rhyne       | W | 2-1   |    |
| at N.C. State         | L | 1-4   |    |
| College of Charleston | W | 3-0   |    |
| at Wake Forest        | W | 2-0   |    |
| Georgia State         | W | 1-0   |    |
| Clemson+              | W | 3-1   |    |
| Virginia+             | L | 0-1   |    |
| UNC-Charlotte\$       | W | 1-0   | OT |
| at St. Louis*         | L | 0-4   |    |
| Total Goals           |   | 49-27 |    |

@Wake Forest Soccer Classic (Winston-Salem, N.C.)

#Champion Carolina Classic (Chapel Hill, N.C.)

+ACC Tournament (Chapel Hill, N.C.)

\$NCAA First Round (Chapel Hill, N.C.)

\*NCAA Second Round (St. Louis, Mo.)

**1992 (9-7-4, ACC 2-2-2, ACC 4th Place)**

**Head Coach: Elmar Bolowich**

|                        |   |       |    |
|------------------------|---|-------|----|
| James Madison@         | L | 1-2   |    |
| Davidson@              | L | 3-4   | OT |
| East Carolina          | W | 5-0   |    |
| at Clemson             | T | 1-1   | OT |
| Belmont Abbey          | L | 1-2   |    |
| Tulsa#                 | W | 4-2   | OT |
| Navy#                  | W | 2-0   |    |
| at Furman              | T | 1-1   | OT |
| Virginia               | L | 3-6   |    |
| at Duke                | L | 0-1   |    |
| at Coll. of Charleston | L | 1-3   |    |
| The Citadel            | W | 4-0   |    |
| at Maryland            | W | 1-0   |    |
| South Carolina         | W | 6-0   |    |
| N.C. State             | T | 0-0   | OT |
| Wake Forest            | W | 2-0   |    |
| Winthrop               | W | 2-0   |    |
| at Appalachian State   | W | 3-1   | OT |
| Wake Forest+           | T | 3-3   | OT |
| Virginia+              | L | 0-2   |    |
| Total Goals            |   | 43-28 |    |

@Wake Forest Soccer Cl. (Winston-Salem, N.C.)

#Carolina Classic Invitational (Chapel Hill, N.C.)

+ACC Tournament (Chapel Hill, N.C.)

**1993 (13-7-2, ACC 2-2-2, ACC 4th Place)**

**NCAA Tournament Participant**

**Head Coach: Elmar Bolowich**

|                     |   |       |    |
|---------------------|---|-------|----|
| UCLA@               | L | 3-5   |    |
| at Fullerton State@ | L | 2-3   |    |
| East Carolina       | W | 6-0   |    |
| Clemson             | T | 2-2   | OT |
| Belmont Abbey       | W | 5-3   |    |
| Ohio State#         | W | 4-1   |    |
| South Carolina#     | W | 3-0   |    |
| at The Citadel      | W | 7-1   |    |
| at Virginia         | L | 2-3   |    |
| Davidson            | W | 5-0   |    |
| Duke                | W | 4-1   | OT |
| Appalachian State   | W | 2-1   |    |
| Maryland            | W | 1-0   |    |
| Brown%              | L | 1-2   |    |
| Cornell%            | W | 3-1   |    |
| at Wake Forest      | T | 2-2   | OT |
| at N.C. State       | L | 2-3   |    |
| James Madison       | W | 3-0   |    |
| N.C. State+         | W | 3-0   |    |
| Clemson+            | L | 2-4   |    |
| Duke\$              | W | 3-2   |    |
| Air Force*          | L | 1-2   |    |
| Total Goals         |   | 66-36 |    |

@Chiquita Invitational (Fullerton, Calif.)

#Carolina Classic (Chapel Hill, N.C.)

%Sheraton/Lanzera Classic (Charlottesville, Va.)

+ACC Tournament (Chapel Hill, N.C.)

\$NCAA First Round (Chapel Hill, N.C.)

\*NCAA Second Round (Chapel Hill, N.C.)

**1994 (13-7, ACC 3-3, ACC 3rd Place)**

**NCAA Tournament Participant**

**Head Coach: Elmar Bolowich**

|                    |   |       |    |
|--------------------|---|-------|----|
| Saint Louis@       | L | 1-2   | OT |
| at Indiana@        | W | 2-1   |    |
| East Carolina      | W | 4-1   |    |
| at Clemson         | L | 1-4   |    |
| Nevada-Las Vegas#  | W | 4-0   |    |
| Old Dominion#      | W | 2-0   |    |
| at Belmont Abbey   | W | 3-1   |    |
| Virginia           | W | 5-1   |    |
| at Duke            | W | 4-3   |    |
| Princeton*         | W | 3-2   |    |
| The Citadel        | W | 3-0   |    |
| UNC-Asheville      | W | 7-0   |    |
| at South Carolina% | L | 5-7   |    |
| Davidson%          | W | 4-0   |    |
| N.C. State         | L | 0-1   |    |
| Appalachian State  | W | 6-1   |    |
| Wake Forest        | W | 2-1   |    |
| at Maryland        | L | 1-2   |    |
| Duke+              | L | 0-2   |    |
| James Madison\$    | L | 0-3   |    |
| Total Goals        |   | 57-32 |    |

@Indiana MetLife-adidas Classic (Bloomington, Ind.)

#adidas/Eurosport Carolina Classic (Chapel Hill, N.C.)

\*Davidson, N.C.

%S.C. MetLife Classic (Columbia, S.C.)

+ACC Tournament (Clemson, S.C.)

\$NCAA First Round (Chapel Hill, N.C.)

Kevin Cox

**1995 (11-8-1, ACC 0-5-1, ACC 7th Place)**

**Head Coach: Elmar Bolowich**

|                          |   |       |    |
|--------------------------|---|-------|----|
| at Connecticut@          | W | 6-0   |    |
| Seton Hall@              | W | 3-1   |    |
| East Carolina            | W | 2-0   |    |
| Clemson                  | L | 1-2   | OT |
| Harvard#                 | W | 2-0   |    |
| William & Mary#          | W | 2-1   |    |
| Winthrop                 | W | 2-0   |    |
| at Virginia              | L | 1-7   |    |
| Duke                     | L | 1-2   |    |
| at College of Charleston | L | 0-3   |    |
| at South Carolina        | L | 1-3   |    |
| Davidson                 | W | 3-0   |    |
| Radford                  | W | 3-2   |    |
| UNC Asheville            | W | 4-0   |    |
| at N.C. State            | T | 1-1   | OT |
| Appalachian State        | W | 2-1   |    |
| at Wake Forest           | L | 1-2   |    |
| Maryland                 | L | 1-2   |    |
| Maryland+                | W | 4-3   |    |
| Clemson+                 | L | 0-1   |    |
| Total Goals              |   | 40-31 |    |

@UConn/New England Ford Dealers Soccer Classic (Storrs, Conn.)

#adidas Carolina Classic (Chapel Hill, N.C.)

+ACC Tournament (Durham, N.C.)

**1996 (8-8-1, ACC 2-3-1, ACC Tied 5th Place)**

**Head Coach: Elmar Bolowich**

|                        |   |       |    |
|------------------------|---|-------|----|
| at William & Mary      | L | 0-4   |    |
| at Clemson             | L | 2-3   | OT |
| Portland*              | W | 1-0   |    |
| Furman*                | W | 2-1   |    |
| Virginia               | T | 3-3   | OT |
| at UNC Asheville       | W | 2-0   |    |
| at Duke                | W | 3-2   |    |
| at Davidson            | W | 4-0   |    |
| South Carolina         | L | 1-4   |    |
| Florida International+ | L | 2-4   |    |
| Hartwick+              | W | 6-2   |    |
| Appalachian State      | W | 3-2   | OT |
| N.C. State             | L | 2-3   | OT |
| Radford                | L | 0-1   |    |
| Wake Forest            | W | 1-0   |    |
| at Maryland            | L | 1-3   |    |
| Wake Forest@           | L | 0-1   | OT |
| Total Goals            |   | 33-33 |    |

\*adidas/Eurosport Carolina Classic (Chapel Hill, N.C.)

+Greensboro, N.C.

@ACC Tournament (Charlottesville, Va.)

**1997 (6-13, ACC 1-5, ACC 7th Place)**

**Head Coach: Elmar Bolowich**

|               |   |     |    |
|---------------|---|-----|----|
| Washington*   | L | 1-4 |    |
| at Portland*  | L | 0-1 |    |
| Campbell      | W | 3-2 |    |
| Georgia State | L | 1-2 |    |
| Clemson       | L | 0-1 |    |
| Radford+      | L | 0-1 |    |
| Creighton+    | W | 2-1 | OT |
| at Virginia   | L | 1-2 | OT |
| UNC Asheville | W | 2-0 |    |
| Duke          | L | 2-6 |    |
| Wofford       | W | 8-0 |    |
| Maryland      | L | 1-2 | OT |



**Three-time academic All-America Michael Bucy finished his career in 2000 ranked fifth in UNC history in assists.**

|                   |   |       |    |
|-------------------|---|-------|----|
| at Davidson       | L | 0-2   |    |
| at Furman         | L | 1-2   |    |
| at N.C. State     | L | 1-3   |    |
| Appalachian State | W | 2-1   |    |
| at Wake Forest    | W | 2-1   | OT |
| at South Carolina | L | 2-3   | OT |
| Virginia@         | L | 0-4   |    |
| Total Goals       |   | 29-38 |    |

\*Portland, Ore.

+adidas/Eurosport Carolina Classic (Chapel Hill, N.C.)

@ACC Tournament (Orlando, Fla.)

**1998 (11-6-2, ACC 3-3, ACC Tied-4th Place)**

**Head Coach: Elmar Bolowich**

|                   |   |       |    |
|-------------------|---|-------|----|
| at UNC Asheville  | W | 3-0   |    |
| St. Bonaventure*  | L | 0-1   |    |
| San Francisco*    | W | 6-2   |    |
| at Clemson        | L | 0-5   |    |
| Dayton+           | W | 4-1   |    |
| Cornell+          | W | 2-1   | OT |
| at Winthrop       | W | 3-2   |    |
| Virginia          | L | 0-2   |    |
| at Duke           | L | 0-2   |    |
| High Point        | W | 4-1   |    |
| at Maryland       | W | 2-1   | OT |
| Appalachian State | W | 5-1   |    |
| UNC Greensboro    | T | 2-2   | OT |
| at Radford        | T | 0-0   | OT |
| N.C. State        | W | 1-0   |    |
| Davidson          | W | 4-2   |    |
| Wake Forest       | W | 2-1   |    |
| at South Carolina | L | 1-2   | OT |
| Maryland@         | L | 0-2   |    |
| Total Goals       |   | 39-28 |    |

\*Nike Wake Forest Classic (Winston-Salem, N.C.)

+Nike Carolina Classic (Chapel Hill, N.C.)

@ACC Tournament (Winston-Salem, N.C.)

**1999 (12-7-1, ACC 2-3-1, ACC 5th Place)**

**NCAA Tournament Participant**

**Head Coach: Elmar Bolowich**

|                     |   |       |    |
|---------------------|---|-------|----|
| Bradley*            | W | 3-1   |    |
| at Creighton*       | L | 0-3   |    |
| at Campbell         | W | 5-0   |    |
| Clemson             | W | 2-1   |    |
| Lehigh+             | W | 3-1   |    |
| Alabama-Birmingham+ | W | 5-2   |    |
| at UNC Greensboro   | W | 3-0   |    |
| at Virginia         | L | 1-2   |    |
| Duke                | L | 0-1   |    |
| Winthrop            | W | 9-1   |    |
| Maryland            | L | 0-1   |    |
| at Davidson         | W | 3-2   |    |
| UNC Asheville       | W | 4-0   |    |
| at NC State         | W | 6-0   |    |
| High Point          | W | 6-0   |    |
| at Wake Forest      | T | 1-1   | OT |
| South Carolina      | L | 2-3   |    |
| Clemson@            | W | 1-0   | OT |
| Duke@               | L | 0-4   |    |
| at Furman\$         | L | 1-2   | OT |
| Total Goals         |   | 52-25 |    |

\*Diadora Creighton Classic (Omaha, Neb.)

+Nike Carolina Classic (Chapel Hill, N.C.)

@ACC Tournament (Winston-Salem, N.C.)

\$NCAA First Round (Greenville, S.C.)

**2000 (21-3, ACC 5-1, Tied 1st Place)**

**ACC Tournament Champions**

**NCAA Tournament Quarterfinalist**

**Head Coach: Elmar Bolowich**

|                   |   |       |    |
|-------------------|---|-------|----|
| Illinois-Chicago* | W | 4-1   |    |
| at UAB*           | L | 1-2   |    |
| Campbell          | W | 1-0   |    |
| at Clemson        | W | 2-1   |    |
| Davidson          | W | 4-0   |    |
| Denver+           | W | 1-0   |    |
| Kentucky+         | W | 2-1   |    |
| Virginia          | L | 1-3   |    |
| at Old Dominion   | W | 4-0   |    |
| at Duke           | W | 4-2   |    |
| William & Mary    | W | 2-0   |    |
| at Maryland       | W | 5-1   |    |
| Dartmouth%        | W | 3-1   |    |
| Rider%            | W | 11-0  |    |
| Charlotte         | W | 3-0   |    |
| NC State          | W | 7-1   |    |
| Elon              | W | 5-0   |    |
| Wake Forest       | W | 4-1   |    |
| at South Carolina | W | 2-0   |    |
| at Wake Forest@   | W | 1-0   |    |
| Virginia@         | W | 1-0   | OT |
| William & Mary\$  | W | 3-2   | OT |
| Rhode Island^     | W | 3-1   |    |
| Indiana~          | L | 0-1   |    |
| Total Goals       |   | 73-18 |    |

\*UAB Nike Classic (Birmingham, Ala.)

+Nike Carolina Classic (Chapel Hill, N.C.)

%adidas/Spartan Classic (Greensboro, N.C.)

@ACC Tournament (Winston-Salem, N.C.)

\$NCAA First Round (Chapel Hill, N.C.)

^NCAA Second Round (Chapel Hill, N.C.)

~NCAA Quarterfinal (Chapel Hill, N.C.)

# ACC HONORS & ACC TOURNAMENT HISTORY

## ALL-ACC SELECTIONS

- 1968 — Jamie Canfield, M, 1st Team  
Mark Packard, M, 1st Team  
John Gussenhoven, D, 1st Team  
Tim Haigh, G, 2nd Team
- 1969 — Louis Bush, M, 1st Team  
Al Merrell, D, 1st Team  
Mark Packard, M, 2nd Team  
Pete Seggel, D, 2nd Team
- 1970 — Al Merrell, D, 1st Team  
Tim Haigh, G, 1st Team  
Louis Bush, M, 2nd Team  
Van Allen, D, 2nd Team
- 1971 — Van Allen, D, 1st Team  
Anson Dorrance, F, 2nd Team  
Mark Marcoplos, M, 2nd Team  
Jim Smith, D, 2nd Team
- 1972 — Anson Dorrance, D, 1st Team  
Danny Ariail, F, 2nd Team
- 1973 — Anson Dorrance, M, 1st Team  
Rick Culberson, F, 2nd Team
- 1974 — Zoltan Berky, D, 2nd Team  
Rob Hollis, D, 2nd Team
- 1975 — Martin Trimble, G, 1st Team  
Tim Fenton, F, 2nd Team  
Zoltan Berky, D, 2nd Team  
Eric Cook, D, 2nd Team  
John Rhodes, D, 2nd Team
- 1976 — Eric Cook, F, 1st Team  
Martin Trimble, G, 1st Team  
Roy Baroff, D, 2nd Team  
Ed Fenimore, D, 2nd Team  
Peter Griffin, D, 2nd Team
- 1977 — Martin Trimble, G, 1st Team  
Dick Drayton, M, 2nd Team  
Peter Griffin, M, 2nd Team  
Ed Fenimore, M, 2nd Team
- 1978 — David Blum, D, 1st Team  
Ricky Marvin, M, 2nd Team  
Ed Fenimore, D, 2nd Team  
Kevin Kane, G, 2nd Team
- 1979 — David Blum, D, 1st Team  
Ricky Marvin, M, 2nd Team  
Kevin Kane, G, 2nd Team
- 1980 — Bucky Buckley, D, 1st Team  
Ricky Marvin, D, 1st Team
- 1981 — Billy Hartman, M, 1st Team  
Ricky Marvin, D, 1st Team  
Mike Fiocco, M, 2nd Team  
Tony Johnson, F, 2nd Team
- 1982 — Jay Ainslie, D, 1st Team  
Tony Johnson, F, 1st Team  
John Richards, M, 1st Team  
Mike Fiocco, D, 2nd Team  
Billy Hartman, F, 2nd Team  
Jim Poff, D, 2nd Team
- 1983 — Jay Ainslie, D, 1st Team  
Mark Devey, M, 1st Team  
Billy Hartman, M, 2nd Team
- 1984 — Billy Hartman, M, 2nd Team  
Ken West, D, 2nd Team
- 1986 — David Smyth, M, 2nd Team
- 1987 — Donald Cogsville, D, 1st Team  
David Smyth, D, 1st Team  
Chad Ashton, M, 2nd Team
- 1988 — Donald Cogsville, F, 1st Team  
Chad Ashton, M, 2nd Team  
Derek Missimo, F, 2nd Team
- 1989 — Chad Ashton, D, 2nd Team  
Derek Missimo, F, 2nd Team
- 1990 — Marco Ferruzzi, M, 1st Team
- 1991 — Adam Tinkham, M, 2nd Team  
Ritchie Wachsmann, D, 2nd Team

- 1992 — Gregg Berhalter, D, 1st Team  
Marco Ferruzzi, M, 2nd Team  
Derek Kepner, M, 2nd Team  
Kerry Zavagnin, M, 2nd Team
- 1993 — Temoc Suarez, F, 1st Team  
Gregg Berhalter, D, 1st Team  
Todd Haskins, F, 2nd Team  
Eddie Pope, D, 2nd Team
- 1994 — Temoc Suarez, F, 1st Team  
Victor Suarez, M, 1st Team  
Eddie Pope, D, 1st Team  
Kerry Zavagnin, M, 2nd Team  
Carey Talley, D, 2nd Team
- 1995 — Eddie Pope, D, 1st Team  
Temoc Suarez, F, 2nd Team  
Carey Talley, M, 2nd Team
- 1996 — Carey Talley, M, 1st Team  
Temoc Suarez, M, 2nd Team
- 1997 — Carey Talley, M, 1st Team
- 1998 — Chris Carrieri, F, 2nd Team
- 1999 — Chris Carrieri, F, 1st Team  
Danny Jackson, D, 2nd Team  
Chris Carrieri, F, 1st Team  
Danny Jackson, D, 1st Team  
Michael Bucy, M, 2nd Team  
Caleb Norkus, F, 2nd Team  
Eddie Robinson, M, 2nd Team
- (G = goalkeeper, D = defender, M = midfielder, F = forward)

## ACC PLAYER OF THE YEAR

2000 — Chris Carrieri

## ACC TOURNAMENT MVP


1987 — Derek Missimo  
2000 — Caleb Norkus

## ACC COACH OF THE YEAR

1975 — Marvin Allen  
1977 — Anson Dorrance  
2000 — Elmar Bolowich



**Chris Carrieri**  
2000 ACC  
Player of the Year



**Kerry Zavagnin**  
All-ACC 1992, '94

✓ Carolina has produced 99 All-ACC selections, including five in 2000.

## ALL-ACC TOURNAMENT SELECTIONS

| Year | Player          |
|------|-----------------|
| 1987 | Derek Missimo*  |
|      | David Smyth     |
|      | Dino Megaloudis |
|      | Marc Buffin     |
| 1991 | Adam Tinkham    |
|      | Ben DiMeo       |
| 1992 | Gregg Berhalter |
| 1993 | Hector Suarez   |
|      | Temoc Suarez    |
| 1995 | Temoc Suarez    |
| 2000 | Michael Bucy    |
|      | Chris Carrieri  |
|      | David Stokes    |
|      | Noz Yamauchi    |
|      | Caleb Norkus*   |

\*ACC Tournament MVP

## CAROLINA IN THE ACC TOURNAMENT

| Year | Opponent    | Score       | Round     | Site                 |
|------|-------------|-------------|-----------|----------------------|
| 1987 | Clemson     | W 2-1 (OT)  | First     | Durham, N.C.         |
|      | Virginia    | W 3-0       | Semifinal | Durham, N.C.         |
|      | N.C. State  | W 4-3 (OT)  | Final     | Durham, N.C.         |
| 1988 | Clemson     | W 2-1       | First     | Clemson, S.C.        |
|      | Duke        | W 2-1       | Semifinal | Clemson, S.C.        |
|      | Virginia    | L 1-2       | Final     | Clemson, S.C.        |
| 1989 | Maryland    | L 1-2       | First     | Durham, N.C.         |
| 1990 | Virginia    | L 0-3       | First     | Durham, N.C.         |
| 1991 | Clemson     | W 3-1       | First     | Chapel Hill, N.C.    |
|      | Virginia    | L 0-1       | Semifinal | Chapel Hill, N.C.    |
| 1992 | Wake Forest | T 3-3 (OT)* | First     | Chapel Hill, N.C.    |
|      | Virginia    | L 0-2       | Semifinal | Chapel Hill, N.C.    |
| 1993 | N.C. State  | W 3-0       | First     | Chapel Hill, N.C.    |
|      | Clemson     | L 2-4       | Semifinal | Chapel Hill, N.C.    |
| 1994 | Duke        | L 0-2       | First     | Clemson, S.C.        |
| 1995 | Maryland    | W, 4-3      | First     | Durham, N.C.         |
|      | Clemson     | L, 0-1      | Semifinal | Durham, N.C.         |
| 1996 | Wake Forest | L, 0-1 (OT) | First     | Charlottesville, Va. |
| 1997 | Virginia    | L, 0-4      | First     | Orlando, Fla.        |
| 1998 | Maryland    | L, 0-2      | First     | Winston-Salem, N.C.  |
| 1999 | Clemson     | W, 1-0 (OT) | First     | Winston-Salem, N.C.  |
|      | Duke        | L, 0-4      | Semifinal | Winston-Salem, N.C.  |
| 2000 | Wake Forest | W, 1-0      | Semifinal | Winston-Salem, N.C.  |
|      | Virginia    | W, 1-0 (OT) | Final     | Winston-Salem, N.C.  |

\*Advanced on penalty kicks, 4-1

Overall Record in ACC Tournament: 11-12-1 (.500)

# CAROLINA IN THE NCAA TOURNAMENT

Carolina has made two straight NCAA Tournament appearances after a four-year absence from 1995-98. Overall, the Tar Heel men's soccer team has competed in nine NCAA tournaments, compiling a 9-9 record. In 2000, the Tar Heels were the top overall seed in the Men's College Cup for the first time and came within one win of the Final Four.

The Tar Heels made their first NCAA Tournament appearance in 1968 in a game played on a wet and muddy Fetzter Field. Unfortunately, the Tar Heels' debut was spoiled by the defending national co-champion, Michigan State. The Spartans won 5-0 on three goals by Tony Keyes and two by Tom Kreft. MSU outshot the Tar Heels, 37-6.

The next time Carolina returned to the tournament was 1987, its most successful season. Coached by Anson Dorrance, the Tar Heels entered the NCAA Tournament as the eighth-ranked team in the nation after winning the ACC Tournament championship. In the first round, Carolina defeated arch-rival and defending national champion Duke, 2-0. The Tar Heels then battled South Carolina through two overtimes and a shootout before winning, 2-1, on a penalty kick by Derek Missimo.

In the quarterfinal against Loyola of Baltimore, Missimo scored on a header to give the Tar Heels a 1-0 victory, making Carolina only the fourth team in ACC history to achieve 20 wins in a season. Carolina then went to the Final Four but fell 4-1 to eventual champion Clemson on the Tigers' home field. The Tar Heels were ranked sixth in the final *Soccer America* rankings and placed sweeper David Smyth on the All-America team.

In 1988, Anson Dorrance's final year as the men's coach, the Tar Heels defeated Wake Forest, 2-0, in the first round of the tournament. Both Tar Heel goals came in the first half as Adam Tinkham scored on a breakaway and Marc Buffin kicked one in from 25 yards out. For Carolina, it was the 10th win in 11 games in a season-ending run, the only loss coming to Virginia in the ACC Tournament championship game. The Tar Heels then advanced to the South Region championship, where they lost 3-1 to the University of South Carolina Gamecocks.

Under current coach Elmar Bolowich, Carolina again defeated Wake Forest in the first round of the 1990 tournament. Freshmen Chris Lyn and Brent Walker scored to give Carolina a 2-1 win and improve the series record against the Demon Deacons to 9-1-2. In the second round, the Tar Heels were defeated, 3-1, by Virginia at Charlottesville.

In the first round of the tournament in 1991, the Tar Heels defeated UNC-Charlotte, 1-0, at Fetzter Field. Todd Haskins scored the winning goal on an assist by David Moore in the first overtime period. The Tar Heels then travelled to Saint Louis, falling 4-0 to the hometown Billikens.

In 1993, the Tar Heels were once again victorious in the first round, holding on for a 3-2 victory over Duke. Gregg Berhalter scored a pair of goals off free kicks, then Chapel Hill native Greg Caiola came off the bench to score the game-winner in the 69th minute. In the second round, the Tar Heels were upset, 2-1, by Air Force after ACC Rookie of the Year Temoc Suarez suffered a broken ankle midway through the first half.

Carolina returned to NCAA Tournament action in 1994 for the sixth time in eight seasons. Despite possessing the home-field advantage, Carolina was beaten by James Madison, 3-0, in the first round.

The Tar Heels made an NCAA Tournament appearance in 1999 after a

## CAROLINA IN THE NCAA TOURNAMENT

**Appearances:** Nine (1968-87-88-90-91-93-94-99-2000)

**Record:** 9-9-0 (.500)

**Goal Scoring:** 24 for, 34 against

**Final Four Appearances:** One (1987)

four-year absence. UNC played at No. 3-ranked Furman and gave the Paladins, who eventually reached the NCAA Quarterfinals, all they could handle before losing, 2-1, in overtime.


In 2000, Carolina was the top overall seed in the Tournament after winning the ACC championship. UNC hosted three games at Fetzter Field, coming back from a 2-0 deficit in the first round to defeat William & Mary, 3-2, in an overtime game played in a driving snowstorm. The Heels downed Rhode Island, 3-1, in the second round before losing to two-time defending NCAA champion Indiana in the quarterfinals.



**ABOVE:** Carolina defeated Duke, 2-0, in the first round in 1987 on the way to the Final Four.



**Top-seeded Carolina reached the quarterfinals of the 2000 NCAA Tournament before losing to two-time defending national champion Indiana, 1-0, before a packed house at Fetzter Field. (Kevin Cox)**



**The Tar Heels celebrate after recovering from a 2-0 deficit to defeat Rhode Island, 3-2 in overtime, in the 2000 NCAA first round at Fetzter Field. Reserve Matt Laycock scored twice in the final 26 minutes to tie the game. Ryan Kneipper scored the game-winner.**

David K. Thron

**1968 (0-1)****First Round, Chapel Hill, N.C., Nov. 25, 1968****Michigan State 5, UNC 0**

Michigan State 1 1 2 1—5

North Carolina 0 0 0 0—0

MSU Goals: Tony Keyes 3, Tom Creft 2. Shots:

MSU 37, UNC 6.

**1987 (3-1)****First Round, Durham, N.C., Nov. 15, 1987****UNC 2, Duke 0**

North Carolina 1 1—2

Duke 0 0—0

UNC Goals: Marc Buffin, Reid Storch. UNC

Assists: David Smyth, Derek Missimo. Saves:

Darren Royer (UNC) 6, Mark Dodd (DU) 5. Shots:

UNC 14, DU 13. Corner Kicks: UNC 2, DU 5.

Fouls: UNC 30, DU 24. Attendance: 3,500.

**Second Round, Columbia, S.C., Nov. 22, 1987****UNC 2, South Carolina 1 (OT)**

North Carolina 1 0 0 0 1—2

South Carolina 0 1 0 0 0—1

UNC Goals: John Cocking, Derek Missimo

(Penalty Kick in One-on-One Sudden Death

Shootout); USC Goals: Doug Allison. UNC

Assists: Chad Ashton; USC Assists: Scott Cook.

Saves: Darren Royer (UNC) 5, Charles Arndt

(USC) 6. Shots: UNC 13, USC 12. Corner Kicks:

UNC 7, USC 3. Fouls: UNC 30, USC 31.

**Quarterfinal, Baltimore, Md., Nov. 29, 1987****UNC 1, Loyola (Md.) 0**

North Carolina 1 0—1

Loyola (Md.) 0 0—0

UNC Goal: Derek Missimo. Assists: UNC: Chad

Ashton. Saves: Darren Royer (UNC) 4, Dave

Barrueta (LC) 3. Shots: UNC 8, LC 10. Corner

Kicks: UNC 5, LC 8. Fouls: UNC 40, LC 36.

Attendance: 1,460.

**Semifinal, Clemson, S.C., Dec. 5, 1987****Clemson 4, UNC 1**

North Carolina 0 1—1

Clemson 2 2—4

UNC Goal: Derek Missimo; CU Goals: Pearse

Tormey 2, Bruce Murray, David Veghte; UNC

Assists: Chad Ashton; CU Assists: Paul Rutenis,

Bruce Murray, Pearse Tormey, David Veghte.

Saves: Darren Royer (UNC) 8, Tim Genovese (CU)

5. Shots: UNC 9, CU 23. Corner Kicks: UNC 3,

CU 6. Fouls: UNC 23, CU 28. Attendance:

6,000.

**1988 (1-1)****First Round, Winston-Salem, N.C., Nov. 12, 1988****UNC 2, Wake Forest 0**

North Carolina 2 0—2

Wake Forest 0 0—0

UNC Goals: Adam Tinkham, Marc Buffin. UNC

Assists: Dino Megaloudis. Saves: Darren Royer

(UNC) 5, Scott Wehmer (WFU) 3. Shots: UNC 8,

WFU 7. Corner Kicks: UNC 1, WFU 2. Fouls:

UNC 19, WFU 27. Attendance: 970.

**Second Round, Columbia, S.C., Nov. 20, 1988****South Carolina 3, UNC 1**

North Carolina 0 1—1

South Carolina 2 1—3

UNC Goal: Derek Missimo; USC Goals: Phil

Seidenburg, Granville Pope, Clark Brisson. USC

Assists: Clark Brisson, Pat Walsh, Charles Arndt,

Granville Pope. Saves: Darren Royer (UNC) 5,

Charles Arndt (USC) 2. Shots: UNC 7, USC 18.

Corner Kicks: UNC 2, USC 6. Fouls: UNC 29,

USC 29. Attendance: 1,516.

**1990 (1-1)****First Round, Chapel Hill, N.C., Nov. 10, 1990****UNC 2, Wake Forest 1**

Wake Forest 0 1—1

North Carolina 1 1—2

WFU Goal: Rob Dixon; UNC Goals: Chris Lyn,

Brent Walker. WFU: Assists: Nigel McNamara.

Saves: Matt Olsen (WFU) 5, Watson Jennison

(UNC) 2. Shots: WFU 10, UNC 15. Corner Kicks:

WFU 4, UNC 3. Fouls: WFU 22, UNC 18.

Attendance: 760.

**Second Round, Charlottesville, Va., Nov. 18, 1990****Virginia 3, UNC 1**

North Carolina 0 1—1

Virginia 1 2—3

UNC Goal: Derek Missimo; UVa Goals: Tim

Kunihiro, Lyle Yorks, Kris Kelderman. UNC Assists:

Ritchie Wachsmann; UVa Assists: Craig Brannan,

Lyle Yorks, Brian Bates, Ben Crawley, Brad Agoos.

Saves: Watson Jennison (UNC) 4, Jeff Causey

(UVA) 5. Shots: UNC 11, UVA 8. Corner Kicks:

UNC 9, UVA 3. Fouls: UNC 24, UVA 18.

Attendance: 1,500.

**1991 (1-1)****First Round, Chapel Hill, N.C., Nov. 17, 1991****UNC 1, UNC Charlotte 0 (OT)**

UNC Charlotte 0 0 0 0—0

North Carolina 0 0 1 0—1

UNC Goal: Todd Haskins. UNC Assist: David

Moore. Saves: Aidan Heaney (UNC-C) 5, Watson

Jennison (UNC) 5, Derek Kepner (UNC) 1. Shots:

UNC-C 11, UNC 15. Corner Kicks: UNC-C 8,

UNC 8. Fouls: UNC-C 26, UNC 25. Attendance:

1,200.

**Second Round, St. Louis, Mo., Nov. 23, 1991****Saint Louis 4, UNC 0**

North Carolina 0 0—0

Saint Louis 1 3—4

SLU Goals: Steve Kuntz, Shane Battelle, Brian

McBride, Mike Sorber. SLU Assists: Jeff Davis,

Chris Santel, Scott McDoniel, Dan Merlo. Saves:

Watson Jennison (UNC) 9, Shaun Fogarty (SLU) 2,

Steve Kuntz (SLU) 1. Shots: UNC 8, SLU 17.

Corner Kicks: UNC 3, SLU 5. Fouls: UNC 17, SLU

28. Attendance: 1,085.

**1993 (1-1)****First Round, Chapel Hill, N.C., Nov. 13, 1993****UNC 3, Duke 2**

Duke 0 2—2

North Carolina 1 2—3

DU Goals: Jason Kreis, Kevin Stein; UNC Goals:

Gregg Berhalter 2, Greg Caiola. Duke Assists:

Kevin Stein, Jason Kreis; UNC Assists: Kerry

Zavagnin, Temoc Suarez, Todd Haskins, Gregg

Berhalter. Saves: Garth Lagerway (Duke) 6,

Dimitry Drouin (UNC) 2. Shots: Duke 8, UNC 11.

Corner Kicks: Duke 1, UNC 4. Fouls: Duke 17,

UNC 21. Attendance: 2,400.

**Second Round, Chapel Hill, N.C., Nov. 20, 1993****Air Force 2, UNC 1**

Air Force 1 1—2

North Carolina 1 0—1

AFA Goals: Gerald Forturna, Brian Bergeron;

UNC Goal: Gregg Berhalter. AFA Assists: John

Stratton, Chris Cullen; UNC Assists: Todd Haskins,

Derek Kepner. Saves: Matt Menell (AFA) 2,

Dimitry Drouin (UNC) 6, Chris Lyn (UNC) 1. Shots:

AFA 16, UNC 8. Corner Kicks: AFA 6, UNC 2.

Fouls: AFA 10, UNC 14. Attendance: 1,300.

**1994 (0-1)****First Round, Chapel Hill, N.C., Nov. 20, 1994****James Madison 3, UNC 0**

James Madison 1 2—3

North Carolina 0 0—0

JMU Goals: Patrick McSorley 2, Kaarlo

Kankkunen. JMU Assists: Mark Mathewson,

Kaarlo Kankkunen. Saves: Barry Purcell (JMU) 4;

Roger Componovo (UNC) 4. Shots: JMU 15, UNC

12. Corner Kicks: JMU 7, UNC 8. Fouls: JMU

17, UNC 18. Attendance: 1,020.

**1999 (0-1)****First Round, Greenville, S.C., Nov. 21, 1999****Furman 2, UNC 1 (OT)**

North Carolina 0 1 0—1

Furman 0 1 1—2

UNC Goal: Chris Leitch. FU Goals: John Barry

Nysum, Carl Junot. UNC Assists: Jon Wean, Joey

DiSalvo. FU Assists: Carl Junot, Daniel Alvarez,

John Bradford. Saves: Michael Ueltschey (UNC)

1; William Woodroffe (UNC) 1; Scott Blount (FU) 6.

Shots: UNC 16, UF 9. Corner Kicks: UNC 8, FU

3. Fouls: UNC 19, UF 15. Attendance: 1,158.

**2000 (2-1)****First Round, Chapel Hill, N.C., Nov. 19, 2000****UNC 3, William & Mary 2 (OT)**

William &amp; Mary 0 2 0—2

North Carolina 0 2 1—3

UNC Goals: Matt Laycock 2, Ryan Kneipper. W&amp;M

Goals: Carlos Garcia, Phillip Hudes. UNC Assists:

Chris Carrieri 2, Matt Crawford, Matt Crawford.

W&amp;M Assists: Kevin Knott. Saves: Michael

Ueltschey (UNC) 2; Trevor Upton (W&amp;M) 6. Shots:

UNC 20, W&amp;M 8. Corner Kicks: UNC 9, W&amp;M 2.

Fouls: UNC 16, W&amp;M 26. Attendance: 855.

**Second Round, Chapel Hill, N.C., Nov. 26, 2000****UNC 3, Rhode Island 1**

Rhode Island 0 1—1

North Carolina 0 3—3

UNC Goals: Chris Carrieri, Caleb Norkus, Ryan

Kneipper. URI Goal: Nicholas McCreath. UNC

Assists: Noz Yamauchi, Logan Pause, Sean McGinty.

Saves: Michael Ueltschey (UNC) 6, Mark Bryant

(URI) 4. Shots: UNC 17, URI 12. Corner Kicks:

UNC 8, URI 6. Fouls: UNC 17, URI 15.

Attendance: 1,205

**Quarterfinal, Chapel Hill, N.C., Dec. 2, 2000****Indiana 1, UNC 0**

Indiana 0 1—1

North Carolina 0 0—0

IU Goal: Ryan Mack. IU Assist: Pat Noonan. Saves:

Michael Ueltschey (UNC) 4, Colin Rogers (IU) 6.

Shots: UNC 18, IU 8. Corner Kicks: UNC 8, IU 4.

Fouls: UNC 10, IU 24. Attendance: 1,925.


# CAROLINA'S ALL-AMERICAS



**Frank Nelson**  
Midfielder  
1947



**Eddie Foy**  
Right Wing  
1951



**Bill Blair**  
Right Midfielder  
1957



**Louis Bush**  
Midfielder  
1967



**Mark Packard**  
Midfielder  
1968 & '69



**Ricky Marvin**  
Sweeper  
1981



**David Smyth**  
Sweeper  
1987



**Chad Ashton**  
Midfielder  
1988



**Gregg Berhalter**  
Sweeper  
1992 & '93



**Temoc Suarez**  
Forward  
1993 & '94



**Eddie Pope**  
Sweeper  
1994



**Carey Talley**  
Sweeper  
1996 & '97



**Chris Carrieri**  
Forward  
1999 & 2000



**Danny Jackson**  
Defender  
2000

## **NO PHOTOS AVAILABLE**

Pete Cothran, Left Wing,  
1955

Frances "Terry" Henry,  
Left Back, 1966

### **UNC DEPARTMENT OF ATHLETICS MISSION STATEMENT**

The Department of Athletics has offered high quality athletic programs for many years. Through a dedicated commitment to educational interests, competitive athletic programs, and integrity in all areas, the student-athletes, coaches and staff strive to bring credit and recognition to the University.

The mission of the Department is to sponsor a broad-based athletic program that provides educational and athletic opportunities for young men and women to grow and develop, and to serve the interests of the University by complementing and enhancing its diversity and quality of life. Coaches, as educators, are foundational to this process. In keeping with the University's efforts to offer programs of regional and national acclaim, the Department's athletic programs strive for competitive excellence within the Atlantic Coast Conference or other similar institutions. Through its athletic programs, the University seeks to unite students, faculty, staff and alumni in a common and shared experience. The Department seeks to contribute to the diversity of the University by offering opportunities for enhanced racial/ethnic, cultural and geographic representation.

To fulfill this mission, the Department, with the approval of the Board of Trust, has developed principles of operation to provide guidance and direction to its personnel. This Mission Statement and accompanying principles require strong dedication and commitment from all who participate in, coach in and support the Department of Athletics.

### **UNC DEPARTMENT OF ATHLETICS STATEMENT ON GAMBLING**


The mission of the Department of Athletics is to sponsor a broad-based athletic program that provides educational and athletic opportunities for young men and women to grow and develop. In keeping with the Department's mission and the University's commitment to educational interests, competitive athletic programs, and integrity in all areas, the Department of Athletics strongly condemns the influence of gambling on intercollegiate athletics.

Student gambling is a significant issue on college campuses. Student-athlete involvement in gambling has produced many tragic situations, both for student-athletes and the universities they represent. Student-athletes often compete in contests that generate interest from those involved in gambling and, possibly, organized crime. If given the opportunity, those interests will not hesitate to exploit the position student-athletes hold on college campuses. As such, the University of North Carolina is firmly opposed to all forms of gambling and bribery related to intercollegiate athletics.

To fulfill its educational obligation, the Department provides a gambling education program to all its student-athletes and departmental staff members. This statement and the educational program are reflections of the Department's commitment to keeping intercollegiate athletics free from the influences of gambling and its related activities.

The Department requires its staff members and student-athletes to adhere to NCAA, state and federal laws regarding gambling. In the interest of fair competition and the growth and development of student-athletes, the Department strongly urges its friends and supporters to refrain from gambling/betting on contests involving collegiate competition and to abide by state and federal laws.

# PROFESSIONAL & U.S. NATIONAL TEAM TAR HEELS



Eddie Pope  
D.C. United

Courtesy D.C. United

## FORMER TAR HEELS IN PRO SOCCER IN 2001

Gregg Berhalter (Crystal Palace, English First Division)  
Chris Carrieri (Colorado Rapids - MLS)  
Marco Feruzzi (Richmond Kickers - A League)  
Caleb Norkus (Charlotte Eagles - A League)  
Eddie Pope (D.C. United - MLS)  
Eddie Robinson (San Jose Earthquakes - MLS)  
Tim Sahaydak (Miami Fusion - MLS)  
Temoc Suarez (Connecticut Waves - A League)  
Carey Talley (D.C. United - MLS)  
Kerry Zavagnin (Kansas City Wizards - MLS)




Tim Sahaydak  
Miami Fusion

Courtesy Miami Fusion



Kerry Zavagnin  
K.C. Wizards

Courtesy K.C. Wizards



Carey Talley  
D.C. United


Courtesy D.C. United



Chris Carrieri  
Colorado Rapids

Allsport

**CHRIS CARRIERI WAS THE FIRST OVERALL PICK IN THE 2001 MLS SUPER DRAFT.**



Caleb Norkus  
Charlotte Eagles  
A League

## FORMER TAR HEELS ON THE U.S. NATIONAL TEAM

Donald Cogsville (1988)  
Gregg Berhalter (1994-present)  
Eddie Pope (1996-present)



Courtesy U.S. Soccer Communications



Former Tar Heels Eddie Pope (left) and Gregg Berhalter (above) are both starters on defense for the U.S. National Team.



Eddie Robinson, San Jose Earthquakes

Courtesy San Jose Earthquakes



# YEARLY STATISTICAL LEADERS

## YEARLY SCORING LEADERS

| Year | Name            | G    | A  | Pts. |
|------|-----------------|------|----|------|
| 1947 | Dave Boak       | 7    | 0  | 14   |
| 1948 | Dave Boak       | 8    | 0  | 14   |
| 1949 | Eddie Foy       | 8    | 0  | 16   |
| 1950 | Art Winsor      | 5    | 0  | 10   |
| 1951 | Gerry Russell   | 6    | 0  | 12   |
| 1952 | Gerry Russell   | 7    | 0  | 14   |
| 1953 | Rennie Randolph | 6    | 0  | 12   |
| 1954 | Jim Bryant      | 4    | 0  | 8    |
| 1955 | Pete Cothran    | 3    | 0  | 6    |
|      | Pat McCormick   | 3    | 0  | 6    |
|      | Jim Skidmore    | 3    | 0  | 6    |
| 1956 | Coleman Barks   | 5    | 0  | 10   |
| 1957 | Mike Thompson   | 9    | 0  | 18   |
| 1958 | Mike Thompson   | 9    | 0  | 18   |
| 1959 | John Ghanim     | 16   | 0  | 32*  |
| 1960 | James Reston    | 13   | 0  | 26   |
| 1961 | Herman Prakke   | 8    | 0  | 16   |
| 1962 | James Reston    | 13   | 0  | 26   |
| 1963 | Jim Talbot      | 6    | 0  | 12   |
| 1964 | Jackie Writer   | 7    | 0  | 14   |
| 1965 | Jackie Writer   | 9    | 0  | 18   |
| 1966 | Jackie Writer   | 10   | 0  | 20*  |
| 1967 | Louis Bush      | 16   | 0  | 32*  |
| 1968 | Mark Packard    | 6    | 0  | 12   |
| 1969 | Dave Feffer     | 5    | 0  | 10   |
|      | Mark Packard    | 5    | 0  | 10   |
| 1970 | Louis Bush      | 7    | 0  | 14   |
| 1971 | Danny Ariail    | 7    | 4  | 18   |
| 1972 | David Taylor    | 9    | 2  | 20   |
| 1973 | David Harmon    | 7    | 2  | 16   |
| 1974 | Dick Drayton    | 4    | 0  | 8    |
| 1975 | Eric Cook       | 7    | 0  | 14   |
| 1976 | Dick Drayton    | 9    | 2  | 20   |
| 1977 | Sean Naber      | 9    | 3  | 21   |
| 1978 | Steve Scott     | 8    | 0  | 16   |
| 1979 | Chris Brown     | 10   | 6  | 26   |
|      | John Mansfield  | 11   | 4  | 26   |
| 1980 | Tony Johnson    | 9    | 9  | 27   |
| 1981 | Tim Ensley      | 12   | 3  | 27   |
|      | Tony Johnson    | 12   | 3  | 27   |
| 1982 | Billy Hartman   | 10   | 6  | 26   |
| 1983 | Shawn Ritchie   | 16   | 10 | 42   |
| 1984 | David Smyth     | 8    | 8  | 24   |
| 1985 | Tommy Nicholson | 9    | 4  | 22   |
| 1986 | Tommy Nicholson | 6    | 9  | 21   |
|      | David Smyth     | 8    | 5  | 21   |
| 1987 | Derek Missimo   | 13   | 5  | 31   |
| 1988 | Derek Missimo   | 12   | 12 | 36*  |
| 1989 | Derek Missimo   | 20   | 4  | 44*  |
| 1990 | Derek Missimo   | 11   | 5  | 27   |
| 1991 | Todd Haskins    | 8    | 4  | 20   |
| 1992 | Kerry Zavagnin  | 6    | 12 | 24   |
| 1993 | Temoc Suarez    | 16   | 7  | 39   |
| 1994 | Temoc Suarez    | 16   | 7  | 39   |
| 1995 | Temoc Suarez    | 8    | 8  | 24   |
| 1996 | Temoc Suarez    | 7    | 10 | 24   |
| 1997 | Carey Talley    | 6    | 10 | 22   |
| 1998 | Chris Carrieri  | 13   | 3  | 29   |
| 1999 | Chris Carrieri  | 12   | 5  | 29   |
| 2000 | Chris Carrieri  | 25*^ | 14 | 64*^ |

\*Atlantic Coast Conference Scoring Leader

^NCAA Leader

## YEARLY GOALKEEPING LEADERS

| Year | Name              | Min. | Sv. | GA | GAA   | Sho. |
|------|-------------------|------|-----|----|-------|------|
| 1977 | Martin Trimble    | 1445 | 102 | 16 | 1.00  | 9    |
| 1978 | Kevin Kane        | 1357 | 58  | 6  | 0.40  | 9    |
| 1979 | Kevin Kane        | 1652 | 99  | 14 | 0.76  | 5    |
| 1980 | Kevin Kane        | 1770 | 123 | 16 | 0.81* | 11   |
| 1981 | Geoff Drayton     | 1273 | 109 | 18 | 1.27  | 6    |
| 1982 | Bruce Talbot      | 1671 | 103 | 25 | 1.35  | 8    |
| 1983 | Larry Goldberg    | 1453 | 76  | 22 | 1.36  | 6    |
| 1984 | Larry Goldberg    | 1660 | 65  | 27 | 1.55  | 5    |
| 1985 | Darren Royer      | 1255 | 52  | 19 | 1.36  | 5    |
| 1986 | Brad Davis        | 1222 | 41  | 10 | 0.73  | 8    |
| 1987 | Darren Royer      | 2130 | 78  | 24 | 0.94  | 10*  |
| 1988 | Darren Royer      | 1571 | 68  | 29 | 1.66  | 3    |
| 1989 | Watson Jennison   | 1394 | 62  | 24 | 1.55  | 5    |
| 1990 | Watson Jennison   | 951  | 45  | 14 | 1.32  | 1    |
| 1991 | Watson Jennison   | 2099 | 103 | 17 | 0.73* | 11*  |
| 1992 | Watson Jennison   | 1830 | 80  | 25 | 1.23  | 8*   |
| 1993 | Dimitry Drouin    | 1624 | 68  | 31 | 1.72  | 4    |
| 1994 | Dimitry Drouin    | 1509 | 80  | 26 | 1.55  | 4.5  |
| 1995 | Dimitry Drouin    | 1516 | 53  | 23 | 1.37  | 5    |
| 1996 | Dimitry Drouin    | 1242 | 45  | 27 | 1.96  | 3.8  |
| 1997 | William Woodroffe | 678  | 30  | 12 | 1.59  | 2    |
| 1998 | Michael Ueltschey | 607  | 21  | 9  | 1.33  | 1.5  |
| 1999 | Michael Ueltschey | 1472 | 46  | 17 | 1.04  | 6    |
| 2000 | Michael Ueltschey | 1871 | 67  | 16 | 0.77* | 9*   |

\*Atlantic Coast Conference Leader



Michael Ueltschey led the ACC in goals allowed average and shutouts in 2000.

Kevin Cox

# CAREER SCORING LEADERS

## CAREER GOALS SCORED

| Rank | Name (Years Played)        | Goals |
|------|----------------------------|-------|
| 1.   | Derek Missimo (1987-90)    | 56    |
| 2.   | Chris Carrieri (1998-2000) | 50    |
| 3.   | Temoc Suarez (1993-96)     | 47    |
| 4.   | Caleb Norkus (1997-2000)   | 40    |
| 5.   | Mark Devey (1982-86)       | 32    |
|      | Tony Johnson (1979-82)     | 32    |
| 7.   | Donald Cogsville (1984-88) | 29    |
| 8.   | Billy Hartman (1981-84)    | 28    |
|      | David Smyth (1984-87)      | 28    |
| 10.  | Todd Haskins (1990-93)     | 27    |

## CAREER ASSISTS


| Rank | Name (Years Played)       | Assists |
|------|---------------------------|---------|
| 1.   | Chad Ashton (1986-89)     | 43      |
| 2.   | Dino Megaloudis (1985-88) | 34      |
| 3.   | Billy Hartman (1981-84)   | 33      |
| 4.   | Temoc Suarez (1993-96)    | 32      |
| 5.   | Michael Bucy (1997-2000)  | 30      |
| 6.   | Mark Devey (1982-86)      | 27      |
|      | David Smyth (1984-87)     | 27      |
| 8.   | Derek Missimo (1987-90)   | 26      |
| 9.   | Jay Ainslie (1979-83)     | 24      |
|      | Kerry Zavagnin (1992-95)  | 24      |
|      | Victor Suarez (1993-96)   | 24      |

## CAREER TOTAL POINTS

| Rank | Name (Years Played)        | Points |
|------|----------------------------|--------|
| 1.   | Derek Missimo (1987-90)    | 138    |
| 2.   | Temoc Suarez (1993-96)     | 126    |
| 3.   | Chris Carrieri (1998-2000) | 122    |
| 4.   | Caleb Norkus (1997-2000)   | 101    |
| 5.   | Mark Devey (1982-86)       | 91     |
| 6.   | Billy Hartman (1981-84)    | 88     |
| 7.   | Chad Ashton (1986-89)      | 83     |
|      | David Smyth (1984-87)      | 83     |
| 9.   | Tony Johnson (1979-82)     | 82     |
|      | Carey Talley (1994-97)     | 82     |



Derek Missimo (1987-90) is Carolina's all-time goals and scoring leader.



Jon Gardiner

Chris Carrieri led the ACC and the nation in scoring in 2000 and finished his career second in school history in goals.



Chad Ashton (1986-89) is the Tar Heels' all-time assists leader.

# CAROLINA RECORD BOOK

## TEAM RECORDS

### SINGLE MATCH

**Most Goals Scored**

15 vs. Emory, 10-31-58 (15-1)

**Most Goals Allowed**

8 vs. Maryland, 11-18-53 (1-8), vs. Clemson, 11-9-76 (0-8)

**Largest Margin of Victor y**

14 vs. Emory, 10-31-58 (15-1)

**Largest Margin of Defeat**

8 vs. Clemson, 11-9-76 (0-8)

**Most Goals Scored in an ACC Match**

9 vs. N.C. State, 10-18-62 (9-1)

**Largest Margin of Victory in an ACC Match**

8 vs. N.C. State, 10-18-62 (9-1)

**Most Goals Allowed in an ACC Match**

8 vs. Maryland, 11-18-53 (1-8), vs. Clemson, 11-9-76 (0-8)

**Largest Margin of Defeat in an ACC Match**

8 vs. Clemson, 11-9-76 (0-8)

**Most Assists in a Match**

12 vs. East Carolina, 9-13-80 (10-0), vs. Barton, 9-9-87 (12-0)

**Most Points in a Match**

36 vs. Barton, 9-9-87 (12-0)

**Most Saves in a Match**

40 vs. West Chester, 10-16-61 (0-2)

### SEASON

**Most Goals Scored**

73 in 2000 (24 matches)

**Most Assists**

82 in 1980 (22 matches), in 2000 (24 matches)

**Most Points**

228 in 2000 (24 matches)

**Most Saves**

167 in 1981 (21 matches)

**Most Shutouts**

12 in 1980 (22 matches)

**Most Overtime Matches Played**

10 in 1979 (24 matches)

**Best Goals Per Match Average**

4.10 in 1966 (41 goals in 10 matches)

**Best Assists Per Match Average**

3.73 in 1980 (82 assists in 22 matches)

**Best Points Per Match Average**

10.10 in 1983 (212 points in 21 matches)

**Most Victories**

21 in 2000 (21-3-0)

**Best Winning Percentage**

.909 in 1959 (10-1-0)

**Best Goals Against Average**

0.63 in 1978 (12 goals in 19 matches)

**Fewest Goals Allowed**

9 in 1949 (9 matches), in 1955 (8 matches) and in 1966 (10 matches)

**Most Goals Allowed**

38 in 1997 (19 matches)

**Most Goals Allowed Per Game**

3.25 in 1953 (26 goals in 8 matches)

### MISCELLANEOUS

**Most Consecutive Matches Scoring a Goal**

36 (All 22 matches in 1993 season and first 14 matches of 1994 season)

**Most Consecutive Victories**

15 (Old Dominion match on 9/27/2000 through Rhode Island match on 11/26/2000)

**Most Consecutive Matches Without a Loss**

15 (Old Dominion match on 9/27/2000 through Rhode Island match on 11/26/2000)

**Most Consecutive Shutouts**

6 (The Citadel match on 10-7-92 through Winthrop match on 10-28-92)

## INDIVIDUAL RECORDS

### SINGLE MATCH

**Most Goals**

5 by James Reston vs. N.C. State, 10-18-62

**Most Assists**

4 by Steve Scott vs. UNC Charlotte, 10-29-77, and by Ricky Marvin vs. UNC Charlotte, 9-10-80

**Most Points**

10 by James Reston vs. N.C. State, 10-18-62

**Most Saves, One Goalkeeper**

35 by Tom Griffith vs. West Chester, 10-16-61

**Most Saves, Two Goalkeepers**

40 by Tom Griffith (35) and Larry Steele (5) vs. West Chester, 10-16-61

**Most Saves in a Shutout**

25 by Martin Trimble vs. Appalachian State, 10-5-77

### SEASON

**Most Goals**

25 by Chris Carrieri in 2000

**Most Goals by a Freshman**

16 by Louis Bush in 1967, by Shawn Ritchie in 1983 and by Temoc Suarez in 1993

**Most Assists**

15 by Victor Suarez in 1994 and by Michael Bucy in 2000

**Most Assists by a Freshman**

12 by Kerry Zavagnin in 1992 and by Hector Suarez in 1993

**Most Points**

64 by Chris Carrieri in 2000

**Most Saves**

162 by Larry Steele in 1960

**Most Shutouts**

11 by Kevin Kane in 1980 and by Watson Jennison in 1991

**Most Matches Played**

25 by Chad Ashton, Marc Buffin, John Cocking, Donald Cogsville, Steve Dragisics, Nick Efthimou, Derek Missimo and Darren Royer in 1987

**Most Matches Started**

25 by Chad Ashton, Marc Buffin, Donald Cogsville, Steve Dragisics and Darren Royer in 1987

**Most Goalkeeper Minutes Played**

2,310 by Darren Royer in 1987

**Best Goalkeeper Goals Against Average**

0.40 by Kevin Kane in 1978

### CAREER

**Most Goals**

56 by Derek Missimo, 1987-90

**Most Assists**

43 by Chad Ashton, 1986-89

**Most Points**

138 by Derek Missimo, 1987-90

**Most Saves**

290 by Watson Jennison, 1989-92

**Most Shutouts**

25 by Kevin Kane, 1977-80, and by Watson Jennison, 1989-92

**Most Matches Played**

86 by Ricky Marvin, 1978-81, and by Steve Dragisics, 1984-87

**Most Matches Started**

86 by Steve Dragisics, 1984-87

**Most Goalkeeper Minutes Played**

6,274 by Watson Jennison, 1989-92

**Best Goalkeeper Goals Against Average**

0.67 by Kevin Kane, 1977-80

### MISCELLANEOUS

**Most Consecutive Shutouts**

6 by Watson Jennison (The Citadel match on 10-7-92 through Winthrop match on 10-28-92)

**Most Consecutive Matches Scoring a Point**

16 by Chris Carrieri (Clemson match on 9-10-2000 through South Carolina match on 11-5-2000)

**Most Consecutive Matches Scoring a Goal**

11 by Chris Carrieri (Old Dominion match on 9-27-2000 through South Carolina match on 11-5-2000)

**Most Consecutive Matches with an Assist**

6 by Jay Ainslie (Belmont Abbey match on 10-19-83 through Wake Forest match on 11-5-83)

# MISCELLANEOUS RECORDS

## CAROLINA RECORDS IN REGULAR-SEASON TOURNAMENTS

| Tournament                                    | Year      | Record         |
|---|-----------|----------------|
| Mayor's Cup                                   | 1978-80   | 4-2-0          |
| Lynchburg Blue Ridge Tournament               | 1979      | 0-0-2          |
| Williamsburg Kiwanis Classic                  | 1979      | 1-1-0          |
| Harbour Front Kiwanis Classic                 | 1980, 82  | 2-1-1          |
| South Carolina Invitational                   | 1982      | 1-0-1          |
| Wolfpack Classic                              | 1983-84   | 3-1-0          |
| Patriot Invitational                          | 1983-87   | 6-3-1          |
| Tar Heel Invitational                         | 1986-88   | 4-2-0          |
| Florida Invitational Cup                      | 1986      | 1-1-0          |
| Indiana adidas-Met Life Classic               | 1988, 94  | 2-2-0          |
| Central Florida Invitational                  | 1988      | 2-0-0          |
| Demon Deacon Weekend Challenge                | 1989-92   | 5-3-0          |
| Great Carolina Shootout                       | 1990      | 2-0-0          |
| adidas Carolina Classic                       | 1991-95   | 10-0-0         |
| Chiquita Invitational                         | 1993      | 0-2-0          |
| Sheraton/Lanzer Classic                       | 1993      | 1-1-0          |
| South Carolina MetLife Classic                | 1994      | 1-1-0          |
| UConn/New England Ford Dealers Soccer Classic | 1995      | 2-0-0          |
| adidas/Eurosport Carolina Classic             | 1996-97   | 3-1-0          |
| Nike Wake Forest Classic                      | 1998      | 1-1-0          |
| Nike Carolina Classic                         | 1998-2000 | 6-0-0          |
| Diadora Creighton Classic                     | 1999      | 1-1-0          |
| UAB Nike Classic                              | 2000      | 1-1-0          |
| adidas/Spartan Classic                        | 2000      | 2-0-0          |
| <b>Totals</b>                                 |           | <b>61-24-5</b> |

## CAROLINA RECORDS IN OVERTIME GAMES

**Versus All Opponents:** 44-25-58  
**In Penalty Kicks:** 2-0 (in 1987 versus South Carolina and 1992 versus Wake Forest)  
**Most Overtimes in One Season:** 10 overtime games in 1979; 4-1-5 record  
**In NCAA Tournament Games:** 3-1 (most recent in 2000 vs. William & Mary)  
**In ACC Tournament Games:** 4-1-1 (most recent in 2000 vs. Virginia; win over Wake Forest in penalty kicks in 1992 officially recorded as a tie)

## TOP 10 MEN'S SOCCER CROWDS AT FETZER FIELD

(Since 1990 Renovation)

|     |       |  |
|-----|-------|--|
| 1.  | 3,825 | — Carolina vs. Duke (10/2/99)                  |
| 2.  | 3,572 | — Carolina vs. Virginia (9/29/96)              |
| 3.  | 2,500 | — Carolina vs. Virginia (9/25/94)              |
|     | 2,500 | — Carolina vs. Duke (10/1/95)                  |
| 5.  | 2,400 | — Carolina vs. Duke (NCAA 1st Round, 11/13/93) |
| 6.  | 2,000 | — Carolina vs. Virginia (9/24/2000)            |
| 7.  | 2,000 | — Carolina vs. UNLV (9/16/94)                  |
|     | 2,000 | — Carolina vs. Duke (10/6/91)                  |
|     | 2,000 | — Carolina vs. Clemson (9/10/95)               |
| 10. | 1,946 | — Carolina vs. Campbell (9/5/97)               |

## CAROLINA RECORDS IN THE NCAA TOURNAMENT

### Individual - Game

|               |   |  |
|---------------|---|--|
| Most Goals:   | 2 | Gregg Berhalter vs. Duke (11/13/93)            |
|               | 2 | Matt Laycock vs. William & Mary (11/19/2000)   |
| Most Assists: | 2 | Chris Carrieri vs. William & Mary (11/19/2000) |
| Most Points:  | 5 | Gregg Berhalter vs. Duke, (11/13/93)           |
| Most Saves:   | 9 | Watson Jennison vs. Saint Louis (11/23/91)     |

### Individual - Tournament

|               |    |                       |
|---------------|----|-----------------------|
| Most Goals:   | 3  | Derek Missimo, 1987   |
|               | 3  | Gregg Berhalter, 1993 |
| Most Assists: | 3  | Chad Ashton, 1987     |
| Most Points:  | 7  | Derek Missimo, 1987   |
| Most Saves:   | 23 | Darren Royer, 1987    |

### Individual - Career

|               |    |                        |
|---------------|----|------------------------|
| Most Goals:   | 5  | Derek Missimo, 1987-90 |
| Most Assists: | 3  | Chad Ashton, 1986-89   |
| Most Points:  | 11 | Derek Missimo, 1987-90 |
| Most Saves:   | 33 | Darren Royer, 1985-88  |

### Team - Game

|               |    |                                 |
|---------------|----|---------------------------------|
| Most Shots:   | 20 | vs. William & Mary (11/19/2000) |
| Most Goals:   | 3  | vs. Duke (11/13/93)             |
|               | 3  | vs. William & Mary (11/19/2000) |
|               | 3  | vs. Rhode Island (11/26/2000)   |
| Most Assists: | 4  | vs. Duke, (11/13/93)            |
|               | 4  | vs. William & Mary (11/19/2000) |
| Most Points:  | 10 | vs. Duke, (11/13/93)            |
|               | 10 | vs. William & Mary (11/19/2000) |

### Team - Tournament

|               |    |                   |
|---------------|----|-------------------|
| Most Shots:   | 55 | 2000, three games |
| Most Goals:   | 6  | 1987, four games  |
|               | 6  | 2000, three games |
| Most Assists: | 7  | 2000, three games |
| Most Points:  | 19 | 2000, three games |

## OPPONENT RECORDS IN THE NCAA TOURNAMENT

### Individual - Game

|               |   |                                       |
|---------------|---|---------------------------------------|
| Most Goals:   | 3 | Tony Keyes, Michigan State (11/25/68) |
| Most Assists: | 1 | 29 players on 29 occasions            |
| Most Points:  | 6 | Tony Keyes, Michigan State (11/25/68) |
| Most Saves:   | 6 | by four opponents                     |

### Team - Game

|               |    |                           |
|---------------|----|---------------------------|
| Most Shots    | 37 | Michigan State (11/25/68) |
| Most Goals:   | 5  | Michigan State (11/25/68) |
| Most Assists: | 5  | Virginia (11/18/90)       |
| Most Points:  | 12 | Clemson (12/5/87)         |

\*Please note: Statistics for assists, points and saves are not available from the 1968 game versus Michigan State.

# ALL-TIME LETTERMEN



**Donald Cogsville**  
1985-88



**Kenton Cook**  
1973-75



**Joey DiSalvo**  
1996-99

|                      |             |  |
|----------------------|-------------|--|
| <b>AAAA</b>          |             |  |
| Abell, Benjamin      | 1979-82     |  |
| Abronski, Adam       | 1978-81     |  |
| Adams, James         | 1953 (M)    |  |
| Ahearn, Donald       | 1949        |  |
| Ainslie, Jay         | 1980-83     |  |
| Albrecht, Kim        | 1980-83     |  |
| Allen, William       | 1969-71     |  |
| Anderson, Kenneth    | 1951 (M)    |  |
| Anderson, Robert     | 1970        |  |
| Anderton, Charles    | 1966        |  |
| Ariail, Danny        | 1970-72     |  |
| Armstrong, Jonathan  | 1991-94     |  |
| Ashby, Anson         | 1994-97     |  |
| Ashton, Chad         | 1986-89     |  |
| Austin, Lawrence     | 1958-60     |  |
| <b>BBBB</b>          |             |  |
| Bach, Joseph         | 1947-49     |  |
| Baldwin, Mark        | 1973-74     |  |
| Barba, Louis         | 1966-67     |  |
| Barks, Coleman       | 1956-58     |  |
| Barnes, Lawson       | 1952        |  |
| Baroff, Roy          | 1975-78     |  |
| Barrett, Ciaran      | 1997        |  |
| <b>Batt, Jay</b>     | <b>2000</b> |  |
| Battle, Charles      | 1961-63     |  |
| Baur, Edward         | 1965, 67    |  |
| Beebe, Peter         | 1966-68     |  |
| Beim, George         | 1961-63     |  |
| Belmont, Eduardo     | 1964-65     |  |
| Bennett, Hugh        | 1977-79     |  |
| Bennett, Jackson     | 1971, 73    |  |
| Bennett, John        | 1984        |  |
| Berhalter, Gregg     | 1991-93     |  |
| Berky, Zoltan        | 1974-75     |  |
| Bernard, William     | 1977-78     |  |
| Berson, Mark         | 1972-74     |  |
| Betts, Earl          | 1948-49     |  |
| Betty, Edgar         | 1949        |  |
| Black, John          | 1976        |  |
| Blair, William       | 1955-57     |  |
| Blake, Peter         | 1961-63     |  |
| Blankenship, Albert  | 1948-50     |  |
| Blount, Marvin       | 1958-59     |  |
| Blum, David          | 1977-79     |  |
| Blum, Eric           | 1980        |  |
| Blum, John           | 1982-84     |  |
| Boak, Dave           | 1947-48     |  |
| Boerner, Robert      | 1954        |  |
| Boettingheimer, John | 1979-80     |  |
| Bofill, James        | 1973        |  |
| Borden, Robert       | 1956-58     |  |
| Bordogna, Richard    | 1959-61     |  |
| Bost, William        | 1968        |  |
| Bowman, Robert       | 1950        |  |
| Boykin, Thomas       | 1987        |  |
| Bradley, Matthew     | 1990        |  |
| Brady, John          | 1973-74, 76 |  |
| Braga, Ames          | 1970        |  |
| Brannon, Robert      | 1950        |  |
| Brayton, Richard     | 1967-70     |  |
| Breeyear, Robert     | 1979        |  |
| Brice, Warren        | 1953        |  |
| Brody, Eric          | 1976        |  |
| Brooks, David        | 1982-83 (M) |  |
| Brown, Christopher   | 1978-80     |  |
| Brown, Grover        | 1954-56     |  |
| Brown, Harry         | 1954        |  |
| Brown, Kingman       | 1959-61     |  |
| Bruggeworth, Robert  | 1956        |  |
| Bryant, John         | 1953-54     |  |
| Buckley, Bucky       | 1979-80     |  |
| Buckner, Brian       | 1994        |  |
| Bucy, Michael        | 1997-2000   |  |

|                  |             |
|------------------|-------------|
| Buffin, Marc     | 1986-89     |
| Bunting, James   | 1951, 54-55 |
| Burnston, Roland | 1951-53     |
| Burr, Peter      | 1978        |
| Bush, Louis      | 1967, 69-70 |
| Butler, Frank    | 1954-55     |
| Butler, George   | 1963        |
| Byrd, Harold     | 1961        |
| Byrum, Sara (M)  | 2000        |

|                       |                  |
|-----------------------|------------------|
| <b>CCCC</b>           |                  |
| Cadwgan, Gordon       | 1964-65          |
| Caiola, Greg          | 1992-95          |
| Cambell, George       | 1960             |
| Canfield, James       | 1966-68          |
| Caporaso, James       | 1976             |
| Capre, Michael        | 1989             |
| Carothers, Milton     | 1974             |
| Carpenter, Wade       | 1992 (M)         |
| Carrieri, Chris       | 1998-2000        |
| Carroll, Donald       | 1953             |
| Carter, Christopher   | 1967             |
| Cash, Stephen         | 2000             |
| Caudell, Peter        | 1967             |
| Champlin, Curtis      | 1957-59          |
| Clark, Jamie          | 1995             |
| Clifton, Benton       | 1954             |
| Cocking, John         | 1986-88          |
| Coffey, Ralph         | 1981, 84-85      |
| Coffman, Kenneth      | 1968             |
| Cogsville, Donald     | 1985-88          |
| Coirolo, Jose         | 1987-89          |
| Colavita, Christopher | 1981-84          |
| Colberson, Richard    | 1971-74          |
| Cole, David           | 1951-52          |
| Cole, Eric            | 1998             |
| Collier, David        | 1976             |
| Componovo, Roger      | 1992-94          |
| Connolly, Christopher | 1982-83          |
| Cook, Bruce           | 1968             |
| Cook, Eric            | 1974-76          |
| Cook, Kenton          | 1973-75          |
| Cook, Lisa            | 1980-81 (M)      |
| Cooper, Wilson        | 1956             |
| Cope, Thomas          | 1976-78          |
| Cordle, Thomas        | 1957-59          |
| Corkey, David         | 1956-58          |
| Cothran, Pete         | 1954-55          |
| Covell, Charles       | 1955-56          |
| Crane, James          | 1966-68          |
| Cranston, David       | 1988, 90-91      |
| Crawford, James       | 1981             |
| <b>Crawford, Matt</b> | <b>1999-2000</b> |

|                       |             |
|-----------------------|-------------|
| <b>DDDD</b>           |             |
| Danielson, Greg       | 1996, 98    |
| Daskal, Steven        | 1983, 85-86 |
| Davis, Bradley        | 1985-86     |
| Davis, Roy            | 1967        |
| Davis, Scott          | 1982-83     |
| Dawson, Stephen       | 1971-74     |
| Deloria, Beth         | 1984-85 (M) |
| Devey, Mark           | 1982-84, 86 |
| Di Meo, Andreas       | 1997        |
| Di Meo, Ben           | 1991-94     |
| DiSalvo, Joey         | 1996-99     |
| Disston, Michael      | 1972-73     |
| Dodson, Jesse         | 1954        |
| Dodson, Michael       | 1990        |
| Donnelly, Nicholas    | 1980        |
| Dorrance, Anson       | 1971-73     |
| Dorrance, Peter       | 1975        |
| Dorsett, Joseph       | 1949-50     |
| Dougherty, Dennis     | 1962 (M)    |
| Douglass, Christopher | 1973-75     |

|                     |             |
|---------------------|-------------|
| Doyle, John         | 1983-85     |
| Dragisicis, Stephen | 1984-87     |
| Drayton, Geoffrey   | 1978-81     |
| Drayton, Richard    | 1974, 76-77 |
| Drouin, Dimitry     | 1993-96     |
| DuPre, Walter       | 1947 (M)    |
| Dworin, Elliott     | 1963-64     |

|                 |             |
|-----------------|-------------|
| <b>EEEE</b>     |             |
| Eaton, Richard  | 1976-77     |
| Efthimiou, Nick | 1987-89     |
| Ensley, Timothy | 1979-81     |
| Erickson, Kim   | 1980 (M)    |
| Erickson, Leif  | 1956-57 (M) |
| Evins, Thomas   | 1958-60     |

|                      |             |
|----------------------|-------------|
| <b>FFFF</b>          |             |
| Faucette, John       | 1958        |
| Feffer, David        | 1968-70     |
| Fenimore, Edward     | 1975-78     |
| Fenton, Timothy      | 1975-76     |
| Ferebee, David       | 1947-49     |
| Fernandez, John      | 1977-78, 81 |
| Ferruzzi, Marco      | 1989-92     |
| Fetzer, William      | 1953        |
| Fiocco, Michael      | 1980-83     |
| Flynt, Terri         | 1984 (M)    |
| Ford, Russell        | 1967        |
| Foster, John         | 1955-56     |
| Fox, Douglass        | 1959        |
| Foy, Edward          | 1949-51     |
| Frassinetti, William | 1981        |
| Fumo, Jamie (M)      | 2000        |

|                    |                  |
|--------------------|------------------|
| <b>GGGG</b>        |                  |
| Galifanakis, Mike  | 1951, 1956       |
| Gallaudet, Peter   | 1967             |
| Galves, Daniel     | 1964-66          |
| Gard, Aaron        | 1993-96          |
| Garrett, Theodore  | 1962             |
| <b>Gell, Mike</b>  | <b>1999-2000</b> |
| Ghamin, John       | 1957-59          |
| Ghrisky, Henry     | 1963-64          |
| Gilhooley, Frank   | 1983-86          |
| Gilmore Peter      | 1965-66          |
| Giorgadze, Matsi   | 1995             |
| Girou, Benoit      | 1997             |
| Gladstone, Donald  | 1951, 53-54      |
| Goldberg, Larry    | 1981-84          |
| Goldburg, Jay      | 1954-55          |
| Goodman, Hugh      | 1957-59          |
| Gordon, Howard     | 1960             |
| Gordon, Stuart     | 1972             |
| Goslen, Allen      | 1950             |
| Gourlay, James     | 1987-88          |
| Grausman, Richard  | 1956-58          |
| Green, Fletcher    | 1952-53          |
| Green, Timothy     | 1974             |
| Greenbaum, Jesse   | 1947-49          |
| Greene, James      | 1963             |
| Greenway, Clarence | 1952, 55         |
| Griffin, Geoffrey  | 1972-73, 75-76   |
| Griffin, Peter     | 1974-77          |
| Griffith, Thomas   | 1959-61          |
| Gros-Piron, Alex   | 1992-93, 96      |
| Gussenhoven, John  | 1966-68          |
| Gwynn, James       | 1948-50          |

|                  |          |
|------------------|----------|
| <b>HHHH</b>      |          |
| Hadas, Tuval     | 1992     |
| Haddock, Samuel  | 1950 (M) |
| Hagaman, Smith   | 1947-48  |
| Haight, Tim      | 1968-70  |
| Hamilton, Lewis  | 1960-61  |
| Hamilton, Oliver | 1952     |

|                   |             |
|-------------------|-------------|
| Hammer, James     | 1964-66     |
| Hardwick, Todd    | 1991-92     |
| Harmon, David     | 1973-75     |
| Harris, Glenn     | 1977-79     |
| Harris, John      | 1955        |
| Harris, Richard   | 1993        |
| Hart, Dan         | 1983-84 (M) |
| Hartman, Billy    | 1981-84     |
| Hartman, Charles  | 1955-56     |
| Haskins, Todd     | 1990-91, 93 |
| Hassold, Robert   | 1973-75     |
| Haywood, William  | 1962-63     |
| Heath, Lawrence   | 1965-67     |
| Hellard, John     | 1958-59 (M) |
| Helms, Brandon    | 1998-2000   |
| Helwig, David     | 1981-82     |
| Henry, Francis    | 1964-66     |
| Hexner, Peter     | 1948        |
| Heyn, Christopher | 1978-80     |
| Hickey, Casey     | 1985 (M)    |
| Higgins, George   | 1988-89     |
| Hill, James       | 1954        |
| Hogaboom, Pieter  | 1957        |
| Hollis, Robert    | 1973-74     |
| Holt, Kevin       | 1977-78 (M) |
| Holub, David      | 1983        |
| Hooper, Walter    | 1952 (M)    |
| Hopkins, Thomas   | 1950-52     |
| Horton, Leland    | 1975-77     |
| Hunt, Torrence    | 1967-68     |

|                    |         |
|--------------------|---------|
| <b>IIII</b>        |         |
| Ingold, Matt       | 1995    |
| Insley, Marshall   | 1998-99 |
| Irvine, James      | 1961-62 |
| Isenburg, John     | 1964    |
| Isherwood, William | 1970-72 |

|                        |                  |
|------------------------|------------------|
| <b>JJJJ</b>            |                  |
| Jablonka, Curtis       | 1994-95          |
| Jackson, Basil         | 1947             |
| <b>Jackson, Daniel</b> | <b>1998-2000</b> |
| Jennison, Watson       | 1989-92          |
| Johnson, Frederick     | 1947             |
| Johnson, James         | 1993-96          |
| Johnson, Mark          | 1973-74          |
| Johnson, Robert        | 1964-66          |
| Johnson, Tony          | 1979-82          |
| Johnston, Charles      | 1947-48          |
| Johnston, James        | 1965-67          |
| Jones, Harvey          | 1955-56          |
| Jones, Nicholas        | 1971             |
| Jones, Robert          | 1961             |
| Jones, Tracey          | 1973-74          |
| <b>Jordan, Nick</b>    | <b>2000</b>      |
| Jordan, Thomas         | 1948             |
| Justus, Beth (M)       | 1996             |

|                       |                  |
|-----------------------|------------------|
| <b>KKKK</b>           |                  |
| Kalb, Barrett         | 1950-52          |
| Kampschmidt, Olaf     | 1975-77          |
| Kane, Kevin           | 1977-80          |
| Kaufman, Gustav       | 1951             |
| Kelly, Robert         | 1981-83          |
| Kenrick, John         | 1959-61          |
| Kepner, Chip          | 1988-91          |
| Kepner, Derek         | 1990-93          |
| Kepner, Robert        | 1960-62          |
| Killinger, Robert     | 1956             |
| Killinger, Robert     | 1987             |
| Kirby, Robert         | 1950             |
| Kirkland, Thomas      | 1954             |
| Kizer, Liz            | 1993 (M)         |
| Klein, William        | 1957             |
| <b>Kneipper, Ryan</b> | <b>1999-2000</b> |

Kohler, William 1968-70  
 Krabacher, Ian 1994  
 Kruming, Martin 1962-63  
 Kuchmay, John 1967-70  
 Kulenic, Daniel 1994-97

**LLLL**

Lalor, Paul 1984-85  
 Lane, Calvin 1953-54  
 Langley, John 1948-49  
 Lankford, Frank 1961-63  
 Larrance, Casey 1985  
 Lau, Lisa 1984-86 (M)  
 Lawrence, Johna 1986-89 (M)  
 Laycock, Matt 1997-2000  
 Ledwith, Kevin 1972-73  
 Leidesdorf, Samuel 1961 (M)  
 LeRoux, Grant 1990, 92  
**Leitch, Chris 1998-2000**  
 LeVasseur, William 1964-65  
 LeVeau, David 1985  
**Levitan, Ryan 2000**  
 Levy, Frank 1947  
 Lew, Charles 1994  
 Loud, John 1964-66  
 Lowe, Lori 1995 (M)  
 Lugossy, Frank 1983  
 Lurie, Fred 1950-51  
 Lyn, Christopher 1990-93  
 Lyon, William 1949  
 Lyons, George 1983

**MMMM**

MacCalman, Duncan 1947-48, 50-51  
 Maher, Joseph 1979-82  
 Mansfield, John 1977-79  
 Mansfield, Patricia 1987-91 (M)  
 Marcoplos, Mark 1971  
 Martin, Marcus 1985-86  
 Marvin, Richard 1978-81  
 Mascia, Brian 1994-96, 97 (M), 98  
 Mascia, Michael 1990-91  
 Mavretic, Josephus 1953-55  
 Mayes, Richard 1967-68 (M)  
 McCallie, John 1969-71  
 McCallie, Spencer 1963-65  
 McCarthy, John 1969 (M)  
 McConnell, Gregory 1989-91  
 McCormick, John 1954-56  
 McGinn, Joseph 1954  
 McGinty, Park 1962-64  
**McGinty, Sean 2000**  
 McKinnon, McKay 1968-70  
 McNally, Andrew 1959-60, 62  
 Meader, Jennifer 1982 (M)  
 Megaloudis, Dino 1985-88  
 Meixner, Cathy 1986 (M)  
 Merola, David 1987-90  
 Merrill, Allen 1967, 69-70  
 Merritt, James 1948 (M)  
 Metcalfe, Randolph 1972  
 Milazzo, Michael 1993-94  
 Milhound, Kim 1993 (M)  
 Milledge, Allen 1950-51  
 Miller, Kate 1981 (M)  
 Minis, Henry 1964, 1966  
 Missimo, Derek 1987-90  
 Moltzon, Michael 1984-87  
 Monroe, Douglas 1974-76  
 Montgomery, Ernest 1949-51  
 Moore, David 1990-93  
 Moore, Springer 1963  
 Moore, William 1947-49

Morgan, Matthew 1988  
 Morrow, Robert 1968  
 Morse, Timothy 1968-71  
 Moss, Jeff 1982  
 Moyer, Francis 1968  
 Moyer, Robert 1966  
 Muldrow, Wendell 1988-91  
 Mumford, Christopher 1985  
 Murphy, Andrew 1963-65  
 Murray, Robert 1992, 94-95  
 Muster, Karl 1969-71

**NNNN**

Naber, Sean 1977-80  
 Nelson, Frank 1947-49  
 Nelson, Terry 1984-87  
 Ngambi, Wisdom 1966-67  
 Nicholson, Thomas 1984-86, 88  
 Nisbet, Peter 1967  
 Norkus, Caleb 1997-2000

**OOOO**

O'Connor, Thomas 1988-91  
 O'Connor, Timothy 1971-73  
 O'Donnell, Gerry 1978, 1981  
 O'Donnell, Patrick 1981  
 Okoroma, Edwin 1963-64  
 Osborne, John 1976-78

**PPPP**

Pace, Thomas 1970  
 Packard, Mark 1967-69  
 Painter, Stephen 1961-63  
 Palacio, Leo 1982-83  
 Pallulat, Henry 1947  
 Parker, Fred 1960, 1962  
 Paterson, James 1968-69  
 Patseavouras, Louis 1952-53  
 Patterson, Andrew 1952-53  
 Patterson, Furnifold 1964  
 Patterson, Scott 1965 (M)  
**Pause, Logan 2000**  
 Pawlik, Harry 1951-53  
 Pazdan, Joseph 1950  
 Perkins, Thomas 1958-60  
 Perry, Donna 1990-91 (M)  
 Perry, Geoffrey 1966-68  
 Pfautz, Jack 1947-48  
 Pincus, Cyndi 1993 (M)  
 Pinto, Hassan 1990-92  
 Poff, James 1980-83  
 Polak, Herman 1960-62  
 Polak, Willem 1964-66  
 Pope, Eddie 1992-95  
 Popik, Daniel 1997  
 Popp, David 1997-99  
 Porter, Carson 1997-2000  
**Porter, Grant 2000**  
 Prakte, Herman 1960-62  
 Pratt, Doug 1994  
 Propster, Robert 1974  
 Propster, William 1977, 79-80  
 Purks, James 1956-57

**QQQQ**

Quackenbush, Robert 1958-60

**RRRR**

Rand, Tom 1956-58  
 Randolph, Carl 1951-53  
 Rattay, Raymond 1957-58  
 Reeves, William 1963, 1965  
 Reid, Michael 1980-82  
 Redmond, Jorge 1996  
 Reston, James 1960-62

Reynolds, James 1995  
 Reynolds, Tim 1997  
 Rhoades, William 1949-50  
 Rhodes, John 1972-75  
 Richards, John 1979-82  
 Richardson, David 1995  
 Rigley, Donna 1985 (M)  
 Rijsman, Thomas 1996  
 Ritchie, Shawn 1983-84  
 Roberts, Thomas 1963-65  
 Robertson, Tate 1958-59  
 Robinson, Eddie 1996, 98-2000  
 Rommel, William 1975-76  
 Rotelli, George 1969  
 Rouse, Charles 1974-76 (M)  
 Rowley, Martin 1985-87  
 Royer, Darren 1985-88  
 Russell, Harry 1951-54  
 Russell, Peter 1966

**SSSS**

Sahaydak, Tim 1995-96  
 Sartorio, Steve 2000  
 Sawyer, Blackwell 1949-51  
 Sayre, Richard 1963-64  
 Schlacter, John 1962  
**Schumacher, Ryan 1998-2000**  
 Scott, Steve 1975-78  
 Seggel, Peter 1968-70  
 Shaffer, Mark 1973-76  
 Sharp, Graham 1995  
 Shelton, Charles 1961-62  
 Sherrill, Gary 1981, 1983  
 Sherry, Herb 1987-91  
 Shettle, William 1959-60  
 Sidbury, William 1959-60  
 Siegel, Edward 1962-63  
 Sietsema, Stephen 1992-94  
 Sigmon, Ashley 1993-96 (M)  
 Simpkins, Scott 1985  
 Singer, Alain 1947  
 Skelly, Thomas 1963  
 Skidmore, James 1953-55  
 Skokle, Donald 1968-70  
 Skolsky, Steven 1974-76  
 Smith, Charles 1975-76  
 Smith, James 1970-72  
 Smith, Patrick 1992-95  
 Smith, Theodore 1956-57  
 Smyth, David 1984-87  
 Snyder, William 1960-62  
 Sobel, Dave 1947-48  
 Sprinkle, Elmer 1959-60  
 Starnes, Harry 1987  
 Steele, Larry 1960-61  
 Steffen, C.J. 1998-2000  
 Stephan, Richard 1960 (M)  
 Stephens, George 1949-51  
 Sterling, Arden 1968-71  
 Stern, William 1958-59  
 Stillley, Scot 1992  
**Stokes, David 2000**  
 Stone, Raymond 1966  
 Storch, Reid 1984-87  
 Strickland, John 1965-66  
 Strong, Brian 1996-97  
 Suarez, Hector 1993-95  
 Suarez, Temoc 1993-96  
 Suarez, Victor 1993-96  
 Suito, Gilbert 1965  
 Sullivan, Audley 1953-55

**TTTT**

Takacs, Larry 1977-79  
 Talbot, Bruce 1982-83

Talbot, James 1962-64  
 Talley, Carey 1994-97  
 Tate, John 1983-85  
 Taylor, David 1971-74  
 Taylor, Robert 1976  
 Thomas, Brad 1998-2000  
 Thompson, Mike 1957-59  
 Tinkham, Adam 1988-91  
 Tison, Ben 1951-52  
 Tittle, William 1963 (M)  
 Tonne, Christopher 1984-85  
 Tremain, Rawleigh 1952  
 Trimble, Martin 1975-78  
 Turner, Mark 1978-80  
 Turner, Stephen 1978-80

**UUUU**

**Ueltschey, Michael 1998-2000**  
 Umstad, Walter 1949 (M)  
 Uthlaut, Herbert 1970 (M)

**VVVV**

Vanore, Andrew 1995  
 VanWyck, Frederick 1964-66  
 VanZandt, Porter 1947  
 Velez, Vincent 1997-98  
 Vreeland, Walling 1948  
 Vouloumanos, Nectarios 1992, 94

**WWWWW**

Wachsman, Richard 1988-91  
 Walker, Brent 1990-92  
 Wall, William 1963  
 Walter, James 1966 (M)  
 Walthall, Ralph 1973-74  
 Ward, Richard 1967-68, 71  
 Watkins, John 1995  
 Wean, Jon 1998-99  
 Wells, Carey 1974-75  
 Welton, David 1958  
 West, Kenneth 1981-84  
 White, Finley 1958-59  
 Whitfield, Charles 1957-59  
 Williams, Allen 1947-48  
 Williams, G.T. 1947  
 Wimberley, Tate 1995-96  
 Winsor, Arthur 1949-50  
 Wise, Doxce 1954  
 Woodroffe, William 1996-99  
 Worrel, Steven 1980  
 Worth, Bruce 1972  
 Wright, James 1989-91  
 Wright, Thomas 1963-64  
 Writer, Jackie 1964-66

**YYYY**

**Yamauchi, Noz 1998-2000**  
 Yancey, Allen 1971-73 (M)  
 Yelverton, Fred 1955 (M)  
 Yoncha, Ronald 1971  
 Youhanna, Theodore 1956-57  
 Younts, James 1952-53

**ZZZZ**

Zadeyan, Ankist 1990  
 Zarnegar, Cyrus 1995  
 Zavagnin, Kerry 1992-95  
 Zlotnicki, Bogdan 1957

(M) = Manager



**Daniel Kulenic  
1994-97**



**John Mansfield  
1977-79**



**Brad Thomas  
1998-2000**

# COACHING & SERIES RECORDS

## ALL-TIME CAROLINA COACHES' RECORDS

| Name           | Yrs.      | Record            | Pct.        | ACC Record        | Pct.        | Goals For   | Goals Against |
|----------------|-----------|-------------------|-------------|-------------------|-------------|-------------|---------------|
| Marvin Allen   | 28        | 174-81-23         | .667        | 53-41-16          | .555        | 779         | 426           |
| Alan Moore     | 2         | 8-9-1             | .472        | 0-0-0             | .000        | 28          | 49            |
| Anson Dorrance | 12        | 172-65-21         | .708        | 31-31-7           | .500        | 671         | 302           |
| Elmar Bolowich | 12        | 141-88-13         | .610        | 26-38-8           | .417        | 556         | 349           |
| <b>Totals</b>  | <b>54</b> | <b>495-243-58</b> | <b>.658</b> | <b>110-110-31</b> | <b>.500</b> | <b>2034</b> | <b>1126</b>   |



Marvin Allen  
1947-50, 1953-76



Alan Moore  
1951-52



Anson Dorrance  
1977-88



Elmar Bolowich  
1989-present

## ALL-TIME SERIES RECORDS

|                                |                |                               |                |                                  |                |
|--------------------------------|----------------|-------------------------------|----------------|----------------------------------|----------------|
| Adelphi .....                  | 1-0-0          | George Mason.....             | 1-2-1          | Roanoke.....                     | 8-3-0          |
| Air Force .....                | 1-1-0          | George Washington .....       | 0-1-0          | Rollins .....                    | 1-2-0          |
| Akron .....                    | 0-0-1          | Georgia Southern .....        | 1-0-0          | St. Andrews Presbyterian.....    | 2-0-0          |
| Alabama-Birmingham.....        | 1-1-0          | <b>Georgia State .....</b>    | <b>2-1-0</b>   | St. Bonaventure .....            | 0-1-0          |
| American.....                  | 3-0-1          | Guilford.....                 | 6-0-1          | St. John's (N.Y.) .....          | 1-0-0          |
| <b>Appalachian State .....</b> | <b>13-3-2</b>  | Hartwick .....                | 1-1-0          | <b>Saint Louis.....</b>          | <b>0-2-0</b>   |
| Barton .....                   | 7-1-0          | Harvard .....                 | 1-0-0          | St. Mary's (Calif.) .....        | 1-0-0          |
| Belmont Abbey.....             | 29-1-0         | High Point .....              | 11-0-1         | San Francisco.....               | 1-0-0          |
| Boston College .....           | 2-0-0          | Howard .....                  | 0-1-0          | Seton Hall .....                 | 1-0-0          |
| Bowling Green State.....       | 0-1-0          | Illinois-Chicago.....         | 1-0-0          | <b>South Carolina.....</b>       | <b>10-10-1</b> |
| Bradley .....                  | 1-0-0          | Indiana .....                 | 1-2-0          | USC-Spartanburg .....            | 1-0-0          |
| Bridgeport .....               | 0-0-1          | Jacksonville .....            | 4-0-1          | <b>South Florida.....</b>        | <b>1-3-1</b>   |
| Brown .....                    | 0-1-0          | James Madison.....            | 1-2-0          | Southern Connecticut State ..... | 0-1-0          |
| Campbell.....                  | 13-2-1         | Kentucky .....                | 1-0-0          | Southern Indiana .....           | 1-0-0          |
| Catawba .....                  | 5-1-0          | Lehigh .....                  | 1-0-0          | Southwest Missouri State.....    | 1-0-0          |
| Central Florida.....           | 3-2-0          | Lenoir-Rhyne .....            | 4-0-0          | Springfield.....                 | 0-0-1          |
| <b>Charlotte .....</b>         | <b>13-3-0</b>  | Lock Haven .....              | 1-0-0          | Stetson.....                     | 1-0-0          |
| The Citadel.....               | 3-0-0          | Loyola (Md.).....             | 2-1-0          | Tampa .....                      | 0-1-0          |
| <b>Clemson.....</b>            | <b>13-22-6</b> | Lynchburg .....               | 7-3-2          | Texas Christian.....             | 1-0-0          |
| Coastal Carolina .....         | 2-0-0          | <b>Maryland .....</b>         | <b>19-34-2</b> | Towson State .....               | 1-0-0          |
| College of Charleston .....    | 3-3-0          | Massachusetts.....            | 1-0-0          | Trenton State .....              | 1-3-0          |
| Connecticut .....              | 4-2-0          | Methodist.....                | 1-0-0          | Tulsa .....                      | 1-0-0          |
| Cornell.....                   | 2-0-0          | Michigan State.....           | 0-1-0          | UCLA.....                        | 0-1-0          |
| Creighton.....                 | 1-1-0          | Navy.....                     | 2-9-0          | Vanderbilt .....                 | 1-0-0          |
| Dartmouth .....                | 1-0-0          | Nevada-Las Vegas .....        | 1-0-0          | <b>Virginia.....</b>             | <b>28-28-7</b> |
| Davidson .....                 | 22-3-2         | <b>UNC Asheville .....</b>    | <b>6-0-0</b>   | Virginia Military Institute..... | 1-0-0          |
| Dayton.....                    | 1-0-0          | UNC Greensboro .....          | 6-2-1          | Virginia Tech .....              | 6-0-0          |
| Denver.....                    | 1-0-0          | <b>NC State .....</b>         | <b>39-19-8</b> | <b>Wake Forest.....</b>          | <b>18-3-5</b>  |
| <b>Duke .....</b>              | <b>33-30-6</b> | North Carolina Wesleyan ..... | 4-0-0          | Washington .....                 | 0-1-0          |
| <b>East Carolina.....</b>      | <b>18-1-0</b>  | UNC Wilmington .....          | 6-2-1          | Washington (Mo.).....            | 1-0-0          |
| East Stroudsburg.....          | 2-2-0          | Ohio State .....              | 1-0-0          | Washington & Lee .....           | 12-3-0         |
| Elon.....                      | 6-0-0          | <b>Old Dominion .....</b>     | <b>3-2-1</b>   | West Chester .....               | 0-1-0          |
| Emory .....                    | 4-0-1          | Pennsylvania .....            | 0-1-0          | West Virginia Wesleyan .....     | 2-1-0          |
| Erskine.....                   | 4-0-0          | Penn State .....              | 0-4-0          | Western Carolina .....           | 1-0-0          |
| Evansville.....                | 1-0-0          | Pfeiffer.....                 | 12-0-0         | <b>William &amp; Mar y.....</b>  | <b>6-1-0</b>   |
| Fairleigh Dickinson.....       | 0-0-1          | Philadelphia Textile.....     | 1-0-0          | Wingate.....                     | 1-0-0          |
| Florida International .....    | 1-1-0          | Portland.....                 | 1-1-0          | Winthrop.....                    | 5-1-0          |
| Fullerton State.....           | 0-1-0          | Princeton .....               | 1-0-0          | Wisconsin .....                  | 1-0-0          |
| Furman .....                   | 6-3-1          | Radford .....                 | 4-2-1          | Wofford .....                    | 1-0-0          |
| Georgetown.....                | 1-0-0          | Rhode Island .....            | 1-0-0          |                                  |                |
|                                |                | Rider .....                   | 1-0-0          |                                  |                |

**Bold** indicates 2001 opponent

# 2001 OPPONENTS

## APPALACHIAN STATE

Sept. 3 • Home • 7 p.m.  
Location: Boone, N.C.  
Nickname: Mountaineers  
Conference: Southern  
Head Coach: Dave Golan (South Carolina '89)  
Office Phone: (828) 262-6747  
2000 Record: 13-7, 6-2 SoCon  
SID Contact: Leila Pratt  
Office Phone: (828) 262-2268  
Fax Number: (828) 262-6106  
Email: prattlc@appstate.edu  
Web Site: www.goASU.com

## CHARLOTTE

Oct. 17 • Away • 7 p.m.  
Location: Charlotte, N.C.  
Nickname: 49ers  
Conference: Conference USA  
Head Coach: John Tart (Furman '81)  
Office Phone: (704) 687-3988  
2000 Record: 8-9-2, 5-2-1 CUSA  
SID Contact: Brent Stasny  
Office Phone: (704) 510-6313  
Fax Number: (704) 547-4918  
Press Box Phone: (704) 687-3149  
Email: bmstastn@email.uncc.edu  
Web Site: www.Charlotte49ers.com

## CINCINNATI

Sept. 17 • St. Louis, Mo. • 5:30 ET  
Location: Cincinnati, Ohio  
Nickname: Bearcats  
Conference: Conference USA  
Head Coach: Hylton Dayes  
Office Phone: (513) 556-0568  
2000 Record: 7-9-3, 3-3-3 CUSA  
SID Contact: Shawn Sell  
Office Phone: (513) 556-5191  
Fax Number: (513) 556-0619  
Web Site: www.UCBearcats.com

## CLEMSON

Nov. 3 • Home • 7 p.m.  
Location: Clemson, S.C.  
Nickname: Tigers  
Conference: Atlantic Coast  
Head Coach: Trevor Adair (Lock Haven '82)  
Office Phone: (864) 656-4303  
2000 Record: 14-4-2  
SID Contact: Sam Blackman  
Office Phone: (864) 656-1924  
Fax Number: (864) 656-0299  
Press Box Phone: (864) 656-4303/4304  
Email: blackmj@clemson.edu  
Web Site: www.clemson.tigers.com

## DUKE

Sept. 29 • Home • 7 p.m.  
Location: Durham, N.C.  
Nickname: Blue Devils  
Conference: Atlantic Coast  
Head Coach: John Rennie (Temple '67)  
Office Phone: (919) 684-5180  
2000 Record: 15-6, 5-1 ACC  
SID Contact: Lindy Brown  
Office Phone: (919) 684-2664  
Fax Number: (919) 684-2489  
Press Box Phone: (919) 684-6074  
Email: lbrown@duke.edu

Web Site: www.GoDuke.com

## EAST CAROLINA

Aug. 31 • Home • 7 p.m.  
Location: Greenville, N.C.  
Nickname: Pirates  
Conference: Conference USA  
Head Coach: Devin O'Neill (Middlebury '91)  
Office Phone: (252) 328-4626  
2000 Record: 8-11, 2-6 CAA  
SID Contact: Aaron Jordan  
Office Phone: (252) 328-4522  
Fax Number: (252) 328-4528  
Email: jordana@mail.ecu.edu  
Web Site: www.ecupirates.com

## GEORGIA STATE

Oct. 14 • Greensboro, N.C. • 1 p.m.  
Location: Atlanta, Ga.  
Nickname: Panthers  
Conference: Trans America Athletic  
Head Coach: Kerem Daser (Wake Forest '95)  
Office Phone: (404) 651-1210  
2000 Record: 12-9, 4-2 TAAC  
SID Contact: TBA  
Office Phone: (404) 651-4629  
Fax Number: (404) 651-3204  
Web Site: www.georgiastate.com

## MARYLAND

Oct. 7 • Home • 2 p.m.  
Location: College Park, Md.  
Nickname: Terrapins  
Conference: Atlantic Coast  
Head Coach: Sasho Cirovski (Wisconsin-Milwaukee '85)  
Office Phone: (301) 314-4161  
2000 Record: 10-9, 1-5 ACC  
SID Contact: Stephanie Mociun  
Office Phone: (301) 314-7063  
Fax Number: (301) 314-9094  
Press Box Phone: (301) 405-1537  
Email: smociun@wam.umd.edu  
Web Site: www.umterps.com

## NEW HAMPSHIRE

Sept. 14 • Home • 7:30 p.m.  
Location: Durham, N.H.  
Nickname: Wildcats  
Conference: America East  
Head Coach: Rob Thompson (Maine '89)  
Office Phone: (603) 862-3211  
2000 Record: 6-10, 3-6 America East  
SID Contact: Greg Royce  
Office Phone: (603) 862-2585  
Fax Number: (603) 862-3839  
Email: groyce@cisunix.unh.edu  
Web Site: www.unhwildcats.com

## UNC ASHEVILLE

Sept. 25 • Home • 7 p.m.  
Location: Asheville, N.C.  
Nickname: Bulldogs  
Conference: Big South  
Head Coach: Steve Cornish (Manchester '82)  
Office Phone: (828) 251-6938  
2000 Record: 8-11, 3-4 Big South  
SID Contact: Mike Gore  
Office Phone: (828) 251-6923

Fax Number: (828) 251-6386  
Email: mgore@unca.edu  
Web Site: www.unca.edu/athletics

## NC STATE

Oct. 21 • Away • 2 p.m.  
Location: Raleigh, N.C.  
Nickname: Wolfpack  
Conference: Atlantic Coast  
Head Coach: George Tarantini  
Office Phone: (919) 515-3013  
2000 Record: 3-12-3, 0-6 ACC  
SID Contact: Brian Reinhardt  
Office Phone: (919) 515-2102  
Fax Number: (919) 515-2898  
Email: brian\_reinhardt@ncsu.edu  
Web Site: www.GoPack.com

## OLD DOMINION

Oct. 24 • Home • 7 p.m.  
Location: Norfolk, Va.  
Nickname: Monarchs  
Conference: Colonial Athletic  
Head Coach: Alan Dawson (Lock Haven '84)  
Office Phone: (757) 683-3369  
2000 Record: 10-6-2, 6-2-1 CAA  
SID Contact: Chris Remer  
Office Phone: (757) 683-3372  
Fax Number: (757) 683-3119  
Press Box Phone: (757) 683-4135 or -4142  
Email: cremer@odu.edu  
Web Site: www.odusports.com

## SAINT LOUIS

Sept. 9 • Away • 3:30 ET  
Location: St. Louis, Mo.  
Nickname: Billikens  
Conference: Conference USA  
Head Coach: Dan Donigan (Connecticut '89)  
Office Phone: (314) 977-3184  
2000 Record: 13-3-3, 6-1-1 CUSA  
SID Contact: Doug McIlhagga  
Office Phone: (314) 977-3462  
Fax Number: (314) 977-7193  
Press Box Phone: (314) 977-2011  
Email: mcilhad2@slu.edu  
Web Site: www.slubillikens.com

## SOUTH CAROLINA

Nov. 9 • Home • 7 p.m.  
Location: Columbia, S.C.  
Nickname: Gamecocks  
Conference: Independent  
Head Coach: Mark Berson (North Carolina '75)  
Office Phone: (803) 777-5199  
2000 Record: 10-7-2  
SID Contact: Julie St. Cyr  
Office Phone: (803) 777-5257  
Fax Number: (803) 777-2967  
Press Box Phone: (803) 777-8722  
Email: stcyr@gwm.sc.edu  
Web Site: www.uscsports.com

## SOUTH FLORIDA

Oct. 12 • Greensboro, N.C. • 5 p.m.  
Location: Tampa, Fla.  
Nickname: Bulls  
Conference: Conference USA

Head Coach: John Hackworth (Wake Forest '92)  
Office Phone: (813) 974-4149  
2000 Record: 10-9, 4-4 CUSA  
SID Contact: Mike Potteiger  
Office Phone: (813) 974-4092  
Fax Number: (813) 974-5328  
Email: usfsid@admin.usf.edu  
Web Site: www.gousfbulls.com

## VIRGINIA

Sept. 22 • Away • 7 p.m.  
Location: Charlottesville, Va.  
Nickname: Cavaliers  
Conference: Atlantic Coast  
Head Coach: George Gelnovatch (Virginia '87)  
Office Phone: (804) 982-5700  
2000 Record: 17-6-1, 5-1 ACC  
SID Contact: Adam Jones  
Office Phone: (804) 982-5131  
Fax Number: (804) 982-5700  
Press Box Phone: (804) 977-2690  
Email: acj4b@virginia.edu  
Web Site: www.virginiasports.com

## WAKE FOREST

Oct. 27 • Away • 7 p.m.  
Location: Winston-Salem, N.C.  
Nickname: Demon Deacons  
Conference: Atlantic Coast  
Head Coach: Jay Vidovich (Ohio Wesleyan '82)  
Office Phone: (336) 758-5516  
2000 Record: 10-7-2, 2-4 ACC  
SID Contact: Mike Vest  
Office Phone: (336) 758-5640  
Fax Number: (336) 758-5140  
Email: vestma@wfu.edu  
Web Site: www.wakeforestsports.com

## WEST VIRGINIA

Sept. 16 • Home • 3:30 p.m.  
Location: Morgantown, W.Va.  
Nickname: Mountaineers  
Conference: BIG EAST  
Head Coach: Paul Marco (West Virginia '91)  
2000 Record: 4-13-1, 1-9-1 BIG EAST  
SID Contact: Adam Zundell  
Office Phone: (304) 293-2821  
Fax Number: (304) 293-4105  
Email: azundell@hotmail.com  
Web Site: www.wvu.edu/~sports/

## WILLIAM & MARY

Oct. 2 • Virginia Beach, Va. • 7 p.m.  
Location: Williamsburg, Va.  
Nickname: Tribe  
Conference: Colonial Athletic  
Head Coach: Al Albert (William & Mary '69)  
Office Phone: (757) 221-3385  
2000 Record: 12-9-2, 4-2-1 CAA  
SID Contact: Phil Hess  
Office Phone: (757) 221-3368  
Fax Number: (757) 221-3412  
Email: pghess@wm.edu  
Web Site: www.TribeAthletics.com



# SERIES RECORDS VS. 2001 OPPONENTS

## APPALACHIAN STATE

(UNC leads, 13-3-2)

| Year | Site | Result      |
|------|------|-------------|
| 1969 | H    | L, 0-2      |
| 1970 | H    | W, 10-1     |
| 1971 | A    | W, 9-0      |
| 1973 | H    | W, 3-1      |
| 1974 | A    | W, 2-0      |
| 1975 | H    | L, 1-2      |
| 1977 | A    | T, 0-0 (OT) |
| 1978 | H    | T, 0-0 (OT) |
| 1979 | A    | W, 1-0      |
| 1980 | H    | L, 0-3      |
| 1991 | H    | W, 2-0      |
| 1992 | A    | W, 3-1 (OT) |
| 1993 | H    | W, 2-1      |
| 1994 | H    | W, 6-1      |
| 1995 | H    | W, 2-1      |
| 1996 | H    | W, 3-2 (OT) |
| 1997 | H    | W, 2-1      |
| 1998 | H    | W, 5-1      |

## CHARLOTTE

(UNC leads, 13-3-0)

| Year | Site | Result      |
|------|------|-------------|
| 1976 | H    | W, 7-0      |
| 1977 | H    | W, 9-1      |
| 1978 | H    | W, 3-0      |
| 1979 | H    | W, 2-1      |
| 1980 | A    | W, 8-1      |
| 1981 | H    | W, 2-1      |
| 1982 | A    | W, 3-2      |
| 1983 | H    | W, 5-1      |
| 1984 | A    | L, 0-2      |
| 1985 | H    | W, 2-0      |
| 1986 | A    | W, 3-1      |
| 1987 | H    | W, 3-1      |
| 1988 | A    | L, 2-3      |
| 1989 | H    | L, 2-4 (OT) |
| 1991 | H    | W, 1-0 (OT) |
| 2000 | H    | W, 3-0      |

## CINCINNATI

(first meeting)

## CLEMSON

(CU leads, 22-13-6)

| Year | Site | Result      |
|------|------|-------------|
| 1967 | H    | W, 5-1      |
| 1968 | A    | W, 4-3      |
| 1969 | H    | W, 4-1      |
| 1970 | A    | T, 3-3 (OT) |
| 1971 | H    | T, 2-2 (OT) |
| 1972 | A    | L, 1-5      |
| 1973 | H    | L, 0-2      |
| 1974 | A    | L, 0-6      |
| 1975 | H    | L, 1-3      |
| 1976 | A    | L, 0-8      |
| 1977 | H    | L, 1-5      |
| 1978 | A    | T, 0-0 (OT) |
| 1979 | H    | L, 2-6      |
| 1980 | A    | T 2-2 (OT)  |

|      |   |             |
|------|---|-------------|
| 1981 | H | W, 1-0 (OT) |
| 1982 | A | L, 0-5      |
| 1983 | H | L, 0-7      |
| 1984 | A | L, 1-2      |
| 1985 | H | L, 0-5      |
| 1986 | A | L, 1-3      |
| 1987 | H | W, 2-1      |
|      | N | W, 2-1 (OT) |
|      | A | L, 1-4      |
| 1988 | A | L, 1-2      |
|      | A | W, 2-1      |
| 1989 | H | W, 2-1      |
| 1990 | A | L, 0-1      |
| 1991 | H | W, 2-1      |
|      | H | W, 3-1      |
| 1992 | A | T, 1-1 (OT) |
| 1993 | H | T, 2-2 (OT) |
|      | H | L, 2-4      |
| 1994 | A | L, 1-4      |
| 1995 | H | L, 1-2 (OT) |
|      | N | L, 0-1      |
| 1996 | A | L, 2-3 (OT) |
| 1997 | H | L, 0-1      |
| 1998 | A | L, 0-5      |
| 1999 | H | W, 2-1      |
|      | N | W, 1-0 (OT) |
| 2000 | A | W, 2-1      |

## DUKE

(UNC leads, 33-30-6)

| Year | Site | Result      |
|------|------|-------------|
| 1947 | H    | W, 7-3      |
|      | A    | L, 1-3      |
| 1948 | H    | T, 0-0 (OT) |
|      | A    | W, 2-1      |
| 1949 | A    | W, 1-0      |
|      | H    | W, 2-0      |
| 1950 | A    | L, 0-3      |
|      | H    | W, 1-0      |
| 1951 | H    | W, 3-2      |
|      | A    | L, 0-6      |
| 1952 | A    | L, 1-3      |
|      | H    | L, 1-3      |
| 1953 | H    | L, 2-5      |
| 1954 | H    | W, 2-1      |
|      | A    | W, 2-0      |
| 1955 | A    | W, 1-0      |
|      | H    | W, 2-0      |
| 1956 | A    | L, 0-3      |
| 1957 | H    | T, 5-5 (OT) |
| 1958 | A    | W, 2-0      |
| 1959 | H    | W, 2-1      |
| 1960 | A    | L, 2-4      |
| 1961 | H    | L, 2-3      |
| 1962 | A    | W, 1-0      |
| 1963 | H    | T, 1-1 (OT) |
| 1964 | A    | T, 1-1 (OT) |
| 1965 | H    | W, 3-0      |
| 1966 | A    | W, 4-1      |
| 1967 | H    | W, 2-1      |
| 1968 | A    | L, 2-3      |
| 1969 | H    | L, 0-1      |
| 1970 | A    | W, 5-0      |

|      |   |             |
|------|---|-------------|
| 1971 | H | W, 5-3      |
| 1972 | A | T, 2-2 (OT) |
| 1973 | H | L, 1-2      |
| 1974 | A | T, 1-1 (OT) |
| 1975 | H | W, 3-0      |
| 1976 | A | L, 0-1      |
| 1977 | H | W, 2-0      |
| 1978 | N | W, 3-2      |
|      | A | L, 0-1      |
| 1979 | H | W, 2-1      |
| 1980 | H | L, 0-1      |
|      | A | L, 2-3      |
| 1981 | H | L, 2-3      |
| 1982 | A | L, 1-5      |
| 1983 | H | W, 2-1 (OT) |
| 1984 | A | W, 1-0 (OT) |
| 1985 | H | L, 0-4      |
| 1986 | A | L, 0-1      |
| 1987 | H | W, 2-1      |
|      | A | W, 2-0      |
| 1988 | A | L, 1-2      |
|      | N | W, 2-1      |
| 1989 | H | L, 0-4      |
| 1990 | A | L, 0-1      |
| 1991 | H | W, 2-1      |
| 1992 | A | L, 0-1      |
| 1993 | H | W, 4-1 (OT) |
|      | H | W, 3-2      |
| 1994 | A | W, 4-3      |
|      | N | L, 0-2      |
| 1995 | H | L, 1-2      |
| 1996 | A | W, 3-2      |
| 1997 | H | L, 2-6      |
| 1998 | A | L, 0-2      |
| 1999 | H | L, 0-1      |
|      | N | L, 0-4      |
| 2000 | A | W, 4-2      |

## EAST CAROLINA

(UNC leads, 18-1-0)

| Year | Site | Result      |
|------|------|-------------|
| 1965 | A    | W, 13-1     |
| 1966 | H    | W, 12-0     |
| 1967 | A    | W, 4-0      |
| 1970 | A    | W, 8-0      |
| 1971 | H    | W, 4-0      |
| 1972 | A    | W, 5-2      |
| 1973 | H    | W, 5-2      |
| 1974 | A    | L, 1-2      |
| 1975 | H    | W, 2-0      |
| 1976 | A    | W, 3-0      |
| 1977 | H    | W, 5-0      |
| 1978 | A    | W, 7-0      |
| 1979 | A    | W, 2-1      |
|      | H    | W, 2-1 (OT) |
| 1980 | H    | W, 10-0     |
| 1992 | H    | W, 5-0      |
| 1993 | H    | W, 6-0      |
| 1994 | H    | W, 4-1      |
| 1995 | H    | W, 2-0      |

## GEORGIA STATE

(UNC leads, 2-1-0)

| Year | Site | Result |
|------|------|--------|
| 1983 | H    | W, 7-0 |
| 1991 | H    | W, 1-0 |
| 1997 | H    | L, 1-2 |

## MARYLAND

(UM leads, 34-19-2)

| Year | Site | Result      |
|------|------|-------------|
| 1949 | H    | L, 0-1      |
| 1950 | A    | L, 0-4      |
| 1951 | H    | L, 1-2      |
| 1952 | A    | L, 1-2      |
| 1953 | H    | L, 1-8      |
| 1954 | A    | L, 1-4      |
| 1955 | H    | L, 0-2      |
| 1956 | A    | L, 0-4      |
| 1957 | H    | L, 2-4      |
| 1958 | A    | L, 1-2      |
| 1959 | H    | L, 2-4      |
| 1960 | A    | L, 0-5      |
| 1961 | H    | L, 1-4      |
| 1962 | A    | L, 0-7      |
| 1963 | H    | L, 1-2      |
| 1964 | A    | L, 1-6      |
| 1965 | H    | L, 0-1 (OT) |
| 1966 | A    | L, 1-2      |
| 1967 | H    | L, 1-3      |
| 1968 | A    | L, 1-3      |
| 1969 | H    | W, 3-2      |
| 1970 | A    | W, 3-2      |
| 1971 | H    | L, 1-3      |
| 1972 | A    | W, 2-1 (OT) |
| 1973 | H    | T, 1-1 (OT) |
| 1974 | A    | T, 0-0 (OT) |
| 1975 | H    | W, 2-0      |
| 1976 | A    | W, 1-0      |
| 1977 | H    | W, 2-0      |
| 1978 | A    | W, 1-0 (OT) |
| 1979 | H    | W, 1-0 (OT) |
| 1980 | A    | W, 2-0      |
| 1981 | H    | W, 2-0      |
| 1982 | A    | L, 0-1 (OT) |
| 1983 | H    | W, 2-0      |
| 1984 | A    | W, 1-0      |
| 1985 | H    | W, 1-0 (OT) |
| 1986 | A    | L, 2-3 (OT) |
| 1987 | H    | L, 0-2      |
| 1988 | A    | W, 3-2 (OT) |
| 1989 | H    | L, 0-2      |
|      | N    | L, 1-2      |
| 1990 | A    | L, 1-2      |
| 1991 | H    | L, 0-1 (OT) |
| 1992 | A    | W, 1-0      |
| 1993 | H    | W, 1-0      |
| 1994 | A    | L, 1-2      |
| 1995 | H    | L, 1-2      |
|      | N    | W, 4-3      |
| 1996 | A    | L, 1-3      |
| 1997 | H    | L, 1-2 (OT) |
| 1998 | A    | W, 2-1 (OT) |
|      | N    | L, 0-2      |

1999 H L, 0-1  
2000 A W, 5-1

**NEW HAMPSHIRE**

(first meeting)

**UNC ASHEVILLE**

(UNC leads, 6-0-0)

| Year | Site | Result |
|------|------|--------|
| 1994 | H    | W, 7-0 |
| 1995 | H    | W, 4-0 |
| 1996 | A    | W, 2-0 |
| 1997 | H    | W, 2-0 |
| 1998 | A    | W, 3-0 |
| 1999 | H    | W, 4-0 |

**NC STATE**

(UNC leads, 39-19-8)

| Year | Site | Result      |
|------|------|-------------|
| 1949 | A    | W, 3-1      |
|      | H    | W, 6-0      |
| 1950 | A    | W, 6-0      |
|      | H    | W, 3-1      |
| 1951 | H    | W, 4-2      |
|      | A    | T, 1-1 (OT) |
| 1952 | H    | L, 0-1      |
|      | A    | W, 2-1      |
| 1953 | A    | T, 2-2 (OT) |
|      | H    | L, 0-4      |
| 1954 | H    | W, 1-0      |
|      | A    | L, 0-3      |
| 1955 | H    | W, 3-0      |
|      | A    | T, 3-3 (OT) |
| 1956 | H    | W, 7-2      |
| 1957 | A    | L, 1-2      |
| 1958 | H    | W, 2-0      |
| 1959 | A    | W, 5-2      |
| 1960 | H    | W, 5-1      |
| 1961 | A    | W, 5-3      |
| 1962 | H    | W, 9-1      |
|      | A    | W, 6-1      |
| 1963 | A    | W, 3-1      |
| 1964 | H    | W, 4-1      |
| 1965 | A    | W, 3-0      |
| 1966 | H    | W, 4-0      |
| 1967 | A    | W, 6-2      |
| 1968 | H    | W, 3-0      |
| 1969 | A    | W, 4-0      |
|      | H    | W, 4-0      |
| 1970 | H    | T, 1-1 (OT) |
| 1971 | A    | L, 0-2      |
| 1972 | H    | W, 5-0      |
| 1973 | A    | W, 2-1      |
| 1974 | H    | W, 3-2      |
| 1975 | A    | L, 3-4      |
| 1976 | A    | W, 4-1      |
|      | H    | L, 1-2 (OT) |
| 1977 | A    | W, 2-1 (OT) |
| 1978 | A    | W, 5-0      |
|      | H    | W, 2-1      |
| 1979 | N    | L, 0-1 (OT) |
|      | A    | W, 2-0      |
| 1980 | H    | L, 0-4      |

|      |   |             |
|------|---|-------------|
| 1981 | A | L, 2-4      |
| 1982 | H | T 4-4 (OT)  |
| 1983 | A | L, 1-2      |
| 1984 | H | L, 1-4      |
| 1985 | A | W, 1-0      |
| 1986 | H | T, 0-0 (OT) |
| 1987 | A | L, 0-1      |
|      | N | W, 4-3 (OT) |
| 1988 | H | W, 2-1 (OT) |
| 1989 | A | L, 2-3      |
| 1990 | H | W, 2-0      |
| 1991 | A | L, 1-4      |
| 1992 | H | T, 0-0 (OT) |
| 1993 | A | L, 2-3      |
|      | H | W, 3-0      |
| 1994 | H | L, 0-1      |
| 1995 | A | T, 1-1 (OT) |
| 1996 | H | L, 2-3 (OT) |
| 1997 | A | L, 1-3      |
| 1998 | H | W, 1-0      |
| 1999 | A | W, 3-0      |
| 2000 | H | W, 7-1      |

**OLD DOMINION**

(UNC leads, 3-2-1)

| Year | Site | Result      |
|------|------|-------------|
| 1978 | H    | L, 0-1      |
| 1979 | A    | T, 1-1 (OT) |
| 1980 | A    | W, 4-0      |
| 1982 | A    | L, 1-2      |
| 1994 | H    | W, 2-0      |
| 2000 | A    | W, 4-0      |

**SAINT LOUIS**

(SLU leads, 2-0-0)

| Year | Site | Result      |
|------|------|-------------|
| 1991 | A    | L, 0-4      |
| 1994 | N    | L, 1-2 (OT) |

**SOUTH CAROLINA**

(tied, 10-10-1)

| Year | Site | Result      |
|------|------|-------------|
| 1982 | A    | W, 2-0      |
| 1983 | H    | W, 6-0      |
| 1984 | H    | W, 6-1      |
| 1985 | A    | L, 0-2      |
| 1986 | H    | W, 1-0      |
| 1987 | A    | L, 1-2      |
|      | A    | W, 2-1 (OT) |
| 1988 | H    | T 0-0 (OT)  |
|      | A    | L, 1-3      |
| 1989 | A    | L, 2-3      |
| 1990 | H    | W, 2-1 (OT) |
| 1991 | A    | W, 2-1 (OT) |
| 1992 | H    | W, 6-0      |
| 1993 | H    | W, 3-0      |
| 1994 | A    | L, 5-7      |
| 1995 | A    | L, 1-3      |
| 1996 | H    | L, 1-4      |
| 1997 | A    | L, 2-3 (OT) |
| 1998 | A    | L, 1-2 (OT) |
| 1999 | H    | L, 2-3      |
| 2000 | A    | W, 2-0      |

**SOUTH FLORIDA**

(USF leads, 3-1-1)

| Year | Site | Result      |
|------|------|-------------|
| 1967 | H    | L, 1-3      |
| 1971 | H    | L, 1-4      |
| 1982 | A    | L, 1-2 (OT) |
| 1984 | A    | T, 1-1 (OT) |
| 1987 | H    | W, 3-0      |

**VIRGINIA**

(tied, 28-28-7)

| Year | Site | Result      |
|------|------|-------------|
| 1947 | A    | W, 1-0      |
|      | H    | W, 2-0      |
| 1948 | H    | W, 3-0      |
| 1949 | A    | W, 1-0      |
| 1950 | H    | W, 2-1      |
| 1951 | A    | W, 2-1      |
| 1952 | H    | W, 3-2      |
| 1953 | A    | W, 3-2      |
| 1954 | H    | T, 1-1 (OT) |
| 1955 | A    | T, 1-1 (OT) |
| 1956 | H    | L, 0-3      |
| 1957 | A    | T, 4-4 (OT) |
| 1958 | H    | W, 3-2      |
| 1959 | A    | W, 3-2      |
| 1960 | H    | W, 3-0      |
| 1961 | H    | W, 2-1      |
| 1962 | A    | W, 2-1      |
| 1963 | A    | T, 2-2 (OT) |
| 1964 | H    | W, 2-1      |
| 1965 | A    | W, 2-0      |
| 1966 | H    | W, 4-0      |
| 1967 | A    | W, 3-2      |
| 1968 | H    | W, 3-0      |
| 1969 | A    | L, 0-1      |
| 1970 | H    | L, 0-1      |
| 1971 | A    | W, 1-0      |
| 1972 | H    | L, 0-2      |
| 1973 | A    | W, 1-0      |
| 1974 | H    | L, 0-2      |
| 1975 | A    | W, 4-2      |
| 1976 | H    | W, 2-1      |
| 1977 | A    | W, 1-0      |
| 1978 | H    | W, 1-0      |
| 1979 | A    | T, 1-1 (OT) |
| 1980 | H    | W, 2-0 (OT) |
| 1981 | A    | L, 2-3 (OT) |
| 1982 | H    | T, 0-0 (OT) |
| 1983 | A    | L, 0-2      |
| 1984 | H    | L, 2-3      |
| 1985 | A    | L, 1-3      |
| 1986 | H    | L, 1-4      |
| 1987 | A    | L, 0-2      |
|      | N    | W, 3-0      |
| 1988 | H    | L, 0-2      |
|      | N    | L, 1-2      |
| 1989 | A    | L, 0-3      |
| 1990 | H    | L, 0-2      |
|      | N    | L, 0-3      |
|      | A    | L, 1-3      |
| 1991 | A    | L, 0-1      |
|      | H    | L, 0-1      |

|      |   |             |
|------|---|-------------|
| 1992 | H | L, 3-6      |
|      | H | L, 0-2      |
| 1993 | A | L, 2-3      |
| 1994 | H | W, 5-1      |
| 1995 | A | L, 1-7      |
| 1996 | H | T, 3-3 (OT) |
| 1997 | A | L, 1-2 (OT) |
|      | N | L, 0-4      |
| 1998 | H | L, 0-2      |
| 1999 | A | L, 1-2      |
| 2000 | H | L, 1-3      |
|      | N | W, 1-0 (OT) |

**WAKE FOREST**

(UNC leads, 18-3-5)

| Year | Site | Result      |
|------|------|-------------|
| 1980 | H    | W, 3-1      |
| 1981 | A    | W, 3-0      |
| 1982 | H    | L, 1-3      |
| 1983 | A    | T, 1-1 (OT) |
| 1984 | H    | W, 2-1      |
| 1985 | A    | W, 1-0      |
| 1986 | H    | W, 4-1      |
| 1987 | A    | W, 4-2      |
| 1988 | H    | W, 2-1      |
|      | A    | W, 2-0      |
| 1989 | A    | T, 1-1 (OT) |
| 1990 | H    | W, 4-2 (OT) |
|      | H    | W, 2-1      |
| 1991 | A    | W, 2-0      |
| 1992 | H    | W, 2-0      |
|      | H    | T, 3-3 (OT) |
| 1993 | A    | T, 2-2 (OT) |
| 1994 | H    | W, 2-1      |
| 1995 | A    | L, 1-2      |
| 1996 | H    | W, 1-0      |
|      | N    | L, 0-1 (OT) |
| 1997 | A    | W, 2-1 (OT) |
| 1998 | H    | W, 2-1      |
| 1999 | A    | T, 1-1 (OT) |
| 2000 | H    | W, 4-1      |
|      | A    | W, 1-0      |

**WEST VIRGINIA**

(first meeting)

**WILLIAM & MARY**

(UNC leads, 6-1-0)

| Year | Site | Result      |
|------|------|-------------|
| 1971 | A    | W, 3-0      |
| 1972 | H    | W, 2-0      |
| 1980 | H    | W, 2-0      |
| 1995 | H    | W, 2-1      |
| 1996 | A    | L, 0-4      |
| 2000 | H    | W, 2-0      |
|      | H    | W, 3-2 (OT) |