



Wake Forest Basketball



Demon Deacon Notes ■ February 27, 2003

2002-03 Schedule

	N27 YALE	W, 73-61
	D1 TEMPLE	W, 83-76
	D4 (23) at Wisconsin	W, 90-80
	D15 SMU	W, 73-49
	D18 SC STATE	W, 100-57
	D21 ST. JOHN'S	W, 84-72
	D28 NC A&T	W, 104-64
	D30 BETHUNE-COOKMAN	W, 96-54
	J4 at Richmond	W, 68-62
	J7 ELON	W, 98-56
	J12 (1) at Duke	L, 55-74
	J15 (17) MARYLAND	W, 81-72
	J19 GEORGIA TECH	W, 73-66
	J23 at Virginia	L, 75-85
	J26 FLORIDA STATE	W, 71-60
	J28 at Clemson	W, 81-60
	F2 at N. Carolina	W, 79-75
	F6 NC STATE	W, 73-58
	F9 (15) at Marquette	L, 61-68
	F13 (8) DUKE	W, 94-80 (2ot)
	F17 (13) at Maryland	L, 67-90
	F20 at Georgia Tech	W, 75-67
	F23 VIRGINIA	W, 75-71
	F26 at Florida State	W, 60-56
	M1 CLEMSON	4:00
	M5 NORTH CAROLINA	9:00
	M8 at NC State	1:30
	M13-16	ACC Tournament

Deacons begin March with home game against Clemson on Saturday

Wake Forest, one of college basketball's biggest surprises in 2002-03, head into March as the ACC leader. The Deacons will face Clemson, which has won three out of its last four games, Saturday at Lawrence Joel Coliseum (4:06 p.m./Jefferson-Pilot TV).

The 12th-ranked Deacons, 20-4 overall and 10-3 in the ACC, won their third straight Wednesday night at Florida State, 60-56. The Deacons committed 20 turnovers, but held Florida State to 29.4 percent shooting and out-rebounded the Seminoles, 44-32. Sophomore Vyatas Danelius led all scorers with 17 points and senior All-American candidate Josh Howard chipped in 14 points.

Sophomore Taron Downey hit two key three-pointers down the stretch and freshman Justin Gray made four free throws in the final 36 seconds to seal the win.

Clemson, 15-9 and 5-8, was on a three-game roll until running into a buzzsaw at 14th-ranked Maryland on Tuesday. The Tigers ran off recent wins against North Carolina, Virginia (on the road) and Florida State before falling at Maryland, 91-52. Sharrod Ford had 12 points and 11 rebounds in the loss.

Wake Forest leads the all-time series, 89-50, including an 81-60 win at Clemson on Jan. 28. More series information on page 11.

Some of Saturday's storylines:

■ Wake Forest (10-3) needs a win to remain in sole possession of first place in the ACC standings. Second-place Duke (10-4) plays a non-conference game Sunday at St. John's and Maryland (10-4) plays at NC State.

■ The Deacons are attempting to win the ACC regular season title for the first time since sharing the crown in 1995. WFU hasn't won the title outright since 1962.

#12 Wake Forest (20-4/10-3) vs.

Clemson (15-9/5-8)

Game #25 ▼ March 1, 2003
Lawrence Joel Coliseum (14,665)
Winston-Salem, NC

Tip-Off: 4:06 p.m.

Television: Jefferson-Pilot Sports. Tim Brant (play-by-play) and Mike Gminski (color analysis) call the action. Beverly Rumley produces.

Radio: The Deacon Radio Network, produced and distributed by ISP Stan Cotten (play-by-play) and Mark Freidinger (color analysis) call the action.

Websites: WAKE FOREST (wakeforestsports.com). CLEMSON (clemsonigers.com).

The Records: WAKE FOREST is 20-4 overall and 10-3 in the ACC after a 60-56 victory at Florida State Wednesday night. CLEMSON is 15-9 and 5-8 following a 91-52 loss at 14th-ranked Maryland Tuesday.

The Rankings: WAKE FOREST is ranked 12th in the Associated Press poll and 12th in the ESPN/USA Today poll. CLEMSON is not ranked.

WFU Coach Skip Prosser: Prosser (U.S. Merchant Marine Academy '72) is 41-17 in his second season at Wake Forest, 206-95 in 10 years overall. Prosser coached one season at Loyola (MD) and seven seasons at Xavier before coming to Wake Forest

Clemson Coach Larry Shyatt: Shyatt (College of Wooster '73) is 70-80 in five seasons with the Tigers, 89-89 in six seasons overall.

Series History: Wake Forest leads the all-time series, 89-50. More series information later in this release.

Trivial Note: Wake Forest (predicted 6th/now in 1st) and Clemson (8th/tied for 5th) are the only two ACC teams higher in the league standings than what they were predicted.

The Officials: Announced on game day.

A Quick Look At The Demon Deacons

#	Name	Pos	Ht	Wt	Cl	Ppg	Rpg	Note
0	Chris Ellis	F	6-8	250	Fr.	3.3	3.0	Freshman gives the Deacs muscle in the middle
1	Justin Gray	G	6-2	185	Fr.	11.3	3.1	Scored 12 points, hit key free throws at FSU
2	Scott Benken	F	6-7	215	So.	1.0	1.5	Extremely hard-working walk-on from Cincinnati
4	Taron Downey*	G	6-2	171	So.	10.1	3.5	Lefty hit two late threes in win at Florida State
5	Josh Howard*	F	6-6	203	Sr.	19.3	7.9	Could be WFU's 1st All-American since Duncan
10	Jamaal Levy*	F	6-9	180	So.	7.2	6.6	Averaging 9.2 rebounds over last five games
13	Vyatas Danelius*	F	6-8	228	So.	13.2	7.4	Scored 38 points over his last two games
20	Alan Williams	G	6-3	177	Jr.	2.2	0.4	Walk-on a perfect 4-of-4 shooting this season
23	Richard Joyce	G-F	6-5	200	Fr.	2.1	0.7	Has been outside shooting threat off the bench
25	T.J. Little	G	6-0	170	Jr.	0.0	0.2	Earned roster spot through try-outs
31	Eric Williams*	C	6-9	270	Fr.	8.8	4.6	Only 7 WFU freshmen have started more games
33	Steve Lepore	G	6-5	202	Sr.	3.3	1.7	Sat out last five games with a sore knee
34	Trent Strickland	G	6-5	190	Fr.	5.0	2.0	A hero in recent double-OT win over Duke
44	John Buck	F	6-8	210	Fr.	0.0	0.8	Earned roster spot through campus try-outs
53	Dshamal Schoetz	C	7-0	263	Jr.	1.6	1.0	Seven-footer recovering from knee injury

* probable starter

ACC Standings

	ACC Overall	
Wake Forest	10-3	20-4
Duke	10-4	20-4
Maryland	10-4	18-7
NC State	8-5	15-9
Clemson	5-8	15-9
Georgia Tech	5-8	12-12
Virginia	5-8	14-12
North Carolina	4-9	14-13
Florida State	3-11	12-13

Thru Feb. 26

Preseason ACC Predicted Finish

Rk. Team

1. Duke
2. Maryland
3. NC State
4. Georgia Tech
5. Virginia
6. **Wake Forest**
7. North Carolina
8. Clemson
9. Florida State

Preseason All-ACC

First Team

- Travis Watson (Virginia)
- Josh Howard (WFU)**
- Chris Duhon (Duke)
- Steve Blake (Maryland)
- Julius Hodge (NC State)

Second Team

- Dahntay Jones (Duke)
- Edward Scott (Clemson)
- Tahj Holden (Maryland)
- Marcus Melvin (NC State)
- Raymond Felton (UNC)

ACC Schedule

Saturday

- Virginia at Florida State (RSN/12:00)
- Georgia Tech at North Carolina (ABC/1:00)
- Clemson at **Wake Forest** (RJ/4:00)

Sunday

- Duke at St. John's (CBS/12:00)
- Maryland at NC State (Fox Sports Net/8:00)

Wednesday

- NC State at Clemson (ESPN2/7:00)
- Georgia Tech at Virginia (ESPN/7:00)
- North Carolina at **Wake Forest** (RJ/9:00)

Thursday

- Florida State at Duke (ESPN2/7:30)

March 8

- Wake Forest** at NC State (ABC/1:30)
- Clemson at Georgia Tech (ABC/3:30)

Deacons Chasing History, ACC Regular Season Title

Wake Forest is attempting to finish first in the ACC standings for the first time since 1995... that season, the Deacons were one of four teams who shared the regular season crown with identical 12-4 records... the Demon Deacons have not won the regular season title outright since 1962... that Wake Forest team finished 12-2, won the ACC Tournament and earned the school's only Final Four berth... WFU is the only team to finish fifth or higher in the league standings each of the past 10 years.

Team	Remaining Schedule									
	W-L	GB	Home	Away	3/1	3/2	3/5	3/6	3/8	3/9
Wake Forest	10-3	/	2	1	CLEMSON	-	N. CAROLINA	-	at NC State	-
Duke	10-4	0.5	1	1	-	(St. John's)	-	FLORIDA ST.	-	at N. Carolina
Maryland	10-4	0.5	0	2	-	at NC State	-	-	-	at Virginia
NC State	8-5	2.0	2	1	-	MARYLAND	at Clemson	-	WAKE FOREST	-
Georgia Tech	5-8	5.0	1	2	at N. Carolina	-	at Virginia	-	CLEMSON	-
Clemson	5-8	5.0	1	2	at Wake Forest	-	NC STATE	-	at Georgia Tech	-
Virginia	5-8	5.0	2	1	at Florida State	-	GEORGIA TECH	-	-	MARYLAND
North Carolina	4-9	6.0	2	1	GEORGIA TECH	-	at Wake Forest	-	-	DUKE
Florida State	3-11	7.5	1	1	VIRGINIA	-	-	at Duke	-	-

A quick look at the Deacons

Fielding one of the nation's youngest rosters -- four freshmen, three sophomores and senior All-American candidate Josh Howard all average at least 13 minutes per game -- the Deacons have exceeded all expectations. WFU leads the ACC and is 20-4 overall with three wins over nationally-ranked teams (No. 23 Wisconsin, No. 17 Maryland and No. 8 Duke).

Statistically, Wake Forest's biggest strengths have been rebounding and free throw percentage. The Deacons lead the nation in rebound margin (+10.1) and rank ninth nationally in free throw percentage (.765).

Howard (19.3 points and 7.9 rebounds per game), who leads the ACC in scoring, is one of college basketball's premier players. He is a solid candidate for All-American honors as well as the Wooden, Naismith and Robertson awards.

Sophomore forward Vytas Danelius (13.2 ppg. and 7.4 rpg.) has scored 38 points over the last two games. Sophomore guard Taron Downey (10.1 ppg., 4.3 apg.), sank four three-point field goals and dished out eight assists Wednesday at Florida State.

Back after a month lay-off is freshman guard Justin Gray (11.3 ppg.), who broke his jaw Jan. 12 and returned to action Feb. 13. He has scored in double figures in three of five games since his return. Sophomore Jamaal Levy (7.2 ppg, 6.6 rpg.), who has started the last 14 games, has led WFU in rebounding in February.

A pair of freshmen reserves -- Trent Strickland (5.0 ppg.) and Chris Ellis (3.3 ppg.) -- have been key to WFU's success.

Senior guard Steve Lepore, who is recovering from a ruptured patella tendon, missed the last five games after aggravating his knee. Freshman Richard Joyce is a perimeter threat off the bench.

A quick look at the Tigers

Clemson finally cooled off Tuesday at 14th-ranked Maryland (a 91-52 loss) after three impressive wins over North Carolina, Virginia and Florida State.

Senior guard Edward Scott (17.9 ppg., 5.6 apg.) has been one of the ACC's hottest players. He averaged 28.6 points during CU's three-game win streak and was the national player of the week last week.

Sophomore guard Chey Christie (11.5 ppg.) leads the team in steals (40). Sophomore forward Sharrod Ford (8.3 ppg., 7.1 rpg.) shoots 57.1 percent and is coming off a double-double at Maryland.

Sophomore forward Olu Babalola (7.6 ppg.) and junior forward Chris Hobbs (6.6 ppg., 5.9 rpg.) give the Tigers a solid one-two punch in the frontcourt.

Clemson out-rebounds opponents by nearly four boards per game.

More from WFU's 60-56 victory at Florida State Wednesday night

■ Jamaal Levy's 12 defensive rebounds were the most by a Deacon this season. He led the Deacons in total rebounds for the fourth straight game.

■ Taron Downey tied a career-high with four three-point field goals. Downey also tied a career-high with eight assists.

■ Josh Howard scored in double figures for the 19th consecutive game.

■ WFU's 60 points were the fewest in a victory since a 58-52 win over North Carolina on March 10, 2000.

■ Wake Forest improved to 3-0 in games decided by four points or less.

■ The Deacons out-rebounded their opponent for the 22nd time in 24 games.

■ WFU's 12 free throw attempts tied for a season-low.

■ Florida State's field goal percentage (.294) was the lowest by a Deacon opponent in the Skip Prosser era at Wake Forest. FSU's second-half field goal percentage (.265) was the lowest by an opponent in any half this season.

■ FSU's 14 personal fouls were the fewest by a Deacon opponent this season.

by the numbers

1 coach -- Bill Guthridge -- won more league games in his first two years in the ACC than Skip Prosser.

3 games decided by four points or less this season and the Deacons are 3-0 in those games.

8 active Division I coaches, including Prosser, won 200 career games in less than 300 games coached.

9 freshmen and sophomores are on the Wake Forest roster.

12th is Wake Forest's ranking in both the Associated Press and ESPN/USA Today polls.

12 consecutive seasons Wake Forest has earned a postseason berth.

15 consecutive homecourt victories for the Deacons, who last lost at home on Feb. 21, 2002.

20 career double-doubles by senior Josh Howard, the sixth-most in Wake Forest history.

75 percent of all Wake Forest student-athletes do volunteer work in the community.

82 times in his career Josh Howard has scored in double figures.

354 consecutive games Wake Forest has made at least one three-point field goal.

1,621 points have been scored by senior Josh Howard, ranking him 14th in WFU history.

Wake Forest In The ACC Statistics

Category

Rebound Margin	1st	+10.1
<i>In ACC Games</i>	1st	+6.8
Rebounding	1st	42.2
<i>In ACC Games</i>	2nd	39.8
Offensive Rebounds	1st	15.25
<i>In ACC Games</i>	3rd	13.54
FT Percentage	2nd	76.5
<i>In ACC Games</i>	2nd	76.0
Defensive Rebounds	2nd	26.96
<i>In ACC Games</i>	2nd	26.23
Scoring	3rd	78.7
<i>In ACC Games</i>	3rd	73.8
FG Percentage	3rd	45.6
<i>In ACC Games</i>	4th	44.4
FG% Defense	3rd	39.2
<i>In ACC Games</i>	2nd	40.1
Scoring Margin	3rd	+11.5
<i>In ACC Games</i>	3rd	+3.5
3PTFG% Defense	4th	33.0
<i>In ACC Games</i>	4th	34.1
Scoring Defense	4th	67.2
<i>In ACC Games</i>	3rd	70.3
Assists	5th	14.63
<i>In ACC Games</i>	7th	13.08
Blocked Shots	5th	4.50
<i>In ACC Games</i>	4th	4.85
Assist/TO Ratio	6th	0.95
<i>In ACC Games</i>	8th	0.82
3-Point Field Goals	8th	5.88
<i>In ACC Games</i>	8th	5.08
Steals	8th	6.54
<i>In ACC Games</i>	8th	5.62
Turnover Margin	8th	-1.42
<i>In ACC Games</i>	8th	-2.62
3PTFG Percentage	9th	33.1
<i>In ACC Games</i>	9th	29.9
<i>Through Feb. 28</i>		

Wake Forest In The NCAA Statistics

WFU's ranking out of 325 Division I teams

Scoring Offense	17th	79.5
Scoring Defense	120th	67.7
Scoring Margin	15th	+11.8
FG Percentage	93rd	.459
FG% Defense	16th	.397
3-Point Field Goals	210	5.8
3-Point FG%	226th	.331
FT Percentage	10th	.762
Rebound Margin	1st	+10.0
Assists	108th	14.6
Blocked Shots	57th	4.4
Steals	211th	6.6
W-L Percentage	11th	.826
Turnovers	180th	15.3
Personal Fouls	165th	19.1
<i>Through Feb. 24</i>		

Clemson Tigers (15-9/5-8)

No.	Name	Pos	Ht	Wt	Cl	Ppg	Rpg	Hometown
1	Julian Betko	F	6-5	190	Fr.	1.9	0.9	Ruzomberok, Slovakia
3	Tomas Nagys	F	6-10	235	Sr.	6.3	3.3	Mazeikiai, Lithuania
5	Sharrod Ford*	F	6-9	220	So.	8.3	7.1	Accokeek, MD
10	Edward Scott*	G	6-0	190	Sr.	17.9	3.4	Charlotte, NC
11	Beau Shay	G	5-9	165	Jr.	0.0	0.0	Galesburg, IL
12	Olu Babalola*	F	6-6	245	So.	7.6	3.8	London, England
14	Chey Christie*	G	6-4	170	So.	11.5	3.0	Hartford, CT
20	Walker Holt	G	6-3	190	Sr.	0.3	0.3	Greensboro, NC
21	Ray Henderson	F/C	6-8	255	Sr.	5.7	5.1	Charlotte, NC
22	Shawan Robinson	G	6-2	170	Fr.	4.8	1.0	Raleigh, NC
24	Geoff Shyatt	G	5-11	168	Fr.	0.2	0.0	Clemson, SC
33	Akin Akingbala	F	6-9	210	Fr.	1.2	1.3	Lagos, Nigeria
43	Chris Hobbs*	F	6-7	265	Jr.	6.6	5.9	Chapel Hill, NC
45	Jermel Douglas	G	6-3	175	Sr.	0.6	0.4	Rock Hill, SC

* probable starter

Wake Forest-Clemson series history

- Wake Forest leads the all-time series, 89-50.
- The Deacons won the previous meeting, 81-60, at Clemson on Jan. 28.
- The Deacons have won eight of the last nine meetings, sweeping the regular season series in 1999, 2000 and 2001.
- Wake Forest holds a 48-14 advantage over the Tigers when playing at home, including a 12-1 record in Lawrence Joel Coliseum.
- The Deacons have won 12 straight against Clemson in Joel Coliseum. In fact, Clemson's only win in the facility came in the first season it was open -- 1989-90.
- Wake Forest beat Clemson at Joel Coliseum, 96-55 last season.
- The first meeting between the two teams came during the 1925-26 seasons -- a 40-34 WFU victory.
- Wake Forest owns more all-time wins against Clemson (89) than any school, with the exception of NC State (91).
- Wake Forest coach Skip Prosser is 2-2 all-time against Clemson. That mark includes a 79-76 loss to the Tigers in the semifinals of the 1999 NIT while coaching at Xavier.
- Clemson's Larry Shyatt is 1-8 all-time against Wake Forest.

Wake Forest vs. The ACC	
Clemson	89-50
Duke	73-149
Florida State	16-11
Georgia Tech	29-25
Maryland	51-56
N. Carolina	60-146
NC State	90-122
Virginia	60-56

Deacon-Tiger connections

- Clemson assistant coach Bobby Hussey was head coach at Davidson from 1981-89. His Wildcat teams played Wake Forest every season during his tenure. He was also head coach at Virginia Tech in 1999 when the Hokies lost to WFU in Blacksburg.
- Wake Forest coach Skip Prosser and Clemson assistant Matt Driscoll were both born in Pittsburgh.
- WFU's Vytas Danelius (Kaunas) and Clemson's Tomas Nagys (Mazeikiai) both hail from Lithuania.
- WFU's Justin Gray and T.J. Little and Clemson's Ray Henderson all call Charlotte (NC) home. Henderson wears No. 21 because it's the number former Deacon Tim Duncan and Kevin Garnett wear.
- Clemson's Walker Holt, one of four North Carolinians on the Tiger roster, is from Greensboro.
- Wake Forest strength and conditioning coach Ethan Reeve once worked as the assistant wrestling coach at Clemson.
- Deacon assistant volleyball coach Heather Kahl is a 1996 Clemson graduate.

Jan. 28: WFU 81, Clemson 60

Josh Howard had 18 points and 11 rebounds and led a 17-4 second-half run to lead Wake Forest to an 81-60 win at Clemson in the first meeting of the season between the two teams, back on Jan. 28. Vytas Danelius scored a career-high 21 points and Taron Downey scored 18 points, including four three-pointers. Wake Forest shot 50 percent and held Clemson to 39.7 percent. The Deacons shot a solid 47.4 percent (9-of-19) from three-point range and committed just 10 turnovers. The win was Skip Prosser's 200th career victory in just 10 years of coaching.

On this date in WFU basketball history

Wake Forest is 7-4 all-time on the date of March 1st, including a record of 3-1 at home. The Deacons last played on this date in 1998, defeating visiting NC State, 71-57. In 1992, Wake Forest beat visiting Temple on this date, 83-75, ultimately helping the Deacons earn an NCAA Tournament at-large bid. On March 1, 1990, Dave Odom's first WFU team won on the road at Virginia, 51-50.

Statistical comparison

A statistical comparison between Wake Forest and Clemson:

Category	Deacs	Tigers
Record	20-4	15-9
Conference Record	10-3	5-8
Scoring Average	78.7	69.6
Opponent Scoring Average	67.2	67.8
Scoring Margin	+11.5	+1.8
Rebound Average	42.2	36.2
Opponent Rebound Average	32.1	32.4
Rebound Margin	+10.1	+3.8
Field Goal Percentage	45.6%	45.8%
Defensive Field Goal Percentage	39.2%	43.1%
Free Throw Percentage	76.5%	65.4%
Three-Point Field Goals Per Game	5.9	4.8
Three-Point Field Goal Percentage	33.1%	35.2%
Assists Per Game	14.6	12.6
Turnovers Per Game	15.5	14.1
Blocked Shots Per Game	4.5	2.7
Steals Per Game	6.5	7.1

Gray is ACC Rookie of the Week

Justin Gray, who averaged 15.0 points and 2.0 assists in three games last week, was tabbed ACC Rookie of the Week on Monday. In last Thursday's win at Georgia Tech, the Charlotte, N.C. product scored 20 points and handed out two assists in a 75-67 win. His late three-pointer against Virginia helped the Deacons win that game, 75-71.

The National Polls

AP	Rk.	Coaches
Arizona	1	Arizona
Kentucky	2	Kentucky
Oklahoma	3	Oklahoma
Florida	4	Florida
Texas	5	Duke
Duke	6	Texas
Kansas	7	Kansas
Pittsburgh	8	Pittsburgh
Notre Dame	9	Louisville
Marquette	10	Notre Dame
Louisville	11	Marquette
Wake Forest	12	Wake Forest
Xavier	13	Xavier
Maryland	14	Maryland
Syracuse	15	Syracuse
Oklahoma St.	16	Illinois
Creighton	17	Oklahoma St.
Illinois	18	Creighton
Stanford	19	Stanford
Mississippi St.	20	Mississippi St.
Georgia	21	California
Utah	22	Georgia
California	23	Utah
Memphis	24	Connecticut
Dayton	25	Dayton
Opponents Receiving Votes:		
Wisconsin		Wisconsin

Wake In The Polls

Date	AP	Coaches
Preseason	nr	rv
Nov. 25	nr	rv
Dec. 2	rv	rv
Dec. 9	rv	rv
Dec. 16	rv	rv
Dec. 23	25	rv
Dec. 30	23	23
Jan. 6	17	18
Jan. 13	19	20
Jan. 20	17	18
Jan. 27	17	18
Feb. 3	14	15
Feb. 10	15	17
Feb. 17	10	11
Feb. 24	12	12

Poll Notes

All-time weeks in AP poll	202
All-time weeks in top 10	68
Opponents in the AP poll	3
" " in the coaches poll	3
Opponents receiving votes	1

Wake Forest vs. Ranked Teams

In 2002-03	3-3
Home	2-0
Away	1-3
Neutral	0-0
In Skip Prosser Era	6-13
Home	4-3
Away	1-7
Neutral	1-3
All-time	115-289
Home	63-95
Away	28-131
Neutral	24-63
vs. Top 10 (all-time)	57-194
Home	31-65
Away	12-86
Neutral	14-43

Deacons earn #12 ranking in both major polls

Wake Forest, which lost at Maryland, won at Georgia Tech and beat visiting Virginia last week, is ranked No. 12 in the Associated Press poll and in the ESPN/USA Today poll. The Deacons dropped from 10th in the AP poll and from 11th in the ESPN/USA Today poll.

The Deacons are in the Associated Press poll for the 10th consecutive week after making their first appearance on Dec. 23. WFU has been ranked in 24 of 33 weeks under Skip Prosser. Wake Forest is in the AP poll for the 202nd time.

Three Wake Forest opponents are in the AP poll -- No. 6 Duke, No. 10 Marquette and No. 14 Maryland. Wisconsin, also a WFU opponent, received votes for both polls.

In other polls, Wake Forest is ranked as high as ninth nationally by Fox Sports and the Sagarin ratings and as low as 13th by CBS Sportsline.

Deacons in other polls

Fox Sports	9th
Sagarin	9th
Sporting News	10th
College RPI	12th
CBS Sportsline	13th

Deacs lead the nation in rebounding

With two of its top rebounders off of last year's team gone via graduation, rebounding was a big concern for Skip Prosser heading into 2002-03. So, you might say it's been a pleasant surprise that Wake Forest leads the nation in rebound margin (+10.1). More on WFU's rebounding:

■ The Deacs are the only team nationally with a double-figure rebound margin.

■ The Deacons have out-rebounded every opponent but two (Maryland on Feb. 17 and Virginia on Feb. 23) this season.

■ WFU's largest rebound margin in the last 10 seasons was +6.2 in 1997 -- Tim Duncan's senior year.

■ The Deacs aren't exactly a group of giants with

Game-By-Game Rebounding

Opponent	WF	OPP	MAR
Yale	40	31	+9
Temple	51	36	+15
Wisconsin	37	27	+10
SMU	48	26	+22
SC State	59	31	+28
St. John's	49	31	+18
NC A&T	43	33	+10
Beth.-Cook.	44	28	+16
Richmond	38	31	+7
Elon	39	32	+7
Duke	45	31	+14
Maryland	49	36	+13
Ga. Tech	48	38	+10
Virginia	34	32	+2
Florida St.	41	30	+11
Clemson	38	32	+6
N. Carolina	47	30	+17
NC State	34	24	+10
Marquette	48	35	+13
Duke	50	37	+13
Maryland	24	44	-20
Ga. Tech	35	32	+3
Virginia	28	31	-3
Clemson	44	32	+12
AVERAGE	42.2	32.1	+10.1

Wake Forest In The NCAA Statistics

Rebound Margin	Free Throw Percentage	Winning Percentage
Wake Forest	+10.0	79.1
Mississippi St.	+8.2	79.1
Pittsburgh	+8.1	78.8
Vermont	+8.1	77.4
Arizona	+7.9	77.2
Kansas	+7.7	76.8
Holy Cross	+7.7	76.7
Texas	+7.6	76.7
Utah State	+7.4	Wake Forest 76.6
Gonzaga	+7.1	St. Bonaventure 76.3
Xavier	+6.9	Centenary 76.0
DePaul	+6.8	Eastern Illinois 75.9
Colorado State	+6.7	Marquette 75.9
Murray State	+6.4	Notre Dame 75.8
Mercer	+6.4	NC Asheville 75.8
<i>Stats thru Feb. 24</i>		

Did You Know?

No ACC team has ever finished a season leading the nation in rebounding, as Wake Forest is attempting to do this season.

WFU has finished first in the NCAA statistics twice -- in free throw percentage in 1954 and 1955.

no starter taller than 6-9 and their leading rebounder standing 6-6. It helps that 6-2 guard Taron Downey averages 3.5 rebounds per contest.

■ Three of the ACC's top eight rebounders are Deacons -- Josh Howard (7.9/3rd), Vytas Danelius (7.4/5th) and Jamaal Levy (6.6/8th).

■ Howard, Danelius and Jamaal Levy all rank in the ACC's top eight in offensive rebounds.

■ In ACC games, the 180-pound Levy (7.5 rpg.) ranks fifth in the league in rebounding.

Wake Forest sizzling from the line

Wake Forest is second in the ACC and ranks ninth nationally in free throw percentage (.765):

■ The Deacons are attempting to finish first in the ACC in free throw percentage for the first time since 1994-95.

■ WFU's free throw percentage is the third-highest in school history and the highest since 1969-70.

■ Wake Forest has a history of good free throw shooting. The Deacons led the nation in 1954 and 1955 and former Deac Dickie Hemric is the NCAA all-time leader in free throws made and attempted.

■ Three of WFU's top four scorers are all shooting at least 81 percent from the line and all rank among the top seven in the ACC -- Taron Downey (2nd/.872), Josh Howard (5th/.850) and Vytas Danelius (7th/.814).

■ Howard and Justin Gray each own current streaks of 12 straight made free throws.

■ Downey would have the fifth-highest single-season free throw percentage in school history if the season ended today.

■ The Deacs shot 78.8 percent from the line in February.

■ One key has been consistency. The Deacons have shot less than 70 percent in a game just four times this season with the last time coming more than a month ago (Jan. 23 at Virginia).

Highest Season FT Percentage/WFU History

1. Charlie Davis	88.2	1969
2. Jackie Murdock	87.5	1957
Charlie Davis	87.5	1970
4. Skip Brown	87.4	1976
5. Taron Downey	87.2	2003
6. Paul Long	86.9	1966

Wake Forest getting it done with defense

Wake Forest is holding opponents to just 39.2 percent shooting. That ranks the Deacons 16th nationally in field goal percentage defense.

The Deacons have held eight of their last 10 opponents to less than 40 percent shooting. Only one opponent (Virginia, twice) shot better than 50 percent against Wake Forest this season.

On Wednesday, Wake Forest held Florida State to just 29.4 percent shooting (the lowest by a Deacon opponent over the last two years), including just 26.5 percent in the second half.

WFU's field goal percentage defense is its lowest since the 1996-97 season.

Fox Sports' Wooden Award Standings

1	David West (Xavier)
2	Nick Collison (Kansas)
3	Josh Howard (WFU)
4	Dwayne Wade (Marquette)
5	T.J. Ford (Texas)
6	Reece Gaines (Louisville)
7	Brian Cook (Illinois)
8	Mike Sweetney (Georgetown)
9	Ron Slay (Tennessee)
10	Troy Bell (Boston College)
<i>Other Wooden candidates:</i>	
	Carmelo Anthony (Syracuse)
	Mario Austin (Mississippi St.)
	Steve Blake (Maryland)
	Keith Bogans (Kentucky)
	Matt Bonner (Florida)
	Kyle Cover (Creighton)
	Erwin Dudley (Alabama)
	Chris Duhon (Duke)
	Andre Emmett (Texas Tech)
	Reece Gaines (Louisville)
	Jason Gardner (Arizona)
	Marcus Hatten (St. John's)
	Jarvis Hayes (Georgia)
	Kirk Hinrich (Kansas)
	Brandin Knight (Pittsburgh)
	Jameer Nelson (St. Joseph's)
	Emeka Okafor (Connecticut)
	Hollis Price (Oklahoma)
	Darius Rice (Miami)
	Luke Ridnour (Oregon)
	Chris Thomas (Notre Dame)
	Luke Walton (Arizona)
	Bracey Wright (Indiana)

Thru Feb. 24

Naismith Award Finalists

Mario Austin (Mississippi State)
Keith Bogans (Kentucky)
Matt Bonner (Florida)
Nick Collison (Kansas)
Brian Cook (Illinois)
Chris Duhon (Duke)
T.J. Ford (Texas)
Reece Gaines (Louisville)
Jason Gardner (Arizona)
Jarvis Hayes (Georgia)
Kirk Hinrich (Kansas)
Josh Howard (Wake Forest)
Brandin Knight (Pittsburgh)
Kyle Korver (Creighton)
Hollis Price (Oklahoma)
Mike Sweetney (Georgetown)
Chris Thomas (Notre Dame)
Dwayne Wade (Marquette)
Luke Walton (Arizona)

Naismith Coach Of The Year Finalists

Dana Altman	Mike Montgomery
Rick Barnes	Lute Olson
Jim Boeheim	Rick Pitino
Ben Braun	Skip Prosser
Mike Brey	Oliver Purnell
Jim Calhoun	Kelvin Sampson
Tom Crean	Bill Self
Billy Donovan	Tubby Smith
Jim Harrick	Rick Stansbury
Ben Howland	Eddie Sutton
Mike Krzyzewski	Gary Williams
Rick Majerus	Roy Williams
Thad Motta	

Demon Deacons In The ACC Statistics (Note: Justin Gray does not yet qualify)

Category	Josh Howard	Vytas Danelius	Taron Downey	Eric Williams	Jamaal Levy
Scoring	1st 19.2	15th 13.2	-- --	-- --	-- --
<i>In ACC Games</i>	1st 21.5	12th 14.6	-- --	-- --	-- --
Rebounding	3rd 7.9	5th 7.4	-- --	23rd 4.6	8th 6.6
<i>In ACC Games</i>	3rd 8.0	8th 6.8	-- --	-- --	5th 7.5
FG Percentage	4th .478	-- --	-- --	-- --	-- --
<i>In ACC Games</i>	3rd .481	1st .507	-- --	-- --	-- --
Assists	-- --	-- --	6th 4.33	-- --	-- --
<i>In ACC Games</i>	-- --	-- --	6th 4.54	-- --	-- --
FT Percentage	5th .850	7th .814	2nd .872	-- --	-- --
<i>In ACC Games</i>	3rd .861	-- --	2nd .864	-- --	-- --
Steals	3rd 2.29	-- --	-- --	-- --	-- --
<i>In ACC Games</i>	3rd 2.08	-- --	-- --	-- --	-- --
3PTFG Percentage	-- --	-- --	-- --	-- --	-- --
<i>In ACC Games</i>	-- --	-- --	-- --	-- --	-- --
3-Point Field Goals	14th 1.62	-- --	15th 1.50	-- --	-- --
<i>In ACC Games</i>	15th 1.46	-- --	13th 1.54	-- --	-- --
Blocked Shots	3rd 1.50	-- --	-- --	-- --	-- --
<i>In ACC Games</i>	3rd 1.77	-- --	-- --	-- --	7th 1.08
Assist/TO Ratio	-- --	-- --	6th 1.62	-- --	-- --
<i>In ACC Games</i>	-- --	-- --	7th 1.40	-- --	-- --
Offensive Rebounds	2nd 3.25	5th 2.71	-- --	-- --	8th 2.38
<i>In ACC Games</i>	1st 3.23	6th 2.54	-- --	-- --	8th 2.46
Defensive Rebounds	5th 4.67	5th 4.67	-- --	-- --	10th 4.25
<i>In ACC Games</i>	6th 4.77	9th 4.31	-- --	-- --	4th 5.08

Howard moves up to No. 3 in Fox Sports' Wooden Award rankings

Close to home, senior Josh Howard has emerged as a leading candidate for the Year honors. On the national level, Howard is emerging as a strong candidate for All-American honors.

WFU's ACC Players Of The Year

1997	Tim Duncan
1996	Tim Duncan
1993	Rodney Rogers
1977	Rod Griffin
1971	Charlie Davis
1962	Len Chappell
1961	Len Chappell
1955	Dickie Hemric
1954	Dickie Hemric

Howard is WFU's first legitimate All-America candidate since Tim Duncan in 1997 and he is a candidate for the Wooden, Naismith and Robertson awards, all of which go to the nation's top players.

In the latest unofficial rankings for the Wooden Award, Fox Sports rates Howard No. 3 behind David West (Xavier) and Nick Collison (Kansas).

Note: Howard and West are good friends and former teammates at Hargrave Military Academy. West was recruited to Xavier by Skip Prosser.

Howard, Prosser are Naismith finalists

Wake Forest senior Josh Howard is one of 20 finalists for the Naismith Award, which goes to the nation's top college player. The list of 20 candidates was released last Wednesday. Howard and Duke's Chris Duhon are the only ACC players on the list.

Deacon head coach Skip Prosser is a finalist for the Naismith National Coach of the Year Award.

WFU's Prosser among ACC leaders in second-year wins

Only one coach in ACC history -- North Carolina's Bill Guthridge (23-9 in 1998 and 1999) -- won more conference games in his first two seasons in the league than Skip Prosser has over the last two years. Prosser is 19-10 in two seasons at WFU.

Most ACC Wins In First Two Seasons

Coach	School	Years	W-L
Bill Guthridge	North Carolina	1998-99	23-9
Skip Prosser	Wake Forest	2002-03	19-10
Vic Bubas	Duke	1960-61	17-11
Dean Smith	North Carolina	1962-63	17-11
Matt Doherty	North Carolina	2001-02	17-15

Prosser has Deacons in first place after being tabbed to finish sixth

Wake Forest head coach Skip Prosser is starting to be mentioned as a strong candidate for coach of the year honors. After being picked to finish sixth in the ACC race, Prosser has the Deacons in first place.

Prosser earned his 200th career victory Jan. 28 at Clemson. Prosser, 206-95 in his 10th season,

won his 200th game quicker than all but seven active Division I coaches. He is one of just two current ACC coaches -- joining Virginia's Pete Gillen -- to win 200 games or more in his first 10 seasons as a Division I head coach. More on Prosser:

■ Prosser's career winning percentage (.684) ranks 20th among all active Division I coaches.

■ Last season he became just the fourth coach in ACC history to win nine games in his rookie year.

■ He has won 19 conference games in his first two seasons at WFU. Only Bill Guthridge won more games in his first two seasons in the league (see box bottom left).

■ Last season Prosser won more games than any first-year Deacon head coach since 1927.

■ In two seasons at Wake Forest, Prosser has compiled a record of 41-17.

■ Prosser has a chance to become WFU's first ACC Coach of the Year in eight seasons. The last Deacon coach to win the honor was Dave Odom in 1995.

■ He is a finalist for the Naismith National Coach of the Year.

Quickest To 200 Wins / Active Coaches

Coach, Current School	Games	Pct.	Seasons	Year
Roy Williams, Kansas	252	.794	8th	1996
Jim Boeheim, Syracuse	266	.752	9th	1985
Bob Knight, Texas Tech	270	.741	11th	1976
Pete Gillen, Virginia	273	.733	9th	1994
Eddie Sutton, Okla. St.	278	.719	10th	1979
Charlie Spoonhour, UNLV	284	.704	10th	1993
Gene Keady, Purdue	285	.702	10th	1988
Skip Prosser, Wake Forest	293	.683	10th	2003
Rick Pitino, Louisville	301	.664	11th	1993
Lute Olson, Arizona	308	.649	11th	1984

What They're Saying About Josh Howard

"No doubt last week's thrilling Kansas-Texas and Nick Collison-T.J. Ford moments will stand up as twin-classics-in-one. But the player of the year so far -- and if his fledglings-dominated team finishes in the top three in the ACC, he should be a lock -- is the best all-round player hardly anybody ever mentions, Josh Howard of Wake Forest."

-- Curry Kirkpatrick, ESPN

"He is simply the best athlete in the ACC. He does everything well -- rebound, defend, shoot and handle the ball... He drives the bus, he cleans the uniforms, he cooks the food. He does it all."

-- Brad Daugherty, ESPN

"With five minutes left in the game, I can't think of anyone I'd rather have on my team than Josh Howard."

-- Mike Patrick, ESPN

"In my opinion, Josh Howard is the ACC Player of the Year so far (Feb. 2, 2003)."

-- Mike Gminski, Fox

"Josh Howard made two huge plays at the end. He's a 6-foot-6 All-American. He's the top player in the ACC and definitely in the top three or four in the nation."

-- Virginia coach Pete Gillen

"Finishing third in the voting for preseason ACC Player of the Year, Wake's Josh Howard may be outplaying the two guys who finished ahead of him."

-- Jerry Ratcliffe, Charlottesville Daily Progress

"I wouldn't trade (Josh Howard) for anyone in the country. He is having a spectacular season."

-- Skip Prosser

"Howard is one of the best players in the country because of his versatility and overall athletic game."

-- Jay Bilas, ESPN

Josh HOWARD_c Senior / 6-6 / Winston-Salem, NC


All-American Candidate / ACC Player of the Year Candidate

"He's the best player in our league. He's a beautiful player to watch on both ends of the court. Everyone talks about his offense, but he'll guard whoever is hot on the other team. He's a great college basketball player and hopefully he will get the recognition nationally that he deserves."

-- Duke coach Mike Krzyzewski

Versatile Josh Howard vying to become WFU's 11th All-American

Senior Josh Howard, who missed much of preseason drills because of severe shin splints, is a strong candidate to become the 11th player in Wake Forest history to earn All-American honors and the first since Tim Duncan in 1997. Howard is a candidate for the John R. Wooden and Naismith awards and Oscar Robertson trophy, all of which go to the nation's top player.



Josh Howard

Without question, Howard is one of the most versatile players in college basketball. The ACC posts 12 individual statistics. He ranks in the top five in eight of them. Consider what Howard has achieved in 2002-03:

■ In the month of February, he averaged 21.5 points, 7.5 rebounds, 2.1 steals, 1.4 blocks and 1.8 assists per game.

■ He has scored at least 20 points in nine of the last 12 games.

■ Despite being plagued with shin splints, Howard averages 31.8 minutes per game.

■ He has been named ACC Player of the Week three times this season.

■ He was named

national player of the week Jan. 20 by both ESPN.com and Foxsports.com and by Dick Vitale on Feb. 3. Howard was named the Paine-Webber Senior Athlete of the Week Feb. 9.

■ Howard leads the ACC in scoring overall (19.3 ppg.) and in conference games (21.5 ppg.)

■ Howard scored 31 points in the Dec. 4 win at nationally-ranked Wisconsin. He erupted for a career-

Howard's 2002-03 Honors

- Naismith Award finalist
- NABC All-District 5
- ACC Player of the Week (Feb. 3)
- ACC Player of the Week (Jan. 20)
- ACC Player of the Week (Dec. 9)
- Paine-Webber Senior of the Week (Feb. 9)
- ESPN National Player of the Week (Jan. 20)
- Fox Sports National Player of the Week (Jan. 20)
- Dick Vitale National Player of the Week (Feb. 3)
- 1st team Preseason All-ACC
- 1st team Preseason All-ACC (Athlon)
- 1st team Preseason All-ACC (ACC Handbook)
- Wooden Award candidate
- Naismith Award candidate
- Robertson Award candidate
- CLASS Award finalist
- Preseason Honorable mention All-America (Athlon)
- Preseason ACC Top Defensive Player (Athlon)

high 32 points in the win at North Carolina.

■ Versus Georgia Tech Jan. 19, Howard had 30 points and a career-high five blocked shots.

■ He has eight double-doubles on the season, ranking third in the ACC.

■ At 6-6, he is one of the best rebounders in the country. He ranks third in the ACC in rebounding (7.9 rpg.) and in ACC games (7.9 rpg.).

■ Howard has been especially impressive on the offensive boards, where he ranks second in the ACC (3.25) overall and first in conference games only.

■ He's got a good chance of being named the ACC's top defensive player. Howard ranks third in the ACC in steals (2.29), third in blocks (1.50) and he is often asked to defend the opponent's top scorer, ranging from point guards to power forwards.

■ He has 39 three-pointers, compared to 26 three-point field goals he made all of last season and he shoots a solid 37.5 percent from behind the arc.

■ He ranks fourth in the ACC in field goal percentage (.478) and fifth in the ACC in free throw percentage (.850).

■ Howard seems to play his best on the road, where he averages 21.3 points, 8.9 rebounds, 2.3 steals and 1.3 blocked shots per game.

■ Howard has already been named a finalist for the Naismith Award and he is expected to be named a finalist for the Wooden Award this week.

The Josh Howard All-America Candidate Website can be found at: www.wakeforestsports.com

Where Howard Ranks In The ACC

Category	Stats	Rank
Scoring	19.3	1st
Offensive Rebounds	3.25	2nd
Rebounding	7.9	3rd
Steals	2.29	3rd
Blocked Shots	1.50	3rd
FG Percentage	.478	4th
Defensive Rebounds	4.67	5th
FT Percentage	.850	5th
3-Point Field Goals	1.63	14th
Assists	2.04	nr
3pt. Field Goal %	.375	nr

The ACC's Most Versatile Players

In the ACC overall statistics, Josh Howard ranks in the top five in eight (of 12) statistical categories. Below is a look at the ACC's most versatile players, based on overall statistics (through Feb. 27).

Player (School)	PPG	RPG	FG%	APG	FT%	SPG	3PT%	3PTFG	BS	A/TO	OREB	DREB
<i>In the top 5 in 8 of 12 categories</i>												
Josh Howard (WFU)	1	3	4	-	5	3	-	-	3	-	2	5
<i>In the top 5 in 5 of 12 categories</i>												
Chris Bosh (GT)	-	2	1	-	-	-	-	-	1	-	1	2
<i>In the top 5 in 4 of 12 categories</i>												
Ryan Randle (MD)	-	4	2	-	-	-	-	-	-	-	4	3
Travis Watson (UVA)	-	1	3	-	-	-	-	-	-	-	3	1

What They're Saying About Josh Howard

"In my mind, Josh Howard is the leading candidate for ACC Player of the Year honors so far (Jan. 29, 2003)."

-- Len Elmore, ESPN

"He's the Player of the Year in our league. Each night he goes out he just keeps reinforcing that thought."

-- Georgia Tech Coach Paul Hewitt

"He's the definition of what a go-to player is."

-- Richmond coach Jerry Wainwright

"Josh Howard scored 21 points (Jan. 4 at Richmond) and played with the serenity of a Buddhist monk, and Wake Forest won a game it might've lost."

-- Bob Lipper, Richmond Times-Dispatch

"Josh Howard is one of the best players in college basketball. He's a terrific player, with his size, his defense, his offensive rebounding. And he's shooting the ball from the perimeter a lot better. We used to play him as a driver. Now you've got to worry about the shot. And at 6-6, with long arms, it's tough to get to his shot."

-- UNC Coach Matt Doherty

"He's a complete all-around player, he's gifted on both ends of the court. He just resonates talent. He is one of the players in our league who can turn a game around with his defense. Everybody, rightfully, talks about Juan Dixon as one of those guys. Josh Howard is in that same category."

-- NCSU Coach Herb Sendek

"He (Josh Howard) created a big problem for me. I threw him a head fake, and he didn't go for it. I tried to step through (the trap), and he's so long, he's like everywhere."

-- UNC's Melvin Scott

"We tell him, 'Here's what you've got to do Josh. You've got to be our leader. And by the way, you've got to score a lot of baskets. Don't forget to horse the boards. And just as an afterthought, go guard the opponent's best guy.'"

-- Skip Prosser

Howard In Very Select ACC Company

Wake Forest senior forward Josh Howard recently joined a very select group of ACC players. Only four players in the history of the ACC -- Howard, Duke's Shane Battier, Christian Laettner and Grant Hill -- accumulated 1,000 points, 500 rebounds, 200 assists, 200 steals and 100 blocked shots. In addition, Howard should also make his 100th three-point field goal later this season. Out of the players below, only Battier made 100 career three-pointers.

Player (School)	Years	Points	Rebounds	Assists	Steals	Blocks
Shane Battier (Duke)	1998-01	1,984	887	239	266	254
Christian Laettner (Duke)	1989-92	2,460	1,149	273	243	145
Grant Hill (Duke)	1991-94	1,924	769	461	218	133
Josh Howard (WFU)	2000-present	1,621	769	229	206	131

Howard will leave name throughout record books

Senior Josh Howard will leave his name etched throughout the Wake Forest record books:

■ Only four players in ACC history -- Howard, Duke's Shane Battier, Christian Laettner and Grant Hill -- accumulated 1,000 points, 500 rebounds, 200 assists, 200 steals and 100 blocks (see chart above).



■ With five more three-point field goals, Howard will join Battier as the only players in ACC history to record the career statistics above, plus 100 three-point field goals.

■ Howard (1,621 points) ranks 14th in Wake Forest career scoring history and will move into 13th place with 17 more points.

■ Howard's 206 career steals ranks second in WFU history. Only Tyrone "Muggsy" Bogues (275 steals) has more career steals.

■ He ranks 22nd in ACC history for career steals.

■ Howard (769 rebounds) ranks ninth in WFU career rebounding history.

■ Howard leads the team that leads the nation in rebounding.

■ With 131 career blocked

shots, he ranks sixth all-time in the WFU record books.

■ He is on pace to become the 10th player in school history to make 100 career three-point field goals. He has 95 currently.

■ Howard (20 career double-doubles) ranks sixth in WFU history for career double-doubles.

■ He has played in 120 career games -- the 11th-most games played in WFU history.

■ With 112 games started, Howard is fourth in Wake Forest history behind only Tim Duncan, Darius Songaila and Frank Johnson.

Howard's Biggest Games In 2002-03

Opponent (Date)	Points	Rebounds	Assists	Steals	Blocks
at North Carolina (Feb. 2)	32	10	2	0	3
at #23 Wisconsin (Dec. 4)	31	11	3	2	0
Georgia Tech (Jan. 20)	30	6	3	1	5
Virginia (Feb. 23)	28	6	2	3	0
at Georgia Tech (Feb. 20)	24	7	1	6	1
NC State (Feb. 6)	24	12	3	2	1

Howard's Statistical Breakdown

Category	PPG	RPG	APG	BSPG	SPG
Overall	19.3	7.9	2.0	1.5	2.3
In ACC Games	21.5	8.0	1.9	1.8	2.1
vs. Ranked Teams	19.5	7.8	1.3	1.7	2.2
Last Five Games	19.2	5.6	1.6	1.4	2.4
On The Road	21.3	8.9	1.7	1.3	2.3
On The ACC Road	20.1	8.7	1.7	1.6	2.4
Home Games	17.8	7.2	2.3	1.6	2.3
Home ACC Games	23.2	7.2	2.2	2.0	1.7
In November	18.0	11.0	1.0	2.0	5.0
In December	15.0	7.3	2.7	1.1	2.4
In January	20.9	8.5	1.9	1.9	2.0
In February	21.5	7.5	1.8	1.4	2.1

Howard In The WFU Record Books

Category	Total	Rank
Steals	206	2nd
Games started	112	4th
Double-doubles	20	6th
Blocked shots	131	6th
Rebounds	769	9th
3-point attempts	271	10th
Points scored	1,621	14th
Games played	120	14th
3-point field goals	95	nr
Assists	229	nr

WFU's All-Americans

1997	Tim Duncan
1996	Tim Duncan
1995	Randolph Childress
1993	Rodney Rogers
1981	Frank Johnson
1978	Rod Griffin
1977	Rod Griffin
1977	Skip Brown
1975	Skip Brown
1971	Charlie Davis
1962	Len Chappell
1961	Len Chappell
1957	Jackie Murdock
1955	Dickie Hemric
1954	Dickie Hemric

Howard Year-By-Year

Year	Ppg	Rpg	3fg	3pt%	FT%
2000	9.3	4.7	0.3	.286	.583
2001	13.6	5.9	0.6	.391	.685
2002	13.9	7.7	0.8	.329	.657
2003	19.3	7.9	1.6	.375	.850

ACC Career Steals Leaders

1.	Johnny Rhodes (MD)	344
2.	Juan Dixon (MD)	333
3.	Chris Corchiani (NCS)	328
4.	Tyrone Bogues (WF)	275
5.	Shane Battier (DU)	266
6.	Tommy Amaker (DU)	259
7.	Jim Spanarkel (DU)	253
8.	Laron Profit (MD)	251
9.	Derrick Phelps (UNC)	247
10.	Christian Laettner (DU)	243
11.	George Lynch (UNC)	241
12.	Mark Price (GT)	240
13.	Anthony Grundy (NCS)	239
14.	Jason Williams (DU)	235
15.	Bruce Dalrymple (GT)	227
16.	Delvon Arrington (FS)	225
17.	Othell Wilson (VA)	222
18.	Sidney Lowe (NCS)	220
19.	Grant Hill (DU)	218
20.	Travis Best (GT)	217
21.	Bob Sura (FS)	209
22.	Josh Howard (WF)	206
23.	Frank Johnson (WF)	204
24.	S. Wojciechowski (DU)	203
	Chris Duhon (DU)	203

Consecutive Postseason Appearances

ACC Team	Appearances
Wake Forest	12
Maryland	9
Duke	7
Virginia	3
Georgia Tech	2
NC State	1
Clemson	0
Florida State	0
North Carolina	0

Consecutive Years Finishing 5th Or Higher In The ACC

Team	Years
Wake Forest	10
Maryland	9
Duke	7
Virginia	3
NC State	1
Georgia Tech	1
Clemson	0
Florida State	0
North Carolina	0

2002-03 Double-Doubles

Josh Howard (8)
 20 pts, 10 reb at Marquette (2.9)
 24 pts, 12 reb vs. NCSU (2.6)
 18 pts, 11 reb at Clemson (1.28)
 13 pts, 14 reb at Duke (1.12)
 18 pts, 11 reb vs. Yale (11.27)
 16 pts, 11 reb vs. Temple (12.1)
 14 pts, 11 reb vs. St. Johns (12.21)
 32 pts, 10 reb at N. Carolina (2.2)

Vytas Danelius (3)
 20 pts, 14 reb vs. Duke (2.13)
 12 pts, 11 reb vs. SMU (12.15)
 14 pts, 14 reb vs. Temple (12.1)

Jamaal Levy (3)
 15 pts, 13 reb vs. Duke (2.13)
 11 pts, 10 reb vs. Ga. Tech (1.19)
 12 pts, 11 reb vs. Maryland (1.15)

Eric Williams (2)
 11 pts, 10 reb vs. SCSU (12.18)
 19 pts, 10 reb vs. Temple (12.1)

NABC All-District 5

Josh Howard (Wake Forest)
 Julius Hodge (NC State)
 Travis Watson (Virginia)
 Steve Blake (Maryland)
 Chris Bosh (Georgia Tech)

In-Season Birthdays

January 8 (Jamaal Levy)
 February 19 (Richard Joyce)
 February 24 (Steve Lepore)
 February 24 (Dshamal Schoetz)
 March 5 (Chris Ellis)

Consecutive home streak now at 15

Wake Forest has won 15 consecutive home games dating back to last season -- the second-longest homecourt streak in school history.

The last time the Deacons lost in Lawrence Joel Coliseum was against third-ranked Duke on Feb. 21, 2002. WFU's streak ties for the 14th-longest nationally. The Deacs are 14-0 at home this season.

WFU has two remaining home games -- Clemson (Saturday) and North Carolina (March 5). The Deacons haven't finished a season unbeaten at home since 1995-96.

Current Homecourt Win Streaks

Oklahoma	36
W. Kentucky	35
Duke	27
S. Illinois	25
La.-Lafayette	21
Pittsburgh	20
Florida	19
California	17
Butler	16
Creighton	16
Illinois	16
Utah	16
Weber State	16
Wake Forest	15
Syracuse	15
Thru Feb. 26, 2003	

WFU's Longest Homecourt Win Streaks

#	Dates	Ended Streak
25	Jan. 29, 1995-Jan. 18, 1997	Maryland
15	March 2, 2002-present	
13	Feb. 27, 2000-Feb. 5, 2001	North Carolina
13	Jan. 28, 1991-Jan. 10, 1992	Florida State
13	Nov. 28, 1977-Dec. 8, 1978	Temple

Wake Forest earns the 17th 20-win season in school history

Wake Forest, with Wednesday's victory at Florida State, reached the 20-win mark for the 17th time in school history.

The Deacons have won 20-plus games in each of the last two seasons and in eight of the last 11 seasons.

For coach Skip Prosser, winning 20 games has become commonplace. Prosser's teams have won 20 games or more in seven consecutive seasons.

The Wake Forest single-season record for wins is 26 by both the 1995-96 and 1994-95 teams. Prosser's personal-best season came in 1998-99 when Xavier went 25-11. The Deacons' current win percentage (.833) is their highest since 1926-27.

The Deacons have also reached double-digit wins in ACC play for the first time since going 11-5 in 1996-97 -- Tim Duncan's senior year. In fact, the Deacons are just two wins away from tying the school single-season record for ACC victories.

Deacons the only ACC team with a winning record on the road

Road wins in the ACC have been rare this season. The visiting team has won just 15 of 60 games (.250) in league play. Wake Forest, Duke and NC State have not lost an ACC game on their homecourt.

Wake Forest is the only ACC team with a winning record -- overall (6-4) and in conference play (4-3). The Deacons have one road game remaining (March 8 at NC State), meaning they have secured a winning

Most Wins In WFU History

1995-96	26-6
1994-95	26-6
1996-97	24-7
1983-84	23-9
1999-00	22-14
1980-81	22-7
1976-77	22-8
1961-62	22-9
1952-53	22-7
1926-27	22-3
2001-02	21-13
1993-94	21-12
1992-93	21-9
1981-82	21-9
1959-60	21-7
2003-03	20-4
1982-83	20-12

Most ACC Wins In WFU History

1995-96	12-4
1994-95	12-4
1961-62	12-2
1959-60	12-2
1996-97	11-5
1962-63	11-3
1960-61	11-3
1992-93	10-6
1955-56	10-4
2003-03	10-3

The Enemy Camp

A look at how Wake Forest and its opponents are doing in 2002-03 (through Feb. 26):

AP	ESPN	RPI	Sagarin	Opponent	W-L
6	5	8	7	Duke	20-4
12	12	12	9	WAKE FOREST	20-4
10	11	13	13	Marquette	20-4
14	14	24	18	Maryland	18-7
rv	rv	28	21	Wisconsin	20-6
nr	nr	61	46	NC State	15-9
nr	nr	62	54	Georgia Tech	12-12
nr	nr	58	61	North Carolina	14-13
nr	nr	60	67	Virginia	14-12
nr	nr	70	80	Clemson	15-9
nr	nr	86	84	Florida State	12-13
nr	nr	79	87	Richmond	13-11
nr	nr	104	88	St. John's	12-12
nr	nr	118	99	Temple	11-13
nr	nr	115	139	SMU	13-12
nr	nr	166	155	Yale	11-11
nr	nr	216	235	SC State	15-9
nr	nr	245	276	Elon	11-14
nr	nr	309	315	Bethune-Cookman	7-18
nr	nr	327	327	N. Carolina A&T	0-23

ESPN = ESPN/USA Today Poll / RPI = collegerp.com

overall road record for the first time since 1996-97 and for just the fourth time in the last 20 years.

On The Road	Overall	Pct.	ACC	Pct.
Clemson	2-6	.250	1-5	.167
Duke	3-4	.429	3-4	.429
Florida State	1-7	.125	0-7	.000
Georgia Tech	0-9	.000	0-6	.000
Maryland	3-3	.500	3-3	.500
NC State	2-7	.222	2-5	.286
North Carolina	2-7	.222	1-6	.143
Virginia	2-9	.182	1-6	.143
Wake Forest	6-4	.600	4-3	.571

Deacs have played six ranked foes

Wake Forest is 3-3 this season against nationally-ranked teams; including victories at No. 23 Wisconsin and at home against No. 17 Maryland and No. 8 Duke. The Deacons lost at No. 1 Duke on Jan. 12, at No. 15 Marquette on Feb. 9 and at No. 13 Maryland on Feb. 17.

The win at Wisconsin was WFU's first victory against a ranked team on the road since 1998-99.

The Deacons have already tied last year's total of three wins against ranked teams. WFU went 3-10 last season versus ranked clubs. The last time Wake Forest beat more than three ranked clubs in one season came in 1996-97 when it went 6-4 against ranked teams.

WFU Wins Vs. Ranked Teams - Last 3 Seasons

Feb. 13, 2003	vs. #8 Duke	W, 94-80 (2ot)
Jan. 15, 2003	vs. #17 Maryland	W, 81-72
Dec. 4, 2002	at #23 Wisconsin	W, 90-80
Feb. 17, 2002	vs. #15 Virginia	W, 92-70
Dec. 19, 2001	vs. #19 Marquette	W, 65-59
Nov. 21, 2001	vs. #23 Fresno State	W, 62-61
Jan. 2, 2001	vs. #8 Virginia	W, 96-73
Dec. 7, 2000	vs. #3 Kansas	W, 84-53

Howard stands alone nationally

Some players score more than Josh Howard, others get more rebound and still others have more assists. Howard, however, is the only player in Division I (approximately 3,924 players) who averages at least 15 points, seven rebounds, two assists, two steals and one blocked shot per game.

ACC Coaches Weekly Teleconference

WFU coach Skip Prosser is available weekly each Tuesday via the ACC Teleconference. Prosser's designated time is from 11:00 to 11:10 a.m. The teleconference begins at 11 a.m. Contact the ACC Office (336.851.6062) to receive more information.

Skip Prosser, WFU	11:00
Pete Gillen, UVA	11:10
Herb Sendek, NCSU	11:20
Matt Doherty, UNC	11:30
Gary Williams, MD	11:40
Paul Hewitt, GT	11:50
Leonard Hamilton, FSU	12:00
Mike Krzyzewski, DU	12:10
Larry Shyatt, CU	12:20

Skip Prosser On Radio

Every Thursday from 7-8:30 p.m., Wake Forest coach Skip Prosser and the voice of the Deacons, Stan Cotten, host a weekly radio call-in show live from Shorty's on campus. The show airs locally on WBRF (98.1 FM). The first 30 minutes of the show is generally dedicated to a special guest, followed by Prosser at 7:30.

The Deacon Minute

Airs locally six times per week. The Deacon Minute, a 60-second televised mini-program, airs Wednesday through Saturday during WFMY-TV's newscast sports segments. These programs also air weekly on Fox Sports South, Home Team Sports and Time Warner Cable-Raleigh/Durham.

ACC 50th Anniversary Teams


As part of the ACC's 50th anniversary, the league has named the 50 greatest basketball players and 50 greatest overall athletes in ACC history. Wake Forest placed five members on each team.

Wake Forest's Members Of The All-Time ACC Team

- Len Chappell
- Randolph Childress
- Charlie Davis
- Tim Duncan
- Dickie Hemric

Danelius making case for second team All-ACC

Sophomore forward Vytas Danelius isn't flashy and he rarely makes SportsCenter highlights on ESPN. But the 6-8 Lithuanian is a big reason that Wake Forest is currently 20-4. Consider:



Vytas Danelius

■ He has played perhaps his best basketball over the last two games. He scored a career-high-tying 21 points in Sunday's win over Virginia, then had 17 points, nine rebounds, three blocked shots and two steals in Wednesday's win at Florida State. Five of his 15 blocked shots this season have come in the last two games.

■ He leads the team in field goal percentage (.541). In conference games, he ranks first in the ACC at 50.7 percent.

■ He ranks seventh in the ACC in free throw percentage (.814).

■ Danelius ranks fifth in the ACC in rebounding (7.4), and he also ranks among the league leaders in offensive rebounds (2.71) and defensive rebounds (4.67).

■ Danelius has added three-point shooting to his game, making him more difficult to defend. Last season he was 0-for-3 from three-point range. This year he is 14-of-33 (.424) from behind the arc.

Downey, Gray form clutch-shooting backcourt duo

Sophomore Taron Downey demonstrated last year that he's not afraid to take the big shot when he canned a three-pointer at the buzzer to send the Clemson game into overtime. He showed that ability again on Wednesday at Florida State when he hit two key three-point field goals late in the game.



Taron Downey

Coach Skip Prosser called Downey's late-game treys, "stone, cold-blooded threes."

Downey's backcourt mate, freshman Justin Gray, also enjoys the ball in his hands at crunch time. In home wins over Duke and Virginia, he nailed late-game, off-balance three-point field goals.

Panamanian: Levy one of the ACC's hottest players

Sophomore Jamaal Levy is a long way from his home in Central America, but he's close to becoming a star in the ACC.



Jamaal Levy

Levy moved into the starting lineup Jan. 12 at Duke after Justin Gray was late earlier in the week for a team meeting. Since then, Levy has been one of the Deacons' hottest and most consistent players:

■ He has three career double-doubles and they have all come since Jan. 15.

■ In the month of February, Levy averaged a team-

best 8.8 rebounds, 2.3 assists and 1.0 blocked shots per game.

■ In Wednesday's win at Florida State, Levy grabbed 12 rebounds.

■ He has 20 blocked shots this season, compared to six all of last season. In conference games, he ranks seventh in the ACC in blocked shots.

■ Levy, a 180-pounder, is emerging as one of the ACC's best rebounders. He ranks eighth in the ACC in rebounds (6.6 rpg.). In ACC games only, he ranks fifth (7.5 rpg.).

JAMAAL LEVY	1st 10 Games	Last 14 Games
Minutes Per Game	18.1	34.0
Points Per Game	5.1	8.6
Rebounds Per Game	4.9	7.9
Blocks Per Game	0.5	1.1
Steals Per Game	0.6	1.0

Downey leads team in minutes, assists, free throw percentage

With five seniors gone off of last year's team, sophomore guard Taron Downey has taken over the role as a vocal leader. That's a big change for a player who rarely talked last season as a rookie. And Downey is letting his play do his talking as well.

ACC Southpaws
Wake Forest's Taron Downey is one of seven left-handed ACC players who are at least part-time starters.
Player (School)
Taron Downey (WFU)
Chris Bosh (GT)
Isma'il Muhammad (GT)
Travis Watson (VA)
Nik Caner-Medley (MD)
Marcus Melvin (NCS)
Adam Waleskowski (FSU)

■ Over his last four games, Downey has dished out 29 assists while committing just eight turnovers in 137 minutes.

■ He has tied his career-high for assists (8) twice in his last three games.

■ Downey went over the 100-assist mark for the season on Wednesday. He ranks sixth in the ACC in assists per game (4.3).

■ He ranks sixth in the ACC in assist-turnover ratio.

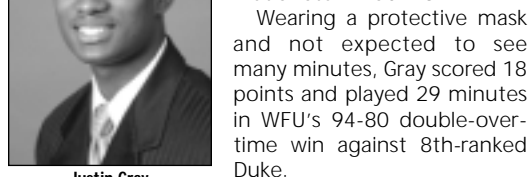
■ With Justin Gray's one-month absence, Downey became an ironman of sorts. He played all 40 minutes in the Jan. 26 win over Florida State -- the first time since Tim Duncan in 1997 that a Deacon has played every minute of a game. He played 42 minutes in the Feb. 13 double-overtime win over Duke. He leads the team in minutes played (34.0).

■ He ranks second in the ACC in free throw percentage (.872). If the season ended today, Downey would have the fifth-highest single-season free throw percentage in WFU history.

■ He ranks second on the team in three-point field goals made (36) and first in three-point attempts (117).

Gray's return a big boost for Deacons

Freshman Justin Gray, who suffered a fractured jaw Jan. 12 at Duke and underwent surgery the next day, sat out for exactly one month before making a dramatic return Feb. 13.



Justin Gray

Wearing a protective mask and not expected to see many minutes, Gray scored 18 points and played 29 minutes in WFU's 94-80 double-overtime win against 8th-ranked Duke.

Since his return, Gray has averaged 13.0 points, 2.0 assists and 1.6 three-pointers per game while shoot-

Wake Forest's Record Under Skip

In two seasons under coach Skip Prosser, Wake Forest is:

39-1 when leading with five minutes remaining. The only loss came against Syracuse last season in the Preseason NIT championship game.

38-2 when the Deacons shoot a higher field goal percentage than their opponent.

35-6 when Wake Forest out-rebounds its opponent.

32-2 when the Deacons have more free throw attempts than their opponent.

27-3 at home.

21-2 when the Deacons shoot 50 percent or better.

22-1 when the opponent scores less than 70 points.

ing a team-best 89.5 percent (17-of-19) from the free throw line. four highest-scoring games of the season -- 18 points vs. Duke and 20 points at Georgia Tech -- have come since returning.

From Jan. 13-Feb. 6, Gray's mouth was wired shut. His diet of up to 10 milkshakes per day could not prevent him from losing 19 pounds (he has gained most of the weight back). He took part in just two practice sessions prior to the Feb. 13 Duke game.

Prior to getting his jaw un-wired, Gray spent two weeks doing individual workouts, including limited running and shooting drills with assistant coach Dino Gaudio.

Lepore's knee acting up again

Senior Steve Lepore aggravated his knee Feb. 9 at Marquette and has missed the last five games. Lepore, who suffered a ruptured patella tendon last March in the ACC Tournament, is questionable for Saturday's game against Clemson.

Deacons eye 13th consecutive post-season appearance

Wake Forest entered the 2002-03 season having appeared in postseason play 12 consecutive seasons. That's the longest current streak among all teams in the ACC. Maryland, with nine straight postseason appearances, is second.

The Deacons earned NCAA Tournament bids every year from 1991 to 1997, then played three straight years in the NIT. In 2000, WFU won the NIT title. WFU went back to the NAAs in 2001 and 2002.

Deacon trends, streaks & notes

■ Wake Forest's 10-3 ACC record is its best through 13 league games since the 1995-96 team started 10-3. The 1994-95 squad, the last Deacon team to win (or share) an ACC regular season title, was 9-4 through 13 games.

■ The Deacons have not blown many leads this season. WFU is 17-0 when leading at the 10:00 mark and 18-0 this season when leading with 5:00 remaining.

■ Wake is undefeated (18-0) when it shoots a higher field goal percentage than its opponent.

■ WFU is 5-0 when it shoots at least 40 percent from three-point range.

■ Wake Forest is undefeated (11-0) when it scores at least 76 points.

■ WFU has secured a winning season for the 13th consecutive year.

Baby Deacs making a huge impact

Time will tell, but the Wake Forest five-man fresh-

WFU's Record As A Nationally-Ranked Team

Rk.	Weeks	W-L	H	A	N	vs. Ranked
1	0	0-0	0-0	0-0	0-0	0-0
2	10	14-3	7-3	6-0	1-0	5-1
3	5	10-5	5-2	3-2	2-1	0-3
4	6	6-3	4-1	2-2	0-0	2-3
5	5	5-5	2-1	3-4	0-0	0-2
6	6	8-3	7-0	1-3	0-0	1-2
7	6	8-3	2-2	3-1	3-0	5-1
8	7	10-4	5-1	4-2	1-1	2-2
9	11	14-7	7-0	2-4	5-3	2-7
10	11	17-6	8-1	7-5	2-0	2-3
11	12	6-7	3-1	2-4	1-2	1-3
12	13	18-5	10-1	4-3	4-1	3-2
13	10	14-6	9-1	4-5	1-0	2-2
14	12	12-11	10-2	2-6	0-3	4-6
15	4	5-2	4-0	1-2	0-0	2-1
16	6	7-6	3-1	1-2	3-3	1-3
17	11	14-7	7-1	6-5	1-1	1-4
18	13	12-8	7-2	2-2	3-4	2-4
19	17	18-12	10-5	2-3	6-4	3-7
20	7	5-7	1-1	1-4	3-2	1-6
21	4	5-2	3-2	2-0	0-0	0-2
22	7	4-2	3-1	1-0	0-1	0-2
23	9	10-5	5-1	5-2	0-2	0-4
24	4	5-2	2-1	3-1	0-0	0-1
25	6	7-0	5-0	2-0	0-0	1-0
Total	202	234-119	128-31	68-60	36-28	40-70

Thru Feb. 27, 2003

man class has a chance to be one of the top overall groups in school history.

The "Baby Deacs" have shown great poise this season, winning on the road five times and beating three nationally-ranked teams.

Center Eric Williams, WFU's first McDonald's All-American since Loren Woods, and point guard Justin Gray, are both starters (until Gray's injury). Swingman Trent Strickland and Chris Ellis are key parts of the rotation. And guard Richard Joyce has shown glimpses of his outstanding potential.

Next year's Deacon team will be even younger. There is just one scholarship junior on this year's roster and four freshmen come on board in 2003-04.

Miscellaneous notes

■ When freshman Eric Williams came to campus last summer, he reported in at 320 pounds. Now, the 6-9 center is a smooth 270 pounds.

■ Williams' hobby is drawing cartoons. Some of his work was published Feb. 23 in the *Raleigh News & Observer*.


■ Following the events of Sept. 11, Josh Howard changed his major. His major now is sociology with an emphasis on religion.

The Biggest Surprises

Wake Forest is currently in first place in the ACC standings after being predicted to finish sixth, making the Deacons one of the biggest surprises in college basketball this year. Below is a look at the teams from major conferences who are currently at least three places higher in the standings from what they were predicted in the preseason (through Feb. 26):

School	Coach	Conference	Predicted Finish	Current Standing
Auburn	Cliff Ellis	SEC West	6th of 6	2nd
California	Ben Braun	Pac 10	5th of 10	2nd
DePaul	Dave Leitao	C-USA American	7th of 7	4th
Michigan	Tommy Amaker	Big Ten	7th of 11	2nd
Purdue	Gene Keady	Big Ten	8th of 11	4th
St. Joseph's	Phil Martelli	A-10 East	4th of 6	1st
Stanford	Mike Montgomery	Pac 10	7th of 10	2nd
Texas A&M	Melvin Watkins	Big 12	12th of 12	8th
UAB	Mike Anderson	C-USA National	7th of 7th	2nd
Wake Forest	Skip Prosser	ACC	6th of 9	1st
Wisconsin	Bo Ryan	Big Ten	6th of 11	1st

WAKE FOREST vs CLEMSON



All-Time Series History and Results

All-Time Series History

Overall	WFU, 89-50
At Home	WFU, 48-14
At LJVMC	WFU, 12-1
In Clemson	CU, 33-32
At Littlejohn	CU, 19-16
Since 1953-54	WFU, 69-41
Pre-ACC	WFU, 20-9
ACC Tournament	WFU, 7-3
In Greensboro	WFU, 2-1
In Charlotte	tied, 1-1
In Landover	WFU, 2-1
In Raleigh	WFU, 3-1

Streaks

Current	WF, 1
Longest WFU Streak	11
Longest Clemson Streak	5
Current Streak At WFU	WFU, 12
Current Streak At CU	WF, 1
Current ACC Tourney	CU, 1

Coaching Records

SKIP PROSSER VS. CLEMSON

Overall	2-2
At Wake Forest	2-1
At Xavier	0-1
At Loyola (MD)	0-0
In Winston-Salem	1-0
In Clemson	1-1
In ACC Tournament	0-0

LARRY SHYATT VS. WFU

Overall	1-8
At Clemson	1-8
At Wyoming	0-0
In Winston-Salem	0-4
In Clemson	1-4
In ACC Tournament	0-0

Wake Forest

Most Points	120 (120-65), Feb. 4, 1955
Most Points at WFU	120 (120-65), Feb. 4, 1955
Most Points at Clemson	115 (115-118, 2ot), Feb. 13, 2002
Most Points in ACC Tourney	86 (86-64), March 6, 1964
Largest Margin of Victory	55 (120-65), Feb. 4, 1955
Largest Margin at WFU	55 (120-65), Feb. 4, 1955
Largest Margin at Clemson	32 (92-60), Feb. 21, 2001
Largest Margin in ACC Tourney	22 (86-64), March 6, 1964

Clemson

Most Points	118 (118-115, 2ot), Feb. 13, 2002
Most Points at WFU	91 (91-88, ot), Jan. 10, 1987
Most Points in Clemson	118 (118-115, 2ot), Feb. 13, 2002
Most Points in ACC Tourney	79 (79-70), March 9, 1990
Largest Margin of Victory	27 (91-64), Jan. 6, 1986
Largest Margin at WFU	26 (87-61), Jan. 4, 1964
Largest Margin at Clemson	27 (91-64), Jan. 6, 1986
Largest Margin in ACC Tourney	19 (75-56), March 6, 1998

Wake Forest leads 89-50

2002-03	Wa	81-60
2001-02	La (2ot)	115-118
	Wh	96-55
2000-01	Wa	92-60
	Wh	71-63
1999-00	Wh	79-63
	Wa	67-53
1998-99	Wh	79-69
	Wa	64-61
1997-98	LT+	56-75
	La	46-71
	Wh	70-66
1996-97	Wh	55-49
	Wa	65-62
1995-96	WT+	68-60
	Wh	68-48
	La	41-55
1994-95	Wa	64-52
	Wh	69-60
1993-94	Wh	80-69
	La	68-75
1992-93	La	74-76
	Wh	74-56
1991-92	Wh	60-48
	Wa	73-58
1990-91	Wh	81-55
	Wa (ot)	93-88
1989-90	LT#	70-79
	Lh	75-89
	La	57-76
1988-89	La	83-94
	Lh	71-75
1987-88	Wh	79-73
	La	62-75
1986-87	WT^	69-62
	La	71-87
	Lh (ot)	88-91
1985-86	Lh	43-46
	La	64-91
1984-85	La	65-80
	Wh	83-61
1983-84	Wh	68-57
	Wa (ot)	76-72
1982-83	Wa	86-82
	Wh	89-76
1981-82	Wh	94-76
	Wa	68-54
1980-81	WT^	80-71
	La	71-81
	Wh	73-71
1979-80	La	69-86
	Wh	86-83
1978-79	Lh	74-85
	La (2ot)	66-71
1977-78	La	81-91
	Wh (ot)	91-90
1976-77	Lh	66-70
	Wa	84-82
1975-76	LT^	63-76
	Wa	84-77
	Lh	81-86
1974-75	Lh	54-71
	La	77-80
1973-74	La	73-74
	Wh	74-65
1972-73	Wh	58-55
	La	61-86
1971-72	Wa	70-63

	Wh	59-51
1970-71	Wa	64-54
	Wh	74-57
1969-70	La	95-105
	Wh	97-71
1968-69	Wa	112-104
	Wh	100-84
1967-68	Lh	66-78
	La	67-70
1966-67	WT+ (ot)	63-61
	La	68-70
	Wh	90-80
1965-66	La	89-104
	Lh	71-72
1964-66	La	65-84
	Wh	82-75
1963-64	WT &	86-64
	Wa	75-73
	Lh	61-87
1962-63	La	70-71
	Wh	80-62
1961-62	WT &	77-66
	Wa	83-82
	Wh	81-54
1960-61	Wa	86-65
	Wh	81-59
1959-60	WT &	74-59
	Wa	83-64
	Wh	77-62
1958-59	La	51-58
	Wh	57-47
1957-58	La	76-86
	Lh	72-81
1956-57	Wa	93-72
	Wh	81-70
1955-56	Wh	108-87
	Wa	104-103
	W#	98-79
1954-55	Wa	100-79
	Wh	120-65
1953-54	Wh	98-57

	Wa	101-69
1952-53	Wh	87-56
	Wa	93-66
1951-52	La (ot)	84-85
	Lh	63-68
1950-51	La	47-57
	Wh (ot)	73-72
1949-50	Wh	65-52
	Wa	66-58
1948-49	La	57-59
	Wh	58-50
1947-48	Wa	66-59
	Wh	68-48
1946-47	Wh	67-51
	Wa	58-43
1942-43	Wa	71-56
1941-42	Wa	52-37
	Wa	58-40
1940-41	La	53-54
	Wh	42-35
1939-40	Wh	53-39
	La	28-30
1938-39	L & (SC)	28-30
	Wh	44-38
	Wa	39-38
1937-38	La	40-46
	Lh	33-42
1936-37	Wa	29-27
	Wh	53-36
1925-26	Wh	40-34

Charlotte
 + Greensboro
 ^ Landover, MD
 & Raleigh
 (SC) Southern Conference Tournament

Wake Forest vs. Clemson Career Statistics

WAKE	G-S	MP	FG	3PT	FT	R	RPG	F	A	T	B	S	TP	PPG
Downey	3-2	83	13-23	7-12	4-4	10	3.3	4	10	4	0	0	37	12.3
Strickland	1-0	23	5-10	0-1	2-2	5	5.0	2	3	0	0	1	12	12.0
Howard	7-6	176	29-69	5-19	18-26	50	7.1	18	14	16	10	20	81	11.6
Danelius	3-1	64	11-17	2-5	9-12	23	7.7	10	6	1	1	1	33	11.0
Lepore	3-0	46	5-11	3-7	3-6	15	5.0	3	6	6	0	2	16	5.3
E. Williams	1-1	13	2-4	0-0	1-2	1	1.0	4	2	0	0	0	5	5.0
Levy	3-2	52	3-6	0-0	2-10	6	2.0	4	3	2	2	5	8	2.7
A. Williams	1-0	2	0-1	0-0	0-0	0	0.0	1	0	0	0	0	0	0.0
Ellis	1-0	16	0-1	0-0	0-0	0	0.0	2	1	1	0	0	0	0.0
Benken	1-0	1	0-0	0-0	0-0	0	0.0	0	0	0	0	0	0	0.0
Joyce	1-0	5	0-1	0-0	0-0	0	0.0	0	1	0	0	0	0	0.0
CLEMSON	G-S	MP	FG	3PT	FT	R	RPG	F	A	T	B	S	TP	PPG
Scott	7-7	248	25-69	9-25	12-19	20	2.9	18	38	24	0	6	71	10.1
Betko	1-0	14	3-4	2-3	0-0	0	0.0	1	0	1	0	0	8	8.0
Hobbs	5-5	124	13-25	0-0	11-24	46	9.2	21	1	15	2	4	37	7.4
Ford	3-1	70	9-20	0-0	3-6	28	9.3	9	3	3	3	0	21	7.0
Christie	3-1	61	9-27	2-8	1-3	5	1.7	2	3	3	1	2	21	7.0
Henderson	7-6	145	15-27	0-0	2-9	39	5.6	14	2	10	7	1	35	5.0
Babalola	2-1	26	3-10	1-2	1-2	4	2.0	3	0	2	1	1	8	4.0
Robinson	1-0	12	1-4	1-3	0-0	0	0.0	2	0	2	0	1	3	3.0
Douglas	1-0	7	1-4	1-2	0-0	0	0.0	0	2	0	0	0	3	3.0
Nagys	7-0	61	3-13	0-1	1-2	11	1.6	11	1	6	1	2	7	1.0
Holt	3-0	5	1-4	1-1	0-0	2	0.7	0	1	0	0	0	3	1.0
Allen	1-0	4	0-2	0-0	0-0	1	1.0	1	0	1	0	0	0	0.0
Akingbala	1-0	9	0-1	0-0	0-1	3	3.0	3	1	0	0	0	0	0.0

Career Records Update

Games Played

1. Broderick Hicks (1999-02) . . .	131
2. Darius Songaila (1999-02) . . .	130
3. Antwan Scott (1999-02) . . .	129
4. Craig Dawson (1999-02) . . .	128
Tim Duncan (1994-97) . . .	128
6. Robert O'Kelley (1998-01) . . .	127
7. Josh Shoemaker (1998-01) . . .	126
8. Danny Young (1981-1984) . . .	122
Tony Rutland (1995-98) . . .	122
10. Anthony Teachey (1981-84) . . .	121
11. Josh Howard (2000-03) . . .	120
Ervin Murray (1999-02) . . .	120
Frank Johnson (1977-81) . . .	120
Randolph Childress ('91, 93-95)	120
15. Tyrone Bogues (1984-87) . . .	119
Rafael Vidaurreta (1998-01) . . .	119

Games Started

1. Tim Duncan (1994-97) . . .	127
2. Darius Songaila (1999-02) . . .	120
3. Frank Johnson (1977-81) . . .	116
4. Josh Howard (2000-03) . . .	112
5. Skip Brown (1974-77) . . .	108
Alvis Rogers (1979-83) . . .	108
Robert O'Kelley (1998-01) . . .	108
8. Jim Johnstone (1979-82) . . .	105
9. Guy Morgan (1979-82) . . .	100

Scoring (Total Points)

1. Dickie Hemric (1952-55) . . .	2,587
2. Randolph Childress ('91, 93-95)	2,208
3. Len Chappell (1960-62) . . .	2,165
4. Tim Duncan (1994-1997) . . .	2,117
5. Skip Brown (1974-77) . . .	2,034
6. Rod Griffin (1975-78) . . .	1,985
7. Charlie Davis (1969-71) . . .	1,970
8. Robert O'Kelley (1998-01) . . .	1,885
9. Darius Songaila (1999-02) . . .	1,859
10. Frank Johnson (1977-81) . . .	1,749
11. Chris King (1988-92) . . .	1,721
12. Rodney Rogers (1991-93) . . .	1,720
13. Bob Leonard (1964-66) . . .	1,637
14. Josh Howard (2000-03) . . .	1,621
15. Lefty Davis (1953-56) . . .	1,594
16. Sam Ivy (1987-90) . . .	1,551
17. Jack Williams (1953, 56-57) . . .	1,453
18. Alvis Rogers (1979-83) . . .	1,441
19. Jerry Schellenberg (1974-77) . . .	1,366
20. Craig Dawson (1999-02) . . .	1,342
21. Delaney Rudd (1982-85) . . .	1,329
22. Billy Packer (1960-62) . . .	1,316
23. Tony Rutland (1995-98) . . .	1,274
24. Kenny Green (1983-85) . . .	1,252
25. Jackie Murdock (1955-57) . . .	1,239
26. Paul Long (1966-67) . . .	1,225
27. Mark Cline (1984-87) . . .	1,202
28. Dickie Walker (1968-70) . . .	1,201
29. Danny Young (1981-84) . . .	1,170
30. Mike Helms (1979-82) . . .	1,165

Rebounds

1. Dickie Hemric (1952-55) . . .	1,802
2. Tim Duncan (1994-97) . . .	1,570
3. Len Chappell (1960-62) . . .	1,213
4. Rod Griffin (1975-78) . . .	947
5. Anthony Teachey (1981-84) . . .	869
6. Gil McGregor (1969-71) . . .	850
7. Ronny Watts (1963-65) . . .	833
8. Darius Songaila (1999-02) . . .	813
9. Josh Howard (2000-03) . . .	769
10. Jack Williams (1953, 56-57) . . .	751
11. Rafael Vidaurreta (1998-01) . . .	727
12. Rodney Rogers (1991-93) . . .	705
13. Guy Morgan (1979-82) . . .	703
14. Sam Ivy (1987-90) . . .	695
15. Chris King (1989-92) . . .	690
16. Dave Budd (1958-60) . . .	682
17. Josh Shoemaker (1998-01) . . .	667
18. Alvis Rogers (1979-83) . . .	656

Larry Harrison (1976-79) . . .	656
20. Lefty Davis (1953-56) . . .	618
21. Frank Christie (1962-64) . . .	600
22. Trelonnie Owens (1991-94) . . .	581

Field Goal Percentage

(At least 250 FGM)	
1. Jim Johnstone (1979-82) . . .	60.5
2. Rodney Rogers (1991-93) . . .	*57.9
3. Tim Duncan (1994-97) . . .	57.7
4. Guy Morgan (1979-82) . . .	56.4
5. Rod Griffin (1976-78) . . .	55.2
6. Sam Ivy (1987-90) . . .	54.4
7. Kenny Green (1983-85) . . .	54.3
8. Chris King (1988-92) . . .	51.9
9. Ronny Watts (1963-65) . . .	51.6
10. Anthony Teachey (1981-84) . . .	51.3
<i>*highest with NCAA standard 5.0 FG per game</i>	

Three-Point Field Goals

1. Randolph Childress ('91, 93-95)	329
2. Robert O'Kelley (1998-01) . . .	288
3. Craig Dawson (1999-02) . . .	255
4. Tony Rutland (1995-98) . . .	248
5. Rusty LaRue (1993-96) . . .	151
6. Steven Goolsby (1995-98) . . .	127
7. Jerry Braswell (1995-98) . . .	117
8. Cal Boyd (1986-89) . . .	116
9. Broderick Hicks (1999-02) . . .	110
10. Derrick McQueen (1989-92) . . .	99
11. David Carlyle (1989-92) . . .	98
nr. Josh Howard (2000-03) . . .	95

Three-Point Field Goal Attempts

1. Randolph Childress ('91, 93-95)	832
2. Robert O'Kelley (1998-01) . . .	801
3. Tony Rutland (1995-98) . . .	657
4. Craig Dawson (1999-02) . . .	640
5. Rusty LaRue (1993-96) . . .	348
6. Broderick Hicks (1999-02) . . .	334
7. Steven Goolsby (1995-98) . . .	326
8. Jerry Braswell (1995-98) . . .	297
9. Josh Howard (2000-03) . . .	271
Derrick McQueen (1989-92) . . .	271
11. David Carlyle (1989-92) . . .	261
12. Robert Siler (1988-91) . . .	248

Blocked Shots

1. Tim Duncan (1994-97) . . .	481
2. Anthony Teachey (1981-84) . . .	203
3. Larry Harrison (1976-79) . . .	188
4. Guy Morgan (1979-82) . . .	182
5. Antwan Scott (1999-02) . . .	140
6. Josh Howard (2000-03) . . .	131
7. Rod Griffin (1975-78) . . .	113
8. Chris King (1988-92) . . .	99
9. Darius Songaila (1999-02) . . .	96
10. Kenny Green (1983-85) . . .	89
11. Rodney Rogers (1991-93) . . .	74
12. Daryl Peterson (1975-76) . . .	58

Assists

1. Tyrone Bogues (1984-87) . . .	781
2. Skip Brown (1974-77) . . .	579
3. Derrick McQueen (1988-92) . . .	575
4. Danny Young (1981-84) . . .	493
5. Randolph Childress ('91, 93-95)	472
6. Frank Johnson (1977-81) . . .	460
7. Tony Rutland (1995-98) . . .	356
8. Tim Duncan (1994-97) . . .	288
9. Broderick Hicks (1999-02) . . .	286
10. Delaney Rudd (1982-85) . . .	283
11. Jerry Schellenberg (1974-77) . . .	263
nr. Josh Howard (2000-03) . . .	229

Steals

1. Tyrone Bogues (1984-87) . . .	275
2. Josh Howard (2000-03) . . .	206
3. Frank Johnson (1977-81) . . .	204
4. Skip Brown (1974-77) . . .	195
5. Danny Young (1981-84) . . .	194
6. Randolph Childress ('91, 93-95)	180
7. Rodney Rogers (1991-93) . . .	146
8. Darius Songaila (1999-02) . . .	141
9. Alvis Rogers (1979-83) . . .	135
10. Jerry Schellenberg (1974-77) . . .	134
11. Tony Rutland (1994-98) . . .	130

Personal Fouls

1. Darius Songaila (1999-02) . . .	436
2. Guy Morgan (1979-82) . . .	363
3. Josh Howard (2000-03) . . .	351
4. Larry Harrison (1976-79) . . .	347
5. Frank Johnson (1977-81) . . .	323
6. Jim Johnstone (1979-82) . . .	321
7. Rafael Vidaurreta (1998-01) . . .	319
8. Alvis Rogers (1979-83) . . .	314
9. Skip Brown (1974-77) . . .	312
10. Sam Ivy (1987-90) . . .	305
11. Tim Duncan (1994-97) . . .	304
12. Rod Griffin (1975-78) . . .	300

Double-Doubles

1. Tim Duncan (1994-97) . . .	87
2. Len Chappell (1960-62) . . .	61
3. Rod Griffin (1975-78) . . .	42
4. Rodney Rogers (1991-93) . . .	25
5. Darius Songaila (1999-02) . . .	23
6. Josh Howard (2000-03) . . .	20
7. Muggsy Bogues (1984-87) . . .	13
nr. Vytas Danelius (2002-) . . .	5
Jamaal Levy (2002-) . . .	3
Eric Williams (2003-) . . .	2

Season Records

INDIVIDUAL

Double-Doubles/Season	
1. Tim Duncan (1997)	29
2. Tim Duncan (1996)	24
3. Len Chappell (1961)	23
4. Tim Duncan (1995)	21
5. Len Chappell (1962)	20
6. Len Chappell (1960)	18
7. Rod Griffin (1978)	15
8. Tim Duncan (1994)	13
9. Rod Griffin (1976)	12
10. Rodney Rogers (1992)	11
Rod Griffin (1977)	11
nr. Josh Howard (2003)	8
Vytas Danelius (2003)	3
Jamaal Levy (2003)	3
Eric Williams (2003)	2

TEAM

Highest Scoring Average	
1. 1975-76	87.8
2. 1968-69	86.1
3. 1954-55	85.7
4. 1965-66	83.8
5. 1977-78	83.2
6. 1960-61	82.9
7. 2001-02	82.0
8. 1976-77	81.9
1964-65	81.9
nr. 2002-03	78.7

Highest Free Throw Percentage

1. 1968-69	77.1
2. 1969-70	76.8
3. 2002-03	76.5
4. 1994-95	76.4
5. 1954-55	75.6
6. 1976-77	75.4
7. 1970-71	75.2
8. 1966-67	75.0
9. 1993-94	73.9
10. 2001-02	73.8
1956-57	73.8

Freshmen Records Update

Games Played (1973-present)

Rk.	Player	Year	GP
1.	Josh Howard	2000	36
2.	Vytas Danelius	2002	34
	Taron Downey	2002	34
4.	Tim Duncan	1994	33
5.	Tony Rutland	1995	32
	Tyrone Bogues	1984	32
7.	Craig Dawson	1999	31
	Broderick Hicks	1999	31
	Darius Songaila	1999	31
10.	11 tied		30
nr.	Eric Williams	2003	24

Games Started (1975-present)

Rk.	Player	Year	GS
1.	Josh Howard	2000	34
2.	Tim Duncan	1994	32
3.	Rodney Rogers	1991	29
	Sam Ivy	1987	29
	Rod Watson	1986	29
	Frank Johnson	1977	29
7.	Derrick McQueen	1989	27
8.	Eric Williams	2003	24
	Darius Songaila	1999	24
	Niki Arinze	1998	24
	Jim Johnstone	1979	24
	Alvis Rogers	1979	24

Minutes Played (1976-present)

Rk.	Player	Year	MP
1.	Frank Johnson	1977	1,044
2.	Tim Duncan	1994	997
3.	Rod Watson	1986	945
4.	Josh Howard	2000	896
	Sam Ivy	1987	896
6.	Rodney Rogers	1991	894
7.	Robert O'Kelley	1998	888
8.	Alvis Rogers	1979	851
9.	Derrick McQueen	1989	840
10.	Chris King	1989	787
nr.	Eric Williams	2003	510
	Justin Gray	2003	424

Field Goals (1973-present)

Rk.	Player	Year	FG
1.	Rodney Rogers	1991	199
2.	Rod Watson	1986	173
3.	Sam Ivy	1987	170
4.	Chris King	1989	168
5.	Robert O'Kelley	1998	154
6.	Frank Johnson	1977	150
	Skip Brown	1974	150
8.	Alvis Rogers	1979	145
9.	Rod Griffin	1975	142
10.	Josh Howard	2000	130
nr.	Eric Williams	2003	82

Field Goal Attempts (1973-present)

Rk.	Player	Year	FGA
1.	Rod Watson	1986	378
2.	Robert O'Kelley	1998	369
3.	Rodney Rogers	1991	349
4.	Frank Johnson	1977	328
5.	Skip Brown	1974	319
6.	Chris King	1989	311
7.	Alvis Rogers	1979	310
8.	Sam Ivy	1987	301
9.	Rod Griffin	1975	290
10.	Josh Howard	2000	278
nr.	Eric Williams	2003	158
	Justin Gray	2003	138

Field Goal Percentage (min. 2 FG/G) (1973-present)

Rk.	Player	Year	FG%
1.	Niki Arinze	1998	.643
2.	Guy Morgan	1979	.571

3.	*Rodney Rogers	1991	.570
4.	Jim Johnstone	1979	.568
5.	Vytas Danelius	2002	.566
6.	Sam Ivy	1987	.565
7.	Kenny Green	1983	.554
8.	Will Singleton	1978	.547
9.	Tim Duncan	1994	.545
10.	Charlie Thomas	1985	.541
nr.	Eric Williams	2003	.519

Three-Point Field Goals (1982-83,1987-present)

Rk.	Player	Year	FG
1.	Robert O'Kelley	1998	77
2.	Randolph Childress	1991	64
3.	Craig Dawson	1999	51
4.	Tony Rutland	1995	33
5.	Taron Downey	2002	29
6.	Broderick Hicks	1999	21
	Jerry Braswell	1995	21
	Derrick McQueen	1989	21
9.	Justin Gray	2003	20
10.	Josh Howard	2000	12
11.	Steven Goolsby	1995	10
	Rodney Rogers	1991	10
nr.	Richard Joyce	2003	6
	Trent Strickland	2003	6

Three-Point Field Goal Attempts (1982-83, 1987-present)

Rk.	Player	Year	FGA
1.	Robert O'Kelley	1998	183
2.	Randolph Childress	1991	166
3.	Craig Dawson	1999	132
4.	Tony Rutland	1995	103
5.	Justin Gray	2003	73
6.	Taron Downey	2002	71
7.	Broderick Hicks	1999	65
8.	Jerry Braswell	1995	60
9.	Derrick McQueen	1989	43
10.	Josh Howard	2000	42
11.	Rodney Rogers	1991	35
nr.	Richard Joyce	2003	20
	Trent Strickland	2003	18

Three-Point Field Goal Percentage (min. 1 3P/G) (1982-83, 1987-present)

Rk.	Player	Year	FG%
1.	Robert O'Kelley	1998	.421
2.	Craig Dawson	1999	.386
	Randolph Childress	1991	.386
4.	Tony Rutland	1995	.320

Free Throws (1973-present)

Rk.	Player	Year	FT
1.	Darius Songaila	1999	123
2.	Robert O'Kelley	1998	112
3.	Randolph Childress	1991	95
4.	Tim Duncan	1994	82
5.	Rodney Rogers	1991	81
6.	Niki Arinze	1998	72
7.	Chris King	1989	68
8.	Guy Morgan	1979	65
9.	Rod Griffin	1975	64
10.	Vytas Danelius	2002	63
	Josh Howard	2000	63
	Loren Woods	1997	63
nr.	Justin Gray	2003	49
	Eric Williams	2003	47

Free Throw Attempts (1973-present)

Rk.	Player	Year	FTA
1.	Darius Songaila	1999	153
2.	Robert O'Kelley	1998	139
3.	Randolph Childress	1991	123
4.	Rodney Rogers	1991	121
5.	Niki Arinze	1998	112
6.	Tim Duncan	1994	110

7.	Josh Howard	2000	108
8.	Chris King	1989	104
9.	Guy Morgan	1979	98
10.	Rod Griffin	1975	97
nr.	Eric Williams	2003	74
	Justin Gray	2003	66

Free Throw Percentage (min. 1 FT/G) (1973-present)

Rk.	Player	Year	FT%
1.	Skip Brown	1974	.830
2.	Jeff McGill	1985	.818
3.	Tony Rutland	1995	.814
4.	*Robert O'Kelley	1998	.806
5.	*Darius Songaila	1999	.804
6.	Mark Cline	1984	.800
	Glenn Mayers	1981	.800
8.	Todd Sanders	1988	.786
9.	Steve Warden	1983	.784
10.	Jerry Schellenberg	1974	.773
nr.	Justin Gray	2003	.724

Rebounds (1973-present)

Rk.	Player	Year	REB
1.	Tim Duncan	1994	317
2.	Rodney Rogers	1991	237
3.	Lee Foye	1973	191
4.	Rod Griffin	1975	190
5.	Nicki Arinze	1998	182
6.	Sam Ivy	1987	178
7.	Rafael Vidaurretta	1998	175
8.	Guy Morgan	1979	171
	Chris King	1989	171
10.	Josh Howard	2000	168
nr.	Eric Williams	2003	111

Rebound Average (1973-present)

Rk.	Player	Year	Avg
1.	Tim Duncan	1994	9.6
2.	*Rodney Rogers	1991	7.9
3.	Rod Griffin	1975	7.6
4.	Lee Foye	1973	7.1
5.	Guy Morgan	1979	6.3
6.	Alvis Rogers	1979	6.2
7.	Niki Arinze	1998	6.1
	Chris King	1989	6.1
	Sam Ivy	1987	6.1
10.	Rafael Vidaurretta	1998	5.8
nr.	Eric Williams	2003	4.6

Personal Fouls (1973-present)

Rk.	Player	Year	PF
1.	Darius Songaila	1999	116
2.	Josh Howard	2000	103
3.	Greg Keith	1987	102
4.	Rafael Vidaurretta	1998	96
5.	Charlie Thomas	1985	95
6.	Rodney Rogers	1991	83
	Sam Ivy	1987	83
	Guy Morgan	1979	83
	Jim Johnstone	1979	83
10.	Tim Duncan	1994	82
	Vytas Danelius	2002	82
nr.	Eric Williams	2003	76

Disqualifications (1973-present)

Rk.	Player	Year	DQ
1.	Greg Keith	1987	9
2.	Darius Songaila	1999	8
3.	Josh Howard	2000	6
	Guy Morgan	1979	6
	Jim Johnstone	1979	6
	Larry Harrison	1976	6
7.	Rafael Vidaurretta	1998	5
	Charlie Thomas	1985	5
9.	Lee Foye	1973	4
	Eric Williams	2003	4

Assists (1974-present)

Rk.	Player	Year	AST
1.	*Derrick McQueen	1989	147
2.	Skip Brown	1974	78
3.	Frank Johnson	1977	74
4.	Fran McCaffery	1978	68
5.	Randolph Childress	1991	65
6.	Josh Howard	2000	64
7.	Taron Downey	2002	63
8.	Justin Gray	2003	54
9.	Robert O'Kelley	1998	53
	Tyrone Bogues	1984	53
11.	Tony Rutland	1995	50
	Danny Young	1981	50

Blocked Shots (1975-present)

Rk.	Player	Year	BS
1.	Tim Duncan	1994	124
2.	Loren Woods	1997	45
3.	Guy Morgan	1979	43
4.	Josh Howard	2000	33
5.	Larry Harrison	1976	32
	Rod Griffin	1975	32
7.	Chris King	1989	23
8.	Darius Songaila	1999	21
	Charlie Thomas	1985	21
10.	Rodney Rogers	1991	19
nr.	Eric Williams	2003	14
	Chris Ellis	2003	12

Steals (1975-present)

Rk.	Player	Year	ST
1.	Rodney Rogers	1991	53
2.	Fran McCaffery	1978	47
3.	Frank Johnson	1977	46
4.	Tim Duncan	1994	45
5.	Josh Howard	2000	44
	Randolph Childress	1991	44
7.	Darius Songaila	1999	39
8.	Tony Rutland	1995	36
9.	Sam Ivy	1987	34
10.	Tyrone Bogues	1984	31
	Alvis Rogers	1979	31
nr.	Justin Gray	2003	19
	Eric Williams	2003	19

Points (1973-present)

Rk.	Player	Year	PTS
1.	Robert O'Kelley	1998	497
2.	Rodney Rogers	1991	489
3.	Randolph Childress	1991	405
4.	Chris King	1989	404
5.	Sam Ivy	1987	382
6.	Darius Songaila	1999	375
7.	Rod Watson	1986	372
8.	Alvis Rogers	1979	352
9.	Frank Johnson	1977	348
	Rod Griffin	1975	348
12.	Josh Howard	2000	331
nr.	Eric Williams	2003	211
	Justin Gray	2003	181

Scoring Average (1973-present)

Rk.	Player	Year	Avg
1.	Robert O'Kelley	1998	16.6
2.	*Rodney Rogers	1991	16.3
3.	Chris King	1989	14.4
4.	Randolph Childress	1991	14.0
5.	Rod Griffin	1975	13.9
6.	*Alvis Rogers	1979	13.5
7.	Sam Ivy	1987	13.2
	Skip Brown	1974	13.2
9.	Rod Watson	1986	12.8
10.	Darius Songaila	1999	12.1
nr.	Justin Gray	2003	11.3
	Eric Williams	2003	8.8

* Led all ACC freshmen

Prosser's Coaching History

Current
Head coach, Wake Forest
1995-2001
Head coach, Xavier
1994
Head coach, Loyola (MD)
1985-93
Assistant coach, Xavier
1980-85
Head coach, Central Catholic High School in Wheeling (WV)
1977-79
Varsity coach, Linsly Institute in Wheeling (WV)
1976-77
Junior varsity coach, Linsly Institute in Wheeling (WV)
1972-76
Freshman coach, Linsly Institute in Wheeling (WV)

Most ACC Wins In First Season

Coach (Year)	W-L
Matt Doherty, NC (2001)	13-3
Bill Guthridge, NC (1998)	13-3
Press Maravich, ST (1965)	10-3
Skip Prosser, WF (2002)	9-7
Les Robinson, ST (1991)	8-6
Bucky Waters, DU (1970)	8-6
Paul Hewitt, GT (2001)	8-8
Vic Bubas, DU (1960)	7-7
Dean Smith, NC (1962)	7-7

Most Wins vs. #1-Ranked Team By ACC Coaches

Mike Krzyzewski (DU)	5
Gary Williams (MD)	4
Skip Prosser (WF)	2
Herb Sendek (ST)	1
Larry Shyatt (CU)	1

Active Coaches To Take 3 Teams To The NCAA Tournament

Rick Barnes	Stan Morrison
Dave Bliss	Rick Pitino
Mike Deane	Skip Prosser
Don DeVoe	Tubby Smith
Cliff Ellis	Eddie Sutton
Pete Gillen	Bob Weltlich
Jim Harrick	Gary Williams
Mike Jarvis	

Head Coach Skip Prosser U.S. Merchant Marine Academy (1972) 41-17 in two seasons at Wake Forest/206-95 in 10 seasons overall

Skip Prosser, one of college basketball's winningest active coaches, is in his second season at Wake Forest and he has already made his mark on the Demon Deacon program.

In Prosser's first season at Wake Forest, he led the Deacons to a 21-13 record, a third-place finish in the highly-competitive Atlantic Coast Conference and an NCAA Tournament appearance.

In 10 seasons overall, Prosser has compiled a 206-95 (.684) record, giving him one of the highest winning percentages among all active Division I coaches. He is one of 29 coaches in NCAA history to lead three different schools to the NCAA Tournament and he is the first to lead all three teams to the NCAA Tournament in his first season at each school.

Prior to coming to Winston-Salem, Prosser enjoyed remarkable success at Xavier University from 1995-2001, compiling a 148-65 (.695) record in seven seasons.

Prosser was named Wake Forest's head coach on April 24, 2001, replacing Dave Odom.

"I don't have a career record," Prosser said. "The players won those games."

Despite Prosser's modesty, it is impossible to ignore the success that has followed his career:

▲ His teams have won 20 games or more in each of the last six seasons and seven times overall.

▲ In nine years as a head coach, Prosser's teams have earned postseason bids eight times.

▲ He has guided teams to conference championships in three different leagues (Atlantic 10, MCC and MAAC).

▲ Xavier earned a record of 71-35 (.669) in conference play during his tenure -- second only to Temple in the Atlantic 10.

▲ Xavier earned back-to-back Atlantic 10 West regular season crowns in 1997 and 1998.

▲ In his last five seasons at Xavier, the Musketeers beat crosstown rival Cincinnati four times. Two of those victories came against Bearcat teams ranked No. 1 in the nation.

▲ At Xavier, 83 percent of Prosser's players graduated (100 percent of the seniors) -- one of the highest graduation rates in the country.



Skip Prosser

▲ In 1994, he led Loyola (Md.) College to the Metro Atlantic Athletic Conference Tournament crown.

Prosser spent 15 years at Xavier, first as an assistant coach under Pete Gillen for eight seasons. After a one-year stint as head coach at Loyola (Md.) College, Prosser returned to Xavier as the head coach, replacing Gillen, who now coaches at Virginia.

Leaving Xavier and the city of Cincinnati was not easy.

"I've been through a lot of springs with calls and inquiries and invitations to visit other campuses," Prosser said. "Something about Wake Forest rang true for me."

On his visit to Wake Forest, Prosser liked the people, the area, the school's academic reputation and intimate size. And then there was the prospect of coaching in the Atlantic Coast Conference.

"As the commercial says: The greatest risk is not taking one," Prosser said.

"I know how difficult it (the ACC) is, but the challenge is part of what excites me. We came here to play and coach against these teams. It's a daunting challenge but if the players are willing to come to Wake to win, then I am certainly not going to shy away from that challenge."

And the Deacons proved Prosser correct. In his first season of ACC play, Prosser led Wake to a 9-7 record in the league, tying for third place behind only the two most recent NCAA champions -- Maryland and Duke. Only four coaches in the 49-year history of the ACC won more league games in their rookie year than Prosser did last season.

Prosser accomplished much in his initial season with the Deacons:

▲ Wake posted 21 wins despite facing one of the nation's most difficult schedules (Wake played seven teams ranked in the top 10).

▲ Prosser was a finalist for the Naismith National Coach of the Year Award.

▲ He became the first rookie coach at Wake Forest since 1927 to post a winning record.

▲ The Deacons swept rivals North Carolina and NC State.

▲ Wake advanced to postseason play for the 12th consecutive year and won an NCAA Tournament game for the first time since 1997.

▲ The Deacons set a school record for points scored, assists and three-point attempts in one season.

The Skip Prosser Record

Season	School	All Games			Conference			Conference Finish	POSTSEASON		
		W	L	Pct.	W	L	Pct.		Conf. W-L	NCAA W-L	NIT W-L
1993-94	Loyola (Md.)	17	13	.567	6	8	.429	Fifth	3-0	0-1	--
1994-95	Xavier	23	5	.821	14	0	1.000	First	0-1	0-1	--
1995-96 ^	Xavier	13	15	.464	8	8	.500	Third/West	1-1	--	--
1996-97	Xavier	23	6	.793	13	3	.813	First/West	0-1	1-1	--
1997-98	Xavier	22	8	.733	11	5	.688	T-First/West	3-0	0-1	--
1998-99	Xavier	25	11	.694	12	4	.750	Second/West	1-1	--	4-1
1999-00	Xavier	21	12	.639	9	7	.563	Third/West	1-1	--	1-1
2000-01	Xavier	21	8	.724	12	4	.750	T-Second	0-1	0-1	--
2001-02	Wake Forest	21	13	.618	9	7	.563	T-Third	1-1	1-1	--
2002-03	Wake Forest	20	4	.833	10	3	.769	??	??	??	??
at Wake Forest		41	17	.707	19	10	.655		1-1	1-1	--
at Xavier		148	65	.695	79	31	.718	3 Titles	6-6	1-3	5-2
at Loyola (Md.)		17	13	.567	6	8	.429		3-0	0-1	--
Overall		206	95	.684	104	49	.679	3 Titles	10-7	2-5	5-2

^ Xavier's first season of Atlantic 10 Conference play.

2002-03 ROSTER

u alphabetical

No.	Name	Pos.	Ht.	Wt.	Class	Hometown (Previous School)
2	Scott Benken	F	6-7	215	So.	Cincinnati, OH (Elder HS)
44	John Buck	F	6-8	200	Fr.	Westbury, NY (Long Island Lutheran HS)
13	Vytas Danelius*	F	6-8	228	So.	Kaunas, Lithuania (Indianapolis {IN} Park Tudor)
4	Taron Downey*	G	6-2	171	So.	Oxford, NC (Fork Union Military Academy)
0	Chris Ellis	F	6-8	250	Fr.	Marietta, GA (Marietta)
1	Justin Gray	G	6-2	185	Fr.	Charlotte, NC (Oak Hill {VA} Academy)
5	Josh Howard***	F	6-6	203	Sr.	Winston-Salem, NC (Hargrave {VA} Academy)
23	Richard Joyce	G-F	6-5	200	Fr.	Mount Airy, NC (Oak Hill {VA} Academy)
33	Steve Lepore*	G	6-5	202	Sr.	North Olmsted, OH (Northwestern University)
10	Jamaal Levy*	F	6-9	180	So.	Panama City, Panama (Berkshire {FL} Academy)
53	Dshamal Schoetz	C	7-0	263	Jr.	Cottbus, Germany (High Point {NC} Wesleyan Academy)
25	T.J. Little	G	6-0	170	Jr.	Charlotte, NC (Providence Senior HS)
34	Trent Strickland	G	6-5	190	Fr.	East Flat Rock, NC (Hargrave {VA} Academy)
20	Alan Williams**	G	6-3	177	Jr.	Memphis, TN (Briarcrest Christian)
31	Eric Williams	C	6-9	270	Fr.	Wake Forest, NC (Wake Forest-Rolesville)

* letters won

u numerical

No.	Name	Pos.	Ht.	Wt.	Class	Hometown (Previous School)
0	Chris Ellis	F	6-8	250	Fr.	Marietta, GA (Marietta)
1	Justin Gray	G	6-2	185	Fr.	Charlotte, NC (Oak Hill {VA} Academy)
2	Scott Benken	F	6-7	215	So.	Cincinnati, OH (Elder HS)
4	Taron Downey*	G	6-2	171	So.	Oxford, NC (Fork Union Military Academy)
5	Josh Howard***	F	6-6	203	Sr.	Winston-Salem, NC (Hargrave {VA} Academy)
10	Jamaal Levy*	F	6-9	180	So.	Panama City, Panama (Berkshire {FL} Academy)
13	Vytas Danelius*	F	6-8	228	So.	Kaunas, Lithuania (Indianapolis {IN} Park Tudor)
20	Alan Williams**	G	6-3	177	Jr.	Memphis, TN (Briarcrest Christian)
23	Richard Joyce	G-F	6-5	200	Fr.	Mount Airy, NC (Oak Hill {VA} Academy)
25	T.J. Little	G	6-0	170	Jr.	Charlotte, NC (Providence Senior HS)
31	Eric Williams	C	6-9	270	Fr.	Wake Forest, NC (Wake Forest-Rolesville)
33	Steve Lepore*	G	6-5	202	Sr.	North Olmsted, OH (Northwestern University)
34	Trent Strickland	G	6-5	190	Fr.	East Flat Rock, NC (Hargrave {VA} Academy)
44	John Buck	F	6-8	200	Fr.	Westbury, NY (Long Island Lutheran HS)
53	Dshamal Schoetz	C	7-0	263	Jr.	Cottbus, Germany (High Point {NC} Wesleyan Academy)

* letters won

Head Coach - Skip Prosser (Merchant Marine Academy '72)

Assistants - Jeff Battle (Marshall '85), Dino Gaudio (Ohio '81), Chris Mack (Xavier '92)

Director of Basketball Operations - Pat Kelsey (Xavier '98)

Pronunciations

Scott Benken	Scott BANK-in
Vytas Danelius	vee-tus dan-a-loose
Jamaal Levy	Ja-mal Lev-E
Steve Lepore	Steve la-pour
Dshamal Schoetz	Ja-mal Shetz

Sophomores

Scott Benken
Vytas Danelius
Taron Downey
Jamaal Levy

Freshmen

John Buck
Chris Ellis
Justin Gray
Richard Joyce
Trent Strickland
Eric Williams

By Class

Seniors
Josh Howard
Steve Lepore
Juniors
T.J. Little
Dshamal Schoetz
Alan Williams

By State/Country

North Carolina
Taron Downey (Oxford)
Justin Gray (Charlotte)
Josh Howard (Winston-Salem)
Richard Joyce (Mt. Airy)
T.J. Little (Charlotte)
Trent Strickland (E. Flat Rock)

Eric Williams (Wake Forest)

Georgia
Chris Ellis (Marietta)
New York
John Buck (Westbury)
Ohio
Scott Benken (Cincinnati)
Steve Lepore (N. Olmsted)
Tennessee
Alan Williams (Memphis)
Panama
Jamaal Levy (Panama City)
Germany
Dshamal Schoetz (Cottbus)
Lithuania
Vytas Danelius (Kaunas)

By Height

7-0 Dshamal Schoetz
6-9 Eric Williams
6-9 Jamaal Levy
6-8 John Buck
6-8 Vytas Danelius
6-8 Chris Ellis
6-7 Scott Benken
6-6 Josh Howard
6-5 Richard Joyce
6-5 Steve Lepore
6-5 Trent Strickland
6-3 Alan Williams
6-2 Justin Gray
6-2 Taron Downey
6-0 T.J. Little

By Position

Guards
Taron Downey
Justin Gray
Richard Joyce
Steve Lepore
T.J. Little
Trent Strickland
Alan Williams
Forwards
John Buck
Scott Benken
Vytas Danelius
Chris Ellis
Josh Howard
Jamaal Levy
Centers
Dshamal Schoetz
Eric Williams

2002-03 RESULTS

Date	Opponent	W/L	Score	Record	WFU High Scorer	OPP High Scorer	High Rebounds	High Assists	Attendance				
11/27	YALE	W	73-61	1-0	Josh Howard	18	Edwin Draughan	20	Josh Howard	11	Justin Gray	5	7,493
12/1	TEMPLE	W	83-76	2-0	Eric Williams	19	David Hawkins	20	Vytas Danelius	14	Taron Downey	7	8,075
12/4	(23) % at Wisconsin	W	90-80	3-0	Josh Howard	31	Owens/Harris	19	Howard/Danelius	9	Taron Downey	4	16,624
12/15	SMU	W	73-49	4-0	Danelius/Levy	12	Quinton Ross	15	Vytas Danelius	11	three with	4	7,916
12/18	S. CAROLINA STATE	W	100-57	5-0	Vytas Danelius	20	Moses Malone, Jr.	18	Eric Williams	10	Justin Gray	7	7,206
12/21	ST. JOHN'S	W	84-72	6-0	Justin Gray	17	Marcus Hatten	26	Josh Howard	11	Taron Downey	6	10,173
12/28	N. CAROLINA A&T	W	104-64	7-0	Vytas Danelius	18	Steven Koger	14	Jamaal Levy	7	three with	4	7,957
12/30	BETHUNE-COOKMAN	W	96-54	8-0	Chris Ellis	14	Richard Toussaint	25	Eric Williams	9	Justin Gray	7	6,144
1/4	at Richmond	W	68-62	9-0	Josh Howard	21	Tony Dobbins	18	Josh Howard	9	four with	2	7,561
1/7	ELON	W	98-56	10-0	Josh Howard	18	Sean Newton	11	Vytas Danelius	7	Taron Downey	8	8,581
1/12	(1) *at Duke	L	55-74	10-1 / 0-1	Josh Howard	13	Dahntay Jones	16	Josh Howard	14	Gray/Joyce	2	(c) 9,314
1/15	(17) *MARYLAND	W	81-72	11-1 / 1-1	Josh Howard	23	Steve Blake	15	Jamaal Levy	11	Howard/Levy	3	11,623
1/19	*GEORGIA TECH	W	73-66	12-1 / 2-1	Josh Howard	30	Chris Bosh	22	Levy/Ellis	10	Taron Downey	5	13,266
1/23	*at Virginia	L	75-85	12-2 / 2-2	Howard/Danelius	20	Todd Billet	23	Vytas Danelius	8	Danelius/Downey	3	7,642
1/26	*FLORIDA STATE	W	71-60	13-2 / 3-2	Josh Howard	24	Tim Pickett	27	Eric Williams	10	three with	3	10,651
1/28	*at Clemson	W	81-60	14-2 / 4-2	Vytas Danelius	21	Scott/Christie	14	Josh Howard	11	Taron Downey	4	8,500
2/2	*at North Carolina	W	79-75	15-2 / 5-2	Josh Howard	32	Jawad Williams	22	Josh Howard	10	Taron Downey	4	(c) 21,750
2/6	*NC STATE	W	73-58	16-2 / 6-2	Josh Howard	24	Clifford Crawford	19	Josh Howard	12	Jamaal Levy	5	14,108
2/9	(15) at Marquette	L	61-68	16-3 / 6-2	Josh Howard	20	Robert Jackson	19	Jamaal Levy	12	Taron Downey	3	17,370
2/13	(8) *DUKE	W	(2ot) 94-80	17-3 / 7-2	Vytas Danelius	20	Chris Duhon	23	Vytas Danelius	14	Taron Downey	5	(c) 14,665
2/17	(13) *at Maryland	L	67-90	17-4 / 7-3	Josh Howard	20	Steve Blake	21	Jamaal Levy	6	Taron Downey	7	14,222
2/20	*at Georgia Tech	W	75-67	18-4 / 8-3	Josh Howard	24	Jarrett Jack	19	Jamaal Levy	8	Taron Downey	8	9,191
2/23	*VIRGINIA	W	75-71	19-4 / 9-3	Josh Howard	28	Todd Billet	25	Jamaal Levy	7	Taron Downey	6	13,682
2/26	*at Florida State	W	60-56	20-4 / 10-3	Vytas Danelius	17	Tim Pickett	16	Jamaal Levy	12	Taron Downey	12	5,970
3/1	*CLEMSON												
3/5	*NORTH CAROLINA												
3/8	*at NC State												

CAPS home game

% ACC/Big Ten Challenge

ACC Tournament at Greensboro, NC

* ACC game

() Opponent's national AP ranking at time of game

2002-03 STATISTICS

u 2002-03 Overall Statistics Overall: 20-4 ■ ACC: 10-3 ■ Home: 14-0 ■ Neutral: 0-0 ■ Away: 6-4

#	Player	GP	GS	Min	Avg	FG	FGA	Pct	3FG	FGA	Pct	FT	FTA	Pct	REBOUNDS				PF	FO	A	TO	Blk	Stl	Pts	AVG		
															Off	Def	Tot	Avg										
05	Howard, Josh	24	24	762	31.8	155	324	.478	39	104	.375	113	133	.850	78	112	190	7.9	67	1	49	63	36	55	462	19.3		
13	Danelius, Vytas	24	23	705	29.4	112	207	.541	14	33	.424	79	97	.814	65	112	177	7.4	74	4	30	54	15	12	317	13.2		
01	Gray, Justin	16	10	424	26.5	56	138	.406	20	73	.274	49	66	.742	10	40	50	3.1	42	1	54	42	0	19	181	11.3		
04	Downey, Taron	24	24	817	34.0	69	196	.352	36	117	.308	68	78	.872	11	73	84	3.5	32	0	104	64	2	13	242	10.1		
31	Williams, Eric	24	24	510	21.3	82	158	.519	0	0	.000	47	74	.635	50	61	111	4.6	76	4	19	49	14	19	211	8.8		
10	Levy, Jamaal	24	14	657	27.4	63	131	.481	9	32	.281	37	56	.661	57	102	159	6.6	59	2	46	40	21	20	172	7.2		
34	Strickland, Trent	24	0	321	13.4	40	97	.412	6	18	.333	35	46	.761	17	32	49	2.0	37	0	19	19	3	4	121	5.0		
33	Lepore, Steve	14	0	143	10.2	14	30	.467	9	24	.375	9	12	.750	4	20	24	1.7	13	0	12	12	1	4	46	3.3		
00	Ellis, Chris	24	1	351	14.6	26	54	.481	0	2	.000	26	42	.619	24	47	71	3.0	31	0	6	15	12	3	78	3.3		
20	Williams, Alan	5	0	12	2.4	4	4	1.000	2	2	1.000	1	2	.500	0	2	2	0.4	1	0	0	0	0	1	11	2.2		
23	Joyce, Richard	16	0	91	5.7	12	41	.293	6	20	.300	4	6	.667	6	5	11	0.7	8	0	9	3	2	3	34	2.1		
53	Schoetz, Dshamal	5	0	19	3.8	3	10	.300	0	0	.000	2	4	.500	4	1	5	1.0	7	0	0	1	1	2	8	1.6		
02	Benken, Scott	6	0	16	2.7	1	2	.500	0	1	.000	4	4	1.000	3	6	9	1.5	0	0	2	1	0	2	6	1.0		
25	Little, T.J.	5	0	12	2.4	0	0	.000	0	0	.000	0	0	.000	1	0	1	0.2	3	0	1	2	0	0	0	0.0		
44	Buck, John	4	0	10	2.5	0	4	.000	0	0	.000	0	0	.000	1	2	3	0.8	2	0	0	1	1	0	0	0.0		
TM TEAM.....															35	32	67	2.9	0					5				
Total.....		24					637	1396	.456	141	426	.331	474	620	.765	366	647	1013	42.2	452	12	351	371	108	157	1889	78.7	
Opponents.....		24					566	1444	.392	177	537	.330	304	452	.673	313	457	770	32.1	532	-	300	337	81	175	1613	67.2	

SCORE BY PERIODS:	1st	2nd	OT	2OT	Total
Wake Forest	885	979	5	20	1889
Opponents	729	873	5	6	1613

DEADBALL REBOUNDS:	OFF	DEF	TOTAL
Wake Forest	74	2	76
Opponents	64	8	72

u 2002-03 ACC Statistics Overall: 10-3 ■ Home: 6-0 ■ Away: 4-3

#	Player	GP	GS	Min	Avg	FG	FGA	Pct	3FG	FGA	Pct	FT	FTA	Pct	REBOUNDS				PF	FO	A	TO	Blk	Stl	Pts	AVG		
															Off	Def	Tot	Avg										
05	Howard, Josh	13	13	451	34.7	87	181	.481	19	57	.333	87	101	.861	42	62	104	8.0	39	1	25	38	23	27	280	21.5		
13	Danelius, Vytas	13	12	415	31.9	69	136	.507	10	26	.385	42	57	.737	33	56	89	6.8	45	2	20	29	9	10	190	14.6		
01	Gray, Justin	6	0	152	25.3	21	55	.382	8	28	.286	17	19	.895	3	13	16	2.7	16	1	12	18	0	4	67	11.2		
04	Downey, Taron	13	13	472	36.3	36	105	.343	20	66	.303	38	44	.864	7	43	50	3.8	19	0	59	42	2	5	130	10.0		
10	Levy, Jamaal	13	13	438	33.7	40	79	.506	4	20	.200	29	44	.659	32	66	98	7.5	38	1	24	26	14	14	113	8.7		
31	Williams, Eric	13	13	256	19.7	32	70	.457	0	0	.000	18	31	.581	19	21	40	3.1	47	3	11	28	5	6	82	6.3		
34	Strickland, Trent	13	0	160	12.3	16	43	.372	1	5	.200	21	27	.778	6	17	23	1.8	15	0	9	9	1	3	54	4.2		
33	Lepore, Steve	7	0	87	12.4	5	14	.357	3	12	.250	6	9	.667	3	13	16	2.3	9	0	5	6	1	2	19	2.7		
00	Ellis, Chris	13	1	182	14.0	7	16	.438	0	0	.000	3	11	.273	11	28	39	3.0	14	0	2	7	7	1	17	1.3		
23	Joyce, Richard	9	0	32	3.6	2	10	.200	1	6	.167	2	3	.667	1	1	2	0.2	4	0	3	1	1	1	7	0.8		
02	Benken, Scott	3	0	4	1.3	0	1	.000	0	1	.000	0	0	.000	0	0	0	0.0	0	0	0	0	0	0	0	0.0		
20	Williams, Alan	1	0	1	1.0	0	0	.000	0	0	.000	0	0	.000	0	0	0	0.0	0	0	0	0	0	0	0	0.0		
TM TEAM.....															19	21	40	3.3	0					3				
Total.....		13					315	710	.444	66	221	.299	263	346	.760	176	341	517	39.8	246	8	170	207	63	73	959	73.8	
Opponents.....		13					323	806	.401	106	311	.341	162	235	.689	179	250	429	33.0	298	-	171	173	50	92	914	70.3	

SCORE BY PERIODS:	1st	2nd	OT	2OT	Total
Wake Forest	436	498	5	20	959
Opponents	432	471	5	6	914

DEADBALL REBOUNDS:	OFF	DEF	TOTAL
Wake Forest	46	2	48
Opponents	34	6	40

2002-03 SUPERLATIVES

u individual	Wake Forest	NCAA Record	ACC Record	WFU Record	Prosser Era
Points scored	32, Josh Howard at North Carolina (2.2)	100	58	51	38
Points scored/half	20 (2nd), Josh Howard vs. NC State (2.6)	n/a	n/a	n/a	24
Offensive rebounds	8, Eric Williams vs. SC State (12.18)	n/a	n/a	n/a	8
Defensive rebounds	12, Jamaal Levy at Florida State (2.26)	n/a	n/a	n/a	13
Total rebounds	14, Vytas Danelius vs. Temple (12.1) 14, Josh Howard at Duke (1.12) 14, Vytas Danelius vs. Duke (2.13)	51	36	36	18
Field goals	12, Josh Howard at Wisconsin (12.4)	41	27	19	12
Field goal attempts	21, Josh Howard at Marquette (2.9)	71	44	33	21
Field goal percentage (min. 6 made)	.889 (8-9), Josh Howard at Richmond (1.4)	15-15	13-13	n/a	.889 (8-9)
Field goal percentage (min. 10 made)	.623 (12-19), Josh Howard at Wisconsin (12.4)	15-15	13-13	n/a	.846 (11-13)
3-Point field goals	4, Taron Downey at Clemson (1.28) 4, Taron Downey at Florida State (2.26)	15	11	11	11
3-Point field goal attempts	10, Taron Downey vs. Florida State (1.26)	27	22	17	17
3-Point FG percentage (min. 4 made)	.500 (4-8), Taron Downey at Clemson (1.28) .500 (4-8), Taron Downey at Florida State (2.26)	9-9	n/a	5-5	.777 (7-9)
Free throws	11, Josh Howard vs. Georgia Tech (1.19)	30	21	20	13
Free throw attempts	13, Vytas Danelius vs. Maryland (1.15)	36	26	26	14
Free throw percentage (min. 8 made)	1.000 (10-10), Vytas Danelius vs. SC State (12.18) 1.000 (10-10), Taron Downey at Virginia (1.23)	24-24	21-21	16-16	13-13
Assists	8, Taron Downey vs. Elon (1.7) 8, Taron Downey at Georgia Tech (2.20) 8, Taron Downey at Florida State (2.26)	22	20	17	8
Steals	6, Josh Howard at Georgia Tech (2.20)	13	11	8	7
Turnovers	8, Taron Downey at Virginia (1.23)	n/a	n/a	n/a	9
Blocked shots	5, Josh Howard vs. Georgia Tech (1.19)	14	12	10	5
Minutes played (regulation)	40, Taron Downey vs. Florida State (1.26)	n/a	n/a	n/a	40
Minutes played (ot game)	45, Jamaal Levy vs. Duke (2.13) 45, Vytas Danelius vs. Duke (2.13)	n/a	n/a	n/a	45

u team	High	NCAA Record	ACC Record	WFU Record	Prosser Era	Low
Points Scored	104 vs. NC A&T (12.28)	186	144	122	115	55 at Duke (1.12)
Points In One Half	57 (2nd) vs. Beth-Cookman (12.30)	98	82	n/a	60	26 (1st) at Richmond (1.4) 26 (1st) at Marquette (2.9)
Victory Margin	43 (100-57) vs. SC State (12.18)	91	84	80	43	4 (79-75) at N. Carolina (2.2) 4 (75-71) vs. Virginia (2.23) 4 (60-56) at Florida St. (2.26)
Field Goals	37 vs. NC A&T (12.28)	76	68	49	41	20 at Maryland (2.17)
Field Goal Attempts	73 vs. SC State (12.18)	147	119	94	88	48 vs. NC State (2.6)
Field Goal Percentage	.563 vs. NC State (2.6)	.833	.833	.735	.589	.333 at Marquette (2.9)
Single-Half FG Percentage	.696 (2nd) vs. Virginia (2.23)	.941	.941	n/a	.769	.314 (1st) at Duke (1.12)
3-Point Field Goals	11 vs. Elon (1.7)	28	19	19	19	3 vs. Maryland (1.15) 3 at N. Carolina (2.2) 3 vs. Duke (2.13)
3-Point Field Goal Attempts	23 at Maryland (2.17)	74	43	43	42	10 vs. Duke (2.13)
3-Point Field Goal Percentage	.524 vs. Elon (1.7)	.917	.909	.818	.579	.158 vs. Maryland (1.15)
Free Throws	34 vs. Maryland (1.15)	56	47	43	34	7 at Duke (1.12)
Free Throw Attempts	42 vs. Maryland (1.15)	79	67	56	46	12 at Duke (1.12) 12 at Florida St. (2.26)
Free Throw Percentage	.929 at Marquette (2.9)	34-34	22-22	14-14	.938	.583 at Duke (1.12)
Offensive Rebounds	27 vs. SC State (12.18)	n/a	n/a	n/a	27	9 vs. Virginia (2.23)
Defensive Rebounds	35 vs. Duke (2.13)	n/a	n/a	n/a	37	14 at Maryland (2.17)
Total Rebounds	59 vs. SC State (12.18)	108	n/a	80	59	24 at Maryland (2.17)
Personal Fouls	27 vs. Duke (2.13)	50	41	36	33	10 vs. Temple (12.1)
DQs	3 vs. Duke (2.13)	8	n/a	n/a	3	0, 15 times
Assists	23 vs. Elon (1.7)	44	n/a	30	26	7 at Duke (1.12)
Turnovers	24 vs. Duke (2.13)	n/a	n/a	n/a	24	8 vs. Elon (1.7)
Blocked Shots	8 vs. Georgia Tech (1.19)	21	18	n/a	10	1 vs. Temple (12.1) 1 vs. Florida State (1.26)
Steals	14 vs. Yale (11.27)	39	n/a	n/a	14	1 vs. Duke (2.13)
Double-Figure Scorers	6 vs. Beth-Cookman (12.30) 6 vs. Duke (2.13)	n/a	n/a	n/a	5	2 at Duke (1.12) 2 at Marquette (2.9) 2 vs. Virginia (2.23)

Opponent SUPERLATIVES

Opponents	Individual	Team High	Team Low
Points Scored	27 by Tim Pickett of Florida State (1.26)	90 by Maryland (2.17)	49 by SMU (12.15)
Points In One Half	22 (2nd) by Tim Pickett of Florida State (1.26)	51 (2nd) by Wisconsin (12.4)	14 (1st) by Beth-Cookman (12.30)
Victory Margin	--	23 (90-67) by Maryland (2.17)	7 (68-61) by Marquette (2.9)
Field Goals	11 by Tim Pickett of Florida State (1.26)	30 by Virginia (1.23)	16 by SMU (12.15)
Field Goal Attempts	21 by Tim Pickett of Florida State (1.26)	73 by Duke (2.13)	48 by SMU (12.15)
Field Goal Percentage	.615 (8-13) by Clifford Crawford of NC State (2.6)	.520 by Virginia (2.23)	.294 by Florida State (2.26)
Single-Half FG Percentage	--	.594 (2nd) by Wisconsin (12.4)	.265 (2nd) by Florida State (2.26)
3-Point Field Goals	5 by Antwayne Robinson of Temple (12.1) 5 by Todd Billet of Virginia (2.23)	15 by Temple (12.1)	2 by Bethune-Cookman (12.30)
3-Point Field Goal Attempts	12 by Elijah Ingram of St. John's (12.21)	38 by Temple (12.1)	7 by Bethune-Cookman (12.30)
3-Point Field Goal Percentage	.625 (5-8) by Todd Billet of Virginia (2.23)	.529 by Virginia (2.23)	.176 by SMU (12.15)
Free Throws	12 by Steve Blake of Maryland (2.17)	28 by Duke (2.13)	4 by Florida State (1.26) 4 by Clemson (1.28)
Free Throw Attempts	13 by Dahntay Jones of Duke (2.13)	37 by Duke (2.13)	7 by Florida State (1.26)
Free Throw Percentage	1.000 (9-9) by Mike Skrocki of Richmond (1.4)	.900 by Maryland (2.17)	.333 by Clemson (1.28)
Offensive Rebounds	7 by Shamar Johnson of Elon (1.7) 7 by Robert Jackson of Marquette (2.9)	19 by Duke (2.13)	6 by SMU (12.15)
Defensive Rebounds	8 by Ed Nelson of Georgia Tech (1.19) 8 by Travis Watson of Virginia (1.23) 8 by Ryan Randle of Maryland (2.17)	29 by Maryland (2.17)	12 by NC State (12.16)
Total Rebounds	13 by Alex Wesby of Temple (12.1) 13 by Travis Watson of Virginia (1.23) 13 by Ryan Randle of Maryland (2.17)	44 by Maryland (2.17)	24 by NC State (12.16)
Personal Fouls	--	37 by Duke (2.13)	14 by Florida State (2.26)
DQs	--	5 by Duke (2.13)	0, 11 times
Assists	9 by Chris Duhon of Duke (1.12) 9 by Steve Blake of Maryland (2.17)	19 by Virginia (1.23)	4 by Duke (2.13)
Turnovers	6 by Thurman Zimmerman of SC State (12.18)	20 by Yale (11.27) 20 by SC State (12.18)	8 by Temple (12.1) 8 by NC State (2.6)
Blocked Shots	5 by Chris Bosh of Georgia Tech (2.20)	8 by North Carolina (2.2)	0 by NC A&T (12.28) 0 by NC State (2.6) 0 by Virginia (2.23)
Steals	5 by Dwayne Wade of Marquette (2.9)	12 by Marquette (2.9)	3 by NC A&T (12.28)
Double-Figure Scorers	--	5 by North Carolina (2.2)	1 four times
Minutes Played (regulation)	39 by Antwayne Robinson of Temple (12.1)	--	--

TopTEN

Scoring			Assists			Blocked Shots		
32	Josh Howard	at North Carolina (2.2)	8	Taron Downey	at Florida State (2.26)	5	Josh Howard	vs. Georgia Tech (1.19)
31	Josh Howard	at Wisconsin (12.4)	8	Taron Downey	at Georgia Tech (2.20)	4	Josh Howard	vs. Maryland (1.15)
30	Josh Howard	vs. Georgia Tech (1.19)	8	Taron Downey	vs. Elon (1.7)	4	Josh Howard	vs. St. John's (12.21)
28	Josh Howard	vs. Virginia (2.23)	7	Taron Downey	at Maryland (2.17)	3	Vytas Danelius	at Florida State (2.26)
24	Josh Howard	at Georgia Tech (2.20)	7	Justin Gray	vs. Beth-Cook (12.30)	3	Josh Howard	at Maryland (2.17)
24	Josh Howard	vs. NC State (2.6)	7	Justin Gray	vs. SC State (12.18)	3	Josh Howard	at North Carolina (2.2)
24	Josh Howard	vs. Florida State (1.26)	7	Taron Downey	vs. Temple (12.1)	2	21 times	
23	Josh Howard	vs. Maryland (1.15)	6	Taron Downey	vs. Virginia (2.23)			
21	Vytas Danelius	vs. Virginia (2.23)	6	Jamaal Levy	at Maryland (2.17)			
21	Vytas Danelius	at Clemson (1.28)	6	Taron Downey	vs. St. John's (12.21)			
21	Josh Howard	at Richmond (1.4)						
Rebounding			Steals			Three-Point Field Goals		
14	Vytas Danelius	vs. Duke (2.13)	6	Josh Howard	at Georgia Tech (2.20)	4	Taron Downey	at Florida State (2.26)
14	Josh Howard	at Duke (1.12)	5	Josh Howard	vs. Beth-Cook (12.30)	4	Taron Downey	at Clemson (1.28)
14	Vytas Danelius	vs. Temple (12.1)	5	Josh Howard	vs. SC State (12.18)	3	11 times	
13	Jamaal Levy	vs. Duke (2.13)	5	Josh Howard	vs. Yale (11.27)			
12	Jamaal Levy	at Florida State (2.26)	4	Josh Howard	at Duke (1.12)			
12	Jamaal Levy	at Marquette (2.9)	4	Eric Williams	vs. Elon (1.7)			
12	Josh Howard	vs. NC State (2.6)	4	Eric Williams	vs. Yale (11.27)			
11	six times		3	seven times				

Game-by-Game STATISTICS

u wake forest

Opponent	Result	Halftime	FG-FGA	PCT	3PT-3PA	PCT	FT-FTA	PCT	O	D	REB	PF	A	TO	BS	ST	Bench
YALE	W, 73-61	41-29	25-57	.439	6-21	.286	17-23	.739	15	25	40	19-1	12	17	5	14	6
TEMPLE	W, 83-76	42-28	30-68	.441	8-22	.364	15-22	.682	20	31	51	10-0	22	10	1	2	15
(23) at Wisconsin	W, 90-80	39-29	33-61	.541	7-19	.368	17-19	.895	11	26	37	23-0	12	14	2	5	12
SMU	W, 73-49	43-21	25-58	.431	7-17	.412	16-22	.727	16	32	48	19-0	20	17	3	9	29
SC STATE	W, 100-57	51-24	32-73	.438	7-19	.368	29-36	.806	27	32	59	18-0	17	17	5	13	42
ST. JOHN'S	W, 84-72	43-40	28-61	.459	6-18	.333	22-26	.846	20	29	49	20-0	16	22	6	3	17
N. CAROLINA A&T	W, 104-64	51-33	37-68	.544	9-21	.429	21-28	.750	15	28	43	18-0	21	11	5	7	35
BETHUNE-COOKMAN	W, 96-54	39-14	31-63	.492	6-14	.429	28-37	.757	19	25	44	18-0	19	11	6	9	45
at Richmond	W, 68-62	26-26	25-49	.510	4-14	.286	14-23	.609	11	27	38	23-2	10	20	3	4	10
ELON	W, 98-56	48-24	34-62	.548	11-21	.524	19-24	.792	13	26	39	16-0	23	8	5	12	35
at Duke	L, 55-74	27-37	22-64	.344	4-18	.222	7-12	.583	19	26	45	18-0	7	18	6	8	13
MARYLAND	W, 81-72	32-27	22-58	.379	3-19	.158	34-42	.810	19	30	49	20-1	10	21	6	7	5
GEORGIA TECH	W, 73-66	39-36	21-54	.389	4-16	.250	27-35	.771	14	34	48	18-2	10	13	8	2	11
at Virginia	L, 75-85	41-43	25-55	.455	5-17	.294	20-29	.690	15	19	34	26-0	11	15	5	8	10
FLORIDA STATE	W, 71-60	27-23	21-50	.420	8-21	.381	21-27	.778	12	29	41	13-0	14	19	1	5	23
at Clemson	W, 81-60	37-32	25-50	.500	9-19	.474	22-31	.710	13	25	38	18-0	19	10	4	7	13
at North Carolina	W, 79-75	35-29	27-56	.482	3-14	.214	22-28	.786	16	31	47	18-1	9	21	6	3	7
NC STATE	W, 73-58	31-35	27-48	.563	5-16	.313	14-17	.824	12	22	34	16-0	17	12	2	3	6
at Marquette	L, 61-68	26-29	22-66	.333	4-19	.211	13-14	.929	23	25	48	22-1	9	17	4	6	12
DUKE	W, 94-80 2ot	39-35	31-60	.517	3-10	.300	29-39	.744	15	35	50	27-3	15	24	5	1	32
at Maryland	L, 67-90	31-41	20-57	.351	7-23	.304	20-26	.769	10	14	24	26-1	14	11	5	7	14
at Georgia Tech	W, 75-67	36-30	27-51	.529	4-12	.333	17-23	.739	12	23	35	16-0	12	13	6	8	22
VIRGINIA	W, 75-71	30-35	26-54	.481	4-15	.267	19-25	.760	9	19	28	18-0	17	10	3	8	12
at Florida State	W, 60-56	31-29	21-53	.396	7-21	.333	11-12	.917	10	34	44	12-0	15	20	6	6	14
CLEMSON																	
NORTH CAROLINA																	
at NC State																	
ACC Tournament																	

u opponents

Opponent	Result	Halftime	FG-FGA	PCT	3PT-3PA	PCT	FT-FTA	PCT	O	D	REB	PF	A	TO	BS	ST	Bench
YALE	L, 61-73	29-41	23-55	.418	8-22	.364	7-11	.636	10	21	31	20-0	13	20	3	9	21
TEMPLE	L, 76-83	28-42	28-70	.400	15-38	.395	5-8	.625	14	22	36	23-2	11	8	2	6	12
at Wisconsin	L, 80-90	29-39	28-56	.500	9-24	.375	15-24	.625	9	18	27	21-0	16	13	2	6	15
SMU	L, 49-73	21-43	16-48	.333	3-17	.176	14-22	.636	6	20	26	19-0	9	16	3	8	16
SC STATE	L, 57-100	24-51	22-65	.338	4-18	.222	9-14	.643	15	16	31	23-1	11	20	2	8	19
ST. JOHN'S	L, 72-84	40-43	27-67	.403	9-27	.333	9-19	.474	15	16	31	24-2	11	12	6	11	15
N. CAROLINA A&T	L, 64-104	33-51	23-60	.383	8-23	.348	10-16	.625	12	21	33	24-1	13	18	0	3	30
BETHUNE-COOKMAN	L, 54-96	14-39	17-50	.340	2-7	.286	18-26	.692	10	18	28	26-3	8	17	4	8	11
at Richmond	L, 62-68	26-26	19-54	.352	4-19	.211	20-30	.667	13	18	31	21-1	12	11	3	8	21
ELON	L, 56-98	24-48	19-56	.339	6-16	.375	12-19	.632	15	17	32	17-0	13	17	1	4	30
at Duke	W, 74-55	37-27	27-57	.474	10-20	.500	10-15	.667	8	23	31	18-0	18	12	6	8	30
MARYLAND	L, 72-81	27-32	26-68	.382	8-21	.381	12-18	.667	15	21	36	26-0	15	17	6	9	36
GEORGIA TECH	L, 66-73	36-39	25-70	.357	6-24	.250	10-15	.667	15	23	38	28-1	14	12	4	7	11
at Virginia	W, 85-75	43-41	30-59	.508	8-20	.400	17-27	.630	15	17	32	24-0	19	13	3	7	17
FLORIDA STATE	L, 60-71	23-27	25-63	.397	6-24	.250	4-7	.571	11	19	30	21-0	9	14	1	9	15
at Clemson	L, 60-81	32-37	23-58	.397	10-23	.435	4-12	.333	16	16	32	27-1	15	14	4	4	18
at North Carolina	L, 75-79	29-35	25-67	.373	10-34	.294	15-23	.652	14	16	30	23-0	12	11	8	10	15
NC STATE	L, 58-73	35-31	21-54	.389	6-26	.231	10-12	.833	12	12	24	16-0	9	8	0	8	13
at Marquette	W, 68-61	29-26	21-57	.368	3-15	.200	23-28	.821	15	20	35	16-0	12	12	5	12	3
DUKE	L, 80-94 2ot	35-39	23-73	.315	6-31	.194	28-37	.757	19	18	37	37-5	4	16	4	5	34
at Maryland	W, 90-67	41-31	28-56	.500	7-18	.389	27-30	.900	15	29	44	22-0	17	13	7	6	17
at Georgia Tech	L, 67-75	30-36	24-63	.381	10-24	.417	9-13	.692	18	14	32	20-2	14	14	6	5	4
VIRGINIA	L, 71-75	35-30	26-50	.520	9-1	.529	10-18	.556	8	23	31	22-0	13	18	0	4	9
at Florida State	L, 56-60	29-31	20-68	.294	10-29	.345	6-8	.750	13	19	32	14-0	12	11	1	10	12
CLEMSON																	
NORTH CAROLINA																	
at NC State																	
ACC Tournament																	

Miscellaneous STATISTICS

wake forest's record when...

At home	14-0
On road	6-4
At neutral sites	0-0
In overtime	1-0
In games decided by 3 points or less	0-0
In games decided by 3-5 points	3-0
In games decided by 6-10 points	6-2
In games decided by 11-20 points	5-1
In games decided by 20-plus points	6-1
Scoring first	11-2
Leading at half	17-0
Tied at half	1-0
Trailing at half	2-4
Leading with 10:00 remaining	17-0
Trailing with 10:00 remaining	2-3
Leading with 5:00 remaining	19-0
Trailing with 5:00 remaining	1-4
WFU shoots 50% or better	8-0
WFU shoots less than 50%	12-4
WFU shoots better than opponent	18-0
Opponent shoots 50% or better	2-2
Opponent shoots less than 50%	18-2
WFU out-rebounds opponent	19-3
Opponent out-rebounds WFU	1-1
WFU shoots 70% or better from FT line	18-2
WFU has more FT attempts	17-1
Opponent has more FT attempts	2-2
WFU shoots 40% or better from 3-pt range	5-0
WFU has more turnovers than opponent	12-3
WFU has less turnovers than opponent	8-1
WFU scores 100-plus points	2-0
WFU scores 90-99 points	4-0
WFU scores 80-89 points	4-0
WFU scores 70-79 points	8-1
WFU scores 60-69 points	2-2
WFU scores 50-59 points	0-1
Opponent scores 90-plus points	0-1
Opponent scores 80-89 points	2-1
Opponent scores 70-79 points	5-1
Opponent scores 60-69 points	7-1
Opponent scores 50-59 points	5-0
Opponent scores less than 50 points	1-0
On Mondays	1-1
On Tuesdays	2-0
On Wednesdays	5-0
On Thursdays	3-1
On Fridays	0-0
On Saturdays	3-0
On Sundays	6-2
In November	1-0
In December	7-0
In January	6-2
In February	6-2
In March	0-0
Wearing white uniforms	14-0
Wearing gold uniforms	0-0
Wearing black uniforms	6-4
On ESPN or ESPN 2	5-1
On ABC	0-1
On CBS	0-0
On Fox Sports/Fox Net South	7-1
On Raycom-Jefferson Pilot	3-0

miscellaneous streaks

Current streak	Won 3
Homecourt streak	Won 15
Neutral court streak	Lost 1
Road streak	Won 2
Consecutive games with a 3-point field goal	354

u deacon starting lineups (w-l)

Forward	Forward	Center	Guard	Guard	W-L
Howard	Danelius	E. Williams	Downey	Gray	10-0
Howard	Danelius	E. Williams	Downey	Levy	9-4
Howard	Ellis	E. Williams	Downey	Levy	1-0

u attendance

G	Total	Average
Home	14 141,540	10,110
Away	10 118,144	11,814
Neutral	0 -	-
Total	24 259,684	10,820

u miscellaneous WFU Opponents

3-second violations	3	4
5-second violations	3	2
10-second violations	0	0
Lane violations	2	1
Defensive goal tending	4	0
Offensive goal tending	2	2
Shot clock expired	6	7
4-point plays	0	0
Jump balls controlled	9	16
Technical fouls (players)	2	2
Technical fouls (bench)	0	4

u double-figure scoring

Josh Howard	21
Vytas Danelius	16
Taron Downey	14
Eric Williams	11
Justin Gray	8
Jamaal Levy	7
Trent Strickland	4
Chris Ellis	2

u double-figure rebounding

Josh Howard	8
Jamaal Levy	6
Eric Williams	3
Vytas Danelius	3
Chris Ellis	1

u double-doubles

Josh Howard	8
Vytas Danelius	3
Jamaal Levy	3
Eric Williams	2

u four-point plays

none	
TOTALS	0
Opponents	0

u ejected players

TOTALS	0
Opponents	1

u technical foul free throws

Vytas Danelius	7-8
Taron Downey	4-4
TOTALS	11-12
Opponents	3-4

u dunks

Vytas Danelius	26
Josh Howard	26
Eric Williams	12
Trent Strickland	7
Jamaal Levy	7
Chris Ellis	4
TOTALS	82
Opponents	39

u charges drawn

Trent Strickland	13
Josh Howard	9
Justin Gray	6
Taron Downey	2
Vytas Danelius	1
Eric Williams	1
TOTALS	32
Opponents	23

u games missed because of injury

Justin Gray	8
Steve Lepore	8
Scott Benken	2