



2005 COUGAR TRACK & FIELD

# RECORDS & HISTORY



# WASHINGTON LEGENDS

## Whitney Evans

NCAA Champion,  
Eight-time All-American,  
Three-time Pac-10  
Champion



## Bernard Lagat

2004 Olympian  
(Silver medal), 2000  
Olympian (Bronze),  
NCAA Indoor and  
Outdoor Champion,  
NCAA Indoor Male  
Athlete of the Year,  
Pac-10 Athlete of  
the Year



## Jennifer Robertson Bravard

Three-time  
All-American,  
Pac-10  
Champion



## Ellannee Richardson

Five-time All-American,  
Three-time Pac-10 Champion



## Laura Lavine

Two-time  
NCAA  
Champion,  
WSU record  
holder



## Lee Orr

1936  
Olympian,  
NCAA Champion,  
World Record holder,  
Collegiate record  
holder

# STATE

# Track & Field



## Henry Rono

1976 Olympian, World Record holder, NCAA Champion, six collegiate records



## Celestine N'Drin

1984 and 1988 Olympian, NCAA All-American, Pac-10 Champion

## John Van Reenen

World Record holder, NCAA Champion



## Julius Korir

1984 Olympic Steeplechase Champion, 1984 NCAA 5k Champion



## Connie Eckl

All-American, WSU heptathlon former record holder

## John Ngeno

1976 Olympian, Collegiate Record holder, NCAA Champion



## Wes Foster

Six-time Conference Champion




## Gabriel Tiacoh

1984 Olympian (Silver medal), NCAA Champion, Collegiate record holder

## Gerry Lindgren

1964 Olympian, American and World Record holder, NCAA Champion, USTCA Hall of Fame





# INDOOR ALL-AMERICANS



## WOMEN

1984	<b>Mary Moore</b>	<b>High Jump</b>
1985	<b>Mary Moore</b>	<b>High Jump</b>
	Camille Rivard	800 Meters
1986	Camille Rivard	1000 Meters
1987	Mary Moore	High Jump
	Pam Qualls	55 Meters
1991	Georgette Reed	Shot Put
1992	Jennifer Carpenter	800 Meter
1997	Francesca Green	Long Jump
1999	Whitney Evans	High Jump
2002	Tamara Diles	Pole Vault
	Whitney Evans	High Jump
2003	Whitney Evans	High Jump
	Tiffany Giles	1600m Relay
	Monique Jessie	1600m Relay
	Angelita Green	1600m Relay
	Ellannee Richardson	1600m Relay



Whitney Evans, eight-time All-American, the most decorated female student-athlete in WSU history.

## MEN

1965	<b>Bob Yard (NCAA)</b>	<b>Pole Vault</b>	1985	<b>Peter Koech</b>	<b>3000m</b>
1966	Chris Westman	2-Mile		James Cunningham	High Jump
	<b>Gerry Lindgren (NCAA)</b>	<b>2-Mile</b>		Dimitrios Koutsoukis	Shot Put
1967	<b>Gerry Lindgren</b>	<b>2-Mile</b>		Tore Gustafsson	35-lb. Wt.
1968	<b>John van Reenen</b>	<b>Shot Put</b>	1986	<b>Tore Gustafsson (NCAA)</b>	<b>35-lb. Wt.</b>
	Gerry Lindgren	2-Mile		Dimitrios Koutsoukis	Shot Put
1974	<b>John Ngeno (NCAA)</b>	<b>3-Mile</b>	1987	Jacinto Navarrete	3000m
1975	Joshua Kimeto (fr.)	2-Mile		Stefan Jonsson	35-lb. Wt.
	<b>John Ngeno (NCAA)</b>	<b>3-Mile</b>		Greg Jones	High Jump
1976	Lee Braach	High Jump	1988	Stefan Jonsson	35-lb. Wt.
	Samson Kimombwa	3-Mile		John Billingsley	35-lb. Wt.
	<b>John Ngeno</b>	<b>3-Mile</b>	1989	E. J. Guo	3000m
	Joshua Kimeto	2-Mile		John Billingsley	35-lb. Wt.
1977	James Brewster	1000 Yard		Tony Li	55m Hurdles
	Brian Worden	Pole Vault	1990	<b>Tony Li (NCAA)</b>	<b>55m Hurdles</b>
	<b>Ian Campbell</b>	<b>Triple Jump</b>		E. J. Guo	5000m
	Samson Kimombwa	3-Mile	1991	<b>Augustin Olobia</b>	<b>55m</b>
	<b>Henry Rono (NCAA)</b>	<b>2-Mile</b>		<b>Tony Li</b>	<b>55m Hurdles</b>
	Henry Rono	1-Mile		Samuel Kibiri	1-Mile
	Joshua Kimeto	2-Mile	1992	<b>Josephat Kapkory</b>	<b>3000m</b>
	Paul Buxton (fr.)	35-lb. Wt.		Augustin Olobia	55m
1978	<b>Ian Campbell (NCAA)</b>	<b>Triple Jump</b>	1994	<b>Josephat Kapkory (NCAA)</b>	<b>3000m</b>
	Henry Rono	1-Mile		Christos Pallakis	Pole Vault
	Joel Cheruiyot (fr.)	3-Mile	1997	Eric Kamau, Guillermo Macias,	
	Henry Rono	2-Mile		Rasto Kiplangat,	
	Jim Jesernig	35-lb. Wt.		Bernard Lagat	Distance Medley Relay
1979	Brian Goodman	Pole Vault	1998	Bernard Lagat	3000m
1980	Jeff Ramsey	600 Yard	1998	Ian Waltz	Shot Put
	Georges Kablan	Mile Relay	1998	Arend Watkins	55m Hurdles
	Gerald Pawirodikromo	Mile Relay	1998	<b>Eric Kamau, Guillermo Macias,</b>	
	John Avognan	Mile Relay		<b>Rasto Kiplangat,</b>	
	Jeff Ramsey	Mile Relay		<b>Bernard Lagat (NCAA)</b>	Distance Medley Relay
1981	Joseph Taiwo	Triple Jump	1999	Arend Watkins	60m Hurdles
	Sotirios Moutsanas	1000 Yard		<b>Bernard Lagat</b>	<b>Mile</b>
	Jeff Ramsey	Mile Relay		<b>Bernard Lagat</b>	<b>3000m</b>
	Georges Kablan	Mile Relay	2000	Ian Waltz	Shot Put
	John Avognan	Mile Relay		Demetrius Murray	Triple Jump
	Chris Whitlock	Mile Relay	2001	Benson Jones	Long Jump
1982	Richard Tuwei (fr.)	1-Mile	2002	Anson Henry	60m
	Sotirios Moutsanas	1000 Yard	2003	Kurtiss Dille	High Jump
	Doug Nordquist	High Jump	2004	Danny Wolf	3000m
	Joseph Taiwo	Triple Jump		Tim Gehring	Shot Put
	Peter Koech (fr.)	2-Mile		Matt Mason	Long Jump
1983	Richard Tuwei	1000 Yard			
	Richard Tuwei	1-Mile			
	Peter Koech	2-Mile			
	Joseph Taiwo	Triple Jump			
1984	Dimitrios Koutsoukis	Shot Put			
	Joseph Taiwo	Triple Jump			
	Francis Doodoo	Triple Jump			
	Peter Koech (NCAA)	3000m			
	Brent Harken	High Jump			

Bold Type = NCAA Champion

(NCAA) = NCAA Meet Record

# INDOOR RECORDS



## Women's Indoor Records

Event	Athlete	Record	Site	Year
55m	Pam Reynolds	6.87	Okla. City	1987
60m	Francesca Green	7.45	Lincoln	1999
200m	Tamika Brown	23.98	Reno	1998
400m	Tiffany Giles	54.08	Boise	2003
800m	Jennifer Carpenter	2:06.62	Notre Dame	1992
1000m	Camille Rivard	2:44.80	Okla. City	1986
Mile	Kari Jonassen	4:50.70	Eugene	1985
3000m	Anna Blue	9:42.22	Boise	2003
5000m	Anna Blue	16:35.18	Seattle	2003
55m H	Agneta Rosenblad	7.68	Moscow	2001
60m H	Agneta Rosenblad	8.26	Moscow	2001
1600m Relay	T. Giles, M. Jessie, A. Green, E. Richardson	3:35.49	Fayetteville	2003
Medley Relay	H. Smith, E. Reed, A. Green, A. Blue	11:49.33	Moscow	2002
High Jump	Mary Moore	6-3 (1.905m)	Syracuse	1985
Pole Vault	Tamara Diles	14-3 1/4 (4.35m)	Reno	2002
Long Jump	Agneta Rosenblad	21-0 1/2 (6.41m)	Flagstaff	2001
Triple Jump	Blessing Ufodiama	42-3 1/2 (12.89m)	Lincoln	2004
Shot Put	Georgette Reed	52-5 1/4 (15.98m)	Indianapolis	1991
20# Weight	Marie Muai	63-6 3/4 (19.37m)	Seattle	2004
Pentathlon	Diana Pickler	3,913 points	Seattle	2004

## Men's Indoor Records

Event	Athlete	Record	Site	Year
55m	Augustin Olobia	6.14	Indianapolis	1991
60m	Anson Henry	6.65	Fayetteville	2002
200m	Anthony Buchanan	21.07	Flagstaff	2002
400m	Georges Kablan	46.1	Moscow	1981
800m	Bernard Lagat	1:47.07	Reno	1999
1000m	Themis Kyriakides	2:25.5	Moscow	1986
Mile	Bernard Lagat	3:55.65	Indianapolis	1999
3000m	Henry Rono	7:43.2	San Diego	1980
5000m	John Ngeno (CR)	13:34.6	Portland	1976
55m Hurdles	Tony Li	7.08	Indianapolis	1991
60m Hurdles	Kip Ngeno	7.69	Portland	1975
1600m Relay	John Avognan, Chris Whitlock, Jeff Ramsay, Georges Kablan	3:11.1	Moscow	1981
Medley Relay	Eric Kamau, Guillermo Macias, Rasto Kiplangat, Bernard Lagat (WR) (CR)	9:29.54	Indianapolis	1998
High Jump	Greg Jones	7-6 1/2 (2.30m)	San Diego	1987
Pole Vault	Christos Pallakis	18-6 1/2 (5.65m)	Barcelona	1995
Long Jump	Matt Mason	26-6 1/4 (8.08m)	Seattle	2004
Triple Jump	Ian Campbell	55-8 1/4 (16.97m)	Detroit	1978
Shot Put	Dimitrios Koutsoukis	66-6 (20.27m)	Okla. City	1986
35-lb Weight	Tore Gustafsson	74-3 1/2 (22.64m)	Okla. City	1986
Heptathlon	Brandon Brownell	5,154 points	Seattle	2004

# INDOOR RECORDS

## Women's Freshman Indoor Records

Event	Athlete	Record	Year
55m	Pam Qualls	7.03	1986
60m	Tamara Gulley	7.65	2002
200m	Erin Reed	24.27	2001
400m	Erin Reed	55.13	2001
800m	Jennifer Bannon	2:11.34	1989
Mile	Jennifer Robertson	4:56.6	1989
3,000m	Kristin Liebich	10:00.67	1994
5,000m	Megan Maynard	17.47.72	1998
55m Hurdles	Tamara Gulley	7.82	2001
60m Hurdles	Tamara Gulley	8.44	2002
1600m Relay	Bree Skinner, Blessing Ufodiama, Angelita Green, Erin Reed	3:52.86	2001
Discus	Marie Muai	167-0 (50.90m)	2002
High Jump	Mary Moore	6-1 (1.86m)	1984
Pole Vault	Tamara Diles	14-3 1/4 (4.35m)	2002
Long Jump	Francesca Green	19-10 3/4 (6.06m)	1996
Triple Jump	Blessing Ufodiama	40-8 1/4 (12.40m)	2001
Shot Put	Shannon Rance	46-9 (14.25m)	2001
20# Weight	Brittany Hinchcliff	55-8 1/2 (17.28m)	2002
Pentathlon	Brittany Bekins	3,643 points	2004

## Men's Freshman Indoor Records

Event	Athlete	Record	Year
55m	Anthony Buchanan	6.30	2001
55m H	Arend Watkins	7.23	1998
60m	Anthony Buchanan	6.76	2001
60m H	Darion Powell	8.23	2002
200m	Anthony Buchanan	21.40	2001
300m IH	Mark MacDonald	37.74	1989
400m	Kris Durr	47.64	1984
800m	David Francis	1:52.4	1971
	Sotirios Moutsanas	1:52.4	1981
1000m	Themis Kyriakides	2:25.5	1986
1500m	Henry Rono	3:41.5	1977
Mile	Henry Rono	3:59.2	1977
3000m	Henry Rono (NFR)	7:47.4	1977
5000m	Joel Cheruiyot (NFR)	13:48.8	1978
1600m Relay	Dan Brink, Ryan Wieseler, J.K. Haines, Qieed Ishmael	3:17.56	2001
Medley Relay	J. Ireland, D. Cason, J. Manthey, D. Wolf	10:05.44	2002
Discus	John van Reenen (NFR)(WR)	181-9 1/2/55.40m	1967
Hammer	Tony Tenisci (WR)(NFR)	191-6/58.38m	1969
High Jump	Brent Harken	7-2 3/4/2.20m	1981
Javelin	Carl O'Donnell	228-10/69.24m	1965
Long Jump	John Hurtin	24-6/7.47m	1983
Pole Vault	Tyson Byers	16-10 3/4/5.15m	2003
Shot Put	Paul Buxton	61-11 3/4/18.89m	1977
Triple Jump	Ian Campbell (NFR)	54-3/16.53m	1977
35-lb Weight	Paul Buxton (NFR)	65-7 3/4/20.01	1977
Heptathlon	Brandon Brownell	5,154 points	2004

## MPSF INDOOR WOMEN'S TEAM RESULTS

1993 - Reno	Did not participate
1994 - Reno	37.5 points (6th)
1995 - Reno	Did not participate
1997 - Reno	83 points (3rd)
1998 - Reno	100 points (2nd)
1999 - Reno	117 points (1st)
2000 - Reno	136.50 points (1st)
2001 - Flagstaff	125 points (3rd)
2002 - Flagstaff	113 points (3rd)
2003 - Boise	68 points (3rd)
2004 - Seattle	73 points (4th)

## MPSF INDOOR MEN'S TEAM RESULTS

1993 - Reno	Did not participate
1994 - Reno	39 points (8th)
1995 - Reno	Did not participate
1996 - Reno	57 points (4th)
1997 - Reno	78 points (3rd)
1998 - Reno	115 points (1st)
1999 - Reno	124 points (2nd)
2000 - Reno	82 points (4th)
2001 - Flagstaff	108.5 points (1st)
2002 - Flagstaff	117 points (2nd)
2003 - Boise	41 points (7th)
2004 - Seattle	50 points (7th)

## Mountain Pacific Sports Federation

Established in 1992, the Mountain Pacific Sports Federation (MPSF) unites the Big West, Pacific-10, Mountain West, Western Athletic and West Coast Conferences and other selected universities in the western United States, to provide championship competition for Division I intercollegiate Olympic sports in a conference setting. The MPSF was originally formed to provide enhanced competition and championship opportunities for sports without conference affiliation; to contain the costs of competition; and to ensure the survival of sports impacted by Title IX and other fiscal pressures.

# OUTDOOR ALL-AMERICANS



## WOMEN

1985	Conny Eckl	Heptathlon
1986	Conny Eckl	Heptathlon
	Pam Qualls Reynolds	200m
	Laura Lavine	Discus
	Camille Rivard	1500m
	Celestine N'Drin	800m
1987	Pam Qualls Reynolds	100m
	Pam Qualls Reynolds	200m
	Shaney Coe	Javelin
	<b>Laura Lavine</b>	<b>Discus</b>
1988	<b>Laura Lavine</b>	<b>Discus</b>
1989	Jennifer Robertson	3000m
1990	Celestine N'Drin	800m
	Jennifer Robertson	3000m
1991	Georgette Reed	Shot Put
1992	Jennifer Carpenter	800m
1993	Jennifer Bravard	3000m
	Chantal Brunner	Long Jump
1996	Francesca Green	Long Jump
1999	Ellannee Richardson	Heptathlon
	Whitney Evans	High Jump
	Whitney Evans	Heptathlon
	Mandy Borschowa	Discus
2000	Alishia Booterbaugh	800m
	Cicely Clinkenbeard	Triple Jump
	Molly Monroe	Javelin
2001	Whitney Evans	High Jump
	Jeannette Martus	Pole Vault
	Ellannee Richardson	Heptathlon
	Andrea Thornton	Discus
	Andrea Thornton	Hammer
2002	Whitney Evans	High Jump
	Ellannee Richardson	Heptathlon
2003	Anna Blue	5000m
	<b>Whitney Evans</b>	<b>High Jump</b>
	Ellannee Richardson	Heptathlon

## MEN

1909	Jack Nelson	100 Yard
	Jack Nelson	200 Yard
1921	Eldon Jenne (NCAA)	Pole Vault
1925	John Devine	2-Mile
1928	Wes Foster	100 Yard
1931	Homer Hein	Javelin
1934	George Theodoratos	Shot Put
1935	George Theodoratos	Shot Put
	Dwight Scheyer	Discus
1936	Loren Benke	440 Yd. IH
1937	<b>Loren Benke (NCAA)</b>	<b>440 Yard</b>
	Lee Orr	220 Yard
1939	Curt Ledford	220 Yard

	Bill Dale	880 Yard
	Mel Pettichord	220 Yard
1940	<b>Lee Orr</b>	<b>440 Yard</b>
1940	Dixie Garner	2-Mile
1947	Joe Nebolon	440 Yard
1951	Bill Parnell	1-Mile
	Clem Eischen	880 Yard
1952	Clint Richardson	Triple Jump
	Al Fisher	5,000m
1953	Clint Richardson	Long Jump
1954	Bob Gary	220 Yard
	Bob Gary	100 Yard
1955	Bob Gary	220 Yard
1959	Spike Arlt	120 Yd. HH
	Spike Arlt	440 Yd. IH
1960	Wayne Wilson	Pole Vault
1962	Eilif Fredriksen	Triple Jump
	Don Bertoia	880 Yard
1963	Jim Allen	440 Yd. IH
	Eilif Fredriksen	Triple Jump
1964	Bob Keppel	High Jump
	John Valiant	10,000m
	John Valiant	Steeplechase
1965	Chris Westman	6-Mile
	Bob Keppel	High Jump
	Chris Westman	3-Mile



*The Olympic Motto of Citius, Altius, Fortius - Faster, Higher, Stronger - was personified by the three Cougar All-Americans who participated in the 2004 Athens Games: Anson Henry (page 65) was a member of the Canadian 4x100m relay team, Ian Waltz (page 64) competed for the United States in the discus, and Bernard Lagat (above) won the Silver medal in the 1500m for Kenya after winning the Bronze medal in the same event at the 2000 Sydney Olympics.*

Bold Type = NCAA Champion (NCAA) = NCAA Meet Record

# OUTDOOR ALL-AMERICANS



1966	Gerry Lindgren (NCAA)	3-Mile
	Gerry Lindgren	6-Mile
	Chris Westman	3-Mile
1967	Gerry Lindgren	3-Mile
	Gerry Lindgren	6-Mile
1968	John van Reenen	Discus
	Gerry Lindgren (NCAA)	5,000m
	Gerry Lindgren	10,000m
	Carl O'Donnell	Javelin
	Boyd Gittins	400m Hurdles
	John van Reenen	Shot Put
1969	Jim Voss	High Jump
	Tony Tenisci (fr.)	Hammer
	Rick Riley	6-Mile
	Art Sandison	880 Yard
	<b>John van Reenen (NCAA)</b>	Discus
1970	Art Sandison	880 Yard
	John van Reenen	Shot Put
	Peter Wright	High Jump
	<b>John van Reenen</b>	Discus
1971	Phil Wash	Decathlon
1973	Dean Clark	Steeplechase
	John Ngeno (fr.)	3-Mile
1974	John Ngeno	3-Mile
	<b>John Ngeno</b>	6-Mile
1975	<b>John Ngeno</b>	3-Mile
	Kip Ngeno	120 Yd. HH
	John Ngeno	6-Mile

1976	<b>John Ngeno (NCAA)</b>	10,000m
	Samson Kimombwa (fr.)	5,000m
	John Ngeno	5,000m
	<b>Joshua Kimeto</b>	5,000m
	Ray Kimball	Triple Jump
1977	James Brewster	800m
	<b>Joshua Kimeto</b>	5,000m
	Henry Rono (fr.)	Steeplechase
	<b>Samson Kimombwa (NCAA)</b>	10,000m
	Paul Buxton (fr.)	Hammer
	Samson Kimombwa	5,000m
	Dwight Midles	Hammer
	Ian Campbell (fr.)	Triple Jump
1978	Samson Kimombwa	10,000m
	Ian Campbell	Triple Jump
	Josua Kimeto	5,000m
	<b>Henry Rono (NCAA)</b>	Steeplechase
	Samson Kimombwa	5,000m
	Gene Lorenzen	Javelin
1979	Jim Jesernig	Hammer
	Gene Lorenzen	Javelin
	Joel Cheruiyot	10,000m
	Paul Buxton	Hammer
	<b>Henry Rono</b>	Steeplechase
1980	Samson Kimombwa	10,000m
	Jim Jesernig	Hammer
1981	Joseph Taiwo	Triple Jump
	Greg Ernst	Pole Vault
1982	<b>Richard Tuwei (fr.)</b>	Steeplechase
	Peter Koech (fr.)	5,000m
	Brent Harken	High Jump
	Laslo Babits	Javelin
	Peter Koech	10,000m
	Joseph Taiwo	Triple Jump
	Tom Diehl	Javelin
	Tore Gustafsson	Hammer
	Ed VandeVoorde	Hammer
	Keith Collins	Decathlon
1983	Julius Korir (fr.)	Steeplechase
	Richard Tuwei	Steeplechase
	Tore Gustafsson	Hammer
	Laslo Babits	Javelin
	Peter Koech	10,000m
	Chris Whitlock	400m
	Brent Harken	High Jump
	Julius Korir	5,000m
	Richard Tuwei	5,000m
1984	Lee Gordon	100m
	Peter Koech	5,000m
	Peter Koech	10,000m
	<b>Julius Korir</b>	5,000m
	Julius Korir	Steeplechase
	Joseph Taiwo	Triple Jump



Ian Waltz

Bold Type = NCAA Champion


(NCAA) = NCAA Meet Record



# OUTDOOR ALL-AMERICANS



	Gabriel Tiacoh	400m			Chad McKinney	Javelin
	Francis Doodoo	Triple Jump			Matt Shaffer	Hammer
	Dimitrios Koutsoukis	Shot Put		1995	Christos Pallakis	Pole Vault
	Jan Johansson (fr.)	Javelin			Leo Slack	Decathlon
	James Cunningham	High Jump		<b>1996</b>	<b>Dominique Arnold</b>	<b>110mHH</b>
	Carlos Gambetta	Decathlon			Leo Slack	Decathlon
1985	Gabriel Tiacoh (NCAA)	400m		1997	Bernard Lagat	1500m
	Peter Koech	5,000m			Ian Waltz	Discus
	<b>Peter Koech</b>	<b>Steeplechase</b>			Ian Waltz	Shot Put
	<b>Tore Gustafsson (NCAA)</b>	<b>Hammer</b>		1998	Bernard Lagat	1500m
	Jan Johansson	Javelin			Hilary Mawindi	Triple Jump
	Randy Mendenhall	Javelin			Ian Waltz	Discus
	Dimitrios Koutsoukis	Shot Put			Ian Waltz	Shot Put
<b>1986</b>	<b>Gabriel Tiacoh</b>	<b>400m</b>			Arend Watkins	110m Hurdles
	Calvin Harris	800m		<b>1999</b>	<b>Bernard Lagat</b>	<b>5000m</b>
	Nathan Morris	Steeplechase			Bernard Lagat	1500m
	Tore Gustafsson	Hammer			Demetrius Murray	Triple Jump
	Dimitrios Koutsoukis	Shot Put		2000	Ian Waltz	Discus
	Jan Johansson	Javelin			Ian Waltz	Shot Put
	Mark Babich	Javelin		2001	Eric Dudley	400m Hurdles
	Jim Miller	Javelin			Arend Watkins	110m Hurdles
	<b>Julius Korir</b>	<b>Steeplechase</b>		2002	Anson Henry	100m
	Julius Korir	5,000m		2003	Eric Dudley	400m Hurdles
1987	Jim Miller	Javelin			Darion Powell	Decathlon
	Randy Mendenhall	Javelin		2004	Curt Borland	Javelin
	<b>Stefan Jonsson</b>	<b>Hammer</b>			Anthony Buchanan	100m
<b>1988</b>	<b>Stefan Jonsson</b>	<b>Hammer</b>				
	Greg Jones	High Jump				
	Patrik Johansson	Pole Vault				
	Simon Shirley	Decathlon				
	John Billingsley	Hammer				
1989	John Billingsley	Hammer				
	Kyle Unland	Hammer				
	Simon Shirley	Decathlon				
	Tony Li	110m Hurdles				
1990	Tony Li	110m Hurdles				
	Michael Joubert	400m				
<b>1991</b>	<b>George Ogbeide</b>	<b>Long Jump</b>				
	George Ogbeide	400m Relay				
	Tony Li	400m Relay				
	Benari Burroughs	400m Relay				
	Augustin Olobia	400m Relay				
	Augustin Olobia	100m				
	<b>Samuel Kibiri</b>	<b>Steeplechase</b>				
	Samuel Kibiri	1500m				
	Robert Price	Steeplechase				
	John Hill	Steeplechase				
	E. J. Guo	5,000m				
	E. J. Guo	10,000m				
1992	Mark Macdonald	400m Hurdles				
	Josephat Kapkory	5,000m				
	Matt Shafer	Hammer				
1994	Josephat Kapkory	10,000m				
	Patrick Muturi	10,000m				



Anson Henry

**Bold Type** = NCAA Champion

(NCAA) = NCAA Meet Record

# OUTDOOR RECORDS

## Women's Outdoor Records

Event	School	Mooberry Stadium	Pac-10
<b>100m</b>	11.52 Pam Reynolds 1987 Corvallis, Ore.	11.42 Angela Williams 2002 USC	10.97 Gail Devers 1987 UCLA
<b>200m</b>	23.30 Pam Reynolds 1987 Corvallis, Ore.	22.91 Brianna Glenn 2002 Arizona	22.33 Inger Miller 1993 UCLA
<b>400m</b>	52.04 Celestine N'Drin 1988 Seoul	52.29 Nakiya Johnson 1994 Arizona	50.33 Maicel Malone 1991 Arizona State
<b>800m</b>	2:02.99 Celestine N'Drin 1990 Durham, NC	2:03.79 Karen Bennett 1994 Arizona	1:58.51 B. Langerholc 2000 USC
<b>1500m</b>	4:14.69 Jennifer Bravard 1993 Seattle, Wash.	4:20.69 Kim Toney 1994 ASU	4:07.69 Lena Nilsson 2003 UCLA
<b>Mile</b>	4:51.10 Jennifer Bravard 1993 Stanford, Calif.	NA	4:50.68 Penny Graves 1987 Oregon
<b>3000m Steeplechase</b>	10:25.97 Megan Maynard 2001 Berkeley, Calif.	11:05.43 Megan Maynard 2001 WSU	9:46.43 Lisa Aguilera 2003 Arizona State
<b>5000m</b>	16:14.55 Anna Blue 2003 Stanford, Calif.	16:36.52 Brenda Sleewenhoek 1994 Arizona	15:15.48 Lauren Fleshman 2003 Stanford
<b>10,000m</b>	34:25.63 Anna Blue 2003 Walnut, Calif.	33:44.19 Kirsten O'Hara 1985 California	32:31.65 Amy Skieresz 1997 Arizona
<b>100m Hurdles</b>	13.48 Agneta Rosenblad 2001 Pullman, Wash.	13.31 Sau Ying Chan 1994 USC	12.61 Gail Devers 1988 UCLA
<b>400m Hurdles</b>	57.07 Randi Smith 2000 Denton, Texas	57.05 Lade Akinremi 1994 ASU	53.47 Janeene Vickers 1991 UCLA
<b>400m Relay</b>	44.50 A. Higgins, L. Mucker, E. Richardson, F. Green 1999 Tempe, Ariz	44.14 A. Williams, D. Page, N. Neal, K. Davis 2002 USC	43.14 USC 2000
<b>1600m Relay</b>	3:33.65 T. Giles, T. Gulley, M. Jessie, E. Richardson 2003 Stanford, Calif.	3:31.97 B. Ogunleye, A. McKinnon, S. Johnson, M. Henderson 2002 UCLA	3:28.08 USC 1999
<b>High Jump</b>	6-2 Mary Moore 1986 Walnut, Calif.	6-2 Carina Westover 1984 Oregon State	6-6 Amy Acuff 1994 UCLA
<b>Pole Vault</b>	13-3 Jeannette Martus 2001 Berkeley, Calif.	13-9 3/4 2002 Amy Linnen, Arizona Tracy O'Hara, UCLA Becky Holiday, Oregon	14-8 Becky Holiday 2003 Oregon
<b>Long Jump</b>	21-4 3/4 Agneta Rosenblad 2001 Berkeley, Calif.	21-5 3/4 Shu-Ahin 1988 China	22-2 1/2 Gail Devers 1988 UCLA
<b>Triple Jump</b>	42-10 1/4 Gail Clinkerbeard 2000 Eugene, Ore.	43-2 1/4 Roshanda Glenn 1994 UCLA	46-0 3/4 Sheila Hudson 1990 California
<b>Shot Put</b>	54-6 Georgette Reed 1991 Calgary, Canada	56-1 3/4 Valeyta Althouse 1994 UCLA	61-10 1/4 Valeyta Althouse 1995 UCLA
<b>Discus</b>	189-10 Laura Lavine 1988 Tucson, Ariz.	205-3 Ai-Lan Xing 1988 China	215-3 Aretha Hill 1998 Washington
<b>Hammer</b>	195-0 Andrea Thornton 2001 Stanford, Calif.	187-9 Andrea Thornton 2000 WSU	218-9 Julianna Tudja 2003 USC
<b>Javelin</b>	161-4 Molly Monroe 2000 Tucson, Ariz.	186-10 Inga Stasiulionyte 2002 USC	186-10 Inga Stasiulionyte 2002 USC
<b>Heptathlon</b>	5,839 Ellannee Richardson 2003 Sacramento, Calif.	5,821 Ellannee Richardson 2002 WSU	6,132 Gea Johnson 1990 Arizona State

## Men's Outdoor Records

Event	School	Mooberry Stadium	Pac-10
<b>100m</b>	10.17 Anson Henry 2002 Walnut, Calif.	10.27 George Ogbeide 1991 WSU	9.90 Ato Bolden 1996 UCLA
<b>200m</b>	20.52 Anson Henry 2002 Pullman, Wash.	20.42* Lennox Miller 1969 USC	19.80 Ato Boldon 1996 UCLA
<b>400m</b>	44.30 Gabriel Tiacoh 1986 Los Angeles, Calif.	45.24 Gabriel Tiacoh 1984 WSU	43.50 Quincy Watts 1992 USC
<b>800m</b>	1:45.4 Art Sandison 1969 Knoxville, Tenn.	1:45.12 Joaquim Cruz 1984 Oregon	1:41.77 Joaquim Cruz 1984 Oregon
<b>1500m</b>	3:34.48 Bernard Lagat 1998 Stuttgart, Germany	3:42.29 Jim Hill 1984 Oregon	3:34.48 Bernard Lagat 1998 WSU
<b>Mile</b>	3:57.84 Samuel Kibiri 1991 Stanford, Calif.	4:01.9 Jim Johnson 1972 Washington	3:53.00 Joaquim Cruz 1984 Oregon
<b>3000m Steeplechase</b>	8:05.4 Henry Rono 1978 Seattle, Wash.	8:24.4 Henry Rono 1978 WSU	8:05.4 Henry Rono 1978 WSU
<b>5000m</b>	13:06.2 Henry Rono 1981 Knarvik	13:38.2 Joel Cheruiyot 1978 WSU	13:08.4 Henry Rono 1981 WSU
<b>10,000m</b>	27:22.5 Henry Rono 1978 Vienna, Austria.	28:53.3 S. Kimombwa 1980 WSU	27:22.47 Henry Rono 1978 WSU
<b>110m Hurdles</b>	13.37 Tony Li 1991 Sapporo, Japan	13.62 Tony Li 1990 WSU	13.22 Greg Foster 1978 UCLA
<b>400m Hurdles</b>	49.27 Boyd Gittins 1968 S. Lake Tahoe, Calif.	49.69 Rob Cassleman 1983 PCC	47.72 Kevin Young 1988 UCLA
<b>400m Relay</b>	39.24 G. Ogbeide, T. Li, B. Burroughs, A. Olobia 1991 Eugene, Ore.	39.17 F. Heard, L. Burrell, D. Mitchell, J. Simpson 1985 USA Juniors	38.44 (A) USC 1967
<b>1600m Relay</b>	3:05.58 L. Gordon, C. Harris, D. Livingston, G. Tiacoh 1985 Tucson, Ariz.	3:06.03 L. Parham, S. Amoo, P. Lopez, S. Fitch 2002 Arizona State	3:02.68 USC 1988
<b>High Jump</b>	7-7 Brent Harken 1984 Rome, Italy	7-6 3/4 Dothel Edwards 1985 USA Juniors	7-7 1/4 Del Davis 1982 UCLA
<b>Pole Vault</b>	18-0 1/2 Patrik Johansson 1989 Oslo 18-0 1/2 Christos Pallakis 1995 Knoxville	18-2 1/2 Nick Hysong 1994 ASU	18-9 1/4 Toby Stevenson 2000 Stanford
<b>Long Jump</b>	27-0 1/2 George Ogbeide 1991 Cottbus, Germany	26-4 3/4 Randy Williams 1975 USC	27-4 1/2 R. Williams 1972 USC
<b>Triple Jump</b>	56-4 3/4 Joseph Taiwo 1984 Lagos, Nigeria	54-11 3/4 Ian Campbell 1978 WSU	56-4 3/4 Joseph Taiwo 1984 WSU
<b>Shot Put</b>	67-6 3/4 D. Koutsoukis 1986 Indianapolis, Ind.	69-2 John Brenner 1984 UCLA	72-2 1/4 John Godina 1995 UCLA
<b>Discus</b>	211-5 Ian Waltz 1998 Salinas, Calif.	208-10 John van Reenen 1970 WSU	216-2 Dean Crouser 1983 Oregon
<b>Hammer</b>	255-1 Tore Gustafsson 1986 Pullman, Wash.	255-1 Tore Gustafsson 1986 WSU	268-10 Balazs Kiss 1995 USC
<b>Javelin</b>	257-2 Stephan Wikstrom 1990 Pullman, Wash.	257-2 Stephan Wikstrom 1990 WSU	268-7 Esko Mikkola 1998 Arizona
<b>Decathlon</b>	8,036 Simon Shirley 1988 Seoul, S. Korea	8,267 Dan O'Brien 1990 Moscow, USA	8,322 Mike Ramos 1986 Washington

# OUTDOOR RECORDS



## Women's Freshman Outdoor Records

Event	Athlete	Mark/Time	Site	Year
100m	Pam Qualls	11.61	Pullman	1986
	Francesca Green	11.61	Los Angeles	1996
200m	Pam Qualls	23.36	Indianapolis	1986
400m	LaTroya Mucker	53.90	Seattle	1997
800m	Celestine N'Drin	2:03.10	Indianapolis	1986
1500m	Jennifer Robertson	4:23.33	Los Angeles	1989
3000m	Jennifer Robertson	9:18.36	Eugene	1989
3000m Stplch	Kayle Peterson	11:03.41	Berkeley	2004
5000m	Jennifer Robertson	16:36.14	Stanford	1989
10,000m	Kristin Liebich	36:34.08	Tempe	1994
100m Hurdles	Ellanee Richardson	13.69	Eugene	1999
400m Hurdles	Janice Farwell	58.51	Eugene	1986
High Jump	Mary Moore	6-1 1/4 (1.86m)	Los Angeles	1984
Pole Vault	Tamara Diles	13-2 1/4 (4.02m)	Long Beach	2001
Long Jump	Francesca Green	20-10 1/2 (6.36m)	Los Angeles	1996
Triple Jump	Cicely Clinkenbeard	41-9 1/4 (12.73m)	Stanford	1998
Shot Put	Shannon Rance	49-3 (15.01m)	Austin	2001
Discus	Mandy Borschowa	188-8 (57.52m)	Pullman	1999
Hammer	Brittany Hinchcliffe	184-10 (56.33m)	Pullman	2002
Javelin	Casey Lektorich	155-4 (47.36m)	Tucson	2000
Heptathlon	Ellanee Richardson	5,678	Boise	1999

## Men's Freshman Outdoor Records

Event	Athlete	Mark/Time	Year
100m	Anthony Buchanan	10.28	2001
200m	Jaycee Robertson	21.34	2004
400m	Kris Durr	45.84	1984
800m	Gerald Pawirodikromo	1:47.5	1978
1500m	Peter Koech	3:38.46	1982
Mile	David Francis	4:05.2	1971
3000m	Peter Koech (NFR)	7:39.09	1982
3000m Stplch	Julius Korir (NFR)	8:20.02	1983
5000m	Peter Koech (NFR)	13:09.50	1982
10,000m	Henry Rono (NFR)	27:37.1	1977
110m Hurdles	Arend Watkins	13.82	1998
400m Hurdles	Mark Macdonald	51.20	1989
High Jump	Brett Lowery	7-3 (2.21m)	1983
Pole Vault	Patrik Johansson	17-8 1/2 (5.40m)	1988
Long Jump	Demetrios Araouzos	25-0 3/4 (7.64m)	1983
Triple Jump	Ian Campbell	54-5 1/2 (16.60m)	1977
Shot Put	Paul Buxton	62-2 1/4 (18.95m)	1977
Discus	Ian Waltz	189-7 (57.78m)	1996
Hammer	Paul Buxton (NFR)	227-6 (69.34m)	1977
Javelin	Chad McKinney	221-10 (67.66m)	1990
Decathlon	Simon Shirley	7,584 pts	1986

NFR = National Freshman Record



*Ellanee Richardson*

*Current assistant coaches Richardson and Macdonald had record-setting freshman years at WSU.*



*Mark Macdonald*

# PACIFIC-10 CHAMPIONS

## Women's Pac-10 Champions

1987	Laura Lavine	Discus	189-7
1987	Celestine N'Drin	800m	2:05.13
1988	Laura Lavine	Discus	186-2
1989	Celestine N'Drin	400m	53.01
1989	Jennifer Bannon	800m	2:07.47
1989	Jennifer Robertson	3000m	9:26.79
1989	Jennifer Robertson	5000m	16:36.14
1990	Celestine N'Drin	800m	2:04.05
1992	Jennifer Carpenter	1500m	4:26.42
1993	Chantal Brunner	Long Jump	20-4 1/4
1996	Francesca Green	Long Jump	20-10 1/2
1998	Francesca Green	Long Jump	20-6 1/2
1999	Cicely Clinkenbeard	Triple Jump	42-8 1/4w
1999	A. Higgins, L. Mucker E. Richardson, F. Green	4x100 Relay	44.50
2000	Molly Monroe	Javelin	152-7
2001	Whitney Evans	High Jump	5-10 3/4
2001	Ellannee Richardson	Heptathlon	5578 pts
2001	Agneta Rosenblad	Long Jump	21-4 3/4
2002	Whitney Evans	High Jump	5-11 1/4
2002	Ellannee Richardson	Heptathlon	5821 pts
2003	Ellannee Richardson	Heptathlon	5766 pts
2003	Whitney Evans	High Jump	5-11 1/2

## Men's Pac-10 Champions


1919	Charles Smith	2-Mile	9:59.4
1919	Eldon Jenne	Pole Vault	11-8
1919	Overman Howell	120 Yd. HH	15.4
1920	Charles Smith	2-Mile	9:53.8
1920	Eldon Jenne	Pole Vault	13-0 3/8
1921	Eldon Jenne	Pole Vault	12-0
1928	Wes Foster	100 Yd. Dash	9.9
1928	Wes Foster	220 Yd. Dash	21.6
1929	Ben Herron	Pole Vault	12-6
1929	Wes Foster	100 Yd. Dash	10.1
1929	Wes Foster, Ken Kelly, Jack Mooberry, True Ouillette	Mile Relay	3:23.0
1930	Wes Foster	100 Yd. Dash	10.1
1930	Wes Foster	220 Yd. Dash	21.8
1930	Rex Taylor	880 Yd.	1:57.8
1930	Homer Hein	Javelin	198-3 3/8
1931	Al Crosetto	2-Mile	9:38.5
1932	Ken Wills	1500m	3:59.6
1932	Al Crosetto	5000m	15:53.5n
1932	Arthur Crews	Javelin	199-3
1932	Max Boone	Pole Vault	13-0
1932	George Martin	Long Jump	23-8
1932	Carville Sparks, Huntley Gordon, Milford Schultz	High Jump	6-0
1933	Ken Leendersten	880 Yd.	1:57.1
1933	Max Boone	Pole Vault	12-0 5/8
1934	Roy Carriker	Mile	4:24.6
1934	George Theodoratos	Shot Put	52-0 7/8
1934	Ron Kelly	120 Yd. HH	14.7

1934	Ted Christoffersen, Lawrence Giles	High Jump	6-0 3/4
1935	Harry Nettleton	440 Yd. Dash	49.40
1935	George Theodoratos	Shot Put	50-0 3/8
1935	Dwight Sceyer	Discus	150-4
1935	Harry Nettleton, Ken Leendersten, Delmar Farley, Loren Benke	Mile Relay	3:20.3
1935	Leslie Darr	Pole Vault	12-6
1935	Loren Benke	Long Jump	23-8 1/2
1935	Loren Benke	220 Yd. LH	23.2
1937	Lee Orr, Jack Orr, Harry Nettleton, Loren Benke (WR)(CR)	Mile Relay	3:12.3
1938	Mel Pettichord, Robert Littlejohn, Curt Ledford, Lee Orr	Mile Relay	3:15.0
1939	Dixie Garner	2-Mile	9:22.1
1939	Lee Orr	220 Yd. Dash	21.2
1939	Bill Dale	880 Yd.	1:54.6
1940	Lee Orr (1-t)	440 Yd.	46.9
1940	Dixie Garner	2-Mile	9:12.5
1941	Pat Haley	220 Yd. LH	23.7
1941	Noel Williams	2-Mile	9:23.8
1941	Bill Dale	880 Yd.	1:51.7
1945	Roy Nuckolls (fr.)	Mile	4:35.3
1945	Darroll Waller, Vince Hanson	High Jump	5-7
1948	Robert Selfridge	2-Mile	9:35.5
1949	Richard Paeth	2-Mile	9:29.3
1952	Al Fisher	2-Mile	9:24.7
1952	Bob Gary (fr.)	100 Yd. Dash	9.9
1952	Eric Roberts	High Jump	6-5 7/8
1953	Al Fisher	2-Mile	9:17.8
1953	Howard McCants	High Jump	6-6
1954	Bill Link	880 Yd.	1:54.4
1954	Bob Gary	220 Yd. Dash	21.5
1955	Bob Gary	100 Yd. Dash	9.9
1955	Bob Gary	220 Yd. Dash	21.2
1959	Dick Rubenser	Javelin	229-9 1/2
1963	Eilif Fredricksen	Triple Jump	48-10 1/2
1964	Bill Self	Pole Vault	15-9 1/2
1964	Buck Kipe	Javelin	237-2
1964	Jim Allen	440 Yd. IH	51.9
1964	Chris Westman	3-Mile	13:53.1
1965	Richard Hickman	100-Yd. Dash	9.6
1966	Gerry Lindgren	3-Mile	13:12.8
1966	Bob Keppel	High Jump	6-9
1966	Gerry Lindgren	3-Mile	13:37.5
1968	John van Reenen	Discus	194-10
1968	Gerry Lindgren	3-Mile	13:29.6
1968	Rod Dahl	Steeplechase	9:02.6
1969	Stu Hunnings	Javelin	257-8
1969	John van Reenen	Discus	194-1
1969	Larry Almberg	Steeplechase	8:51.6
1969	Art Sandison	880 Yd.	1:48.9
1970	Art Sandison	880 Yd.	1:48.3
1970	Rick Riley	Mile	3:59.2
1973	John Ngeno (fr.)	6-Mile	28:23.6
1973	Tony Tenisci	Hammer	190-5
1974	Gary Minor	220 Yd. Dash	21.2
1974	John Ngeno	6-Mile	28:28.0



# PACIFIC-10 CHAMPIONS

1974	Kip Ngeno	120 Yd. HH	13.7	1990	Tony Li	110m Hurdles	13.93
1974	John Ngeno	3-Mile	13:16.0	1990	E. J. Guo	5000m	14:24.15
1975	Marl Murray	Hammer	194-11	1991	Samuel Kibiri	1500m	3:43.59
1975	John Ngeno	6-Mile	28:18.0	1991	Tony Li	110m Hurdles	13.65
1976	John Ngeno	5000m	13:51.2	1991	George Ogbeide, Tony Li Michael Joubert, Augustin Olobia	400m Relay	39.57
1977	Samson Kimombwa	10,000m	28:13.4	1992	Josephat Kapkory	1500m	3:45:34
1977	James Brewster	800m	1:48.5	1992	Josephat Kapkory	10,000m	29:22.04
1977	Samson Kimombwa	5000m	13:35.4	1994	Josephat Kapkory	Steeplechase	8:56.35
1977	Henry Rono (fr.)	Steeplechase	8:35.4	1994	Josephat Kapkory	5000m	14:16.65
1978	Henry Rono	10,000m	27:46.6	1994	Josephat Kapkory	10,000m	29:39.32
1978	Henry Rono	5000m	13:20.3	1995	Eric Anderson	800m	1:47.38
1979	Henry Rono	5000m	13:32.8	1996	Leo Slack	Decathlon	7,743 pts
1980	Samson Kimombwa	10,000m	28:39.2	1997	Bernard Lagat	1500m	3:41.98
1981	Brent Harken	High Jump	7-2 1/4	1997	Hilary Mawindi	Long Jump	25-2 1/2
1982	Laslo Babits	Javelin	267-1	1997	Ian Waltz	Discus	196-4
1982	Richard Tuwei (fr.)	Steeplechase	8:31.70	1997	Ian Waltz	Shot Put	61-8 1/4
1982	Keith Collins	Decathlon	7694 pts	1998	Bernard Lagat	800m	1:48.19
1982	Tore Gustafsson (fr.)	Hammer	215-4	1998	Bernard Lagat	1500m	3:44.33
1982	Joseph Taiwo	Triple Jump	55-5 3/4	1998	Hilary Mawindi	Long Jump	24-10 1/2
1982	Peter Koech (fr.)	5000m	13:36.71	1999	Bernard Lagat	1500m	3:52.06
1983	Julius Korir (fr.)	Steeplechase	8:31.24	1999	Arend Watkins	110m Hurdles	13.84
1983	Peter Koech	10,000m	28:37.44	2000	Demetrius Murray	Triple Jump	52-10
1983	Tore Gustafsson	Hammer	228-0	2000	Ian Waltz	Discus	198-7
1983	Chris Whitlock	400m Dash	46.28	2001	Eric Dudley	400m Hurdles	50.53
1983	Brett Lowery (fr.)	High Jump	7-3	2001	Arend Watkins	110m Hurdles	13.62
1983	Richard Tuwei	5000m	13:42.8	2002	Anson Henry	100m	10.29
1984	Gabriel Tiacoh	400m Dash	45.24	2002	Anson Henry	200m	20.52
1984	Julius Korir	5000m	13:49.13	2003	Anthony Buchanan	100m	10.10w
1984	Peter Koech	10,000m	29:07.84	2003	Lamar Kirk, Bennie Chatman, James McSwain, Anthony Buchanan	400m Relay	39.68
1984	Julius Korir	Steeplechase	8:26.10	2004	Anthony Buchanan	100m	10.21
1984	Joseph Taiwo	Triple Jump	54-9 1/4				
1984	James Cunningham	High Jump	7-2 1/2				
1984	Al Durr, Sotirios Moutsanas, Kris Durr, (fr.) Gabriel Tiacoh	1600m Relay	3:07.83				
1985	Gabriel Tiacoh	400m Dash	45.00				
1985	Peter Koech	1500m	3:41.29				
1985	Peter Koech	10,000m	29:37.72				
1985	Richard Tuwei	Steeplechase	8:32.61				
1985	Dimitrios Koutsoukis	Shot Put	65-5 1/4				
1985	Lee Gordon, Gabriel Tiacoh, Dennis Livingston, Kris Durr	400m Relay	39.61				
1985	Lee Gordon, Dennis Livingston, Calvin Harris, Gabriel Tiacoh	1600m Relay	3:05.58				
1986	Julius Korir	5000m	13:52.71				
1986	Julius Korir	Steeplechase	8:28.91				
1986	Gabriel Tiacoh	400m	44.58				
1986	Dimitrios Koutsoukis	Shot Put	64-11 1/4				
1986	Jan Johansson	Javelin	239-4				
1986	Tore Gustafsson	Hammer	248-1				
1987	Stefan Jonsson	Hammer	237-2				
1987	Jim Miller	Javelin	248-11				
1987	Simon Shirley	Decathlon	7,759 pts				
1987	Jacinto Navarrete	10,000m	29:54.39				
1988	Tim Manson	800m	1:48.2				
1988	Stefan Jonsson	Hammer	233-9				
1989	Marty Stroschein	Steeplechase	8:37.07				
1989	E. J. Guo (fr.)	10,000m	29:45.86				
1990	Stephan Wikstrom	Javelin	244-6				



*Blessing Ufodiama soared to the longest triple jump in school history with her 43-5 1/4w leap at the 2004 Mt. SAC Relays.*

# WOMEN'S ALL-TIME TOP MARKS



## 100 METERS

11.26w	Pam Qualls Reynolds	Walnut	1987
11.50W	Sharika Higgins	Austin	2000
11.55w	Francesca Green	Modesto	1996
11.62w	Tamika Brown	Stanford	1998
11.72w	Ellannee Richardson	Pullman	1999
11.80w	LaTroya Mucker	San Luis Obispo	1997
11.82	Erin Reed	Tempe	2001
11.83	Attrina Higgins	Stanford	1998
11.83	Tamara Gulley	Los Angeles	2003
11.84w	Chantal Brunner	Moscow	1992

## 200 METERS

23.21w	Pam Qualls Reynolds	Pullman	1986
23.43W	Sharika Higgins	Austin	2000
23.48	Tamika Brown	Pullman	1998
23.75w	Ellannee Richardson	Tempe	1999
23.78w	Erin Reed	Pullman	2001
23.82	Tiffany Giles	Los Angeles	2003
23.83	LaTroya Mucker	Pullman	1999
24.28	Bree Skinner	Pullman	2002
24.32	Tamara Gulley	Pullman	2004
24.34w	Toni Williams	Walnut	1987
24.36	Attrina Higgins	Walnut	2000

## 400 METERS

52.04	Celestine N'Drin	Seoul	1988
53.34	Tiffany Giles	Stanford	2003
53.90	LaTroya Mucker	Seattle	1997
54.14i	Ellannee Richardson	Moscow	2001
54.27	Sharika Higgins	Pullman	1998
54.39	Randi Smith	Pullman	2000
54.41	Erin Reed	Berkeley	2001
54.43	Toni Williams	Everett	1987
54.56	Jennifer Carpenter	Pullman	1989
54.70i	Monique Jessie	Nampa	2003

## 800 METERS

2:02.99	Celestine N'Drin	Durham	1990
2:04.68	Camille Rivard	Indianapolis	1985
2:04.81	Alishia Booterbaugh	Durham	2000
2:05.15	Linda Spaargaren	Seattle	1985
2:05.94	Jennifer Carpenter	Durham	1990
2:07.99	Karen Muir	Corvallis	1987
2:08.49	Luiza DoNascimento	Modesto	1988
2:08.62	Angelita Green	Northridge	2004
2:09.85	Kris Vickers	Pullman	1985
2:10.2	Karen Blair	Seattle	1980

## 1500 METERS

4:14.69	Jennifer Robertson	Bravard Seattle	1993
4:18.10	Camille Rivard	Indianapolis	1986
4:23.78	Zenny Koehler	Walnut	1989
4:24.45	Jennifer Carpenter	Eugene	1990
4:24.96	Cheryl Livingstone	Corvallis	1985
4:25.24	Luiza DoNascimento	Eugene	1989
4:25.6	Linda Spaargaren	Pullman	1985
4:26.43	Kari Jonassen	Eugene	1984
4:29.53	Annemarie Hobbs	Seattle	1997
4:29.71	Patty Ley	Corvallis	1987

## 3,000 METERS

9:15.89	Jennifer Bravard	Walnut	1993
9:22.69	Cheryl Livingstone	Eugene	1985
9:31.21	Linda Spaargaren	Eugene	1985
9:42.10	Sara Council	Eugene	1997
9:42.22i	Anna Blue	Boise	2003
9:42.4	Kari Jonassen	Stanford	1984
9:43.32	Joanne Hunsinger	Walnut	1998
9:43.90	Lisa Braun	Eugene	1986
9:47.5	Zenny Koehler	Seattle	1988
9:50.48	Megan Maynard	Stanford	1998

## 3,000 METERS STEEPLECHASE

10:25.97	Megan Maynard	Berkeley	2001
11:01.88	Hillary Smith	Pullman	2002
<b>11:03.41</b>	<b>Kayle Peterson</b>	<b>Berkeley</b>	<b>2004</b>
11:28.69	Jenny Filipy	Pullman	2001
<b>11:42.63</b>	<b>Natalie Smith</b>	<b>Pullman</b>	<b>2004</b>
11:46.75	Beth Welander	Pullman	2001
11:57.14	Ana Cabrera	Austin	2001
<b>11:57.86</b>	<b>Molly Bull</b>	<b>Pullman</b>	<b>2002</b>
<b>12:09.22</b>	<b>Hailey Young</b>	<b>Pullman</b>	<b>2004</b>
12:31.9h	Julie Jewett	Boise	2004

## 5,000 METERS

16:14.55	Anna Blue	Stanford	2003
16:26.36	Jennifer Bravard	Eugene	1993
16:36.35	Megan Maynard	Stanford	1999
16:37.62	Lisa Braun	Eugene	1988
16:57.32	Kristin Liebich	Eugene	1994
17:02.78	Ryan Gilmore	Austin	2000
17:03.64	Greta Johnson	Eugene	2000
17:05.26	Cary Schwarz	Fresno	1989
17:06.42	Cheryl Livingstone	Pullman	1985
17:15.1	Zenny Koehler	Pullman	1987

## 10,000 METERS

34:25.63	Anna Blue	Walnut	2003
35:21.2	Lisa Braun	Los Angeles	1988
35:23.72	Ryan Gilmore	Stanford	2001
36:07.56	Cary Schwarz	Stanford	1989
36:34.08	Kristin Liebich	Tempe	1994
36:38.50	Crystal Malgesini	Walnut	1998
36:55.60	Ana Cabrera	Stanford	2001
37:02.6	Joan McGrath	Seattle	1983
37:30.32	Jenny Filipy	Stanford	2001
37:38.0	Kathy Curran	Fresno	1984

## 100-METER HURDLES

13.28w	Agneta Rosenblad	Berkeley	2001
13.52	Ellannee Richardson	Austin	2003
13.55w	Tamara Gulley	Austin	2001
13.72	Randi Smith	Stanford	2000
13.75	Chris Gesch	Eugene	1992
13.79w	Attrina Higgins	Eugene	2000
13.86	Conny Eckl	Burstadt	1986
13.87w	Nicky Booth	Boise	1996
13.88	Shannon McKinney	Eugene	1994
<b>13.89w</b>	<b>Diana Pickler</b>	<b>Los Angeles</b>	<b>2003</b>

## 400-METER HURDLES

57.07	Randi Smith	Denton	2000
58.32	Monique Jessie	Stanford	2003
58.51	Janice Farwell	Eugene	1986
1:00.21	Nicky Booth	Seattle	1997
1:00.70	Celestine N'Drin	Pullman	1987
1:01.31	Amy Moore	Corvallis	1986
1:01.37	Trish Taormina	Eugene	1993
1:01.39	Annie McLain	Pullman	1990
1:01.75	Autumn Wood	Pullman	2000
1:01.91	Shelli McMurray	Corvallis	1987

## 400-METER RELAY

44.50	Attrina Higgins, LaTroya Mucker, Ellannee Richardson, Francesca Green	Tempe	1999
44.78	Sharika Higgins, LaTroya Mucker, Tamika Brown, Francesca Green	Pullman	1998
44.97	Sharika Higgins, LaTroya Mucker, Tamika Brown, Attrina Higgins	Pullman	1997
45.08	Roxie Davis, Toni Williams, Mechelle McClain, Pam Reynolds	Corvallis	1987
45.16	Agneta Rosenblad, Erin Reed, Randi Smith, Ellannee Richardson	Berkeley	2001

# WOMEN'S ALL-TIME TOP MARKS



## 1600-METER RELAY

3:33.65	Tiffany Giles, Monique Jessie, Tamara Gulley, Ellannee Richardson	Stanford	2003
3:35.49i	Tiffany Giles, Monique Jessie, Angelita Green, Ellannee Richardson	Fayetteville	2003
3:37.23	Tiffany Giles, Tamara Gulley, Randi Smith, Ellannee Richardson	Austin	2002
3:37.42	Erin Reed, Ellannee Richardson, Angelita Green, Randi Smith	Berkeley	2001
3:38.08	Sharika Higgins, Whitney Evans, Randi Smith, Ellannee Richardson	Tempe	1999

## HIGH JUMP

6-3i	1.905i	Mary Moore	Syracuse	1985
6-1 1/4	1.86	Whitney Evans	Sacramento	2003
6-0i	1.83i	Schquay Brignac	Flagstaff	2002
5-11 1/4i	1.81i	Lissa Gray	Moscow	1988
5-10 1/2	1.79	Val Johnson	Pullman	1985
5-9 3/4i	1.77i	Briana Willis	Moscow	2001
5-9 1/4	1.76	Jill Montgomery	Tempe	1991
5-9	1.75	Justine Rutt	Pullman	1985
5-8 3/4	1.75	Jamie Bowns	Pullman	1992
5-8 3/4	1.75	Francesca Green	Richland	1996
5-8 3/4	1.75	<b>Robin Mikesch</b>	<b>Los Angeles</b>	<b>2003</b>

## POLE VAULT

14-3 1/4i	4.35i	<b>Tamara Diles</b>	<b>Reno</b>	<b>2002</b>
13-3	4.04	Jeannette Martus	Berkeley	2001
12-10	3.91i	Karla McGee	Moscow	2004
12-6	3.81	Stephanie Robinett	Pullman	2001
10-11 3/4i	3.35i	Audrea Nolan	Pullman	2004
10-10 3/4i	3.32i	Whitney Evans	Reno	1999
10-8	3.25	Andrea Doepker	Pullman	2001
10-6	3.20	Candice Heggie	Pullman	1999
10-2	3.10	Tauni Bainbridge	Pullman	1998
10-0	3.05	Jessica Goodall	Walnut	1998

## LONG JUMP

21-4 3/4	6.52	Agneta Rosenblad	Berkeley	2001
20-10 3/4	6.37	Chantal Brunner	Seattle	1993
20-10 1/2	6.36	Francesca Green	Los Angeles	1996
20-2 1/4i	6.15i	Conny Eckl	Moscow	1985
20-2i	6.14	Sandy Heinrich	Moscow	1985
20-1 1/2	6.13	Sharon Li	Seattle	1993
20-0	6.09	Cicely Clinkenbeard	Pullman	2002
19-6 3/4w	5.96	Ellannee Richardson	Berkeley	2002
19-5 1/2	5.93	Lynn Saalfeld	Corvallis	1986
19-2 1/2	5.85	Sheila Phillips	Tempe	1994

## TRIPLE JUMP

43-5 1/4w	13.24w	Blessing Ufodiana	Walnut	2004
42-10 1/4	13.06	Cicely Clinkenbeard	Eugene	2000
41-11 1/4w	12.78w	Sharon Li	Pullman	1993
41-5 1/4	12.63	Francesca Green	Tucson	1999
41-3	12.57	Sheila Phillips	Cheney	1994
41-0 1/4w	12.50w	Kirsten Koch	Pullman	1998
41-0 1/2	12.51	Bree Skinner	Stanford	2003
40-4 1/4w	12.30w	Kathy Mitchell	Eugene	1992
39-5 1/4	12.02	Alison Eldridge	Eugene	2002
39-2 1/4	11.94	<b>Kaylee Gardner</b>	<b>Tucson</b>	<b>2004</b>

## SHOT PUT

54-6	16.61	Georgette Reed	Calgary	1991
51-1i	15.57i	Shannon Rance	Flagstaff	2002
49-1 3/4i	14.98i	Andrea Thornton	Moscow	2001
48-10	14.88	Conny Eckl	Corvallis	1988
48-8 3/4	14.85	Lisa Merrill	Corvallis	1987
48-6 3/4	14.80	Becky Potter	Tempe	1999
48-4 1/2	14.74	Kristy Andrews	Seattle	1992
48-2 3/4	14.70	Debbie Lombardi	Eugene	1983
48-2	14.68	Denise Fetsch	Corvallis	1986
46-0 1/2i	14.03i	Marie Muai	Boise	2004

## DISCUS

189-10	57.86	Laura Lavine	Tucson	1988
188-8	57.52	Mandy Borschowa	Pullman	1999
177-2	54.00	Kristy Andrews	Seattle	1994
172-1	52.46	Andrea Thornton	Berkeley	2001
167-10	51.17	Marie Muai	Seattle	2003
166-11	50.88	Georgette Reed	Calgary	1991
163-9	49.92	Kim Hulse	Los Angeles	1996
159-3	48.54	Becky Potter	Tempe	1999
157-9	48.08	Denise Fetsch	Pullman	1988
155-4	47.36	Laurie Bush	Missoula	1982

## HAMMER

195-0	59.44	Andrea Thornton	Stanford	2001
186-11	56.97	Brittany Hinchcliffe	Boise	2003
179-5	54.69	Sammy Jo Missel	Tucson	2004
175-5	53.46	Marie Muai	Los Angeles	2003
173-7	52.90	Becky Potter	Tempe	2001
172-3	52.50	Molly Moore	Pullman	1998
169-9	51.74	Kristin Ogle	Stanford	1998
154-8	47.14	Jeanna Hall	Boise	1996
143-7	43.76	Kristen Christopher	Boise	1996
138-8	42.26	Sarah Hineline	Pullman	2004

## 20# WEIGHT

63-6 3/4i	19.37i	Marie Muai	Seattle	2004
61-6 1/4i	18.75i	Becky Potter	Reno	2000
61-4 1/4i	18.70	Andrea Thornton	Reno	2000
59-5 1/2i	18.12i	Brittany Hinchcliffe	Boise	2003
52-0 1/2i	15.86i	Molly Moore	Reno	1998
49-10 1/2i	15.20i	Sammy Jo Missel	Pullman	2003
49-3 1/2i	15.02i	Kristin Ogle	Moscow	1998
48-5 1/2i	14.77i	Sarah Hineline	Moscow	2004

## JAVELIN

161-4	49.18	Molly Monroe	Tucson	2000
155-8	47.45	<b>Rachel Bertholf</b>	<b>Stanford</b>	<b>2003</b>
155-4	47.86	Casey Lektorich	Tucson	2000
153-6	46.80	<b>Jenna Dean</b>	<b>Tucson</b>	<b>2004</b>
150-1	45.76	Ellannee Richardson	Berkeley	2002
146-1	44.52	Anna Church	Pullman	1999
144-1	43.93	Cicely Clinkenbeard	Berkeley	2002
142-1	43.32	Karla Pfaff	Pullman	2004
132-4	40.35	Katie Syring	Pullman	2004
130-10	39.88	Brittany Bekins	Pullman	2004

## HEPTATHLON

5,839	Ellannee Richardson	Sacramento	2003
5,718	Conny Eckl	Indianapolis	1986
5,579	Whitney Evans	Boise	1999
5,456	Cicely Clinkenbeard	Pullman	2002
5,254	<b>Diana Pickler</b>	<b>Los Angeles</b>	<b>2003</b>
5,238	Heidi Shultz	Azusa	1997
5,234	Esther Medema	Eugene	1992
5,137	Jill Montgomery	Des Moines	1992
5,135	<b>Julie Pickler</b>	<b>Azusa</b>	<b>2004</b>
5,015	LaTroya Mucker	Stanford	1998

## PENTATHLON

3,913i	<b>Diana Pickler</b>	<b>Seattle</b>	<b>2004</b>
3,052i	Louise Akesson	Pullman	2004
3,043i	Brittany Bekins	Pullman	2004

Code - (WR) = World Record, (AR) = American Record, (CR) = Collegiate Record, \* = Conversion from yard to metric and/or from hand to electric timing, by Track and Field News formulas, S=Straitaway, t=1 turn, \*\* = NCAA Individual Champion, + = All-American. **Bold** type indicates a returning athlete.



# MEN'S ALL-TIME TOP MARKS

## 100 METERS

10.10w	Anthony Buchanan	Los Angeles	2003
10.12w	Bennie Chatman	Los Angeles	2003
10.17	Anson Henry	Walnut	2002
10.19	Augustin Olobia	Eugene	1991
10.24*	Gary Minor	Spokane	1976
10.27	George Ogbeide	Pullman	1991
10.29	Lee Gordon	Eugene	1984
10.34w*	Larry Scheurer	South Lake Tahoe	1969
10.38	Ian Campbell	Boise	1977
10.39W	Jaycee Robertson	College Station	2004

## 200 METERS

20.52	Anson Henry	Pullman	2002
20.54*	Gary Minor	Spokane	1976
20.61	Georges Kablan	Rome	1981
20.65	Chris Whitlock	Berkeley	1983
20.65	Gabriel Tiacoh	Pullman	1984
20.75	Anthony Buchanan	Walnut	2002
20.79w	Augustin Olobia	Pullman	1992
20.81*	Steve Hoover	Pullman	1969
20.81w* (S)	Curt Ledford	Pullman	1938
20.83	Lee Gordon	Berkeley	1983

## 400 METERS

44.30 (CR)	Gabriel Tiacoh	Los Angeles	1986
44.80	Chris Whitlock	Colorado Springs	1983
45.84	Kris Durr	Pullman	1984
45.89	Michael Joubert	Durham	1990
46.36i	Georges Kablan	Moscow	1981
46.64	John Avognan	Pullman	1980
46.66* (t)	Lee Orr	Princeton	1940
46.66* (t)	Joe Nebolon	Berkeley	1947
46.72	Jeff Ramsey	Palo Alto	1981
46.74*	Tim Giesa	Pullman	1974

## 800 METERS

1:45.5*	Art Sandison	Knoxville	1969
1:46.02	Bernard Lagat	Paris	1998
1:46.34	Sotirios Moutanas	Los Angeles	1984
1:47.0	Michael Joubert	Seattle	1992
1:47.3	Dale Scott	Baton Rouge	1973
1:47.38	Eric Anderson	Tucson	1995
1:47.5	Gerald Pawirodikromo	Medellin	1978
1:47.52	Calvin Harris	Indianapolis	1986
1:47.8	Bob Martin	Pullman	1969
1:47.9	Demetrios Theophylactou	Tempe	1979

## 1500 METERS

3:34.48	Bernard Lagat	Stuttgart	1998
3:38.38	Samuel Kibiri	Oslo	1991
3:38.46	Peter Koech	Helsinki	1982
3:38.77	Richard Tuwei	Helsinki	1982
3:40.31	Julius Korir	Oslo	1983
3:40.8	Omar Ortega	Palo Alto	1984
3:42.0	Joshua Kimeto	London	1977
3:44.4	Gerry Lindgren	Corvallis	1967
3:44.5	John Valient	Eugene	1964
3:45.34	Josephat Kapkory	Eugene	1992

## MILE RUN

3:55.65i	Bernard Lagat	Indianapolis	1999
3:57.84	Samuel Kibiri	Palo Alto	1991
3:58.1	Peter Koech	London	1983
3:59.2	Rick Riley	Los Angeles	1970
3:59.2i	Henry Rono	Pullman	1977
3:59.66i	Richard Tuwei	Detroit	1983
3:59.87i	Jacinto Navarrete	Moscow	1987
4:00.03	Julius Korir	London	1986
4:00.11	Josephat Kapkory	Rieti	1994
4:00.14*	Joel Cheruiyot	Oslo	1978

## 3000 METERS

7:32.1 (WR)(CR)	Henry Rono	Oslo	1978
7:37.5 (CR)	Joshua Kimeto	Kiganjo	1976
7:38.6	John Ngeno	Kiganjo	1976
7:39.09	Peter Koech	Stockholm	1982
7:45.28	Richard Tuwei	Oslo	1983

7:46.45i	Bernard Lagat	Indianapolis	1998
7:47.8	Samson Kimombwa	Nice	1977
7:48.90	Julius Korir	Paris	1986
7:50.90i	Josephat Kapkory	Indianapolis	1994
7:53.0	Joel Cheruiyot	Koplan	1978

## 3000 METER STEEPLECHASE

8:05.4 (WR)(CR)	Henry Rono	Seattle	1978
8:11.80	Julius Korir	Los Angeles	1984
8:18.22	Richard Tuwei	Hengelo	1983
8:19.84	Peter Koech	Austin	1985
8:26.47	Josephat Kapkory	Rome	1994
8:28.65	Samuel Kibiri	Lindau	1991
8:33.76	Jorge Garcia	Barcelona	1982
8:33.77	Nathan Morris	Los Angeles	1989
8:36.72	Steve James	Eugene	1981
8:37.07	Marty Stroschein	Palo Alto	1989

## 5000 METERS

13:06.2 (WR)(CR)	Henry Rono	Knaruk	1981
13:09.50	Peter Koech	Stockholm	1982
13:20.6 (CR)	John Ngeno	Montreal	1976
13:20.8* (AR)(CR)	Gerry Lindgren	Seattle	1966
13:21.6	Samson Kimombwa	Zurich	1977
13:26.8	Joshua Kimeto	Helsinki	1977
13:30.60	Richard Tuwei	Stockholm	1983
13:34.8	Joel Cheruiyot	Corvallis	1978
13:36.12	Bernard Lagat	Stanford	1999
13:38.6	Julius Korir	Berkeley	1982

## 10,000 METERS

27:22.5 (WR)(CR)	Henry Rono	Vienna	1978
27:31.47 (WR)(CR)	Samson Kimombwa	Helsinki	1977
27:50.3	Joel Cheruiyot	Brussels	1979
28:00.6 (CR)	Joshua Kimeto	London	1977
28:04.6 (CR)	John Ngeno	Helsinki	1975
28:07.28	Peter Koech	Paris	1982
28:10.3* (WR)(AR)(CR)	Gerry Lindgren	San Diego	1965
28:22.4	Josephat Kapkory	Walnut	1992
28:28.4	Rick Riley	Kiev	1970
28:33.8	Dan Murphy	Dublin	1972

## 110 METER HURDLES

13.31w	Tony Li	Modesto	1991
13.32w	Dominique Arnold	Eugene	1996
13.47	Arend Watkins	Berkeley	2000
13.49	Kip Ngeno	Berlin	1975
13.59	Jeff Bruce	Cheney	1980
13.60	Javier Moracho	Palo Alto	1982
13.73w	Mark Macdonald	Eugene	1992
13.81	Matt Mason	Stanford	2004
13.89	Steve Brown	Tucson	1985
13.90	Tom Turner	Austin	1980

## 400 METER HURDLES

49.27 (CR)	Boyd Gittins	South Lake Tahoe	1968
49.59	Eric Dudley	Los Angeles	2003
50.05	Mark Macdonald	Eugene	1992
50.24*	Jim Allen	London	1963
50.60*	Dick Olsen	Los Angeles	1970
50.89	Darrel Seymour	Tempe	1979
51.04*	Spike Arlt	Palo Alto	1960
51.14*	Jerry Talbott	Pullman	1965
51.30	Larry Minor	Los Angeles	1977
51.34	Tom Turner	Eugene	1980

## 400 METER RELAY

39.24	George Ogbeide, Toni Li, Benari Burroughs, Augustin Olobia	Eugene	1991
39.53*	Emmanuel Ackah, Kip Ngeno, Tim Giesa, Gary Minor	Provo	1975
39.54	Lee Gordon, Gabriel Tiacoh, Dennis Livingston, Kris Durr	Pullman	1985
39.55	Martin Boston, Matt Mason, James McSwain, Anthony Buchanan	Pullman	2004
39.57	George Ogbeide, Toni Li, Michael Joubert, Augustin Olobia	Tempe	1991



# MEN'S ALL-TIME TOP MARKS



## 1600 METER RELAY

3:05.58	Lee Gordon, Dennis Livingston, Calvin Harris, Gabriel Tiacoh	Tucson	1985
3:05.90	Steve Stougaard, Tim Manson, Gabriel Tiacoh, Calvin Harris	Los Angeles	1986
3:06.4	Kris Durr, Tim Manson, Gabriel Tiacoh, Calvin Harris	Los Angeles	1986
3:07.12	John Avognan, Jeff Ramsey, Georges Kablan, Chris Whitlock	Corvallis	1981
3:07.38	Al Durr, Sotirios Moutsanas, Kris Durr, Gabriel Tiacoh	Pullman	1984

## HIGH JUMP

7-7	2.31	Brent Harken	Rome	1984
7-6 1/2i	2.30i	Greg Jones	San Diego	1987
7-5 1/2	2.27	James Cunningham	Tacoma	1984
7-4 1/2	2.25	Doug Nordquist	Pullman	1981
7-4	2.23i	Brett Lowery	Moscow	1985
7-2 3/4	2.20i	Anastasios Djonis	Cheney	1983
7-2 1/2	2.20	Lee Braach	Seattle	1976
7-2 1/2	2.20	Jed Stannard	Tempe	1994
7-1 1/2i	2.17i	Kurtiss Dille	Pullman	2003
7-1	2.16	Peter Wright	Des Moines	1970
7-1i	2.16i	Al Darnelle	Pullman	1975
7-1i	2.16i	Kris Harken	Moscow	1985
7-1i	2.16i	Lloyd Stoller	Moscow	1990
7-1i	2.16i	Matt Alverson	Moscow	2001

## POLE VAULT

18-6 1/2i	5.65i	Christos Pallakis	Barcelona	1995
18-0 1/2	5.50	Patrik Johansson	Oslo	1989
17-3 3/4	5.28	Brian Goodman	Pullman	1980
17-3 1/2	5.27	Brian Worden	Pullman	1978
17-2 1/2	5.24	Greg Ernst	Pullman	1982
17-1	5.21	Dennis Dudley	Pullman	1976
17-0 3/4	5.20	Viktor Dreschel	Rome	1982
17-0 3/4	5.20	Kasey Lewis	Eugene	1985
17-0 3/4	5.20	Brian Zieser	Pullman	1994
17-0	5.18	Jack Ernst	Seattle	1970

## LONG JUMP

27-0 1/2	8.24	George Ogbeide	Cottbus	1991
26-6 1/4i	8.08i	Matt Mason	Seattle	2004
26-5 3/4	8.07	Bill Ayears	Spokane	1988
25-10	7.87	Robert Williams	Seattle	1979
25-9 1/2	7.86	Demetrios Araouzou	Boise	1984
25-9 1/2w	7.86w	John Delamere	Pullman	1974
25-8	7.82	Peter Halson	Melbourne	1981
25-6 3/4	7.79	Hilary Mawindi	Modesto	1997
25-6	7.77	Bill Henry	Corvallis	1969
25-4 1/4	7.72	Gerald Edwards	Walla Walla	1984

## TRIPLE JUMP

56-4 3/4i	17.19	Joseph Taiwo	Lagos	1984
55-8 1/4i(CR)	16.97i	Ian Campbell	Detroit	1978
55-2 1/4	16.82	Francis Doodoo	Eugene	1984
54-11 1/4i	16.74	Marios Hadjiandreou	Moscow	1987
54-0w	16.46w	Demetrius Murray	Boise	1999
53-5	16.28	Ray Kimble	Philadelphia	1976
53-1 1/2	16.19	Gary Milton	Seattle	1982
52-11 1/2	16.14	Hilary Mawindi	Buffalo	1998
52-10 3/4i	16.12i	Benson Jones	Reno	2001
51-10	15.80	Jamil Smith	Northridge	2004

## SHOT PUT

67-6 3/4	20.59	Dimitrios Koutsoukis	Indianapolis	1986
65-0	19.81	John van Reenen	Bethlehem	1970
63-9 3/4	19.45	Ian Waltz	Cheney	1998
63-6	19.35	Tim Gehring	Berkeley	2004
62-7 1/2	19.08i	Bruce Anderson	Moscow	1986
62-2 1/4	18.95	Paul Buxton	Los Angeles	1977
61-3 1/2	18.68	Harold Lorenzen	Oslo	1965
60-3	18.36	Ed VandeVoorde	Palo Alto	1982
60-1/4	18.29	Orestis Rossides	Athens	1977
60-0	18.28i	Stu Hunnings	Vancouver, B.C.	1969

## DISCUS THROW

211-5	64.44	Ian Waltz	Salinas	1998
208-10	63.67	John van Reenen	Pullman	1970
195-11	59.72	Jim Jesernig	Spokane	1980
194-6	59.29	Jed Miller	Spokane	1975
192-7	58.70	Mark Robinson	Pullman	1982
189-2	57.66	Dimitrios Koutsoukis	Tucson	1985
186-3	56.76	Harold Lorentzen	Oslo	1964
184-7	56.26	Vinnie Pecht	Austin	2000
182-11	55.76	Paul Buxton	Pullman	1977
182-6	55.64	Mike McCourtie	Eugene	1974

## HAMMER THROW

255-1(CR)	77.76	Tore Gustafsson	Pullman	1986
244-5	74.48	Stefan Jonsson	Vasteras	1988
230-7	70.28	Paul Buxton	Tempe	1979
223-0	67.98	John Billingsley	Palo Alto	1989
216-0	65.84	Jim Jesernig	Tempe	1979
211-10	64.58	Matt Shaffer	Pullman	1994
211-9	64.54	Kyle Unland	Seattle	1989
210-7	64.20	B.J. Schade	Tucson	1999
209-4	63.82	Tony Tensci	Munich	1972
206-5	62.92	Dwight Midles	Champaign	1977

## 35# WEIGHT

74-3 1/2	22.64	Tore Gustafsson	Oklahoma City	1986
69-9 3/4	21.28	Stefan Jonsson	Moscow	1988
66-2	20.16	Paul Buxton	Pullman	1979
66- 1/4	20.12	Jim Jesernig	Pullman	1979
65-4 1/2	19.92	John Billingsley	Cheney	1989
62-4	19.00	Ed VandeVoorde	Pullman	1982
62-3 1/2	18.98	Kevin Moore	Reno	1997
61-9	18.82	Hermann Mann	Pullman	1980
61-9	18.82	Kyle Unland	Cheney	1989
60-11 1/2	18.58	B.J. Schade	Reno	1999

## JAVELIN THROW

257-2	78.38	Stephan Wikstrom	Pullman	1990
257-1	78.36	Jan Johansson	Pullman	1986
248-11	75.86	Jim Miller	Corvallis	1987
247-0	75.30	Mark Babich	Pullman	1986
242-1	73.80	Randy Mendenhall	Corvallis	1987
238-11	72.83	Curt Borland	Austin	2004
235-11	71.90	Chad McKinney	Pullman	1992
225-9	68.80	Bryan Jones	Berkeley	2001
224-7	68.46	Matt Stadelman	Richland	1998
223-7	68.14	Ryan Nichols	Tempe	1999

## DECATHLON

8,036	Simon Shirley	Seoul	1988
7,743	Leo Slack	Los Angeles	1996
7,741	Rodney Zuyderwyk	Tempe	1991
7,626	Keith Collins	Eugene	1982
7,528	Brad Harris	Eugene	1982
<b>7,511</b>	<b>Darion Powell</b>	<b>Sacramento</b>	<b>2003</b>
7,497	Mike Allen	Corvallis	1978
7,459	Carlos Gambetta	Pullman	1984
7,286	Phil Wash	Pullman	1972
7,229	Steve Dwyer	Berkeley	2002

## HEPTATHLON

<b>5,154i</b>	<b>Brandon Brownell</b>	<b>Seattle</b>	<b>2004</b>
4,997i	David Turpin	Seattle	2004

Code - (WR) = World Record, (AR) = American Record, (CR) = Collegiate Record, \* = Conversion from yard to metric and/or from hand to electric timing, by Track and Field News formulas, S=Straightaway, t=1 turn, \*\* = NCAA Individual Champion, + = All-American. **Bold** type indicates a returning athlete.

# OUTDOOR RECORDS

## Men's World Outdoor Records

Year	Name	Event	Mark/Time
1909	Jack Nelson	100 Yd. Dash	9.6
1909	Jack Nelson	220 Yd. Dash	21.2
1931	Paul Swift	100 Yd. Dash	9.5
1937	Jack Orr, Larry Nettleton		
	Lee Orr, Loren Benke	Mile Relay	3:12.3
1937	Curt Ledford, Lee Orr		
	(PCC vs. Big Ten)	440 Yd. Relay	40.7
1965	Gerry Lindgren	6-Mile	27:11.6
1968	Boyd Gittins	400m IH	49.27
1976	Joshua Kimeto	4000m	10:11.6
1977	Samson Kimombwa	10,000m	27:30.5
1978	Henry Rono	5000m	13:08.4
1978	Henry Rono	3000m Steeple	8:05.4
1978	Henry Rono	10,000m	27:22.5
1978	Henry Rono	3000m	7:32.1
1981	Henry Rono	5000m	13:06.2

## Men's American Outdoor Records

Year	Name	Event	Mark/Time
1909	Jack Nelson	100 Yd. Dash	9.6
1909	Jack Nelson	220 Yd. Dash	21.2
1931	Paul Swift	100 Yd. Dash	9.5
1939	Dixie Garner	2-Mile	9:07.9
1965	Gerry Lindgren	3-Mile	13:04.2
1965	Gerry Lindgren	6-Mile	27:11.6
1966	Gerry Lindgren	5000m	13:38.0
1966	Gerry Lindgren	3-Mile	12:53.0
1968	Gerry Lindgren	5000m	13:33.8
1968	Art Sandison	660 Yd.	1:16.6
1968	Art Sandison	600m	1:16.6
1968	Boyd Gittins	400m IH	49.27

## Women's American Junior Records

Year	Name	Event	Mark/Time
1999	Ellannee Richardson	Heptathlon	5,678 points

## Men's Collegiate Outdoor Records

Year	Name	Event	Mark/Time
1909	Jack Nelson	100 Yd. Dash	9.6
1909	Jack Nelson	220 Yd. Dash	21.2
1931	Paul Swift	100 Yd. Dash	9.5
1937	Jack Orr, Harry Nettleton		
	Lee Orr, Loren Benke	Mile Relay	3:12.3
1937	Curt Ledford		
	Lee Orr (PCC vs. Big Ten)	440 Yd. Relay	40.7
1939	Dixie Garner	2-Mile	9:07.9
1965	Gerry Lindgren	5000m	13:45.4
1965	Gerry Lindgren	3-Mile	13:04.2
1965	Gerry Lindgren	6-Mile	27:11.6
1966	Gerry Lindgren	3-Mile	12:53.0
1966	Gerry Lindgren	5000m	13:38.0
1967	Gerry Lindgren	10,000m	28:40.2
1968	Gerry Lindgren	5000m	13:33.8
1968	Art Sandison	600m	1:16.6
1968	Art Sandison	660 Yd.	1:16.6
1968	Boyd Gittins	400m IH	49.5
1968	Boyd Gittins	400m IH	49.27
1969	Art Sandison	880 Yd.	1:45.9
1974	John Ngeno	10,000m	28:05.6
1974	John Ngeno	6-Mile	27:06.8
1975	John Ngeno	10,000m	28:04.6
1975	John Ngeno	6-Mile	26:57.4
1976	John Ngeno	21K	1:04:50.8
1976	John Ngeno	5000m	13:20.8
1976	Joshua Kimeto	3000m	7:37.5
1976	Joshua Kimeto	2000m	5:03.7
1976	Joshua Kimeto	4000m	10:11.6
1977	Samson Kimombwa	10,000m	27:30.5
1978	Henry Rono	5000m	13:08.4
1978	Henry Rono	Steeplechase	8:05.4
1978	Henry Rono	10,000m	27:22.5
1978	Henry Rono	3000m	7:32.1
1978	Henry Rono	2-Mile	8:14.6
1978	Henry Rono	21K	1:04:46.1
1981	Henry Rono	5000m	13:06.2
1986	Tore Gustafsson	Hammer	255-1
1986	Gabriel Tiacoh	400m	44.30

# WSU RECORD HISTORY

## Women's Team Results

1977 (0-1) Oregon 104	WSU 23	1981 (0-3) Oregon State 93 Oregon 89 Washington 79	WSU 34 WSU 37 WSU 38	1984 (4-1) Oregon 82 WSU 79 WSU 79 WSU 73 WSU 83	WSU 44 Boise State 64 EWU 35 Boise State 51 Oregon State 52	1986 (6-1) WSU 118 WSU 94 Oregon 70.5 WSU 89 WSU 107 WSU 82.7 WSU 100	Idaho 28 Oregon State 40 WSU 65.5 Oregon State 46 Montana State 24 Washington 51.3 Boise State 36
1978 (0-1) Oregon 105	WSU 17	1982 (2-4) WSU 68 WSU 83 Oregon 97 Stanford 78 Oregon State 74 Washington 74	Idaho 59 Montana 43 WSU 25 WSU 62 WSU 53 WSU 53	1985 (8-3) USC 90 WSU 86 WSU 100 WSU 95 WSU 79 WSU 127 Oregon 84 Oregon 84 WSU 109 WSU 95 WSU 88 Washington 77	WSU 75 San Diego St. 70 Hawaii 57 Oregon State 40 Kansas State 58 EWU 9 WSU 52 Idaho 25 Oregon State 41 Boise State 48 WSU 59	1987 (4-1) WSU 94 Oregon 81 WSU 96 WSU 98 WSU 80	Oregon State 40 WSU 55 Idaho 32 Colorado 32 Washington 56
1979 (0-2) Oregon St. 96 Washington 80	WSU 31 WSU 47	1983 (2-3) WSU 66 Oregon 69 Washington 77 Montana State 75 WSU 64	Oregon State 59 WSU 57 WSU 32 WSU 51 EWU 58			1988 (4-2) WSU 108 WSU 114 WSU 121 Oregon 81 WSU 86 Washington 72	Idaho 37 EWU 29 Whitworth 16 WSU 49 Oregon State 48 WSU 64

# WSU RECORD HISTORY



**1989 (4-2)**  
 WSU 102 Idaho 37  
 WSU 85 Kansas State 51  
 WSU 111 Idaho 25  
 Washington 83 WSU 53  
 Oregon 88 WSU 48  
 WSU 72 Boise State 64

**1990 (3-4)**  
 Fresno State 79 WSU 56  
 WSU 88 Occidental 48  
 Oregon 79 WSU 57  
 WSU 85 Boise State 49  
 Washington 72.7 WSU 63.3  
 WSU 76 BYU 63  
 Washington 86 WSU 59

**1991 (6-4)**  
 WSU 75 Ohio State 60  
 WSU 95 Idaho 41  
 WSU 117 Portland 17  
 Oregon 102 WSU 76  
 WSU 88 Indiana 87  
 WSU 85 Alabama 80  
 Oregon 79 WSU 57  
 WSU 101 Idaho 30  
 Washington 77 WSU 59  
 Nebraska 105 WSU 31

**1992 (7-1)**  
 WSU 101 Idaho 41  
 WSU 89 EWU 36  
 Oregon 73 WSU 63  
 WSU 96 Minnesota 39  
 WSU 99 EWU 19  
 WSU 102 Boise State 18  
 WSU 90 Washington 45  
 WSU 114 EWU 20

**1993 (4-4)**  
 Oregon 81 WSU 55  
 WSU 90.5 California 63.5  
 WSU 100 Montana State 61  
 WSU 104 Idaho 50  
 Oregon 107 WSU 69  
 Arizona State 93 WSU 80  
 WSU 97 Kansas State 75  
 Washington 70 WSU 66

**1994 (6-2)**  
 WSU 81 Idaho 54  
 WSU 100 EWU 19  
 WSU 100 Portland 28  
 Washington 77.5 WSU 58.5  
 WSU 104 EWU 31  
 WSU 78 California 57  
 Washington 78.5 WSU 52.5  
 WSU 81 Idaho 55

**1995 (3-6)**  
 WSU 97 Idaho 46  
 WSU 108 EWU 36  
 Washington 90 WSU 46  
 Arizona 71 WSU 64  
 WSU 89 Michigan 85  
 Nebraska 118 WSU 60  
 Oregon 114 WSU 63  
 Washington 101 WSU 64  
 Oregon 102 WSU 64

**1996 (6-4)**  
 WSU 103 EWU 51  
 WSU 107 Idaho 36  
 WSU 103 Gonzaga 4  
 Oregon 103 WSU 77  
 Stanford 93 WSU 87  
 Washington 99 WSU 80  
 WSU 119 Idaho 49  
 WSU 83 Boise State 68  
 WSU 89 Weber State 64  
 Idaho State 80 WSU 72

**1997 (8-2)**  
 WSU 83 Idaho 33  
 WSU 87 E. Washington 29  
 WSU 73 Oregon 72  
 WSU 102 Idaho 32  
 Washington 100.5 WSU 80.5  
 Oregon 111 WSU 92  
 WSU 106 Arizona 91  
 WSU 107 Indiana 93  
 WSU 106 Boise State 38  
 WSU 110 Utah State 35

**1998 (4-1)**  
 Oregon 91 WSU 63  
 WSU 84 Washington 70  
 WSU 120 Idaho 30  
 WSU 120 Kansas 33  
 WSU 126 Boise State 27

**1999 (3-0)**  
 WSU 114 Oregon 40  
 WSU 135 Idaho 18  
 WSU 107 Washington 47

**2000 (3-0)**  
 WSU 110 Washington 44  
 WSU 120 Idaho 34  
 WSU 124 Utah State 75

**2001 (7-1)**  
 WSU 104 California 58  
 UCLA 85 WSU 78  
 WSU 122 Washington 40  
 WSU 114.5 Washington 43.5  
 WSU 146 E. Washington 11  
 WSU 108 Idaho 55  
 WSU 133 Boise State 23  
 WSU 127 Long Beach State 34

**2002 (3-1)**  
 UCLA 106 WSU 92  
 WSU 105 California 93  
 WSU 129 Idaho 66  
 WSU 105 Washington 98

**2003 (1-0)**  
 WSU 113 Washington 90

**2004 (0-1)**  
 WSU 95 Washington 108

The women's track program at Washington State began in 1972. The first dual meet was during the 1977 season.

## WSU Women's Coaches and Captains

Year	Coach	Won	Loss	Captain
1974	Rosemary Lundell	0	0	
<b>1 Year Career Record</b>		<b>0</b>	<b>0</b>	<b>(.000)</b>
1975	Jeanette Marsh	0	0	
<b>1 Year Career Record</b>		<b>0</b>	<b>0</b>	<b>(.000)</b>
1976	Dot Dobie	0	0	
1977	Dot Dobie	0	1	
1978	Dot Dobie	0	1	
<b>3 Year Career Record</b>		<b>0</b>	<b>2</b>	<b>(.000)</b>
1979	Kelli Koltyn	0	2	
1980	Kelli Koltyn	0	2	
1981	Kelli Koltyn	0	3	
1982	Kelli Koltyn	2	4	
<b>4 Year Career Record</b>		<b>2</b>	<b>11</b>	<b>(.154)</b>
1983	Jessica Cassleman	2	3	
1984	Jessica Cassleman	4	1	
<b>2 Year Career Record</b>		<b>6</b>	<b>4</b>	<b>(.600)</b>
1985	Rob Cassleman	8	3	
1986	Rob Cassleman	6	1	
1987	Rob Cassleman	4	1	Lisa Braun, Roxie Davis
1988	Rob Cassleman	4	2	Lisa Braun, Roxie Davis
1989	Rob Cassleman	4	2	Mechelle McClain, Darlene McClure, Amy Moore
1990	Rob Cassleman	3	4	None
1991	Rob Cassleman	6	4	None
1992	Rob Cassleman	7	1	Jennifer Carpenter, Michele Hayes
1993	Rob Cassleman	4	4	Tracy Pleiman, Carol Smith
1994	Rob Cassleman	6	2	Kristy Andrews, Jessica Brathovd, Sheila Phillips
1995	Rob Cassleman	3	6	Julie Bainbridge, Tiffany Paup, Jenny Zenner
<b>11 Year Career Record</b>		<b>55</b>	<b>30</b>	<b>(.647)</b>
1996	Rick Sloan	6	4	Heidi Shultz
1997	Rick Sloan	8	2	Marilyn Moberly, Heidi Shultz
1998	Rick Sloan	4	1	Tamika Brown
1999	Rick Sloan	3	0	Molly Moore
2000	Rick Sloan	3	0	Francesca Green
2001	Rick Sloan	7	1	Cicely Clinkenbeard
2002	Rick Sloan	3	1	Randi Smith
2003	Rick Sloan	1	0	Whitney Evans, Ellanne Richardson
2004	Rick Sloan	0	1	Monique Jessie
<b>9 Year Career Record</b>		<b>35</b>	<b>10</b>	<b>(.777)</b>
<b>Overall Women's Record:</b>		<b>98</b>	<b>57</b>	<b>(.632)</b>



# WSU RECORD HISTORY

## Men's Team Results

<b>1895 (1-0-0)</b> WSU 38	Idaho 12	<b>1916 (3-1-0)</b> WSU 87 Idaho 66 WSU 84 WSU 62	Whitman 43 WSU 65 Montana 47 S.A.A.C. 60	<b>1935 (3-1-0)</b> California 85 WSU 63 3/5 WSU 95 WSU 71.3	WSU 46 Oregon 63 2/5 Idaho 36 Washington 54.6	<b>1951 (4-0-0)</b> WSU 77 WSU 74 WSU 68.6 WSU 72.5	Idaho 54 Oregon State 56 Oregon 62.3 Washington 58.5
<b>1896 (0-1-0)</b> Idaho 27	WSU 18	<b>1918 (2-0-0)</b> WSU 69 WSU 74	Idaho 62 Idaho 56	<b>1936 (4-2-0)</b> California 95 Oregon 69.5 WSU 91.3 WSU 69 WSU 98.5 WSU 98.5	WSU 36 WSU 61.5 Oregon State 38.6 Washington 62 Idaho 49.5 Montana 16	<b>1952 (3-1-0)</b> WSU 93.5 Oregon 67.5 WSU 94.5 WSU 77	Idaho 37.5 WSU 63.5 Oregon State 36.5 Washington 54
<b>1898 (1-0-0)</b> WSU 36	Idaho 3	<b>1919 (2-0-0)</b> WSU 79 WSU 74	Idaho 32 Oregon State 57	<b>1920 (1-1-0)</b> Washington 77 WSU 68.5	WSU 54 Idaho 62.5	<b>1953 (4-0-0)</b> WSU 96 WSU 97 WSU 86 WSU 79.5	Oregon State 34 Idaho 23 Oregon 45 Washington 51.5
<b>1899 (1-0-0)</b> WSU 27	Idaho 17	<b>1921 (1-2-0)</b> WSU 78 Washington 84 Oregon State 71.5	Idaho 53 WSU 47 WSU 58.5	<b>1922 (1-2-0)</b> WSU 92 Washington 93 OSU 77.5	Idaho 39 WSU 38 WSU 53.5	<b>1954 (2-2-0)</b> Oregon 67.5 WSU 89.6 WSU 89.5 Washington 68	WSU 63.5 Idaho 41.3 Oregon State 41.5 WSU 63
<b>1900 (1-1-0)</b> Washington 74 WSU 44	WSU 44 Idaho 7	<b>1923 (2-1-0)</b> WSU 98.5 Washington 98 WSU 69.5	Idaho 32.5 WSU 33 Montana 61.5	<b>1924 (5-0-0)</b> WSU 69 WSU 69 WSU 79.5 WSU 96 5/6 WSU 66	Idaho 57 Gonzaga 5 Idaho 51.5 Montana 32 1/6 Oregon 65	<b>1955 (2-2-0)</b> WSU 93.3 WSU 94.5 Oregon 72 Washington 70	Oregon 37.6 Idaho 36.5 WSU 59 WSU 61
<b>1901 (1-1-0)</b> WSU 82 Washington 99	Whitman 41 WSU 24	<b>1925 (3-2-0)</b> WSU 85 WSU 85 Montana 73 WSU 77.3 Washington 81	Idaho 36.3 Gonzaga 13.6 WSU 58 Idaho 53.6 WSU 50	<b>1926 (4-1-0)</b> WSU 66.5 WSU 73 UM 70.75 WSU 70 WSU 70	Oregon State 63.5 Idaho 58 WSU 57 Idaho 30.25 Gonzaga 4	<b>1956 (3-1-0)</b> WSU 91.5 Oregon 72.5 WSU 73 WSU 71 2/5	Idaho 31.5 WSU 58.5 Oregon State 58 Washington 59 3/5
<b>1902 (1-1-0)</b> Washington 84 WSU 68	WSU 37 Whitman 54	<b>1927 (2-1-0)</b> Oregon 66 WSU 66 WSU 67	Idaho 65 Idaho 65 Montana 64	<b>1928 (4-1-0)</b> WSU 84 Washington 78 WSU 79 WSU 96.5 WSU 96.5	Idaho 47 WSU 53 Oregon 52 Idaho 53.5 Gonzaga 9	<b>1957 (4-2-0)</b> WSU 101 WSU 100 WSU 101 Oregon 94 WSU 82.3 Washington 84.3	Whitworth 30 EWU 31 Idaho 30 WSU 37 Oregon State 48.6 WSU 46.6
<b>1903 (1-1-0)</b> Idaho 71 WSU 79	WSU 51 Whitman 43	<b>1929 (1-1-0)</b> WSU 108 Washington 82.3	Idaho 23 WSU 48.6	<b>1929 (1-1-0)</b> WSU 83 WSU 69 2/5 Washington 78	Idaho 48 Oregon State 61 3/5 WSU 53	<b>1958 (7-1-0)</b> WSU 120 WSU 97 WSU 103 WSU 100 WSU 97 Oregon 71 WSU 95.25 WSU 71	Gonzaga 11 Idaho 34 EWU 28 Whitworth 30 EWU 34 WSU 59 Oregon State 35.75 Washington 60
<b>1904 (3-0-0)</b> WSU 81 WSU 87 WSU 84	Idaho 41 Montana 26 Whitman 48	<b>1930 (2-1-0)</b> WSU 85 WSU 93 Washington 75	Whitman 46 Idaho 38 WSU 55	<b>1931 (2-1-0)</b> WSU 83 WSU 69 2/5 Washington 78	Idaho 48 Oregon State 61 3/5 WSU 53	<b>1959 (6-2-0)</b> WSU 89 WSU 120 WSU 99 WSU 102 WSU 100 Oregon State 66 Oregon 74 WSU 67.6	EWU 42 Whitworth 11 Idaho 31 EWU 29 Whitworth 31 WSU 65 WSU 57 Washington 63.3
<b>1905 (2-0-0)</b> WSU 74 WSU 69	Whitman 48 Idaho 59	<b>1932 (4-1-0)</b> Washington 68 WSU 60 WSU 77 WSU 83 WSU 83	WSU 63 Oregon State 57 Idaho 54 Idaho 44 Montana 31	<b>1933 (2-0-0)</b> WSU 114 WSU 72	Idaho 17 Washington 59	<b>1960 (3-2-0)</b> WSU 98 WSU 85 Oregon State 66 Oregon 74.5 WSU 71.5	EWU 33 Idaho 46 WSU 65 WSU 56.5 Washington 59.5
<b>1906 (0-3-0)</b> Montana 62 Whitman 61 Idaho 72	WSU 51 WSU 59 WSU 52	<b>1934 (3-0-0)</b> WSU 73 WSU 72 WSU 77.5	Idaho 58 Oregon 59 Washington 52.5	<b>1935 (3-1-0)</b> WSU 107 WSU 80 WSU 80.5 WSU 67 WSU 89	Montana 54 Oregon State 51 Oregon 50.5 Washington 64 Idaho 42	<b>1961 (2-3-0)</b> WSU 81.3 WSU 69 Oregon 86 Oregon State 92 Washington 75	Idaho 49.6 Idaho 62 WSU 34 WSU 38 WSU 56
<b>1907 (3-2-0)</b> WSU 104 Oregon 84 Oregon State 64.5 WSU 51 WSU 51	Montana 26 WSU 38 WSU 52.5 Whitman 36 Idaho 35	<b>1936 (3-0-0)</b> WSU 99 WSU 82 WSU 100	Whitman 23 Oregon State 39 Idaho 31	<b>1937 (3-0-0)</b> WSU 80 WSU 90 WSU 76	Idaho 51 Oregon 41 Washington 55	<b>1962 (3-2-0)</b> WSU 113 WSU 86.5 Oregon State 91 Oregon 98 WSU 80	EWU 31 Idaho 58.5 WSU 54 WSU 45 Washington 65
<b>1908 (2-1-0)</b> WSU 37 Oregon 62 WSU 73	Idaho 33 WSU 60 Montana 56	<b>1938 (1-2-0)</b> Idaho 70.6 WSU 67 Washington 75	WSU 60.3 Oregon 64 WSU 56	<b>1939 (2-0-0)</b> WSU 95.6 WSU 87	Idaho 36.3 Washington 44	<b>1963 (3-2-0)</b> WSU 120 WSU 106 Oregon State 92 Oregon 87 WSU 74	EWU 24 Idaho 39 WSU 53 WSU 57 Washington 71
<b>1909 (3-0-0)</b> WSU 99 WSU 82 WSU 100	Whitman 23 Oregon State 39 Idaho 31	<b>1939 (3-0-0)</b> WSU 80 WSU 90 WSU 76	Idaho 51 Oregon 41 Washington 55	<b>1940 (3-1-0)</b> California 98 WSU 78 WSU 73 WSU 68.6	WSU 33 Idaho 53 Oregon 58 Washington 62.3	<b>1964 (3-3-0)</b> WSU 110	Idaho 35
<b>1910 (3-1-0)</b> WSU 117 Oregon 81 WSU 82 WSU 76	Whitman 23 WSU 51 Oregon State 45 Idaho 64	<b>1941 (4-0-0)</b> WSU 91 WSU 73 WSU 72.6 WSU 73	Idaho 40 Montana 56 Oregon 58.3 Washington 58	<b>1942 (1-2-0)</b> Idaho 79 2/5 WSU 71 Washington 71.3	WSU 51 3/5 Oregon 60 WSU 59.6		
<b>1911 (3-0-0)</b> WSU 83 WSU 79 WSU 99.5	Montana 39 Idaho 61 Whitman 40.5	<b>1943 (1-2-0)</b> WSU 89 Washington 66 Oregon 80.5	Idaho 42 WSU 64 WSU 50.5	<b>1944 (4-0-0)</b> WSU 91 WSU 91 WSU 72.6 WSU 73	Idaho 40 Montana 56 Oregon 58.3 Washington 58		
<b>1912 (3-0-0)</b> WSU 71 WSU 74 WSU 82	Whitman 64 Idaho 52 Washington 58	<b>1945 (3-5-0)</b> WSU 75 2/3 WSU 75 Idaho 69 1/6 Trainees 62 Washington 41 Washington 61 WSU 35 Whitman 38 1/2	Idaho 55 1/3 Whitman 56 WSU 61 5/6 WSU 28 WSU 28 WSU 35 Idaho 27 1/2 WSU 35	<b>1946 (2-1-0)</b> Idaho 69.3 WSU 76 WSU 69.5	WSU 61.6 Oregon 55 Washington 61.5		
<b>1913 (2-1-0)</b> WSU 72 WSU 90.5 Washington 68	Whitman 39 Idaho 39.5 WSU 63	<b>1947 (5-0-0)</b> WSU 77 WSU 80 WSU 80.5 WSU 67 WSU 89	Montana 54 Oregon State 51 Oregon 50.5 Washington 64 Idaho 42	<b>1948 (5-0-0)</b> WSU 98 WSU 90 WSU 89 WSU 102 WSU 87.3	Idaho 32 Oregon 41 Oregon State 42 Montana 29 Washington 43.6		
<b>1914 (4-1-0)</b> WSU 76 WSU 93.5 Idaho 68 WSU 81 WSU 77	Montana 51 M.A.C. 37.5 WSU 63 Whitman 50 Washington 54	<b>1949 (5-0-0)</b> WSU 107 WSU 81.6 WSU 88.5 WSU 103.5 WSU 79	Montana 24 Oregon 49.3 Oregon State 42.5 Idaho 23.5 Washington 52	<b>1950 (3-1-1)</b> WSU 93 3/4 Oregon 75.5 WSU 84 WSU 73.5 WSU 65.5	Montana 37 1/4 WSU 55.5 Oregon State 47 Idaho 56.5 Washington 65.5		
<b>1915 (3-1-0)</b> WSU 112 WSU 76 Washington 72 WSU 67	M.A.C. 19 Whitman 55 WSU 58 Idaho 64						



# WSU RECORD HISTORY



## Men's Team Results

WSU 73	Oregon State 72	WSU 107	Nebraska 83	<b>1981 (11-0)</b>	Idaho 49	<b>1988 (7-1)</b>	WSU 69
Stanford 78	WSU 67	Oregon 94	WSU 69	WSU 114	Montana 29	Oregon 94	Oregon State 44
Oregon 81	WSU 64	WSU 123	Utah State 64	WSU 126	Oregon State 58	WSU 104	Idaho 23.5
USC 86	WSU 59	WSU 121.5	Montana 64.5	WSU 105	Washington 65	WSU 107.5	Idaho 40
WSU 80	Washington 65	WSU 91.5	Washington 71.5	WSU 98	Brigham Young 60	WSU 94	Boise State 50
<b>1965 (3-1-0)</b>		<b>1974 (8-1)</b>		WSU 103	Oregon 77	WSU 91	Oregon State 48.5
WSU 83	Oregon State 62	WSU 124	Boise State 58	WSU 86	Idaho 35	WSU 95.5	Washington 70
Oregon 75	WSU 70	WSU 121	Weber State 66	WSU 124	Arizona State 66	WSU 91	Montana 24
WSU 81	USC 65	WSU 86.5	San Jose State 67.5	WSU 96	Washington 72	WSU 91	
WSU 82	Washington 63	WSU 87	Oregon State 76	WSU 91	Montana 33	WSU 116	
<b>1966 (1-4-0)</b>		Oregon 94	WSU 71	WSU 104	Stanford 57	<b>1989 (8-1)</b>	
Oregon State 89	WSU 55	WSU 121	EWU 53	WSU 104		WSU 91	Kansas State 74
WSU 78	California 67	WSU 131	Idaho 40	<b>1982 (11-0)</b>		WSU 94	Idaho 52
Oregon 82	WSU 62	WSU 113	Montana 55	WSU 105	Idaho 25	WSU 99.5	WSU 62
UCLA 107	WSU 38	WSU 84	Washington 79	WSU 121	Montana 12	WSU 93	Illinois 96.5
Washington 76	WSU 68	<b>1975 (7-3)</b>		WSU 90	Oregon 73	WSU 101	Idaho 42
<b>1967 (1-5-0)</b>		WSU 140	CSUH 30	WSU 123	Stanford 40	WSU 108	EWU 36
WSU 106	Idaho 15	WSU 136	CSUS 34	WSU 98	Arizona State 64	WSU 83	Washington 77
Oregon State 104	WSU 41	San Jose State 82	WSU 81	WSU 108.5	Oregon State 47.5	WSU 129	Montana 29
California 101	WSU 44	Oregon State 92.5	WSU 73.5	WSU 115	Idaho 41	<b>1990 (9-1)</b>	
Oregon 91	WSU 45	WSU 94	Oregon 64	WSU 95	Washington 68	Oregon 89	WSU 74
UCLA 100	WSU 45	WSU 151	Idaho 11	WSU 108	Boise State 47	WSU 82	Oregon 81
Washington 88	WSU 57	WSU 124	Montana 58	WSU 140	Montana 21	WSU 108	Georgetown 34
<b>1968 (6-2-0)</b>		WSU 130	EWU 51	WSU 97	Kansas State 66	WSU 123	Cal Poly Slo 36
WSU 132	EWU 13	WSU 141	Club NW 15	<b>1983 (14-0)</b>		WSU 107	Idaho 35
WSU 136	Whitworth 9	Washington 95	WSU 68	WSU 128	Montana 41	WSU 108	EWU 27
WSU 114	Montana 31	<b>1976 (7-1)</b>		WSU 116	Idaho 53	WSU 110	Washington 53
Oregon State 89	WSU 61	WSU 121	Idaho State 42	WSU 116	Oregon State 42	WSU 111	Boise State 22.33
WSU 109	Stanford 36	WSU 130	Idaho 43	WSU 90	California 71	WSU 144	Idaho 1
WSU 77	Oregon 68	WSU 121	Oregon State 42	WSU 100	Arizona State 59	WSU 97	Brigham Young 65
USC 90	WSU 50	WSU 99	Brigham Young 60	WSU 110	Stanford 36	<b>1991 (10-0)</b>	
WSU 107	Washington 38	WSU 135	Boise State 17	WSU 82	USC 65	WSU 121	Ohio State 33
<b>1969 (9-2-0)</b>		Oregon 95	WSU 68	WSU 89	Oregon 74	WSU 130	Idaho 24
WSU 139	Whitworth 19	WSU 125	Montana 22	WSU 115	Idaho 43	WSU 131.5	Idaho 24
WSU 136	Idaho 21	WSU 117	Washington 45	WSU 115	EWU 67	WSU 116.5	Idaho 24
WSU 137	EWU 22	<b>1977 (8-1)</b>		WSU 112	Weber State 46	WSU 129	Idaho 36
WSU 128	Montana 27	WSU 103	Oregon State 59	WSU 100	EWU 53	WSU 127	Idaho 36
Oregon State 86	WSU 68	WSU 146	Boise State 39	WSU 97	Montana State 55	WSU 111	Idaho 16
WSU 88	Stanford 66	WSU 104	Brigham Young 59	WSU 95	UCLA 68	WSU 136	Idaho 16
WSU 114	Arizona State 40	Oregon 94	WSU 68	<b>1984 (12-0)</b>		WSU 101	Washington 61
WSU 84	San Jose State 67	WSU 105	Utah 70	WSU 94	Oregon 69	WSU 99	Nebraska 62
WSU 89	Oregon 65	WSU 108	Montana 57	WSU 120	Stanford 22	<b>1992 (11-0)</b>	
USC 82	WSU 72	WSU 108.5	Washington 74.5	WSU 113	California 50	WSU 102	BYU 58
WSU 115	Washington 39	WSU 120	Idaho 61	WSU 97	San Jose State 65	WSU 114	Idaho 48
<b>1970 (8-2-0)</b>		WSU 120	Weber State 43	WSU 121	USC 62	WSU 137	Idaho 48
WSU 150	Montana State 8	<b>1978 (11-0)</b>		WSU 116	EWU 42	WSU 113	EWU 20
WSU 143	Whitworth 10	WSU 107.5	Oregon State 51.5	WSU 115	Weber State 41	WSU 125	Air Force Academy 46
WSU 136.5	Montana 16.5	WSU 106	Arizona State 45	WSU 105	Boise State 42	WSU 125	Idaho 36
WSU 134	EWU 19	WSU 104	California 55	WSU 126	Washington 56	WSU 135	Portland 14
WSU 142	Idaho 10	WSU 85	Oregon 78	WSU 92	Oregon State 67	WSU 96	California 67
WSU 100	Oregon State 63	WSU 137	Idaho 41	WSU 96	Idaho 54	WSU 116	Nevada 38
WSU 78	California 76	WSU 112	Colorado State 74	<b>1985 (8-0)</b>		WSU 85	Oregon 78
Oregon 83.5	WSU 70.5	WSU 123	Montana 63	WSU 113	Oregon State 49	WSU 96	Washington 67
UCLA 97	WSU 42	WSU 125	Boise State 50	WSU 124	Kansas State 36	WSU 105	Idaho 57
WSU 105	Washington 49	WSU 108	Washington 54	WSU 140	Weber State 21	<b>1993 (8-1)</b>	
<b>1971 (6-5-0)</b>		WSU 124	Idaho 61	WSU 107	Oregon 55	WSU 97	Oregon 66
WSU 121	EWU 10	WSU 134	Weber State 33	WSU 116	Idaho 34	WSU 129	Oregon 66
WSU 122	Whitworth 9	<b>1979 (10-1)</b>		WSU 105	Oregon State 48	WSU 100.5	Idaho 29
WSU 127	Montana 27	WSU 81	EWU 77	WSU 100	Boise State 52	WSU 123.5	Idaho 29
WSU 146	Idaho 8	WSU 99	Oregon State 63	WSU 105	Washington 58	WSU 131	Idaho 29
WSU 128	Idaho State 20	WSU 91	Arizona State 71	<b>1986 (10-1)</b>		WSU 114	Idaho 29
WSU 94	San Jose State 69	WSU 129	Idaho 57	WSU 120	Oregon State 42	WSU 131	Idaho 54
Oregon State 82.5	WSU 71.5	Oregon 95	WSU 68	WSU 95	Washington 67	WSU 114	Idaho 54
California 96	WSU 48	WSU 100.5	BYU 62.5	Oregon 86	Washington 77	WSU 102	Kansas State 84
Oregon 107	WSU 46	WSU 122	Utah State 25	WSU 119	Oregon State 38	WSU 145	Arizona State 90
UCLA 84	WSU 61	WSU 116	Utah 26	WSU 107	Idaho 46	<b>1994 (13-0)</b>	
Washington 84	WSU 61	WSU 127	Weber State 19	WSU 96	Idaho 50	WSU 124.5	EWU 37.5
<b>1972 (8-2-0)</b>		WSU 86	Washington 77	WSU 110	Montana 29	WSU 109	Idaho 46
WSU 128	Idaho 34	WSU 117	Montana 45	WSU 108	Montana State 33	WSU 143	Portland 17
WSU 147	EWU 17	<b>1980 (9-2)</b>		WSU 93	Boise State 57	WSU 105	Washington 94
WSU 129	CWU 33	WSU 98	Idaho 50	WSU 102	Washington 51	WSU 129	EWU 60
Oregon State 101	WSU 62	WSU 119	Montana 34	WSU 101	Idaho 34	WSU 130	Portland 43
WSU 150	Wyoming 12	Oregon 96	WSU 67	<b>1987 (10-1)</b>		WSU 97	California 96
WSU 124	Idaho 22	WSU 84	Arizona State 70	WSU 96	Oregon State 62	WSU 111	Nevada 73
WSU 123	Air Force 26	WSU 100	Oregon State 63	WSU 104	WSU 69	WSU 132	Sacramento St. 53
WSU 114	Montana 36	WSU 104	Idaho 58	WSU 94	Idaho 27	WSU 111	Air Force Acad. 79
Oregon 99	WSU 63	WSU 102	Fresno State 46	WSU 104	Idaho 42	WSU 114	Cal Poly SLO 70
WSU 100	Washington 62	California 93	WSU 61	WSU 115	EWU 42	WSU 89	Washington 73
<b>1973 (9-2-0)</b>		WSU 101	Washington 63	WSU 95	Montana State 41	WSU 127	Idaho 25
WSU 142	CWU 10	WSU 105	N. Arizona 44	WSU 106	Weber State 59		
WSU 139	EWU 60	WSU 103	Arizona 46	WSU 99	Idaho 50		
WSU 141	Whitworth 36			WSU 96	Colorado 47		
WSU 134	Idaho 54			WSU 92	Boise State 61		
WSU 119	Colorado State 73				Washington 67		
Oregon State 91	WSU 72						