

HISTORY & AWARDS

HONORS

FRANK BUTLER AWARD WINNERS

Awarded annually to a senior member of the Cougar football team who exemplifies the Cougar spirit that Spokane booster Frank Butler was famous for.

1971	Chuck Hawthorne
1972	Steve Hamilton
1973	Tom Poe
1974	Gary Larsen
1975	Vern Chamberlain
1976	Tim Ochs
1977	Dan Doornink
1978	Jack Thompson
1979	Bevan Maxey
1979	Bob Gregor
1980	Samoa Samoa
1981	Jeff Keller
1982	Gary Patrick
1983	Sonny Elkinton
1984	Dan Lynch
1985	Curt Ladines
1986	Rick Chase
1987	Chris Hiller
1988	Artie Holmes
1989	Mark Ledbetter
1990	Dan Webber
1991	Jay Reyna
1992	C. J. Davis
	Robbie Tobeck
1993	Josh Dunning
1994	Payam Saadat
1995	Eric Moore
1996	David Knuff
1997	Dorian Boose
1998	Rob Rainville
1999	Steve Gleason
2000	Adam Hawkins
2001	Jeremy Thielbahr
2002	Collin Henderson
2003	Jason David
2004	Jeremy Bohannon



2004 Butler Award and Bohler Award winner Jeremy Bohannon

LAURIE NIEMI AWARD WINNERS

Awarded to the senior who best shows the courage, spirit, and attitude of former Cougar assistant coach Laurie Niemi.

1968	Steve Bartelle
1969	No Winner
1970	Terry Durst
1971	Brian Lange
1972	Mike Johnson
1973	Craig Craighead
1974	Steve Ostermann
1975	Carl Barschig
1976	Jon DesPois
1977	Don Hover
1978	Mark Chandless
1979	Tali Ena
1980	Jim Whatley
1981	Ken Collins
1982	Ken Emmil
1983	Pat Lynch
1984	Brent White
	Jamie White
1985	Mike Dreyer
1986	Ron Collins
1987	Brian Forde
	James Hasty
1988	Ivan Cook
1989	Paul Wulff
1990	Chris Moton
1991	Lee Tilleman
1992	Lewis Bush
1993	Mike Pattinson
1994	Ron Childs
1995	Greg Burns
1996	James Darling
1997	Leon Bender
1998	Dee Moronkola
1999	Steve Gleason
2000	Austin Matson
2001	Dave Minnich
2002	Mawuli Davis
2003	Jeremey Williams
2004	Hamza Abdullah



2004 Niemi Award winner Hamza Abdullah

J. FRED BOHLER AWARD WINNERS

By a vote of his teammates, this award is given annually to a member of the football team who best exemplifies the inspiration of former athletic director and head basketball coach J. Fred Bohler.

1921	Milo McIver	1943	No Football	1965	Willie Gaskins	1987	Chris Leighton
1922	Ford Dunton	1944	No Football	1966	Dave Petersen	1988	Victor Wood
1923	John Zaepfel	1945	Rod Giske	1967	Mike Cadigan	1989	Marlin Brown
1924	William Hales	1946	Dick Abrams	1968	Steve Bartelle	1990	Jody Sears
1925	William Kramer	1947	Jerry Williams	1969	No Award	1991	Jay Reyna
1926	Harold J. Hansen	1948	Laurie Niemi	1970	Bob Ewen	1992	Konrad Pimiskern
1927	Carl Gustafson	1949	Otto Kofler	1971	Steve Busch	1993	DeWayne Patterson
1928	Daniel Horan	1950	Laverne Torgeson	1972	Ty Paine		Josh Dunning
1929	Archie Buckley	1951	Byron Bailey	1973	Ken Grandberry	1994	Payam Saadat
1930	Harold Ahlskog	1952	Elmer Messenger	1974	Gary Larsen	1995	Chris Hayes
1931	George Hurley	1953	Wayne Berry	1975	Vaughn Williams	1996	Johnny Nansen
1932	Clement Senn	1954	Talmadge Washington	1976	Bob Hill		Scott Sanderson
1933	Phil Sarboe	1955	Vaughan Hitchcock	1977	Brian Kelly	1997	Cory Withrow
1934	Harold Hawley	1956	Everett Gust	1978	Tom Larsen	1998	Steve Gleason
1935	Charles McBride	1957	Swinton Aldrich	1979	Steve Grant	1999	Torry Hollimon
1936	Floyd Terry	1958	Bill Steiger	1980	Scott Pelluer	2000	Chris Martin
1937	Hal Smith	1959	Marvin Nelson	1981	Mike Walker	2001	Billy Newman
1938	John Klumb	1960	Roger Duprel	1982	Steve Sebahar	2002	Fred Shavies
1939	Earle Ross	1961	Jerry Campbell	1983	Tracy Adkins	2003	Matt Kegel
1940	Earle Stone	1962	George Reed	1984	Jerald Waters	2004	Jeremy Bohannon
1941	Herb Godfrey	1963	Roy Busse	1985	Ruben Mayes		
1942	Bill Remington	1964	Wally Dempsey	1986	Kerry Porter		

HONORS

ALL-CONFERENCE FIRST TEAM

(All-PCC Team by Helms Athletic Foundation, 1916-1938)

- 1917 Clarence Zimmerman, e
Walter Herried, t
Silas Stites, g
Benton Bangs, hb
- 1919 Roy Hanley, e
Walter Herried, t
Earl Dunlap, c
Lloyd Gillis, fb
- 1920 Fred Hamilton, g
Earl Dunlap, c
Lloyd Gillis, fb
- 1921 Earl Dunlap, g
(played center)
- 1925 Herbert Meeker, qb
- 1929 Elmer Schwartz, fb
- 1930 Glenn "Turk" Edwards, t
Mel Hein, c
- 1932 George Sander, hb
- 1934 George Theodoratus, t
Ed Goddard, qb
- 1935 Ed Goddard, qb
- 1936 Ed Goddard, hb
- 1937 Al Hoptowitz, g
- 1948 Laurie Niemi, t
Jerry Williams, hb
- 1949 Don Paul, hb
- 1950 Laverne Torgeson, lb
- 1951 Ed Barker, e
Don Steinbrunner, e
- 1956 Bill Steiger, hb
- 1957 Don Ellingsen, e
Bob Newman, qb
- 1958 Chuck Morrell, fb
- 1962 Hugh Campbell, e
- 1964 Clancy Williams, hb
- 1965 Wayne Foster, dt
Bill Gaskins, cb
- 1966 Doug Flansburg, e
Ron Vrillac, c
- 1969 Lionel Thomas, db
- 1970 Steve Busch, g
- 1971 Steve Busch, g
Bernard Jackson, rb
Don Sweet, k
Ron Mims, db
- 1972 Bill Moos, ot
Steve Ostermann, g
- 1973 Steve Ostermann, g
Tom Poe, lb
Geoff Reece, c
- 1974 Steve Ostermann, g
Geoff Reece, c
Gary Larsen, lb
- 1975 Gavin Hedrick, p
- 1976 Jack Thompson, qb
Mike Levenseller, se



Ed Goddard: Three-time All-Conference quarterback, 1934-35-36.



Steve Ostermann: Three-time All-Conference, 1972-73-74.

- 1977 Mike Levenseller, se
Gavin Hedrick, p
- 1978 Jack Thompson, qb
Mark Chandless, c
Allan Kennedy, ot
- 1979 Paul Sorensen, fs
- 1981 Matt Elisara, ng
Kerry Porter, rb
Dan Lynch, og
Keith Millard, dt
Eric Williams, dt
- 1984 Dan Lynch, og
Rueben Mayes, rb
Mark Rypien, qb
- 1985 Rueben Mayes, rb
Erik Howard, dt
Kitrick Taylor, rs
- 1988 Mike Utley, og
Steve Broussard, rb
- 1989 Jason Hanson, pk
Steve Broussard, rb
John Husby, ot
Don Grayson, lb
- 1990 Clarence Williams, te
Jason Hanson, pk/p
- 1991 Jason Hanson, p
Clarence Williams, te
- 1992 Drew Bledsoe, qb
Clarence Williams, te
- 1993 DeWayne Patterson, de
Anthony McClanahan, lb
Deron Pointer, rs
- 1994 Mark Fields, lb
DeWayne Patterson, de
Chad Eaton, dt
Don Sasa, dt
- 1996 James Darling, lb
Scott Sanderson, ot
Shawn Tims, rs
- 1997 Ryan Leaf, qb
Leon Bender, dt
- 2001 Derrick Roche, og
Lamont Thompson, fs
Drew Dunning, k
Jason Gesser, qb
Calvin Armstrong, ot
Derrick Roche, og
Rien Long, dt
- 2003 Marcus Trufant, cb
Josh Parrish, ol
Will Derting, lb
Jason David, cb
Erik Coleman, fs
Drew Dunning, pk
- 2004 Calvin Armstrong, ot

HONORS



Glenn "Turk" Edwards was named to two All-America first teams in 1930.



Mike Utley was named to six All-America first teams in 1988.



Drew Bledsoe was an All-American in 1992 while leading WSU to a Copper Bowl win.

ALL-AMERICA FIRST TEAM

1930	Glenn "Turk" Edwards, t (by AP, NY Sun) Mel Hein, c (by All-America Board) Harold Ahlskog, g (by NY Post)
1934	Ed Goddard, qb (Liberty Mag.)
1935	Ed Goddard, qb (Liberty Mag.)
1936	Ed Goddard, qb (by UPI, Liberty Mag.)
1941	Dale Gentry, e (by NY Sun)
1942	Bob Kennedy, fb (by UPI)
1948	Laurie Niemi, t (by INS)
1956	Bill Steiger, e (by FWA-Look)
1961	Hugh Campbell, e (by All-America Board)
1964	Clancy Williams, hb (by AP, NEA, FWA-Look)
1965	Wayne Foster, dt (by FWA-Look)
1974	Geoff Reece, c (by Time Magazine, Walter Camp)
1977	Ken Greene, db (NEA)
1978	Jack Thompson, qb (by Sporting News)
1981	Paul Sorensen, fs (by Football News, NEA) Pat Beach, te (by Sporting News)
1984	Dan Lynch, og (by AP, Football News) Rueben Mayes, rb (by UPI, Football Writers)
1985	Rueben Mayes, rb (by Football News)
1988	Mike Utley, og (by AP, UPI, Football Writers, AFCA-Kodak, Scripps-Howard, Football News)
1989	Jason Hanson, pk (AP, UPI, AFCA-Kodak, Football Writers, Walter Camp, NEA, Sporting News, Football News)
1991	Jason Hanson, pk (by UPI, Football Writers)
1992	Drew Bledsoe, qb (by NEA)
1994	DeWayne Patterson, de (by Football News)
1996	Scott Sanderson, ot (by Sporting News)
1997	Ryan Leaf, qb (by Sporting News)
2001	Lamont Thompson, fs (by AP)
2002	Jason Gesser, qb (by College Football News) Rein Long, dt (by AP, FWA, CNNSI.com, Sporting News, ESPN) Derrick Roche, og (by AFCA) Marcus Trufant, cb (by ESPN)
2003	Drew Dunning, pk (Sporting News)

ALL-AMERICA SECOND TEAM

1928	Mel Dressel, t (by NY Sun)
1930	Mel Hein, c (by NANA, AP) Glenn "Turk" Edwards, t (by NANA) Elmer Schwartz, fb (by NANA)
1932	George Sander, hb (by AP, NEA, NY Sun)
1942	Bob Kennedy, fb (by AP)
1956	Bill Steiger, e (by AP)
1962	Hugh Campbell, e (by AP, UPI)
1965	Bill Gaskins, cb (by UPI, NEA)
1981	Pat Beach, te (by NEA) Paul Sorensen, fs (by Sporting News)
1984	Dan Lynch, og (by Sporting News) Rueben Mayes, rb (AP, Football News, Sporting News)
1986	Kerry Porter (Sporting News) Ricky Reynolds (Sporting News)
1988	Mike Utley, og (by Sporting News) Steve Broussard, rb (by Sporting News)
1994	DeWayne Patterson, de (by AP) Chad Eaton, dt (by UPI)
1996	James Darling, lb (by Sporting News)
1997	Ryan Leaf, qb (by AP)
2001	Lamont Thompson, fs (by Sporting News)
2002	Derrick Roche, og (by AP, Sporting News, CNNSI.com) Marcus Trufant (by AP)

ALL-AMERICA THIRD TEAM

1928	Mel Dressel, t (by AP)
1930	Elmer Schwartz, fb (by AP)
1936	Ed Goddard, qb (by AP)
1941	Nick Susoeff, e (by AP) Bill Sewell, qb (by AP)
1957	Don Ellingsen, e (by AP)
1960	Hugh Campbell, e (by AP)
1961	Hugh Campbell, e (by AP, UPI)
1988	Tim Stallworth, wr (by Football News)
1990	Jason Hanson, p (by Football News, AP)
1991	Jason Hanson, pk (by Football News)
1992	Anthony McClanahan, lb (by Football News)
1993	Anthony McClanahan, lb (by Football News)
1994	Chad Eaton, dt (by AP) Mark Fields, lb (by AP)
1996	Scott Sanderson, ot (by Football News)
1997	Leon Bender, dt (by AP)

Washington State University

KICKERS

HANSON AND OREGON STATE LEAD FIELD GOAL LISTS

WSU kickers have booted 35 field goals of 50 yards or longer, including the first one by Joe Danelo, a 50-yarder in 1972 against USC. Jason Hanson, now an NFL star with the Detroit Lions, holds the distinction of having kicked the most field goals 50 yards or longer for Washington State and owns the school record with a 62 yard kick in 1991 at UNLV. Hanson, in his career as both a punter and kicker, earned All-America first team honors three times and academic All-America first team honors three times. While at WSU, 1988-91, Hanson made 18 field goals of 50 yards or longer, including the 62-yarder, which at the time was the longest in NCAA history without the use of a kicking tee. In all, eight Cougar kickers have had at least one field goal of 50 yards or longer. Rian Lindell, who finished up his career in 1999, booted five kicks through the uprights from 50 yards or longer and Aaron Price, youngest son of WSU head coach Mike Price, had three of the magical kicks. Four Cougar kickers had two field goals 50 yards or longer, Paul Watson, Joe Danelo, Tony Truant and Kevin Morris, while Kevin Adams had one long field goal.

Oregon State has been the victim of the most Cougar field goals 50 yards or longer. WSU kickers have booted seven against Oregon State and five against Arizona. Cougar kickers have hit three long field goals each against Stanford and UCLA and two each against Brigham Young,



NO RARITY AT WSU - 50 YARD FIELD GOALS

Jason Hanson, who set the NCAA record for the longest field goal without use of a kicking tee when he booted a 62-yarder at UNLV in 1991, has kicked more field goals of 50 yards or longer than any other Cougar, 18.

Idaho and Fresno State. The other 11 field goals include one each against Pac-10 foes Arizona State, Washington, USC and California and non-conference opponents UNLV, Boise State, Wyoming, Ohio State, Temple, Illinois and Montana State. The only conference opponent WSU has not hit a 50-plus field goal against is Oregon.

ALL-WEST COAST FIRST TEAM (BY AP)

1928	Mel Dressel, t	1945	Rod Giske, g	1960	Hugh Campbell, e	1970	Lionel Thomas, db
1929	Elmer Schwartz, fb	1948	Laurie Niemi, t	1961	Hugh Campbell, e	1971	Buzz Brazeau, ot
	Mel Hein, c	1950	Laverne Torgeson, fb	1962	Hugh Campbell, e		Steve Busch, g
	Elmer Schwartz, fb	1951	Ed Barker, e	1964	Clancy Williams, rb		Bernard Jackson, rb
1932	George Sander, hb		Don Steinbrunner, e	1965	Larry Eilmes, fb		Ron Mims, db
1935	Ed Goddard, qb	1956	Bill Steiger, hb		Ron Vrilcak, c	1973	Steve Ostermann, og
1936	Ed Goddard, qb	1957	Don Ellingsen, e		Wayne Foster, dt	1976	Mike Levenseller, se
1941	Dale Gentry, e		Bob Newman, qb		Bill Gaskins, cb	1977	Mike Levenseller, se
	Bill Sewell, qb	1958	Chuck Morrell, fb	1966	Doug Flansburg, e	1979	Allan Kennedy, ot
	Nick Susoeff, e		Marv Nelson, g	1968	Mark Williams, rb		
1942	Bob Kennedy, fb	1959	Keith Lincoln, rb	1969	Lionel Thomas, db		

HONORS

CAMP FOOTBALL FOUNDATION

1974 Geoff Reece, c

JAPAN BOWL

(Tokyo, Japan)

- 1977 Mike Levenseller, se*
- 1981 Allan Kennedy, ot
- 1982 Paul Sorensen, fs
- 1986 Erik Howard, dr
- 1988 Chris Dyko, ot
- Ivan Cook, de
- 1989 Tim Stallworth, wr
- 1990 Mike Smith, og
- 1991 Bob Garman, og*
- 1992 Bob Garman, og
- Clarence Williams, te

*Selected but did not play

COLLEGE ALL-STAR GAME

(Chicago, Illinois; no longer played)

1960 Keith Lincoln, rb

ALL-STAR GRIDIRON CLASSIC

(Orlando, Florida)

- 1998 Dee Moronkola, db
- Jonathan Nance, de
- 2001 Billy Newman, ss
- 2002 Mike Bush, wr

ALL-AMERICA GAME

(Tampa, Florida; no longer played)

- 1973 Kenn Grandberry, rb
- 1974 Joe Danelo, pk

VOIT MEMORIAL TROPHY

(Outstanding Player on the Pacific Coast)

1961 Hugh Campbell, wr

POP WARNER AWARD


(Outstanding Senior on the Pacific Coast)

1985 Rueben Mayes, rb

COACHES ALL-AMERICAN

(Lubbock, Texas; no longer played)

- 1960 Keith Lincoln, rb
- 1962 Mel Melin, qb
- 1971 Bernard Jackson, rb
- Ron Mims, db
- 1972 Ty Paine, qb
- 1973 Ken Grandberry, rb
- Tom Wickert, ot
- 1974 Geoff Reece, c




Former WSU Alumni Director Keith Lincoln played in the 1960 All-America game.

CHALLENGE BOWL

(Seattle, Washington; no longer played)

- 1977 Mike Levenseller, se
- Ken Greene, db
- Dan Doornink, rb (MVP)
- Don Hover, lb
- Don Schwartz, db
- Eason Ramson, te
- 1978 Mark Chandless, c
- Tom Larsen, ot
- Jack Thompson, qb (MVP)
- Paul Watson, pk
- George Yarno, dt



Dan Doornink was MVP of the 1977 Challenge Bowl.

HONORS

HULA BOWL

(Honolulu, Hawaii)

1949	Laurie Niemi, t
	Jerry Williams, rb
1961	Keith Lincoln, rb
1963	Hugh Campbell, e
	George Reed, rb
1965	Clarence Williams, rb
1966	Larry Eilmes, rb
	Wayne Foster, dt
1967	Dave Petersen, rb
1968	Doug Flansburg, e
	Dave Middendorf, t
1969	Dave Golinsky, t
1972	Bernard Jackson, rb
1974	Tom Poe, lb
1975	Steve Ostermann, ot
1978	Mike Levenseller, se
1979	Jack Thompson, qb
1980	Samoa Samoa, qb (MVP)
1984	Joe Taylor, db
1985	Lee Blakeney, lb
1986	Curt Ladiness, c
1988	Mike Utley, og
	Maury Metcalf, olb
1989	Steve Broussard
1991	Jason Hanson, pk
1993	Anthony McClanahan, lb
1994	DeWayne Patterson, de
	Chad Eaton, dt
1997	Duane Stewart, db
	Kevin McKenzie, wr
1998	Dee Moronkola, db
	Love Jefferson, te
	Rob Rainville, ot
1999	Kareem Anderson, p
2000	Chris Martin, cb
	Marcus Williams, wr*
2002	Jerome Riley, wr
2003	Isaac Brown, de
	Erik Coleman, fs
	Sammy Moore, wr
	Josh Parrish, ol
	Jeremey Williams, dt
2004	Hamza Abdullah, db
	Chris Bruhn, rb

*Selected but did not play

BLUE-GRAY

(Montgomery, Alabama)

1974	Gary Larsen, lb
1986	Geoff Reece, c
1986	Erik Howard, dt
	Rueben Mayes, rb
1987	Kerry Porter, rb
	Ricky Reynolds, cb
1989	Steve Broussard, rb*
	Doug Wellstandt, te
1990	Mike Smith, og
1991	Bob Garman, ot*
1993	Brett Carolan, te
	Josh Dunning, og
	Mike Pattinson, qb
1996	Shad Hinchin, cb
1998	Dee Moronkola, db
	Love Jefferson, te
1999	Rob Meier, dt
	Ryan Tujague, ot
2000	Marcus Williams, wr

*Selected but did not play

SENIOR BOWL

(Mobile, Alabama)

1959	Chuck Morrell, fb
	Bill Steiger, hb
1960	Gail Cogdill, e
	Don Ellersick, hb
1962	Mel Melin, qb
	Peter Schenck, wr
1975	Andrew Jones, rb
	Geoff Reece, c
1978	Ken Greene*, db
1984	Dan Lynch+, g
	Keith Millard, dt
	Eric Williams, dt
1985	Dan Lynch, og
1986	Rueben Mayes, rb
	Mark Rypien, qb
1987	Brian Forde, lb
1988	Mike Utley, og
1994	Torey Hunter, cb
	Don Sasa, dt
	Mark Fields, lb
1995	Dwayne Sanders, de
1996	James Darling, lb
	Scott Sanderson, ot
1997	Dorian Boose, de
	Leon Bender, dt
	Jeff Banks, p
1998	Gary Homes, dt
2001	Lamont Thompson, fs
	Raonall Smith, lb
	Nakoa McElrath, wr
2002	Marcus Trufant, cb

+ Later granted another year of eligibility for 1984 collegiate season
* Selected but did not play

LAS VEGAS CLASSIC

(FORMERLY PARADISE BOWL)

(Las Vegas, Nevada)

2001	Alan Cox, P
	Joey Hollenbeck, og
	James Price, lb
	Jeremy Thielbahr, te
	Tupo Tuupo, de
2003	Drew Dunning, pk
	Matt Kegel, qb

THE VILLAGE CLASSIC

(The Villages, Florida)

2003	Matt Kegel, qb
	Virgil Williams, ss

EAST-WEST SHRINE GAME

(Stanford, Calif.)

1926	Fred Kramer, g
1927	Butch Meeker, qb
1928	Mel Dressel, t
	Dan Horan, fb
	Ted Rowher*, hb
1931	George Hurley, e
	Glenn "Turk" Edwards, t
1932	Phil Sarboe, fb
1933	Clem Senn, g
1934	George Theodoratus, t
	Frank Stojak, g
1935	Ted Christofferson, hb
	John Bley, e
1936	Ed Goddard, qb
	Floyd Terry, hb
	Roger Dougherty, fb
1937	Al Hoptowitz, g
	Carl Littlefield, hb
	Bob Grimstead, e
1938	Dick Farman, t
1940	Stan Johnson, k
1941	Bill Sewell, qb
	Dale Gentry, e
1942	Bob Kennedy, fb
	Nick Susoeff, eq
	Bill Remington, c
1945	Rod Giske, g
1947	Francis Bacoka, e
	Tom Parry, e
1948	Laurie Niemi, t
	Jerry Williams, hb
	David Swanson, e
1949	Don Paul, hb
1950	Laverne Torgeson, lb
1951	Bud Roffler, hb
1952	Ed Barker, e
	Harlan Svare, e
	Elmer Messenger, t
1954	Duke Washington, fb
1955	Vaughan Hitchcock, g
1958	Bob Newman, qb
	Bill Steiger, hb
1959	Don Ellersick, db
	Gail Cogdill, e
1960	Keith Lincoln, rb
1961	Mel Melin, qb
1962	Hugh Campbell, e
	George Reed, rb
1963	Roy Busse, c
	Glenn Baker, t
1964	Clancy Williams, rb
1965	Wayne Foster, dt
1967	Dave Middendorf, g
1971	Bernard Jackson, rb
	Steve Busch, g
	Buzz Brazeau, ot
1972	Ty Paine, qb
	Jim Robinson, de
	Bill Moos, ot
1973	Tom Wickert, ot
	Eric Johnson, db
	Ken Grandberry, rb
1974	Andrew Jones, rb
	Geoff Reece, c
1977	Ken Greene, db
	Gavin Hedrick, p
1979	Bob Gregor, db
1980	Scott Pelluer, olb



The first WSU player selected to the East-West Shrine Game team was Fred Kramer.

1982	Pat Beach, te
	Paul Sorensen, fs
1983	Tim Harris, rb
1984	Keith Millard, dt
1985	Dan Lynch, og
1986	Rueben Mayes, rb
	Mark Rypien, qb
1987	Kerry Porter, rb
	Ricky Reynolds, cb
1988	Mike Utley, og
1989	Tim Stallworth, wr
	Steve Broussard, rb*
	Tony Savage, dt
1991	Jason Hanson, pk
	Bob Garman, og*
1992	Bob Garman, og
	Clarence Williams, te
1993	Anthony McClanahan, lb
1994	DeWayne Patterson, de
	Chad Eaton, dt
	Mark Fields, lb
1995	Chris Hayes, lb
1996	Scott Sanderson, ot
	James Darling, lb
1997	Jason McEndoo, og
	Dorian Boose, og
	Michael Black, rb*
2001	Lamont Thompson, fs
	Billy Newman, ss
	Nakoa McElrath, wr*
2002	Derrick Roche, og
2003	D.D. Acholonu, de
	Jason David, cb
	Jeremey Williams, dt
2004	Calvin Armstrong, ot
	Karl Paymah, cb

*Selected but did not play

BOWL GAME 1

ROSE BOWL

PASADENA, CALIF.
 JANUARY 1, 1916
 FINAL WSU RECORD: 7-0-0

ROSTER

- 6 Harry "Hack" Applequist, g
- 14 Benton Bangs, h
- 10 Ralph Boone, h
- 7 Bert Brooks, t
- 2 Ace Clark (Captain)
- 8 Carl Deitz, f
- 15 Basil Doane, f
- 12 Arthur "Bull" Durham, qb
- 5 M. Ray Finney, g
- 3 Roland M. "Fish" Fishback, g
- 11 Dick Hanley, h
- 17 Walter Herreid, t
- 21 Earl King, g
- 4 Albert Langdon, c
- 9 Ray Loomis, e
- 16 Silas Stites, g
- 1 Clarence Zimmerman, e
- Frank Michaels
- Clarence Boone

HEAD COACH



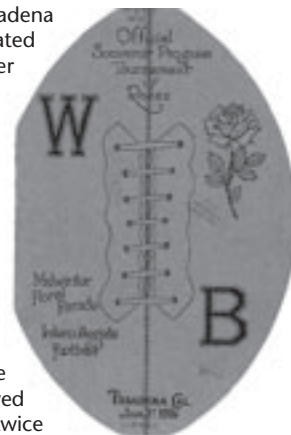
William "Lone Star" Dietz

1915 RESULTS

- 28-3 Oregon
- 29-0 @ Oregon State
- 41-0 @ Idaho
- 27-7 Montana
- 17-0 Whitman
- 48-0 @ Gonzaga
- 14-0 Brown (Rose Bowl)

WSU 14, BROWN 0

A crowd of 10,000 was on hand at the Pasadena Rose Bowl January 1 to watch as undefeated Washington State took on eastern power Brown University in the first of the continuous Rose Bowls. WSU used third and fourth quarter touchdown runs by Ralph Boone and Carl Dietz to shutout the Bruins 14-0. Brown entered the game a two-to-one favorite, despite a modest 5-3-1 record. The Bruins' 3-0 win over Yale was the key accomplishment that earned the Rhode Island team an invitation to play in the Rose Bowl. A cold spell, followed by a heavy rain and some snow for three days prior to the game, turned the playing field into a sea of mud that slowed both teams. Brown came close to scoring twice in the first half, but each time Washington State's defense, which had allowed just one touchdown all season, rose to the task and halted the Bruins short of the goal line, once at the four yard line. Bruin star Fritz Pollard gained just 47 yards in 13 carries. Pollard later became the first black named to a Walter Camp All-America team and was the first black head coach in the National Football League. In the second half WSU's size advantage began to pay off as the Cougars took command, scoring once in each quarter. WSU's preparation for the game had been, to say the least, odd. Coach William "Lone Star" Dietz, out of the Carlisle Indian School, and his Cougar squad served as extras in the football film "Tom Brown of Harvard" each morning, then practiced for the bowl game during the afternoon. Each WSU player earned \$100 for the 14 mornings of movie work. During practice sessions, Dietz appeared in his "classic" coaching attire: a silk hat, Prince Albert cutaway coat, striped pants, yellow gloves, and a walking stick. Originally known as the Pasadena Tournament of Roses East-West game (it was 1923 when the real Rose Bowl facility was completed that the name changed), the WSU-Brown game was played at Tournament Park.



BROWN	0	0	0	0	0
WASHINGTON STATE	0	0	7	7	14

TEAM	QTR	SCORING PLAY
WSU	3	Boone 3 run (Durham kick)
WSU	4	Dietz 4 run (Durham kick)

ATTENDANCE—10,000



Washington State University's undefeated 1915 team met eastern power Brown University in the 1916 Rose Bowl and won 14-0, completing an undefeated season. The 1916 game was the first of the continuous Rose Bowl contests.

BOWL GAME 2

ROSE BOWL

PASADENA, CALIF.
 JANUARY 1, 1931
 FINAL WSU RECORD: 9-1-0, 6-0-0

ROSTER

- 3 Harold Ahlskog, t
- 2 Stanley Bishop, g
- 4 Henry Butherus, f
- 7 Walter Camp, t
- 9 Mentor Dahlen, q
- 10 Mike Davis, h
- 12 Glenn "Turk" Edwards, t
- 6 Carl Ellingsen, h
- 47 Art Freeborg, q
- 43 Bill Goodwin, t
- 19 Fred Green, g
- 22 Joe Hansen, c
- 39 Sam Hansen, e
- 56 Homer Hein, e
- 8 Mel Hein, c
- 17 George Hill, e
- 11 Lou Hull, h
- 28 George Hurley, g
- 38 John Hurley, e
- 15 Ralph Jackson, t
- 52 Virgil Jackson, t
- 24 DeWayne Johnson, f
- 20 Oscar Jones, h
- 21 Porter Lainhart, h
- 27 Ray Luck, q
- 40 Wilbur Luft, q
- 26 Lyle Maskell, e
- 16 Frank Mitchell, g
- 30 Howard Morgan, c
- 29 Howard Moses, h
- 41 Jack Parodi, g
- 50 George Sanders, h
- 5 Emmett Schroeder, h
- 33 Elmer Schwartz, f
(Captain)
- 37 Clement Senn, g
- 49 Stan Shaw, e
- 48 Leonard Soike, c

- 34 Arnold Soley, f
- 35 Bill Tonkin, q
- 57 Frank Wallulis, t
- 36 Harold Yap, g

1930 RESULTS

- 47-12 College of Idaho
 - 16-0 @ California
 - 7-6 USC
 - 24-0 @ Gonzaga
 - 61-0 Montana
 - 14-7 # Oregon State
 - 33-7 @ Idaho
 - 3-0 @ Washington
 - 13-0 @ Villanova
 - 0-24 Alabama (Rose Bowl)
- # = Played in Portland

HEAD COACH



O.E. "Babe" Hollingbery

ALABAMA 24, WSU 0

The Alabama Crimson Tide used a second-quarter blitz, including touchdown runs of one and 43 yards by quarterback Monk Campbell, to post a 24-0 win over previously undefeated Washington State in the 17th Rose Bowl game, viewed by 65,000 fans. Alabama's coach was Wallace Wade, who had been a member of the Brown University team that lost to WSU in the 1916 Rose Bowl. Wade, during his career, coached in five Rose Bowls.



ALABAMA	0	21	3	0	24
WASHINGTON STATE	0	0	0	0	0

TEAM	QTR	SCORING PLAY
Alabama	2	Suther 62 pass from Moore (Campbell kick)
Alabama	2	Campbell 1 run (Campbell kick)
Alabama	2	Campbell 43 run (Campbell kick)
Alabama	3	Whitworth 40 field goal

ATTENDANCE—65,000



"Babe" Hollingbery's fifth Cougar team went a perfect 9-0-0 to earn a Rose Bowl berth in 1930, including a 6-0 mark during the Pacific Coast Conference schedule. Included in the list of Cougar victims were California 16-0, USC 7-6, Washington 3-0 and Villanova 13-0. Two members of the WSU team later earned recognition in the College Football Hall of Fame, Mel Hein and Glen "Turk" Edwards.

BOWL GAME 3

HOLIDAY BOWL

SAN DIEGO, CALIF.

DECEMBER 18, 1981

FINAL WSU RECORD: 8-3-1, 5-2-0

ROSTER

89	Pat Beach, te	75	Pat Scribbick, ot
97	Mike Beasley, olb	51	Steve Sebahar, c
36	Cleve Bigelow, fs	48	Peter Shaw, ss
96	Lee Blakeney, slb	72	Kevin Sloan, ot
26	Roger Bolden, rb	82	Steve Smalls, wr
20	Al Bowers, rb	28	Paul Sorensen, fs
30	Nate Bradley, cb	80	Tom Spencer, te
25	Brian Brooks, cb	24	Darren Talley, fl
91	Ben Carrillo, slb	3	Joe Taylor, ss
9	Clete Casper, qb	22	Lawrence Tylor, wr
95	Ken Collins, dt	5	Gary Teague, fs
38	Cleofus Cullors, cb	98	Rico Tipton, slb
16	Tim Davey, p	40	Rob Treece, db
8	Nathan Davis, se	54	Junior Tupuola, olb
31	Don Denman, rb	12	Ricky Turner, qb
1	Jimmy DeWitt, wr	90	Pili Tutuvanu, c
53	Rob Dezellum, og	62	Mike Walker, dt
73	Matt Elisara, ng	33	Dickie Walsh, fb
37	Sonny Elkinton, olb	46	Bob Walsh, olb
11	Bob Elliott, pk	27	Jerald Waters, fs
34	Ken Emmil, olb	44	John West, ss
59	Peter Emsky, ot	57	Brent White, wlb
83	Leif Erickson, te	84	Jamie White, te
87	Paul Escalera, fl	42	Robert Williams, fb
41	Jeff Files, cb	56	Bill Williams, c
60	Charlie Flager, ot	76	Eric Williams, dt
6	Bill Gribble, cb	74	John Winslow, ot
94	Brad Harrington, olb		
43	Tim Harris, rb		
52	Dave Harrison, og		
29	Steve Haub, cb		
79	Milford Hodge, ng		
64	Ted Jacobsen, dt		
85	J.J. Jones, se		
88	Jeff Keller, fl		
45	Wade Killian, wlb		
21	Don LaBomme, rb		
61	Curt Ladines, slb		
4	Ward Leland, pk		
58	Dan Lynch, og		
65	Pat Lynch, ng		
23	Mike Martin, rb		
32	James Matthews, fb		
67	Dallas Maynard, dt		
55	Mark McKay, og		
93	Keith Millard, dt		
2	Cameron Mitchell, se		
10	Kevin Morris, pk		
99	Jim Olesen, te		
50	Mike Palumbo, og		
63	Gary Patrick, og		
18	Mark Pleis, olb		
81	Jeff Poppe, se		
66	David Pritchard, c		
19	Rod Retherford, cb		
70	Gary Richards, dt		
49	Kirk Russell, olb		
17	Mark Rypien, qb		
69	Kirk Samuelson, og		
78	Mike Schuster, ot		

1981 RESULTS

33-21	# Montana State
14-10	@ Colorado
24-21	Arizona State
31-0	Pacific
23-0	@ Oregon State
17-17	UCLA
34-19	@ Arizona
17-41	@ USC
39-7	Oregon
19-0	# California
10-23	@ Washington
36-38	Brigham Young (Holiday Bowl)

= Game played in Spokane

HEAD COACH



Jim Walden

BRIGHAM YOUNG 38, WSU 36

Three games in one was more than the 52,000-plus fans at San Diego's Jack Murphy Stadium paid for, but three games is what they saw as the Brigham Young Cougars held on to defeat the Washington State Cougars 38-36. The BYU squad won the first game, a 31-minute affair that generated a 31-7 lead for the team from Provo. The next 25 minutes just as convincingly belonged to WSU 29-7. In the end, however, the game belonged to BYU as much for defense as anything. They stopped the Pullman team with just over three minutes to play by forcing a punt, then ran out the clock to preserve the win. Jim McMahon, in his last collegiate game, completed 27 of 43 passes for 342 yards and three touchdowns. More importantly, he did not throw an interception. The WSU Cougars used the running of Don LaBomme and quarterback Ricky Turner to baffle the BYU team, especially in the second half. Turner gained 92 yards in 12 carries and scored twice, while LaBomme added 79 yards in 14 carries and scored once. Robert Williams and Mike Martin also scored for the Cougars. WSU's failure on a two-point conversion late in the third quarter, an interception BYU's Ron Holmoe returned 35 yards for a touchdown on the third play of the third quarter, and a key sack of Casper on WSU's last possession loomed big in a game that had numerous turning points.



WASHINGTON STATE	0	7	21	8	36
BRIGHAM YOUNG	7	17	7	7	38

TEAM	QTR	TIME	SCORING PLAY
BYU	1	9:46	Plater 35 pass from McMahon (Gunther kick)
BYU	2	13:58	Hudson 7 pass from McMahon (Gunther kick)
WSU	2	9:20	Turner 2 run (Leland kick)
BYU	2	6:15	Gunther 20 field goal
BYU	2	1:06	Hamilton 1 run (Gunther kick)
BYU	3	14:00	Holmoe 35 interception return (Gunther kick)
WSU	3	10:43	LaBomme 18 run (Beech pass from Casper)
WSU	3	5:16	R. Williams 5 run (pass failed)
WSU	3	0:59	Turner 13 run (Leland kick)
BYU	4	14:55	Pettis 11 pass from McMahon (Gunther kick)
WSU	4	5:12	Martin 1 run (Turner run)

TOTAL OFFENSE—WSU 78/351/4.5. BYU 76/437/5.8.

RUSHING—WSU 53/245: LaBomme 14/79, Turner 12/92, Williams 11/48, Harris 4/16, Bowers 1/1, Mitchell 1/-1, Martin 6/14, Casper 3/-4, Keller 1/0. BYU 32/69: Hamilton 9/52, Pettis 7/28, Sikahema 3/12, McMahon 12/-23, Mees 1/0. **PASSING**—WSU 25/82/106/0/33: Casper 16/62/69/0/24, Turner 9/2/0/27/0/33. BYU 44/28/0/368/3/45: McMahon 43/27/0/342/3/45, Young 1/1/0/26/0/26.

RECEIVING—WSU: Keller 4/40, Jones 2/9, Beach 2/57. BYU: Collie 2/17, Pettis 8/73, Hudson 7/126, Plater 1/35, Hamilton 3/21, Balholm 2/31, Kozlowski 2/44, Sikahema 2/2, Hansen 1/7, Stroh 0/12. **INTERCEPTIONS**—WSU: None. BYU: O'Neil 1/18, Holmoe 1/35td.

PUNTING—WSU: Davey 2/71/35.5/39, LaBomme 2/101/50.5, 53, Morris 4/155/38.8/44. BYU: Mees 7/295/42.1/51.

PUNT RETURNS—WSU: Gribble 6/39. BYU: Sikahema 3/16.

KICKOFF RETURNS—WSU: LaBomme 4/106. BYU: Sikahema 2/5, Hansen 2/21.

SCORING—WSU: Turner 14, LaBomme 6, Williams 6, Martin 6, Beech 2, Leland 2. BYU: Gunther 8, Platter 6, Hudson 6, Hamilton 6, Holmoe 6, Pettis 6.

FIRST DOWNS—WSU 23/17/3/3. BYU 22/6/15/1.

FUMBLES/LOST—WSU 0/0. BYU 5/0.

PENALTIES/YARDS—WSU 5/45. BYU 9/86.

POSSESSION TIME—WSU 32:91. BYU 27:59.

THIRD/FOURTH-DOWN CONVERSIONS—WSU 10/19. BYU 9/18.

ATTENDANCE—52,419

WSU TACKLERS—Taylor 11/6/5, Blakeney 8/3/5, Retherford 6/4/2, White 5/3/2, Files 5/4/1, Collins 4/4/0, Walker 4/1/3, Elisara 4/2/2, Bradley 4/3/1, Sorensen 4/2/2, Emmil 3/1/2, West 3/3/0, Tupuola 2/2/0, P. Lynch 1/0/1, E. Williams 1/1/0, Tipton 1/0/1, Carrillo 1/0/1, Elkinton 1/0/1, Beach 1/1/0, Martin 1/1/0.

WSU SACKS—Elisara 2/-20, Collins 1/-4.

WSU TFL—Collins 1/2, Emmil 1/4, Taylor 1/-8.

BOWL GAME 4

EAGLE ALOHA BOWL

HONOLULU, HAWAII
DECEMBER 25, 1988

FINAL WSU RECORD: 9-3-0, 5-3-0

ROSTER

55	Tuineau Alipate, lb	3	Timm Rosenbach, qb
49	Kevin Andal, te	75	Tony Savage, dt
8	Chris Ayears, db	66	Kelly Schlegel, ot
48	Matt Bona, te	23	Rodney Scott, rb
31	Steve Broussard, rb	80	Jody Sears, wr
99	Marlin Brown, de	69	Matt Simonet, ot
16	Benari Burroughs, db	53	Dave Smith, c
48	Lewis Bush, lb	63	Mike Smith, og
34	Paul Carr, rb	66	Dustin Smith, de
11	Arana Clark, db	2	Tim Stallworth, wr
21	Desmond Clayton, wr	85	Robert Stogner, wr
59	Bill Clemm, lb	65	Mark Stokes, og
39	Robert Compton, db	33	Rich Swinton, rb
76	Ivan Cook, de	36	Elmer Thomas, wr
70	Steve Cromer, og	83	Lee Tilleman, te
84	Chad Cushing, te	11	Ed Tingstad, rb
1	C.J. Davis, wr	29	Vernon Todd, db
51	Troy Dennison, lb	70	Christian Tollefson, de
44	Chad Dezelle, lb	78	Andy Tribble, og
22	John Diggs, cb	60	Mike Utley, og
97	Tim Downing, dt	15	Dan Vaughn, qb
68	Chris Dyko, ot	52	Mark Verstegen, lb
62	Jim Eucker, og	92	Dan Webber, dt
52	Dave Fakkema, c	82	Doug Wellsandt, te
79	Ross Filkins, ot	94	Kirk Westerfield, de
43	Phil Garabedian, olb	9	Rob Whorley, pk
9	Aaron Garcia, qb	98	Aaron Wiksten, lb
67	Bob Garman, og	84	Butch Williams, te
89	Greg Godfrey, de	17	Michael Wimberly, wr
12	Brad Gossen, qb	13	Victor Wood, wr
96	Randy Gray, de	90	Jeron Woodley, de
50	Dan Grayson, lb	20	Michael Wright, cb
47	Victor Greer, wr	24	Shaumbe Wright-Fair, rb
4	Jason Hanson, pk	56	Paul Wulff, c
15	Ron Hawkins, qb	87	Ron Young, wr
19	Artie Holmes, fs		
73	John Husby, ot		
72	Ken Kuiper, ot		
18	Shawn Landrum, db	44-7	@ Illinois
10	Jay Languain, db	41-9	@ Minnesota
80	John Lark, wr	28-43	Oregon
91	Mark Ledbetter, dt	52-24	@ Tennessee
42	Ron Lee, ss	44-13	California
17	Kurt Loertscher, lb	28-45	@ Arizona
8	Tom McGill, db	28-31	Arizona State
35	Mickey McShan, rb	34-30	@ UCLA
30	Randal McWilliams, db	24-21	@ Stanford
40	Maury Metcalf, lb	36-27	Oregon State
74	Jim Michalczyk, og	32-31	Washington
32	Russ Miller, lb	24-22	Houston (Aloha Bowl)
6	Chris Moton, fs		
45	Rob Myers, p		
37	Roosevelt Noble, db		
61	Robert Norvell, c		
46	Rodd Olson, te		
41	Bob O'Neal, lb		
81	Mel Orchard, te		
54	Tolo Palelei, dt		
28	Randy Parker, fs		
88	William Pellum, wr		
77	Konrad Pimiskern, dl		
93	Rod Plummer, lb		
71	Jay Reyna, de		
26	Ron Ricard, db		
57	Keith Rice, lb		
25	Thomas Rogers, rb		

1988 RESULTS

44-7	@ Illinois
41-9	@ Minnesota
28-43	Oregon
52-24	@ Tennessee
44-13	California
28-45	@ Arizona
28-31	Arizona State
34-30	@ UCLA
24-21	@ Stanford
36-27	Oregon State
32-31	Washington
24-22	Houston (Aloha Bowl)

HEAD COACH



Dennis Erickson

WSU 24, HOUSTON 22

Washington State scored 24 second-quarter points and forced a last-second Houston turnover in notching a 24-22 win over the Texan Cougars Christmas Day. The bowl appearance was WSU's second of the 1980s and evened the Cougars bowl record to 2-2. In a close game there are many heroes, but for WSU, none stood out more than senior Victor Wood. He picked up a fumble early in the second quarter and zipped five yards for a touchdown that put his Cougars ahead 7-3. On WSU's next possession, Wood caught a 15-yard scoring pass from Timm Rosenbach to put WSU up 14-3 and well on its way to a bowl victory viewed by a national ABC-TV audience. Wood's heroics were catching as WSU added a Jason Hanson 33-yard field goal and another touchdown, this one by Rosenbach, before halftime to put Washington State in command 24-9. WSU limited the Texas visitors to just five first half firstdowns, 46 yards rushing, and 77 yards passing before intermission. The Cougars picked off two Houston passes, one each by Shawn Landrum and Vernon Todd. In the end, however, it was Tuineau Alipate's hard hit that forced a Houston fumble recovered by Artie Holmes at the WSU five yard line. James Dixon was the recipient of Alipate's jarring tackle after catching a David Dacus pass over the middle that appeared for a moment to set up a potential game-winning score by Houston. The Cougars then controlled the ball for the final 2:44, with a key six-yard Rosenbach to Tim Stallworth pass giving WSU the much-needed first down just before the game ended.



WASHINGTON STATE	0	24	0	0	24
HOUSTON	3	6	6	7	22

TEAM	QTR	TIME	SCORING PLAY
UH	1	13:13	Anderson 27 field goal
WSU	2	13:39	Wood 5 fumble run (Hanson kick)
WSU	2	8:39	Wood 15 pass from Rosenbach (Hanson kick)
WSU	2	6:31	Hanson 33 field goal
UH	2	4:56	Witherspoon 1 run (kick failed)
WSU	2	0:53	Rosenbach 1 run (Hanson kick)
UH	3	4:25	Mason 53 pass from Dacus (pass failed)
UH	4	13:16	Weatherspoon 2 pass from Dacus (Anderson kick)

TOTAL OFFENSE—WSU 92/460/5.00, UH 61/309/5.01.

RUSHING—WSU 56/154: Broussard 33/139, Swinton 9/38, Rosenbach 14/-28, Wood 0/5. UH 21/683: Weatherspoon 14/80, Anderson 2/3, Ware 3/-1, Dacus 2/-14.

PASSING—WSU 36/19/1/306/1/40: Rosenbach 36/19/1/306/1/40. UH 40/17/2/241/2/53: Dacus 11/8/0/153/2/53, Ware 28/8/2/44/0/11, Phillips 1/1/0/44/0/44.

RECEIVING—WSU: Stallworth 8/120, Wood 2/48, Wimberly 2/24, Wellsandt 1/40, Olson 1/20, Broussard 1/11. UH: Dixon 4/52, Anderson 3/11, Mason 2/83, Williams 2/24, Phillips 2/14, Cooper 2/11, P. Smith 1/44, Weatherspoon 1/2.

INTERCEPTIONS—WSU: Landrum 1/27, Todd 1/4. UH: A. Montgomery 1/72.

PUNTING—WSU: Myers 6/276/46.0/53. UH: Rodriguez 8/358/44.8/70.

PUNT RETURNS—WSU: Wood 3/52. UH: Calloway 3/26.

KICKOFF RETURNS—WSU: Wood 5/123. UH: Dixon 4/166, Weatherspoon 1/25.

SCORING—WSU: Wood 12, Rosenbach 6, Hanson 6. UH: Weatherspoon 12, Mason 6, Anderson 4.

FIRST DOWNS—WSU: 28/9/13/1. UH: 13/5/6/2.

FUMBLES/LOST—WSU: 2/1. UH: 2/1. **PENALTIES/YARDS**—WSU: 11/95. UH: 9/58.

POSSESSION TIME—WSU: 37:43. UH: 22:17.

THIRD-DOWN CONVERSIONS—WSU: 8/19. UH: 3/14.

ATTENDANCE—35,132.

WSU TACKLERS—Holmes 9/3/6, Ledbetter 8/4/4, Gray 7/2/5, Savage 7/4/3, Grayson 5/2/3, O'Neal 5/2/3, Ricard 5/5/0, Alipate 3/2/1, Metcalf 3/0/3, Landrum 3/3/0, Lee 3/2/1, Todd 3/1/2, Brown 2/2/0, Cook 2/2/0, Downing 1/1/0, Woodley 1/0/1, Noble 1/1/0, Wright 1/1/0.

WSU SACKS—Cook 1/-10, Ledbetter 1/-2, Savage 1/-12.

WSU TFL—None.

BOWL GAME 5

WEISER LOCK COPPER BOWL

TUCSON, ARIZONA
DECEMBER 29, 1992
FINAL WSU RECORD: 9-3-0, 5-3 (TIE-3RD)

ROSTER

51	Marc Allen, lb	30	Elijah Raphael, rb
67	Darren Anderson, ol	50	Paul Reed, og
57	Kevin Ashworth, lb	70	Clay Reis, ot
75	Mike Bailey, ot	62	Brandon Reyna, ot
11	Drew Bledsoe, qb	39	Keith Reynolds, wr
2	Phillip Bobo, wr	34	Anthony Rice, db
52	Robert Booth, dt	93	Cliff Robinson, olb
82	Boone Borden, wr	10	John Rushing, fs
53	Joseph Brazeau, lb	49	Payam Saadat, lb
27	Greg Burns, cb	99	Vince Saldivar, de
48	Lewis Bush, de	71	Tino Salinas, ot
89	Brett Carolan, te	95	Scott Sanderson, dl
17	Chad Carpenter, wr	94	Don Sasa, de
31	Ron Childs, lb	6	Calvin Schexnayder, wr
37	Jeff Craig, p	69	John Scukanec, ol
1	C. J. Davis, wr	82	Todd Shaw, dt
80	Justin DeBeaumont, de	1	Sedric Shorter, de
15	Shawn Deeds, qb	84	Dustin Smith, te
21	Shane DeLaCruz, wr	5	Derek Sparks, rb
25	Jay Dumas, wr	18	Leland Sparks, db
61	Josh Dunning, og	22	David Spence, wr
90	Chad Eaton, dt	20	Justin Sundquist, wr
83	Syd Ethridge, wr	46	Eric Thompson, lb
72	Jim Eucker, ot	66	Robbie Tobeck, c
29	Mark Fields, lb	78	Andy Tribble, ot
56	T. J. Folkers, lb	47	Tony Truant, pk
69	Brian Ford, dt	75	T. J. Tuntland, dt
54	Kyle Foye, lb	35	Robert Turner, cb
38	David Francis, db	44	Buddy Waldron, ss
97	Chris Frank, dt	33	Mark Whitmire, lb
74	Bob Garman, og	98	Clarence Williams, te
3	Curtis Geathers, cb	35	Jason Wolcott, rb
92	Ray Hall, dt	76	Steve Wolfe, c
16	Darryl Hamilton, fs	32	Shaumbe Wright-Fair, rb
40	Chris Hayes, ss		
20	Derek Henderson, cb		
26	Terrell Henderson, db		
42	Derrick Hentz, de		
23	Kevin Hicks, rb		
24	Torey Hunter, cb		
18	Todd Jensen, db		
43	Delton Johnson, rb		
28	Steve Johnson, p		
85	Albert Kennedy, wr		
59	David Knuff, wlb		
64	Ron Lewis, ol		
88	Santana Lewis, wr		
19	Kurt Loertscher, lb		
65	Quinn Magnuson, og		
23	George Martin, p		
41	Anthony McClanahan, ilb		
68	Marc McCloskey, og		
8	Singor Mobley, ss		
87	Eric Moore, te		
16	Kent Mosbrucker, qb		
4	Johnny Nansen, rb		
63	Eric Ness, c		
86	DeWayne Patterson, de		
13	Mike Pattinson, qb		
79	Shane Petersen, de		
77	Konrad Pimiskern, ot		
43	Mark Pimiskern, lb		
9	Deron Pointer, wr		
12	Aaron Price, ks		

1992 RESULTS

25-13	Montana
23-20	@ Arizona
39-37	@ Fresno State
51-10	Temple
35-10	@ Oregon State
30-17	UCLA
21-31	@ USC
17-34	Oregon
20-18	Arizona State
3-40	@ Stanford
41-23	Washington
31-28	Utah (Copper Bowl)

HEAD COACH



Mike Price

WSU 31, UTAH 28

Perhaps no college bowl game following the 1992 gridiron season was more offensive minded than the Copper Bowl matchup between WSU and Utah, but after all the running and passing that accounted for more than 1,100 yards, the deciding play was a 22-yard field goal by WSU's Aaron Price. The Cougars scored 21 unanswered points in the first quarter and one additional score just before halftime for a 28-14 lead. WSU then held on until Price gave them their final lead with 5:08 to play. Even then, they had to watch anxiously as Chris Yergensen's 20-yard chip shot sailed wildly to the left with 3:18 remaining. Though the 40,000-plus fans left the stadium talking about the offensive plays that stood out, it was WSU's defense in the fourth quarter that made this win possible. The Utes scored twice in the second quarter and added two more scores to pull even with a quarter to play. Both teams then turned to their defenses. The key play came with 6:29 to play when Utah's Frank Dolce avoided a strong WSU rush and hooked up with Henry Lusk on a short sideline pass. John Rushing then stripped Lusk of the ball and Singor Mobley scooped it up at the Utah 36 yard line. Fifteen yards later, at the Utah 21, Mobley was dragged down, setting up the Cougars with great field position. Drew Bledsoe immediately drove the Cougars to the Utah five yard line before turning the scoring chores over to Price. Like he did the closing seconds of WSU's 23-20 win over Arizona in the same stadium early in the season, Price came through with the kick. Bledsoe completed 30 of 46 passes for a school record 476 yards. Phillip Bobo caught TD passes of 87 (equalling a school record) and 48 yards, and Shaumbe Wright-Fair picked up 123 yards rushing and scored on a pair of three-yard line smashes.



A kick for Tucson

UTAH	0	14	14	0	28
WASHINGTON STATE	21	7	0	3	31

TEAM	QTR	TIME	SCORING PLAY
WSU	1	13:25	Wright-Fair 3 run (Price Kick)
WSU	1	10:32	Bobo 87 pass from Bledsoe (Price kick)
WSU	1	1:20	Wright-Fair 3 run (Price kick)
Utah	2	9:35	S. Williams 10 pass from Dolce (Yerkensen kick)
Utah	2	2:51	K. Williams 25 run (Yerkensen kick)
WSU	2	0:31	Bobo 48 pass from Bledsoe (Price kick)
Utah	3	8:49	Lusk 49 pass from Dolce (Yergensen kick blocked)
Utah	3	5:25	P. Jones 8 run (Murry pass from Dolce)
WSU	4	5:08	Price 22 field goal

TOTAL OFFENSE—WSU 89/636/7.1. UTAH 79/495/6.3.

RUSHING—WSU 41/144: Wright-Fair 27/123, Bobo 2/16, D. Sparks 1/11, Pattinson 2/5, Dumas 1/-3, Bledsoe 6/-8.

UTAH 39/179: K. Williams 13/112, P. Jones 11/43, Lusk 1/10, Anderson 4/7, Dolce 9/5, S. Williams 1/2.

PASSING—WSU 38/32/1/492/2/87: Bledsoe 46/30/1/476/2/87, Pattinson 2/2/0/16/0/9. UTAH 40/21/0/316/2/70: Dolce 40/21/0/316/2/70.

RECEIVING—WSU: C. J. Davis 8/134, Bobo 7/212, Wright-Fair 6/21, Pointer 5/73, Schexnayder 4/43, Williams 1/7, Carolan 1/2. UTAH: S. Williams 7/121, Hooks 5/75, Lusk 4/75, K. Williams 2/6, P. Jones 1/17, Anderson 1/8, Welch 1/8.

INTERCEPTIONS—WSU: None. UTAH: Crawford 1/9.

PUNTING—WSU: Johnston 6/219/36.5/50. UTAH: Young 6/258/43.0/53.

PUNT RETURNS—WSU: Hunter 2/-2. UTAH: S. Williams 3/17.

KICKOFF RETURNS—WSU: DeLaCruz 1/7. UTAH: P. Jones 2/23, Miller 2/16, K.

Williams 1/25, Lusk 1/9.

SCORING—WSU: Bobo 12, Wright-Fair 12, Price 7. UTAH: S. Williams 6, K. Williams 6, Lusk 6, P. Jones 6, Murry 2, Yergensen 2.

FIRST DOWNS—WSU: 28/10/16/1. UTAH: 20/9/10/1.

FUMBLES/LOST—WSU: 4/2. UTAH: 3/1.

PENALTIES/YARDS—WSU: 18/136. UTAH: 7/55.

POSSESSION TIME—WSU: 29:52. UTAH: 30:08.

THIRD-DOWN CONVERSIONS—WSU: 4/15. UTAH: 4/17.

ATTENDANCE—40,867.

WSU TACKLERS (T-P-A)—McClanahan 12/7/5, Childs 9/8/1, Mobley 7/6/1, Rushing 7/6/1, Loertscher 6/3/3, Burns 4/3/1, Jensen 4/3/1, Bush 3/3/0, Hall 3/3/0, Hunter 2/2/0, Geathers 2/2/0, Ford 2/2/0, Waldron 2/2/0, Ashworth 2/2/0, Eaton 1/1/0, Whitmire 1/1/0, Frank 1/1/0, Saldivar 1/1/0, Tobeck 1/1/0.

WSU SACKS—Frank 1/-8.

WSU TFL—Childs 1/-8, Frank 1/-8, Bush 1/-1.

BOWL GAME 6

BUILDER SQUARE

ALAMO BOWL

SAN ANTONIO, TEXAS

DECEMBER 31, 1994

FINAL WSU RECORD: 8-4-0, 5-3 (FOURTH)

ROSTER

9 Kearney Adams, wr
67 Rick Austin, ol
55 Leon Bender, dl
52 Robert Booth, de
27 Greg Burns, cb
69 Stephen Bush, ol
57 James Cage, lb
17 Chad Carpenter, wr
16 Derek Chapman, qb
31 Ron Childs, lb
32 Jason Clayton, rb
33 James Darling, lb
12 Chad Davis, qb
15 Shawn Deeds, qb
2 Chad DeGrenier, qb
45 Chris Dixon, lb
46 Shane Doyle, de
1 Jay Dumas, wr
90 Chad Eaton, dt
74 Zach Edwards, ol
80 Shaheed Evans, wr
29 Mark Fields, lb
81 Evan Ford, wr
19 Ronnie Fowler, wr
38 Phillip Glover, lb
8 Jake Gundersen, qb
61 Lonnie Hall, ol
62 Lee Harrison, ol
37 Ashanti Hayes, db
22 Chris Hayes, lb
58 Saul Heikkila, lb
20 Derek Henderson, db
3 Terrell Henderson, db
23 Kevin Hicks, rb
95 Gary Holmes, de
42 Steven Hughes, wr
24 Torey Hunter, cb
39 Ray Jackson, db
18 Todd Jensen, fs
97 Darryl Jones, dt
85 Albert Kennedy, wr
45 Barry Kennard, p/pk
91 Adam Kietzer, wr
84 Jon Kincaid, te
98 David Knuff, te
91 Brad Lawson, dt
13 Ryan Leaf, qb
28 Richard LaBlanc, wr
75 Ron Lewis, ol
40 Shon Lewis, wr
34 Frank Madu, rb
54 Steven Mahitka, ol
51 Anthony Malaki, olb
69 C.J. Markey, dl
96 Brenden Marshall, te
26 George Martin, p
68 Marc McCloskey, og
66 Jason McEndoo, ol
76 Ryan McShane, ol
6 Shawn McWashington, wr
10 Miguel Meriwether, qb
8 Singor Mobley, ss
36 Brandon Moore, db
89 Eric Moore, te
21 Ken Moore, db
93 Delmar Morais, de
4 Johnny Nansen, lb
60 Mark Nason, ol

64 Todd Nelson, lb
78 Paul Niiyamo, dt
96 Marty Northcroft, dt
38 Scott Noteboom, rb
9 Dennis O'Neill, k/p
86 DeWayne Patterson, de
32 Jamel Payton, db
99 Geoff Pierce, dl
43 Mark Pimiskern, de
73 Rob Rainville, ol
50 Paul Reed, ol
70 Clay Reis, ot
10 John Rushing, fs
44 Payam Saadat, lb
77 Mike Sage, dt
92 Dwayne Sanders, de
72 Scott Sanderson, ol
94 Don Sasa, dt
79 John Scukanec, ol
82 Todd Shaw, dt
13 David Silberstein, p
71 Cory Solomon, ol
5 Derek Sparks, rb
22 David Spence, wr
41 Justin Stallings, wr
56 Brian Stewart, dl
25 Duane Stewart, db
30 Kwame Stewart, rb
4 Bryant Thomas, wr
87 Jeff Thomas, te
39 Shawn Tims, wr
47 Tony Truant, k
53 Tom Wagner, lb
6 Brian Walker, db
35 Jason Wolcott, rb
23 Ray Womack, db

1994 RESULTS:

10-9 Illinois at Chicago
24-3 Fresno State
21-0 @ UCLA
9-10 @ Tennessee
21-7 Oregon
7-10 Arizona
28-21 @ Arizona State
26-23 @ California
10-23 USC
3-21 @ Oregon State
23-6 Washington
10-3 Baylor (Alamo Bowl)

HEAD COACH



Mike Price

WSU 10, BAYLOR 3

The Washington State offense scored on the opening drive of the game and on the last play of the second quarter to provide all the points the Cougar defense needed as WSU held off Baylor's late challenge in a 10-3 win at the second annual Builders Square Alamo Bowl before a crowd of 44,106. Despite some anxious moments in the closing seconds of the game, the Cougar defense made those 10 points stand up by limiting the record-setting Bear offense to eight first downs, 151 yards in total offense and just one field goal. The Cougars did something against Baylor they had not done all season, take the opening kickoff and drive the length of the field for a touchdown. The drive totaled 91 yards, equalling the longest scoring drive of the season, and ended when Kevin Hicks busted through the left side of the line from one yard out to put WSU on top 7-0. The score came six minutes, 32 seconds after the kickoff. WSU's offense provided three more points just before halftime to give the Cougs a 10-0 lead at intermission. Taking the ball after Baylor's Jarvis VanDyke missed his second field goal attempt of the first half, WSU drove from its own 30 yard line to the Baylor 20 yard line, where Tony Truant banged home a 37-yard field goal with two seconds left in the first half. A sideline pass to Jay Dumas for a key first down, then another similar pass to Albert Kennedy put the ball in perfect position for Truant. Davis, named the game's most valuable offensive player, hit six of eight passes on the drive. Davis, who completed 27 of 35 passes for 286 yards, gave Cougar fans a few anxious minutes in the third quarter when he took a hard blow to the back while scrambling out of the pocket. He was able to return one play later and finished the game. Defensively WSU was especially tough in the first half. Baylor came into the game averaging nearly 33 points per game and 382.4 yards per contest. In the first half WSU's defense, led by the game's most valuable defensive player, Ron Childs, limited the Bears to just 41 net yards, 24 rushing and 17 passing. Childs had 10 tackles in the game, including eight solo, of which two were for negative yardage. Only on its last possession did Baylor come close to the WSU endzone, where Todd Jensen, a senior who backed up John Rushing all year, picked off a Jeff Watson pass to halt any Baylor hope of scoring. The bowl victory was WSU's second in the last three years and third in seven years. Joining Childs defensively were Chris Hayes with seven tackles, Mark Fields with six and Chad Eaton with five. Fields and Eaton combined for WSU's only sack, while Torey Hunter also had an interception.



WASHINGTON STATE	7	3	0	0	10
BAYLOR	0	0	3	0	3

TEAM	QTR	TIME	SCORING PLAY
WSU	1	8:28	Hicks 1 run (Truant kick)
WSU	2	0:02	Truant 37 field goal
BU	3	1:35	VanDyke 36 field goal

TOTAL OFFENSE - WSU 66/293/4.4. BU 55/151/2.7.

RUSHING - WSU 31/51/44/7/1/9: Sparks 8/20, Hicks 10/12, Madu 4/55, Tims 1/-1, Martin 1/-10, Davis 7/-19. BU 32/105/31/74/0/14: Douglas 13/42, B.Lewis 9/34, Rubin 2/5, Muhammad 6/2, Moore 1/-3, Watson 1/-6.

PASSING - WSU 35/27/0/286/0/46: Davis 35/27/0/286/0/46. BU 23/8/2/77/0/33: Watson 22/8/2/77/0/33, Moore 1/0/0/0/0.

RECEIVING - WSU: Carpenter 5/91, Moore 55/38, Dumas 5/26, Hicks 4/14, Kennedy 4/62, Thomas 2/30, Knuff 1/13, Adams 1/12. BU: Bronson 2/15, Douglas 2/16, Muhammad 2/34, Rhynes 1/5, Stanley 1/7.

INTERCEPTIONS - WSU: Jensen 1/11, Hunter 1/0. BU: None.

PUNTING - WSU: Martin 6/201/33.5/37, Team 1/35/35.0/35. BU: Atteberry 6/210/35.0/45.

PUNT RETURNS - WSU: Dumas 1/2. BU: Bronson 5/24.

KICKOFF RETURNS - WSU: Mobley 2/28. BU: Bronson 1/22, Rhynes 1/0.

SCORING - WSU: Hicks 6, Truant 4. BU: VanDyke 3.

FIRST DOWNS - WSU: 14/1/12/1. BU: 8/5/2/1.

FUMBLES/LOST - WSU: 3/1. BU: 9/0.

PENALTIES/YARDS - WSU: 15/110. BU: 2/19.

POSSESSION TIME - WSU: 32:02. BU: 27:58.

THIRD-DOWN CONVERSIONS - WSU: 6/17. BU: 3/15.

ATTENDANCE - 44,106.

WSU TACKLERS (T-P-A) - Childs 10/8/2, Hayes 7/6/1, Fields 6/4/2, Eaton 5/4/1, Rushing 4/3/1, Patterson 4/3/1, Sasa 3/3/0, Walker 3/2/1, Hunter 2/2/0, Mobley 2/1/1, Bender 1/1/0, Doyle 1/1/0, Tims 1/1/0, Noteboom 1/1/0, Knuff 1/1/0, McWashington 1/0/1, Henderson 1/1/0.

WSU SACKS - Fields .5/-3, Eaton .5/-3.

WSU TFL - Childs 2/-8, Fields 1.5/-4, Patterson 1/-8, Walker 1/-6, Eaton .5/-3.

BOWL GAME 7

ROSE BOWL

PASADENA, CALIF.

JANUARY 1, 1998

FINAL WSU RECORD: 10-2-0, 7-1-0 (CO-CHAMPION)

ROSTER

65	James Agnew, dt	10	Billy Newman Jr., rb
26	Alvan Arzu, rb	63	Kyle Noble, de
12	Jeff Banks, p	75	Jon Ottenbreit, ot
15	Sam Baurichter, qb	36	Brad Phillely, lb
91	Leon Bender, dt	92	Darold Phinney, de
41	Dirk Bernd, wr	59	Brandon Pickering, lb
13	Steve Birnbaum, qb	62	Ryan Pickering, lb
5	Michael Black, rb	19	Scott Prater, wr
98	Takari Blash, dt	54	James Price, lb
90	Dorian Boose, de	79	Rob Rainville, ot
38	Brandon Brown, lb	67	Jesse Ratcliff, de
26	Nick Brown, db	70	Reed Raymond, ot
24	Jason Clayton, rb	73	Ryan Raymond, ot
60	Joe Criscione, ol	89	Alexe Rodopolos, wr
80	Adam Davis, wr	35	Earl Riley, db
33	Jasen Davis, db	77	Mike Sage, og
88	Myron DeBose, lb	96	Taeao Salausa, dt
21	Sean DeCambra, wr	93	Jason Santos, wr
51	Scott Deeds, ot	52	Steve Schaaf, lb
28	Vince DeMakas, rb	57	Mike Schwarz, ol
89	Cory DeSanti, wr	49	Corey Scott, lb
80	Josh Didjurgis, dl	86	Paul Seeber, de
32	Chris Dixon, rb	39	Matt Shaw, wr
23	D.J. Dobbins, db	24	Anthony Smith, db
46	Shane Doyle, de	30	Raonall Smith, lb
48	Greg DuPree, lb	25	Duane Stewart, db
61	Tracy Easter, ol	61	Steve Strand, lb
44	Grady Emmerson, lb	85	Vince Talik, wr
31	Joe Gecas, rb	82	Nian Taylor, wr
3	LeJuan Gibbons, db	18	James Taylor, wr
1	DeJuan Gilmore, rb	33	Jeremy Thielbahr, rb
34	Steve Gleason, lb	18	Bryant Thomas, db
3	Billy Graffis, qb	19	Lamont Thompson, db
87	David Hardin, te	8	Shawn Tims, wr
62	Lee Harrison, c	15	Alex Tinsley, db
37	Adam Hawkins, rb	74	Ryan Tujague, ot
32	Josh Helton, lb	58	Tuupo Tupu, lb
29	Torry Hollimon, db	42	Tom Wagner, lb
95	Gary Holmes, dt	64	Lincoln Walden-Schulz, ol
42	Steven Hughes, wr	37	Tyler Wate, fs
28	Jermaine Hunsaker, db	83	Jerry Watson, lb
81	Chris Jackson, wr	40	Jason White, db
2	Ray Jackson, db	55	Eboni Wilson, de
20	Love Jefferson, te	71	Cory Withrow, c
84	Jon Kincaid, te	94	Troy Woody, wr
40	Jason Klein, rb	96	Farwan Zubedi, wr
68	Erik Larson, c		

1997 RESULTS

37-34	UCLA
28-21	@ USC
35-22	@ Illinois
58-0	Boise State
24-13	@ Oregon
63-37	California
35-34	Arizona (OT)
31-44	@ Arizona State
77-7	SW Louisiana
38-28	Stanford
41-35	@ Washington
16-21	Michigan (Rose Bowl)

HEAD COACH



Mike Price

MICHIGAN 21, WSU 16

(January 1, 1998, Pasadena, Calif.): The Washington State Cougars, making their first Rose Bowl appearance in 67 years, pushed national champion and number one ranked Michigan to the last play of the game before falling to the Wolverines 21-16 before 101,219 fans and a world-wide television audience. The victory left Michigan a perfect 13-0 for the season, bumping the Cougars to a 10-2 record. After Michigan thwarted two WSU drives to start the game, the Cougar defense forced a Wolverine punt that would set up WSU's first scoring drive. The Cougs took over on the Michigan 47-yard-line with 6:26 to play in the first quarter. Ryan Leaf completed two passes during the drive, including a 15-yard touchdown toss to Kevin McKenzie with 3:17 left in the first quarter. Rian Lindell's point-after gave WSU the early 7-0 advantage. WSU came close to taking a 14-point lead, but Heisman Trophy winner Charles Woodson halted a WSU drive in the Michigan endzone when he intercepted a Leaf pass from the 12 yard line. The Wolverine's answering scoring drive began from their own 34-yard-line at the 8:04 mark in the second quarter and ended with a 58-yard pass from Bob Griese to Tai Streets that completed the first half scoring. Early in the second half, WSU took over 99 yards from the endzone after Michigan's Jason Vinson dropped a perfect punt just outside the endzone. Shawn Tims put the finishing touches on WSU's 99 yard drive in nine plays, taking a reverse handoff the final 14 yards. Leaf hit four of five passes in the drive that amassed 73 yards. Lindell's PAT attempt was blocked by Michigan's James Hall, leaving the WSU advantage at 13-7. The Wolverines responded immediately, moving the ball on their next possession to their 39 yard-line to set up another Griese-to-Streets touchdown combination, this time 58 yards. Baker's point-after gave Michigan their first lead, 14-13 with 6:07 left in the third quarter. Michigan then padded their lead with a 14-play, 77-yard drive that ended in Griese's third touchdown pass of the game, a 23-yarder to Jerame Tuman. Baker's extra-point kick increased the Michigan advantage to 21-13 with 11:21 to play. Washington State responded immediately with an eight-play, 49-yard drive that set up a 48-yard field goal by Lindell, cutting Michigan's lead to five points, 21-16 with 7:25 remaining. The Wolverines then put together a 51-yard drive that consumed almost seven minutes off the game clock. When Jay Feely's pooch punt rolled dead at the WSU seven-yard-line, the Cougars' victory hopes were 93 yards and 29 seconds away. After two incomplete passes, the Cougars faced third-and-10 with only 16 seconds left. Leaf then found Nian Taylor along the sideline for a gain of 46, to the Michigan 47-yard-line. After a delay of game penalty, Leaf hit Love Jefferson at the Michigan 25 and the Coug tight end lateraled to a streaking Jason Clayton, who managed nine more yards before being brought down in bounds at Michigan's 16 yard line with 0:02 on the game clock. Out of timeouts, WSU was forced to try and spike the ball on first-down, but officials ruled that the final two seconds slipped away before the ball was effectively downed, thus preventing WSU's one final shot at a major upset.



WASHINGTON STATE	7	0	6	3	16
MICHIGAN	0	7	7	7	21

TEAM	QTR	TIME	SCORING PLAY
WSU	1	3:17	McKenzie 15 pass from Leaf (Lindell kick)
UM	2	7:08	Streets 53 pass from Griese (Baker kick)
WSU	3	8:33	Tims 14 reverse (Lindell kick blocked)
UM	3	5:07	Streets 58 pass from Griese (Baker kick)
UM	4	11:21	Tuman 23 pass from Griese (Baker kick)
WSU	4	7:25	Lindell 48 field goal

TOTAL OFFENSE - WSU 63/398/6.3. UM 71/379/5.3.

RUSHING - WSU 28/98/31/67/1/14: Black 7/24, Gilmore 8/21, Tims 1/14, Leaf 10/35, Clayton 2/4. UM 41/154/26/128/0/28: Howard 19/72, Thomas 7/23, Floyd 5/21, Griese 7/28, Woodson 2/8, Williams 1/2.

PASSING - WSU 35/17/1/331/1/46: Leaf 35/17/1/331/1/46. UM 30/18/1/251/3/58: Griese 30/18/1/251/3/58.

RECEIVING - WSU: C. Jackson 5/89, McKenzie 5/78, McWashington 2/41, Tims 2/9, Taylor 1/46, Gilmore 1/42, Jefferson 1/8, Clayton 0/18. UM: Shaw 5/49, Streets 4/127, Tuman 2/33, Howard 2/13, Thomas 1/14, Woodson 1/7, Campbell 1/7, Williams 1/1.

INTERCEPTIONS - WSU: Thompson 1/0. UM: Woodson 1/0.

PUNTING - WSU: Banks 6/242/40.3/46. UM: Vinson 5/160/32.0/38, Feely 1/23/23.0/23.

PUNT RETURNS - WSU: Tims 1/2. UM: Woodson 3/18.

KICKOFF RETURNS - WSU: None. UM: Thomas 2/38.

SCORING - WSU: McKenzie 6, Tims 6, Lindell 4. UM: Streets 12, Tuman 6, Baker 3. **FIRST DOWNS** - WSU: 18/4/13/1. UM: 22/9/12/1.

FUMBLES/LOST - WSU: 2/0. UM: 0/0. **PENALTIES/YARDS** - WSU: 4/43. UM: 4/40.

POSSESSION TIME - WSU: 27:46. UM: 32:14.

THIRD-DOWN CONVERSIONS - WSU: 7/15. UM: 10/17.

ATTENDANCE - 101,219.

WSU TACKLERS (T-P-A) — Gleason 9-9-0, Moore 9-8-1, Stewart 8-5-3, Nelson 8-5-3, Thompson 6-5-1, Boose 6-4-2, Bender 5-4-1, R. Jackson 4-4-0, Doyle 4-4-0, Moronkola 4-3-1, Salausa 1-1-0, Price 1-1-0, Phillely 1-1-0, Emerson 1-0-1, K. Moore 1-0-1.

WSU SACKS — B. Moore 1/-15.

WSU TFL — B. Moore 4/-21, Boose 3/-7, Boose 1/-1

BOWL GAME 8

WELLS FARGO SUN BOWL

EL PASO, TEXAS
DECEMBER 31, 2001
FINAL WSU RECORD: 10-2-0, 6-2-0
PACIFIC-10 CONFERENCE FINISH: TIE-2ND

ROSTER

28	Hamza Abdullah, db	64	Steve Nelson, ol
17	D.D. Acholonu, de	18	Curtis Nettles, wr
44	Mark Ahlberg, te	10	Billy Newman, ss
90	Ing Aleaga, dl	42	Alex Nguae, lb
21	Lavell Anderson, rb	79	Bryan Olson, dl
73	Matt Anderson, dt	35	Thomas Ostrander, wr
67	Calvin Armstrong, ol	30	Alex Over, k
89	Mark Baldwin, te	50	Josh Parrish, ol
35	Kyle Basler, P	39	Wes Patterson-Aumua, rb
46	Pat Bennett, lb	62	Chris Paulson, lb
26	Jeremy Bohannon, DB	15	Karl Paymah, db
48	Rafael Bolton, rb	5	James Price, lb
53	Raymond Bonnell, lb	94	Marc Reichartz, te
98	Bryan Boyer, de	84	Jerome Riley, wr
9	Isaac Brown, de	77	Derrick Roche, og
32	Anthony Buchanan, wr	6	Fred Shavies, de
22	Anthony Burnett, db	63	Mike Shelford, ol
85	Tim Burnette, te	23	Cole Sheridan, cb
5	Mike Bush, wr	3	Graham Siderius, k
47	Trent Clancy, lb	28	Kealan Smith, rb
27	Erik Coleman, db	30	Raonall Smith, lb
80	Gerald Cook II, te	31	Wendell Smith, db
99	Steve Cook, og	32	Kyle Stiffarm, lb
87	Alan Cox, p	79	Shaun Straka, ot
72	Jason Coyne, ol	70	Scott Swenson, ol
1	Devard Darling, wr	36	Alex Teems, db
29	Jason David, cb	33	Jeremy Thielbahr, rb
12	Ira Davis, s	38	Allen Thompson, rb
12	Dayton Dennison, qb	19	Lamont Thompson, fs
58	Will Derting, lb	25	John Tippins, rb
3	Derrick Dillon, db	45	Marcus Trufant, cb
86	DeAndre Douglas, wr	97	Faafetai (Tai) Tupai, dt
47	Drew Dunning, k	37	Seaula (Junior) Tupai, wr
61	Tracy Easter, ol	8	Tupo Tuupo, de
15	Tali Ena, qb	42	Dan Weaver, de
22	Doc Farley, lb	49	Adam West, te
85	Garret Feliciano, dl	13	Jason White, wr
78	Riley Fitt-Chappell, ol	65	Brian Whiteaker, de
2	Mike Freeman, cb	95	Dave Whitson, te
48	Al Genatone, lb	95	Jeremey Williams, dt
17	Jason Gesser, qb	23	Joe Williams, rb
74	Tom Griggs, ol	24	Virgil Williams, db
96	McKenzie Hansell, wr	40	Jimmy Wilson, rb
88	Trandon Harvey, wr	92	Brian Winter, wr
41	Blair Hawkins, rb		
83	Collin Henderson, wr		
4	Adam Holiday, pk		
66	Joey Hollenbeck, ol		
65	Brian Hollenberg, ol		
76	Norvell Holmes, ol		
92	Matt Hopkins, te		
52	Tyler Hunt, ol		
2	Chris Hurd, qb		
43	Mike Isaacson, lb		
51	Alex Johnson, ls		
41	Aaron Joseph, ss		
4	Matt Kegel, qb		
71	Billy Knotts, ol		
56	Tomasi Kongaika, dl		
90	Nick Lambert, k		
75	Sam Lightbody, ol		
69	Phillip Locker III, ol		
88	Rien Long, dl		
22	Scott Lunde, wr		
55	Nate Mallorly, dt		
57	Serign Marong, lb		
20	Marty Martin, wr		
82	Tyjuan Mayfield, wr		
81	Nakoa McElrath, wr		
36	Jevon Miller, rb		
34	Dave Minnich, rb		
20	Josh Moen, db		

2001 RESULTS

36-7	Idaho
41-20	@ Boise State
51-20	California
48-21	@ Arizona
34-27	Oregon State
45-39	@ Stanford
53-28	Montana State
17-24	Oregon
20-14	UCLA
28-16	@ Arizona State
26-14	@ Washington
33-27	Purdue (Sun Bowl)

HEAD COACH



Mike Price

WSU 33, PURDUE 27

December 31, 2001, El Paso, Texas - The WSU Cougars picked up their fourth bowl victory in their last five bowl games with a 33-27 win over the Purdue Boilermakers before 47,812 fans at the Wells Fargo Sun Bowl...Lamont Thompson, with two interceptions, five deflections and 10 tackles, was named the game's MVP winner, while Drew Dunning picked up the Special Teams trophy after booting four field goals and three extra points...the Cougs notched five sacks and held Purdue to 55 rushing yards...forced to the air, Kyle Orton responded with bowl records for passes, 74, completions, 38, and yards, 419...he threw two TD passes, but was picked off twice each by Thompson and Jason David...meanwhile Jason Gesser led WSU with 281 passing yards, 137 in the third quarter when the Cougs rebounded from a 20-17 halftime deficit to run off 16 straight points.



PURDUE	0	20	0	7	27
WASHINGTON STATE	14	3	13	3	33

TEAM	QTR	TIME	SCORING PLAY
WSU	1	13:10	David 45 interception return (Dunning kick)
WSU	1	6:53	Bush 46 pass from Gesser (Dunning kick)
PU	2	12:54	Lowe 1 run (Dorsch kick)
PU	2	7:24	Dorsch 28 field goal
WSU	2	4:17	Dunning 47 field goal
PU	2	1:56	Stubblefield 3 pass from Orton (Dorsch kick)
PU	2	0:37	Dorsch 50 field goal
WSU	3	3:23	Dunning 34 field goal
WSU	3	3:04	Gesser 1 run (Dunning kick)
WSU	3	1:21	Dunning 30 field goal
WSU	4	7:37	Dunning 37 field goal
PU	4	1:53	Stubblefield 51 pass from Orton(Dorsch kick)

TOTAL OFFENSE - WSU: 68/362/5.3.
PURDUE: 107/474/4.4.

RUSHING - WSU 27/81: Minnich 17/51, Cox 1/20, McElrath 1/13, Kegel 1/3, Gesser 4/-2, team 3/-4. PURDUE 32/55: Lowe 17/45, Harris 5/27, Team 1/0, Orton 9/-17.

PASSING - WSU 41/15/3/281/1/46: Gesser 40/15/3/281/1/46, Kegel 1/0/0/0/0/0. PURDUE 75/38/4/419/2/65.

RECEIVING - WSU: Riley 6/65, McElrath 5/116, Minnich 3/54, Bush 1/46. PURDUE: Standeford 12/103, Stratton 12/86, Stubblefield 9/196, Morales 3/27, James 1/4, Rhinehart 1/3.

INTERCEPTIONS - WSU: Thompson 2/1, David 2/73. PURDUE: Rogers 2/1, Reeves 1/0.

PUNTING - WSU: Cox 6/266/44.3/62. PURDUE: Kurz 2/56/28.0/32, Dorsch 4/177/44.2/60.

PUNT RETURNS - WSU: Coleman 5/29. PURDUE: Morales 4/31.

KICKOFF RETURNS - WSU: Newman 2/32, Coleman 2/48. PURDUE: Stubblefield 2/48.

SCORING - WSU: Dunning 15, BUSH 6, Gesser 6, David 6. PURDUE: Stubblefield 12, Dorsch 9, Lowe 6.

FIRST DOWNS - WSU: 15/3/9/3. PURDUE: 28/5/19/4.

FUMBLES/LOST - WSU: 2/1. PURDUE 2/1.

PENALTIES/YARDS - WSU: 9/85. PURDUE: 7/49.

POSSESSION TIME - WSU: 26:08. PURDUE: 33:52.

THIRD-DOWN CONVERSIONS - WSU: 2/15. PURDUE: 13/27.

ATTENDANCE - 47,812.

WSU TACKLERS (T-P-A) - Trufant 10/4/2, Thompson 8/4/4, Smith 7/3/4, Price 7/4/3, David 6/5/1, Newman 5/3/2, Nguae 5/3/2, Brown 4/3/1, Acholonu 4/1/3, Tupai 4/1/3, Williams 3/3/0, Coleman 3/2/1, Tuupo 3/1/2, Genatone 3/0/3, Shavies 2/2/0, Knotts 1/1/0, Lunde 1/0/1, Dillon 1/0/1, Long 1/0/1, Marong 1/0/1.

WSU SACKS - Shavies 1/8, Tupai 1/7, Newman 1/6, Brown 1/5, Williams 1/3, Smith 0.5/0.

WSU TFL - Shavies 3/12, Tupai 1/7, Newman 1/6, Long 1/6, Brown 1/4, Williams 1/3.

BOWL GAME 9

ROSE BOWL

PASADENA, CALIF.

JANUARY 1, 2003

FINAL WSU RECORD: 10-3-0, 7-1-0 (CO-CHAMPION)

PACIFIC-10 CONFERENCE FINISH: TIE-1ST

ROSTER

28	Hamza Abdullah	73	Sean O'Connor, ol
17	D.D. Acholonu	79	Bryan Olson, dt
44	Mark Ahlberg	87	Thomas Ostrander, wr
22	LaVell Anderson	34	Alex Oyer, k
67	Calvin Armstrong	50	Josh Parrish, og
8	Kyle Basler	39	Wes Patterson-Aumua, olb
46	Pat Bennett	62	Chris Paulson, lb
81	Troy Bienemann	15	Karl Paymah, cb
26	Jeremy Bohannon	94	John Rasmussen, wr
33	Rafael Bolton	84	Jerome Riley, wr
53	Raymond Bonnell	2	Eddie Robinson, te
40	Cody Boyd	77	Derrick Roche, og
98	Bryan Boyer	34	Antonio Ryan, rb
96	Adam Braidwood	47	Nick Scott, db
9	Isaac Brown	37	Tyler Sellers, db
94	Mkristo Bruce	6	Fred Shavies, de
22	Anthony Burnett	44	Josh Shavies, dt
5	Mike Bush	63	Mike Shelford, c
61	Skyler Cesarone	2	Cole Sheridan, cb
27	Erik Coleman	3	Graham Siderius, k
99	Steve Cook	35	Cameron Siskowic, olb
92	Joel Crawford	23	Jonathan Smith, rb
1	Devard Darling	28	Kealan Smith, rb
29	Jason David	31	Wendell Smith, olb
12	Ira Davis	54	Kevin Sperry, mlb
58	Mawuli Davis	9	Josh Swogger, qb
42	Scott Davis	47	Jesse Taylor, te
12	Dayton Dennison	21	Alex Teems, cb
51	Will Derting	38	Allen Thompson, rb
49	Steve Dildine	25	John Tippins, rb
10	Drew Dunning	45	Marcus Trufant, cb
65	Brent Evans	97	Faafetai Tupai, dt
57	Doc Farley	37	Seaula Tupai, wr
78	Riley Fitt-Chappell	36	Don Turner, cb
37	Eric Frampton	82	Adam West, te
31	Robert Franklin, wr	40	Brian Whiteaker, de
60	Leif Fuller, ol	90	Dave Whitson, te
48	Al Genatone, olb	95	Jeremy Williams, dt
17	Jason Gesser, qb	24	Virgil Williams, ss
30	Jermaine Green, rb	92	Brian Winter, wr
74	Tom Griggs, ol		
43	Brian Hall, mlb		
96	McKenzie Hansell, wr		
68	Charles Harris, ol		
88	Trandon Harvey, wr		
41	Blair Hawkins, rb		
83	Collin Henderson, wr		
4	Adam Holiday, k		
72	Spencer Hollison, ol		
76	Norvell Holmes, og		
19	Odell Howard, dl		
52	Tyler Hunt, c		
8	Chris Hurd, qb		
52	Don Jackson, mlb		
80	Brett Johnson, wr		
85	Chris Jordan, wr		
41	Aaron Joseph, ss		
4	Matt Kegel, qb		
71	Billy Knotts, ol		
56	Tomasi Kongaika, dt		
75	Sam Lightbody, ot		
69	Phil Locker, og		
88	Rien Long, dt		
60	David Lowry, olb		
35	Scott Lunde, wr		
32	Fleming Malone, wr		
6	Marty Martin, wr		
66	Nick Mihlhauser, ol		
36	Jevon Miller, wr		
20	Sammy Moore, wr		
64	Steve Nelson, ol		
18	Curtis Nettles, wr		

2002 RESULTS

31-7	Nevada
49-14	Idaho
7-25	@ Ohio State
45-28	Montana State
48-38	@ California
30-27	USC - OT
36-11	@ Stanford
21-13	@ Arizona
44-22	Arizona State
32-21	Oregon
26-29	Washington - 3OT
48-27	@ UCLA
14-34	Oklahoma (Rose Bowl)

HEAD COACH



Mike Price

OKLAHOMA 34 WSU 14

January 1, 2003, Pasadena, Calif.

– Oklahoma's vaunted defense stifled Washington State's high-flying passing attack and captured the 89th Rose Bowl Game 34-14 in front of 86,848 fans New Year's Day. The Sooners broke the game open with a pair of touchdowns inside the two-minute mark of the first half. The first came on a 12-yard touchdown pass from Nate Hybl, the game's most valuable player. Antonio Perkins extended OU's lead to 17-0 with a 51-yard punt return just :42 seconds later. Hybl connected on 19 of 29 passes for 240 yards and two touchdowns. Sooner running back Quentin Griffin carried the ball 30 times for 144 yards. WSU quarterback Jason Gesser finished his career by completing 17 of 34 passes for 240 yards and a touchdown. Sammy Moore provided the game's final highlight, returning an OU kick 89 yards for a score with just 1:15 remaining. Linebacker Teddy Lehman led the Big XII Champions with six tackles, including two sacks, while free safety Erik Coleman recorded 10 tackles and recovered a fumble for the Cougars.



OKLAHOMA	3	14	3	14	34
WASHINGTON STATE	0	0	0	14	14

TEAM	OT	TIME	SCORING PLAY
OU	1	12:13	DiCarlo 45 field goal
OU	2	1:51	Savage 12 pass from Hybl (DiCarlo kick)
OU	2	1:09	Perkins 51 punt return (DiCarlo kick)
OU	3	8:06	DiCarlo 30 field goal
OU	4	8:02	Fagan 9 pass from Hybl (DiCarlo kick)
WSU	4	6:08	Riley 37 pass from Gesser (Dunning kick)
OU	4	1:29	Griffin 19 run (DiCarlo kick)
WSU	4	1:15	Moore 89 kickoff return (Dunning kick)

TOTAL OFFENSE – WSU 55/243/4.4. OU 75/386/5.1.

RUSHING – WSU 21/75/71/4/14: Green 8/45, Tippins 2/12, Smith 2/2, Riley 2/-8, Gesser 7/-47. OU Griffin 30/144, Jones 6/6, Thompson 1/4, Works 2/4, Runnels 1/2, Hybl 6/-14.

PASSING – WSU 34/17/2/239/1/37: Gesser 34/17/2/239/1/37. OU 29/19/0/240/2/57: Hybl

RECEIVING – WSU: Riley 9/139, Darling 5/75, Lunde 2/17, Bush 1/8. OU: Smith 5/38, Savage 4/52, Peoples 3/80, Fagan 3/31, Griffin 2/5, Moses 1/19, Wilson 1/15.

INTERCEPTIONS – WSU: none. OU: Everage 1/15, Woolfolk 1/0.

PUNTING – WSU: Basler 6/276/46.0/59. OU: Ferguson 4/131/32.8.

PUNT RETURNS – WSU: Trufant 2/10. OU: Perkins 4/90.

KICKOFF RETURNS – WSU: Moore 2/90, Smith 3/24. OU: Perkins 1/22.

SCORING: WSU: Riley 6, Moore 6, Dunning 2. OU: DiCarlo 10, Savage 6, Perkins 6, Fagan 6, Griffin 6.

FIRST DOWNS – WSU 11/2/8/1. OU 19/8/9/2.

FUMBLES/LOST – WSU 3/1. OU 2/1. **PENALTIES/YARDS** – WSU 9/52. OU 4/28.

POSSESSION TIME – WSU 22:46. OU 37:14.

THIRD-DOWN CONVERSIONS – WSU 2/11. OU 9/20.

ATTENDANCE - 86,848

WSU TACKLERS – Coleman 10/4/6, V. Williams 9/6/3, M. Davis 7/4/3, Long 5/5/0, Trufant 5/5/0, Bennett 5/3/2, David 4/3/1, I. Davis 3/3/0, J. Williams 3/3/0, F. Shavies 3/3/0, Derting 3/2/1, Genatone 3/2/1, Abdullah 2/2/0, Kongaika 2/2/0, Tupai 2/0/2, Nettles 2/0/2, Basler 1/0/1, J. Shavies 1/0/1, Roche 1/0/1, Boyer 1/0/1, Sperry 1/0/1, Bienemann 1/0/1, Paymah 1/0/1.

WSU SACKS – J. Williams 2/-16, Kongaika 1/-11.

WSU TFL – J. Williams 3/-17, F. Shavies 2/-3, M. Davis 1/-3, Long 1/-3, Bennett 1/-4, Genatone 1/-2, Kongaika 1/-11, Tupai 1/-1.

BOWL GAME 10

HOLIDAY BOWL

SAN DIEGO, CALIF.

DECEMBER 30, 2003

FINAL WSU RECORD: 10-3, 6-2 (PAC-10 RUNNER-UP)

ROSTER

28	Hamza Abdullah, db	36	Jevon Miller, wr
23	Husain Abdullah, db	3	Sammy Moore, wr
17	D.D. Acholonu, de	31	Steve Mortimer, wr
77	Patrick Afif, ol	58	Matt Mullennix, de
44	Mark Ahlberg, te	86	Tramaine Murray, wr
22	Lavell Anderson, rb	64	Mike Nelson, ol
67	Calvin Armstrong, ol	12	Sean O'Connor, ol/te
56	Chris Baltzer, lb	79	Bryan Olson, ol
8	Kyle Basler, p	87	Thomas Ostrander, wr
34	Christian Bass, db	30	Alex Oyer, k
55	Dane Bassett, de	50	Josh Parrish, ol
46	Pat Bennett, lb	62	Chris Paulson, lb
81	Troy Bienemann, te	15	Karl Paymah, db
59	Reyshawb Bobo, de	94	John Rasmussen, wr
26	Jeremy Bohannon, db	13	Mike Reilly, qb
25	Rafael Bolton, rb	47	Nic Scott, db
53	Raymond Bonnell, de	38	Tyler Sellers, db
80	Cody Boyd, te	44	Josh Shavies, dt
98	Bryan Boyer, dt	63	Mike Shelford, ol
13	Adam Braidwood, de	35	Spencer Shelman, db
18	Alex Brink, qb	18	Graham Siderius, k
9	Isaac Brown, de	39	Brian Skjei, lb
94	Mkristo Bruce, de	5	Jonathan Smith, rb
33	Chris Bruhn, rb	28	Kealan Smith, rb
70	Bobby Byrd, ol	54	Paul Stevens, lb
64	Thomas Clements, lb	9	Josh Swogger, qb
27	Erik Coleman, db	47	Jesse Taylor, te
93	Jon Conlin, de	21	Alex Teems, db
99	Steve Cook, dt	38	Allen Thompson, rb
92	Joel Crawford, de	57	Tom Tribbett, lb
32	Wally Dada, db	97	Tai Tupai, dt
1	Devard Darling, wr	25	Don Turner, db
29	Jason David, db	10	Aaron Wagner, lb
12	Ira Davis, lb	82	Adam West, te
42	Scott Davis, lb	32	David White, k/p
12	Dayton Dennison, qb	95	Jeremy Williams, dt
51	Will Derting, lb	87	Kevin Williams, dt
49	Steve Dildine, lb	24	Virgil Williams, db
61	Josh Duin, ol	45	Brian Winter, lb
10	Drew Dunning, k		
36	Andrew Fernandez, db		
78	Riley Fitt-Chappell, ol		
74	Russell Foster, ol		
37	Eric Frampton, db		
84	Robert Franklin, wr		
48	Al Genatone, lb		
43	Brian Hall, lb		
21	McKenzie Hansell, wr		
55	Charles Harris, ol		
88	Trandon Harvey, wr		
41	Blair Hawkins, rb		
83	Jason Hill, wr		
72	Spencer Hollison, ol		
76	Norvell Holmes, ol		
19	Odell Howard, dt		
8	Chris Hurd, qb		
60	Robbie Hyslop, ol		
68	Zach Ingham, ol		
65	Dan Iovine, ol		
52	Don Jackson, lb		
40	Aaron Johnson, te		
89	Brett Johnson, wr		
2	Chris Jordan, wr		
41	Aaron Joseph, db		
4	Matt Kegel, qb		
71	Bill Knotts, ol		
34	Jonathan Larson, wr		
75	Sam Lightbody, ol		
69	Keola Loo, ol		
35	Scott Lunde, wr		
6	Marty Martin, wr		
70	Mark Matthey, ol		
20	Kevin McCall, rb		
66	Nick Mihlhauser, ol		

2003 RESULTS

25-0	Idaho, Seattle
26-29ot	@ Notre Dame
47-26	@ Colorado
23-13	New Mexico
55-16	@ Oregon
30-7	Arizona
24-14	@ Stanford
36-30	Oregon State
16-43	@ USC
31-13	UCLA
34-19	Arizona State
19-27	@ Washington
28-20	Texas (Holiday Bowl)


HEAD COACH



Bill Doba

#15 WSU 28, #5 TEXAS 20

December 30, 2003, San Diego, Calif. – Washington State reached the 10-win plateau for the third time in as many seasons with a 28-20 comeback victory over Texas in the Pacific Life Holiday Bowl. Facing a 10-7 halftime deficit, the Cougars rallied to score three touchdowns in the third quarter and take a 26-10 lead into the final stanza. The second half fireworks began with a 54-yard touchdown pass from Matt Kegel to Sammy Moore with just over nine minutes left in the third. WSU used a trick play to get in the end zone once again four minutes later. Kegel lined up under center, but instead of taking the snap, ran in motion to the right sideline, leaving running back Jonathan Smith alone in the backfield. Smith fumbled the snap, but recovered and ran 12 yards for a touchdown. Two Texas possessions later, the WSU defense continued the onslaught when Jason David recovered a fumble and took it 18 yards for the Cougs' final touchdown of the game. Washington State's defense forced a fourth quarter safety to push its total to 28. Moore earned most valuable offensive player honors after converting both of his catches for touchdowns and setting up another with a 51-yard punt return. Sophomore Kyle Basler was named the game's most valuable defensive player after pinning the Longhorns inside their own five on four occasions.



WASHINGTON STATE	0	7	19	2	28
TEXAS	0	10	0	10	20

TEAM	QT	TIME	SCORING PLAY
WSU	1	8:48	Bienemann 32 pass from Kegel (Dunning kick)
UT	2	12:21	Benson 1 run (Pino kick)
WSU	2	:59	Moore 12 pass from Kegel (Dunning kick)
UT	2	:04	Pino 39 field goal
WSU	3	9:23	Moore 54 pass from Kegel (Dunning fail)
WSU	3	5:50	Smith 12 run (Dunning kick)
WSU	3	2:20	David 18 fumble recovery (Dunning block)
UT	4	13:32	Pino 19 field goal
WSU	4	8:41	Team safety
UT	4	4:29	Williams 30 pass from Mock (Pino kick)

TOTAL OFFENSE - WSU 65/360/5.5

UT 89/327/3.7

RUSHING - WSU

33/162/5/157/1/17: Smith
21/110/1, Bruhn 10/44, Kegel 2/3.
UT 40/211/80/131/1/48: Benson
22/83/1, V. Young 9/50, S. Young
1/48, Williams 1/11, Jeffery 1/3,
Mock 6/-64.

PASSING - WSU 32/18/2/203/2/54:

Kegel 32/18/2/203/2/54. UT
49/20/0/196/1/46: Mock
35/14/0/181/1/46, V. Young
14/6/0/15/0/6.

RECEIVING - WSU: Smith 5/51,

Lunde 3/39, Darling 3/26, Harvey
3/15, Moore 2/66/2, Bienemann
2/6. UT: Williams 9/97/1, S. Thomas
4/20, Johnson 3/41, Melton 1/13,
Benson 1/12, S. Young 1/9, Scaife
1/4.

INTERCEPTIONS - WSU: none. UT:

Crowder 1/0, Geiggar 1/0.

PUNTING - WSU: Basler 7/281/40.1/

56. UT: McGee 5/217/43.4/48,
Team 1/36/36.0/36.

PUNT RETURNS - WSU: Moore

4/68/17.0/51. UT: S. Young 1/20/
20.0/20.

KICKOFF RETURNS - WSU: Moore

5/59/11.4/22. UT: S. Young 3/74/
24.6/29, Melton 1/16/16.0/16,
Brown 1/15/15.0/15.

WSU INDIVIDUAL RECORDS

RUSHING RECORDS

RUSHING ATTEMPTS - GAME (30+)

1.	42	Jerome Harrison, UCLA, 2004
2.	41	Steve Broussard, Oregon, 1989
3.	39	Rueben Mayes, Oregon, 1984
4.	37	Michael Black, Washington, 1997
	37	Kevin Brown, Stanford, 1998
6.	36	Ken Grandberry, Stanford, 1972
	36	Jonathan Smith, UCLA, 2003
8.	34	Rich Swinton, Arizona State, 1988
	34	Rich Swinton, Stanford, 1988
	34	Dave Minnich, Oregon State, 2001
11.	33	Steve Broussard, Houston, 1988
12.	32	Andres Jones, Oregon, 1973
13.	31	Richard Bower, Oregon State, 1950
	31	Clancy Williams, Oregon State, 1964
	31	Steve Hamilton, Oregon, 1972
	31	Kerry Porter, California, 1983
	31	Rueben Mayes, Oregon State, 1984
	31	Rich Swinton, Washington, 1988
	31	Steve Broussard, California, 1989
20.	30	Charles Beckel, Washington, 1952
	30	Chuck Hawthorne, Illinois, 1969
	30	Richard Smith, Washington, 1969
	30	Kerry Porter, Washington, 1983
	30	Shaumbe Wright-Fair, Montana, 1992

RUSHING ATTEMPTS - SEASON

1.	264	Shaumbe Wright-Fair, 1992
2.	260	Steve Broussard, 1989
3.	258	Rueben Mayes, 1984
4.	242	Michael Black, 1997
5.	228	Rueben Mayes, 1985
6.	224	Jonathan Smith, 2003
7.	222	Steve Broussard, 1988
8.	218	Rich Swinton, 1988
9.	215	Kevin Brown, 1998
10.	214	Ken Grandberry, 1972

RUSHING ATTEMPTS - CAREER

1.	636	Rueben Mayes, 1982-85
2.	618	Shaumbe Wright-Fair, 1989-92
3.	610	Steve Broussard, 1986-89
4.	560	Kerry Porter, 1982-86
5.	542	Tim Harris, 1979-82
6.	453	Ken Grandberry, 1971-73
7.	424	Dan Doornink, 1974-77
	424	Michael Black, 1996-97
9.	372	Tali Ena, 1976-79
10.	357	Dave Minnich, 2000-01

NET RUSHING YARDS - GAME (170+)

1.	357	Rueben Mayes, Oregon, 1984
2.	261	Bernard Jackson, Oregon, 1971
3.	247	Jerome Harrison, UCLA, 2004
4.	218	Tali Ena, Oregon State, 1979
5.	216	Rueben Mayes, Stanford, 1984
6.	214	Michael Black, California, 1996
7.	205	Steve Broussard, Oregon, 1989
8.	202	Kevin Brown, Stanford, 1998
9.	201	Rueben Mayes, Ball State, 1984
10.	195	Dave Minnich, Oregon State, 2001
11.	194	Larry Eilmes, Villanova, 1965
	194	Ron Cheatham, California, 1974
	194	Shaumbe Wright-Fair, Washington, 1992
14.	193	Rich Swinton, Arizona State, 1988
15.	190	Steve Broussard, California, 1988
16.	187	Steve Broussard, California, 1989
17.	182	Wayne Berry, Oregon, 1951
18.	180	Jermaine Green, Oregon, 2002
19.	177	Rueben Mayes, USC, 1985
20.	176	Charles Beckel, Washington, 1952

TOTAL 100+ GAMES: 186 games by 58 players.

MOST 100+ GAMES: Wright-Fair 15, Broussard 14, Mayes 13, Black 11, Porter 10, Grandberry 9, Harris 9, Jones 6, Jackson 6, Swinton 6, Madu 6

TOTAL 170+ GAMES: 26 by 18 players.

MOST 170+ GAMES: Mayes 4, Broussard 4, Black 3, Kennedy 1, Berry 1, Beckel 1, Williams 1, Matthews 1, Swinton 1, Wright-Fair 1, Cheatham 1, Eilmes 1, Brown 1, Ena 1, Jackson 1, Green 1, Minnich 1, Harrison 1.

NET RUSHING YARDS - SEASON (1000+)

1.	1,637	Rueben Mayes, 1984
2.	1,330	Shaumbe Wright-Fair, 1992
3.	1,280	Steve Broussard, 1988
4.	1,237	Steve Broussard, 1989
5.	1,236	Rueben Mayes, 1985
6.	1,189	Bernard Jackson, 1971
7.	1,181	Michael Black, 1997
8.	1,059	Andrew Jones, 1973
9.	1,046	Kevin Brown, 1998
10.	1,018	Rich Swinton, 1998
11.	1,000	Kerry Porter, 1983

SENIOR RECORD

1,330 Shaumbe Wright-Fair, 1992

JUNIOR RECORD

1,632 Rueben Mayes, 1984

SOPHOMORE RECORD

1,046 Kevin Brown, 1998

FRESHMAN RECORD

974 Deon Burnett, 1999

NET RUSHING YARDS - CAREER

1.	3,519	Rueben Mayes, 1982-85
2.	3,054	Steve Broussard, 1986-89
3.	2,938	Shaumbe Wright-Fair, 1989-92
4.	2,830	Tim Harris, 1979-82
5.	2,618	Kerry Porter, 1982-86
6.	2,129	Michael Black, 1997-97
7.	2,102	Ken Grandberry, 1971-73
8.	1,888	Tali Ena, 1976-79
9.	1,779	Bernard Jackson, 1970-71
10.	1,739	Dan Doornink, 1974-77

AVERAGE/ATTEMPT - GAME (Min. 8 rushes)

1.	14.0	Don Paul, Oregon, 1948 (10/140)
2.	13.1	Chris Bruhn, Idaho, 2003 (9/118)
3.	12.4	Bernard Jackson, Oregon, 1971 (12/261)
4.	12.3	Louis Blakeley, Idaho, 1961 (9/111)
5.	12.0	Clancy Williams, San Jose State, 1964 (11/132)
6.	11.8	Talmadge Washington, Texas, 1954 (8/94)
7.	10.2	Steve Hamilton, Idaho, 1972 (9/92)
8.	10.1	Jonathan Smith, Idaho, 2002 (12/121)
9.	10.0	Steve Broussard, California, 1988 (19/190)
10.		Frank Madu, Nebraska, 1995 (9/90)

AVERAGE/ATTEMPT - SEASON (Min. 100 rushes)

1.	6.72	Bernard Jackson, 1971 (177/1,189)
2.	6.34	Rueben Mayes, 1984 (258/1,632)
3.	6.08	Ken Grandberry, 1971 (103/626)
4.	5.86	Talmadge Washington, 1954 (105/634)
5.	5.78	Tim Harris, 1981 (161/931)
6.	5.77	Steve Broussard, 1988 (222/1,280)
7.	5.60	Ron Cheatham, 1974 (110/616)
8.	5.53	Jermaine Green, 2002 (150/829)
9.	5.52	Tali Ena, 1978 (132/728)
10.	5.42	Rueben Mayes, 1985 (228/1,236)

AVERAGE/ATTEMPT - CAREER (Min. 200 rushes)

1.	5.53	Rueben Mayes, 1982-85 (636/3,519)
2.	5.22	Tim Harris, 1979-82 (542/2,830)
3.	5.22	Bernard Jackson, 1970-71 (341/1,779)
4.	5.02	Michael Black, 1996-97 (424/2,129)
5.	5.01	Steve Broussard, 1986-89 (610/3,054)
6.	4.82	Tali Ena, 1976-79 (372/1,888)
7.	4.75	Shaumbe Wright-Fair, 1989-92 (618/2,938)
8.	4.68	Kerry Porter, 1982-86 (560/2,618)
9.	4.64	Ken Grandberry, 1971-73 (453/2,102)

TOUCHDOWNS - GAME

1.	5	James Matthews, Idaho, 1982
2.	4	Rueben Mayes, Stanford, 1984
	4	Rueben Mayes, Montana State, 1985
	4	Shaumbe Wright-Fair, Temple, 1992
	4	Deon Burnett, Louisiana-Lafayette, 1999
	4	Dave Minnich, Arizona, 2001
	4	John Tippins, Montana State, 2001
8.	3	Steve Broussard, BYU, 1989
	3	Steve Broussard, Oregon, 1991
	3	Shaumbe Wright-Fair, Fresno State, 1991
	3	Shaumbe Wright-Fair, Washington, 1992
	3	Dave Minnich, Arizona, 2001
	3	Jonathan Smith, Idaho, 2002
	3	Jonathan Smith, UCLA, 2003
	3	Jerome Harrison, UCLA, 2004
	3	13 players prior to 1982

TOUCHDOWNS - SEASON

1.	13	Steve Broussard, 1989
	13	Shaumbe Wright-Fair, 1992
3.	12	Deon Burnett, 1999
4.	11	Bob Kennedy, 1941
	11	Bernard Jackson, 1971
	11	Ken Grandberry, 1972
	11	Samoa Samoa, 1980
	11	Rueben Mayes, 1984
	11	Steve Broussard, 1988
	11	Michael Black, 1997

WSU INDIVIDUAL RECORDS

TOUCHDOWNS - CAREER

- 33 Steve Broussard, 1986-89
- 23 Rueben Mayes, 1982-85
- 22 Shaumbe Wright-Fair, 1989-92
- 19 Ken Grandberry, 1971-73
- 19 Kerry Porter, 1982-86
- 19 Michael Black, 1996-97
- 18 Bernard Jackson, 1970-71
- 17 Tim Harris, 1979-82
- 16 Tali Ena, 1976-79
- 15 Jonathan Smith, 2002-03

LONG RUSH - GAME (70+)

- 87 Chuck Morrell, Pacific, 1958
- 87 Frank Madu, Nebraska, 1995
- 85 Frank Madu, Montana State, 1993
- 85 Albert Kennedy, Arizona, 1994
- 84 Byron Bailey, UCLA, 1949
- 83 Harold Haddock, San Jose State, 1960
- 83 Glen Shaw, Idaho, 1966
- 83 Porter Lainhart, Hawaii, 1992
- 81 Bob Kennedy, Montana, 1942
- 80 Richard Hanley, Montana, 1919
- 80 Tali Ena, Oregon, 1979
- 80 Jermaine Green, UCLA, 2002
- 79 DeJuan Gilmore, Boise State, 1998
- 78 Ed Goddard, Idaho, 1936
- 78 Bernard Jackson, Arizona, 1971
- 77 Rick Chase, Oregon, 1984
- 75 Oscar Jones, College of Idaho, 1928
- 75 Keith Simon, Willamette, 1935
- 75 Clancy Williams, Arizona, 1963
- 75 Dennis Cadigan, Oregon, 1964
- 75 Ray Williams, California, 1978
- 75 Ray Williams, Arizona State, 1979
- 75 Jermaine Green, USC, 2002
- 73 Don Paul, Oregon, 1948
- 73 Talmadge Washington, Texas, 1954
- 73 Bernard Jackson, Utah, 1971
- 73 Deon Burnett, Louisiana-Lafayette, 1999
- 72 Mike Washington, Oregon State, 1978
- 71 Howard Moses, Idaho, 1932
- 71 Steve Broussard, Stanford, 1989
- 70 Frank Skadan, Idaho, 1919
- 70 John Browne, Stanford, 1961
- 70 Junior Tautalatasi, Montana State, 1985

100-YARD RUSHING GAMES

- 15 Shaumbe Wright-Fair, 1989-92
- 14 Steve Broussard, 1986-89
- 13 Rueben Mayes, 1982-85
- 11 Michael Black, 1996-97
- 10 Kerry Porter, 1982-86
- 9 Ken Grandberry, 1971-73
- 9 Tim Harris, 1979-82
- 6 Bernard Jackson, 1970-71
- 6 Andrew Jones, 1972-74
- 6 Rich Swinton, 1987-90
- 6 Frank Madu, 1993-95

PASSING RECORDS

PASS ATTEMPTS - GAME (45+)

- 66 Drew Bledsoe, Montana, 1992
- 52 Jack Thompson, California, 1976
- 51 Timm Rosenbach, Colorado, 1987
- 51 Chad DeGrenier, Oregon, 1993
- 50 Jack Thompson, USC, 1976
- 49 Timm Rosenbach, Michigan, 1987
- 49 Ryan Leaf, Arizona State, 1997
- 48 Jerry Henderson, Oregon, 1968
- 48 Chad Davis, USC, 1995
- 47 Ty Paine, USC, 1970
- 47 Jack Thompson, Kansas, 1977
- 47 Matt Kegel, Stanford, 2003
- 47 Matt Kegel, USC, 2003
- 46 Ryan Leaf, UCLA, 1996
- 46 Ryan Leaf, Arizona, 1997
- 45 Drew Bledsoe, Washington, 1990

PASS ATTEMPTS - SEASON

- 432 Drew Bledsoe, 1992
- 410 Ryan Leaf, 1997
- 402 Jason Gesser, 2002
- 394 Matt Kegel, 2003
- 390 Timm Rosenbach, 1987
- 375 Jason Gesser, 2001
- 373 Ryan Leaf, 1996
- 358 Drew Bledsoe, 1991
- 348 Jack Thompson, 1978
- 339 Chad Davis, 1994

PASS ATTEMPTS - CAREER

- 1,118 Jason Gesser, 1999-2002
- 1,086 Jack Thompson, 1975-78
- 979 Drew Bledsoe, 1990-92
- 880 Ryan Leaf, 1994-97
- 789 Timm Rosenbach, 1986-88
- 725 Ty Paine, 1970-72
- 640 Chad Davis, 1994-95
- 613 Mark Rypien, 1981-85
- 595 Steve Birnbaum, 1996-99
- 568 Matt Kegel, 2000-2003

PASS COMPLETIONS - GAME (30+)

- 37 Drew Bledsoe, Montana, 1992
- 32 Jerry Henderson, Oregon, 1968

PASS COMPLETIONS - SEASON

- 241 Drew Bledsoe, 1992
- 236 Jason Gesser, 2002
- 227 Ryan Leaf, 1997
- 222 Timm Rosenbach, 1987
- 218 Timm Rosenbach, 1988
- 218 Matt Kegel, 2003
- 208 Jack Thompson, 1976
- 199 Drew Bledsoe, 1991
- 199 Jason Gesser, 2001
- 197 Chad Davis, 1994

PASS COMPLETIONS - CAREER

- 611 Jason Gesser, 1999-2002
- 601 Jack Thompson, 1975-78
- 532 Drew Bledsoe, 1990-92
- 474 Timm Rosenbach, 1986-88
- 473 Ryan Leaf, 1994-97
- 371 Chad Davis, 1994-95
- 326 Mark Rypien, 1981-85
- 325 Ty Paine, 1970-72
- 306 Steve Birnbaum, 1996-99
- 305 Matt Kegel, 2000-03

PASSING YARDS - GAME (300+)

- 476 Drew Bledsoe, Utah, Copper Bowl, 1992
- 447 Ryan Leaf, Arizona State, 1997
- 432 Jason Gesser, California, 2001
- 431 Jason Gesser, California, 2002
- 413 Drew Bledsoe, Montana, 1992
- 403 Mark Rypien, Oregon, 1985
- 400 Mike Pattinson, Arizona State, 1993
- 391 Jack Thompson, California, 1976
- 385 Drew Bledsoe, Arizona, 1990
- 384 Ryan Leaf, Arizona, 1997
- 381 Ryan Leaf, UCLA, 1997
- 374 Jason Gesser, Montana State, 2001
- 368 Mark Rypien, Utah, 1985
- 364 Jack Thompson, Michigan State, 1977
- 363 Dave Mathieson, Washington, 1962
- 358 Drew Bledsoe, USC, 1992
- 358 Ryan Leaf, Washington, 1997
- 355 Chad Davis, Arizona State, 1994
- 355 Ryan Leaf, San Jose State, 1996
- 355 Ryan Leaf, USC, 1997
- 353 Timm Rosenbach, Minnesota, 1988
- 352 Ty Paine, USC, 1970
- 352 Timm Rosenbach, Tennessee, 1988
- 348 Ryan Leaf, Arizona, 1996
- 348 Jason Gesser, Arizona, 2000
- 346 Matt Kegel, New Mexico, 2003
- 345 Jack Thompson, Oregon State, 1976
- 341 Aaron Garcia, Stanford, 1989
- 340 Jack Thompson, USC, 1976
- 334 Timm Rosenbach, Michigan, 1987
- 334 Brad Gossen, Arizona State, 1989
- 332 Ryan Leaf, California, 1997
- 331 Ryan Leaf, Michigan, 1997
- 331 Matt Kegel, Stanford, 2003
- 328 Brad Gossen, Brigham Young, 1990
- 324 Timm Rosenbach, Arizona, 1987
- 324 Mike Pattinson, Oregon State, 1993
- 323 Drew Bledsoe, Fresno State, 1992
- 322 Timm Rosenbach, Stanford, 1988
- 321 Jason Gesser, Arizona State, 2000
- 317 Brad Gossen, Brigham Young, 1989
- 315 Jason Gesser, USC, 2002
- 315 Matt Kegel, Arizona, 2003
- 314 Ryan Leaf, USC, 1996
- 311 Jack Thompson, Washington, 1976
- 310 Matt Kegel, Colorado, 2003
- 306 Timm Rosenbach, Houston, 1988
- 305 Ryan Leaf, Southwestern Louisiana, 1997
- 305 Matt Kegel, Oregon State, 2003
- 302 Ryan Leaf, Illinois, 1997
- 301 Bob Burkhart, Idaho, 1952
- 300 Ed Blount, Oregon State, 1986

TOTAL 300+ GAMES: 52

MOST 300+ GAMES: Leaf 12, Gesser 6, Rosenbach 6, Thompson 5, Bledsoe 5, Kegel 5, Gossen 3, Rypien 2, Pattinson 2, Burkhart 1, Mathieson 1, Paine 1, Blount 1, Garcia 1, Davis 1. [15 quarterbacks]

TOTAL 200+ GAMES: 174

MOST 200+ GAMES: Gesser 27, Leaf 23, Bledsoe 22, Thompson 22, Rosenbach 16, Rypien 11, Kegel 10, Davis 8, Gossen 7, Henderson 6, Blount 5, Garcia 5, Paine 4. [13 quarterbacks]

WSU INDIVIDUAL RECORDS

PASSING YARDS - SEASON

- 3,968 Ryan Leaf, 1997
- 3,408 Jason Gesser, 2002
- 3,246 Drew Bledsoe, 1992
- 3,097 Timm Rosenbach, 1988
- 3,010 Jason Gesser, 2001
- 2,947 Matt Kegel, 2003
- 2,811 Ryan Leaf, 1996
- 2,762 Jack Thompson, 1976
- 2,741 Drew Bledsoe, 1991
- 2,446 Timm Rosenbach, 1987

SENIOR RECORD

- 3,498 Jason Gesser, 2002

JUNIOR RECORD

- 3,968 Ryan Leaf, 1997

SOPHOMORE RECORD

- 2,811 Ryan Leaf, 1996

FRESHMAN RECORD

tba

PASSING YARDS - CAREER

- 8,830 Jason Gesser, 1999-01
- 7,818 Jack Thompson, 1975-78
- 7,433 Ryan Leaf, 1994-97
- 7,373 Drew Bledsoe, 1990-92
- 5,995 Timm Rosenbach, 1986-88
- 4,573 Mark Rypien, 1981-85
- 4,167 Chad Davis, 1994-95
- 4,136 Ty Paine, 1970-72
- 3,982 Matt Kegel, 2000-03
- 3,934 Steve Birnbaum, 1996-99

PASSES HAD INTERCEPTED - GAME

- 6 Jerry Henderson, Arizona State, 1967
- 6 Chuck Peck, California, 1974
- 6 Paul Mencke, USC, 1998
- 5 Jerry Henderson, Baylor, 1967
- 5 Jerry Henderson, Oregon State, 1968
- 5 Timm Rosenbach, Oregon, 1987
- 5 Matt Kegel, Oregon State, 2003
- 4 Bob Gambold, Oregon, 1949
- 4 Bob Iverson, USC, 1955
- 4 Ty Paine, Arizona State, 1970
- 4 Ty Paine, Utah, 1972
- 4 Chuck Lyon, Stanford, 1975
- 4 Jack Thompson, UCLA, 1976
- 4 Samoa Samoa, Arizona State, 1980
- 4 Mark Rypien, USC, 1984
- 4 Timm Rosenbach, Arizona State, 1987
- 4 Timm Rosenbach, Washington, 1987
- 4 Aaron Garcia, Arizona, 1989
- 4 Drew Bledsoe, Montana, 1992

PASSES HAD INTERCEPTED - SEASON

- 24 Ty Paine, 1970
- 24 Timm Rosenbach, 1987
- 20 Jack Thompson, 1978
- 19 Ty Paine, 1971
- 17 Jerry Henderson, 1967
- 15 Drew Bledsoe, 1991
- 15 Drew Bledsoe, 1992
- 15 Mark Rypien, 1984
- 15 Matt Kegel, 2003
- 14 Bob Gambold, 1949
- 14 Tom Roth, 1965
- 14 Jack Thompson, 1976

PASSES HAD INTERCEPTED - CAREER

- 54 Ty Paine, 1970-72

COMPLETION PERCENTAGE - GAME

(Min. 10)

- .818 Wayne Berry, Iowa, 1953 (9/11)
- .818 Ricky Turner, Montana State, 1983 (9/11)
- .806 Timm Rosenbach, Arizona, 1987 (25/31)
- .800 Wayne Berry, UCLA, 1953 (8/10)
- .800 Frank Sarno, Pacific, 1954 (8/10)
- .800 Jerry Henderson, Oregon State, 1966 (8/10)
- .786 Bob Newman, California, 1956 (11/14)
- .786 Aaron Garcia, Arizona State, 1989 (11/14)
- .778 Brad Gossen, California, 1990 (21/27)
- .773 Brad Gossen, Idaho, 1989 (17/22)
- .769 Samoa Samoa, California, 1980 (10/13)
- .769 Aaron Garcia, Oregon State, 1989 (10/13)
- .769 Drew Bledsoe, Oregon State, 1991 (20/26)
- .767 Timm Rosenbach, Arizona, 1988 (23/30)
- .765 Mark Rypien, Oregon State, 1985 (13/17)
- .765 Brad Gossen, Arizona State, 1989 (13/17)
- .750 Dave Mathieson, Idaho, 1962 (9/12)
- .750 Chad Davis, Oregon State, 1995 (21/28)
- .750 Jason Gesser, Idaho, 2002 (12/16)
- .750 Matt Kegel, Montana State, 2002 (9/12)

NOTE: Bob Newman completed 11 of 12 for the West in the 1958 East-West Shrine Game.

COMPLETION PERCENTAGE - SEASON

(Min. 100)

- .645 Timm Rosenbach, 1988 (218/338)
- .608 Aaron Garcia, 1989 (115/189)
- .587 Jason Gesser, 2002 (236/402)
- .586 Jack Thompson, 1976 (203/335)
- .584 Jack Thompson, 1977 (192/329)
- .582 Mark Rypien, 1985 (159/273)
- .581 Chad Davis, 1994 (197/339)
- .581 Ricky Turner, 1983 (100/172)
- .578 Chad Davis, 1995 (174/301)
- .569 Timm Rosenbach, 1987 (222/390)

COMPLETION PERCENTAGE - CAREER

(Min. 150)

- .601 Timm Rosenbach, 1986-88 (474/789)
- .580 Chad Davis, 1994-95 (371-640)
- .563 Bob Newman, 1956-58 (246/437)
- .553 Jack Thomson, 1975-78 (601/1,086)
- .547 Jason Gesser, 1999-02 (611/1,118)
- .543 Drew Bledsoe, 1990-92 (532/979)
- .538 Ryan Leaf, 1994-97 (473/880)
- .537 Matt Kegel, 2000-03 (305/568)
- .532 Mark Rypien, 1981-85 (326/613)
- .530 Jerry Henderson, 1966-68 (299/564)

TOUCHDOWNS - GAME

- 6 Jason Gesser, Arizona, 2000 (3 ot)
- 5 Jack Thompson, Washington, 1976
- 5 Timm Rosenbach, Tennessee, 1988
- 5 Drew Bledsoe, Oregon State, 1991
- 5 Ryan Leaf, California, 1997
- 4 Jack Thompson, Idaho, 1977
- 4 Mark Rypien, USC, 1984
- 4 Mark Rypien, Oregon, 1985
- 4 Mike Pattinson, Montana State, 1993
- 4 Ryan Leaf, Temple, 1996
- 4 Ryan Leaf, San Jose State, 1996
- 4 Ryan Leaf, Oregon, 1996
- 4 Ryan Leaf, Illinois, 1997
- 4 Ryan Leaf, Southwestern Louisiana, 1997
- 4 Jason Gesser, Utah, 2000
- 4 Jason Gesser, California, 2001
- 4 Jason Gesser, California, 2002
- 4 Jason Gesser, Oregon, 2002
- 4 Josh Swogger, Idaho, 2004

TOUCHDOWNS - SEASON

- 34 Ryan Leaf, 1997
- 28 Jason Gesser, 2002
- 26 Jason Gesser, 2001
- 24 Timm Rosenbach, 1988
- 21 Ryan Leaf, 1996
- 21 Matt Kegel, 2003
- 20 Jack Thompson, 1976
- 20 Drew Bledsoe, 1992
- 17 Jack Thompson, 1978
- 17 Drew Bledsoe, 1991

TOUCHDOWNS - CAREER

- 70 Jason Gesser, 1999-01
- 59 Ryan Leaf, 1994-97
- 53 Jack Thompson, 1975-78
- 46 Drew Bledsoe, 1990-92
- 39 Timm Rosenbach, 1986-88)
- 28 Mark Rypien, 1981-85
- 27 Bob Newman, 1956-58
- 24 Matt Kegel, 2000-03
- 22 Chad Davis, 1994-95
- 18 Steve Birnbaum, 1996-99

LONGEST PASS PLAY - GAME

- 97 Steve Birnbaum to Nian Taylor, Idaho, 1998
- 88 Matt Kegel to Marcus Williams, USC, 2000
- 87 Bob Newman to Jack Fanning, Stanford, 1957
- 87 Drew Bledsoe to Phillip Bobo, Utah, 1992
- 84 Bob Burkhardt to Harlan Svare, Idaho, 1952
- 84 Wayne Berry to Jim Harerty, Iowa, 1953
- 84 Matt Kegel to Devard Darling, Arizona, 2003
- 82 Mark Rypien to Rueben Mayes, Oregon, 1985
- 81 Timm Rosenbach to Tim Stallworth, Tennessee, 1988
- 80 David Wilson to Gail Cogdill, Northwestern, 1958
- 80 Jerry Henderson to Larry Thatcher, UCLA, 1967
- 80 Jack Thompson to Ray Williams, Arizona State, 1978
- 80 Ed Blount to Kitrick Taylor, Oregon State, 1986
- 80 Ryan Leaf to Kevin McKenzie, Illinois, 1997
- 79 Bob Newman to Bill Steiger, Oregon, 1956
- 79 Timm Rosenbach to Steve Broussard, Wyoming, 1987
- 78 Tom Roth to Bob Simpson, Villanova, 1965
- 78 Rick Olsen to Fred Moore, Washington, 1969
- 78 Ryan Leaf to Chris Jackson, UCLA, 1997
- 77 Aaron Garcia to Tim Stallworth, USC, 1989
- 77 Matt Kegel to Scott Lunde, Colorado, 2003

CONSECUTIVE GAMES WITH A TD PASS

- 25 Jason Gesser, 2001-02
- 17 Ryan Leaf, 1996-97

MOST GAMES WITH A TD PASS

- 31 Jason Gesser, 1999-2002
- 28 Jack Thompson, 1975-78
- 24 Ryan Leaf, 1995-97
- 23 Drew Bledsoe, 1990-92
- 22 Timm Rosenbach, 1986-88
- 13 Matt Kegel, 2000-03
- 12 Mark Rypien, 1981-85

MULTIPLE TD PASS GAMES

- 21 Jason Gesser, 1999-2002
- 16 Ryan Leaf, 1995-97
- 15 Jack Thompson, 1975-78
- 14 Drew Bledsoe, 1990-92
- 12 Timm Rosenbach, 1986-88
- 10 Mark Rypien, 1981-85

WSU INDIVIDUAL RECORDS

TOTAL OFFENSE RECORDS

NET YARDS - GAME (300+)

1.	468	Drew Bledsoe, Utah, Copper Bowl, 1992
2.	417	Jason Gesser, California, 2002
3.	412	Mark Rypien, Oregon, 1985
	412	Jason Gesser, California, 2001
5.	409	Mark Rypien, Utah, 1985
6.	403	Mike Pattinson, Arizona State, 1993
	403	Ryan Leaf, Arizona State, 1997
8.	398	Drew Bledsoe, Montana, 1992
9.	393	Jason Gesser, Montana State, 2001
10.	385	Ryan Leaf, Arizona, 1997
11.	384	Timm Rosenbach, Tennessee, 1988
12.	382	Drew Bledsoe, Arizona, 1990
13.	380	Ryan Leaf, UCLA, 1997
14.	378	Timm Rosenbach, Minnesota, 1988
15.	357	Rueben Mayes, Stanford, 1984
16.	355	Jack Thompson, USC, 1976
	355	Brad Gossen, Brigham Young, 1989
18.	352	Steve Grant, Oregon, 352
19.	351	Timm Rosenbach, California, 1988
20.	350	Ty Paine, USC, 1970
21.	349	Drew Bledsoe, USC, 1992
22.	348	Jack Thompson, Michigan State, 1977
23.	347	Ryan Leaf, Washington, 1997
24.	345	Matt Kegel, Stanford, 2003
25.	343	Ryan Leaf, San Jose State, 1996
26.	341	Chad Davis, Arizona, 1994
27.	340	Samoa Samoa, Stanford, 1980
28.	339	Jack Thompson, Oregon State, 1976
29.	337	Timm Rosenbach, Michigan, 1987
	337	Ryan Leaf, Michigan, 1997
31.	334	Brad Gossen, Arizona State, 1989
32.	333	Jack Thompson, California, 1976
	333	Aaron Garcia, Stanford, 1989
34.	332	Drew Bledsoe, Fresno State, 1992
35.	331	Timm Rosenbach, Arizona, 1987
36.	329	Brad Gossen, Brigham Young, 1990
	329	Ryan Leaf, USC, 1997
	329	Jason Gesser, Arizona State, 2000
39.	328	Ryan Leaf, California, 1997
40.	326	Jason Gesser, Arizona, 2000
	326	Matt Kegel, Colorado, 2003
42.	325	Jack Thompson, Arizona State, 1978
43.	322	Ryan Leaf, Louisiana-Lafayette, 1997
44.	321	Timm Rosenbach, UCLA, 1988
45.	317	Matt Kegel, Arizona, 2003
46.	316	Jason Gesser, USC, 2002
47.	311	Drew Bledsoe, Ohio State, 1991
	311	Ryan Leaf, Illinois, 1997
49.	309	Matt Kegel, New Mexico, 2003
50.	306	Dave Mathieson, Washington, 1962
	306	Jack Thompson, UNLV, 1978
	306	Mike Pattinson, Oregon State, 1993
53.	305	Timm Rosenbach, Stanford, 1988
54.	302	Mark Rypien, UCLA, 1985
	302	Ed Blount, Oregon State, 1986
	302	Jason Gesser, Boise State, 2000
57.	301	Bob Burkhart, Idaho, 1952
	301	Brad Gossen, Idaho, 1989
	301	Aaron Garcia, Oregon, 1989

TOTAL 300+ GAMES: 59 games by 18 players

MOST 300+ GAMES: Leaf 10, Rosenbach 7, Gesser 7, Thompson 6, Bledsoe 6, Gossen 4, Kegel 4, Rypien 3, Garcia 2, Pattinson 2, Burkhart 1, Mathieson 1, Paine 1, Grant 1, Samoa 1, Mayes 1, Blount 1, Davis 1.

TOTAL 200+ GAMES: 199 by 31 players

MOST 200+ GAMES: Gesser 27, Bledsoe 23, Leaf 23, Rosenbach 20, Thompson 19, Rypien 12, Paine 12, Kegel 10, Davis 8, Gossen 7, Besser 6, Grant 5, Blount 5, Garcia 5.

NET YARDS - SEASON

1.	3,920	Ryan Leaf, 1997 (492 plays)
2.	3,433	Timm Rosenbach, 1988 (467)
3.	3,292	Jason Gesser, 2002 (456)
4.	3,185	Drew Bledsoe, 1992 (516)
5.	3,111	Jason Gesser, 2001 (461)
6.	2,898	Matt Kegel, 2003 (452)
7.	2,743	Timm Rosenbach, 1987 (528)
8.	2,702	Jack Thompson, 1976 (448)
9.	2,675	Ryan Leaf, 1996 (442)
10.	2,647	Drew Bledsoe, 1991 (462)

SENIOR RECORD

3,292 Jason Gesser, 2002

JUNIOR RECORD

3,920 Ryan Leaf, 1997

SOPHOMORE RECORD

2,743 Timm Rosenbach, 1987

FRESHMAN RECORD

tba

NET YARDS - CAREER

1.	9,007	Jason Gesser, 1999-01
2.	7,698	Jack Thompson, 1975-78
3.	7,262	Ryan Leaf, 1994-97
4.	7,151	Drew Bledsoe, 1990-92
5.	6,690	Timm Rosenbach, 1986-88
6.	5,101	Mark Rypien, 1981-85
7.	5,046	Ty Paine, 1970-72
8.	4,167	Chad Davis, 1994-95
9.	3,947	Matt Kegel, 2000-03
10.	3,648	Steve Birnbaum, 1996-99

TOTAL PLAYS - GAME (55+)

1.	74	Drew Bledsoe, Montana, 1992
2.	66	Timm Rosenbach, Colorado, 1987
3.	64	Chad DeGrenier, Oregon, 1993
4.	62	Jack Thompson, California, 1976
5.	61	Drew Bledsoe, Ohio State, 1991
6.	60	Timm Rosenbach, Michigan, 1987
7.	59	Jack Thompson, USC, 1976
	59	Ryan Leaf, Arizona State, 1997
9.	58	Drew Bledsoe, UCLA, 1991
10.	56	Timm Rosenbach, Washington, 1987
	56	Matt Kegel, USC, 2003
12.	55	Ty Paine, USC, 1970
	55	Samoa Samoa, Stanford, 1980
	55	Timm Rosenbach, Oregon, 1987
	55	Drew Bledsoe, Arizona State, 1990

TOTAL PLAYS - SEASON

1.	528	Timm Rosenbach, 1987
2.	516	Drew Bledsoe, 1992
3.	492	Ryan Leaf, 1997
4.	467	Timm Rosenbach, 1988
5.	462	Drew Bledsoe, 1991
6.	461	Jason Gesser, 2001
7.	456	Jason Gesser, 2002
8.	452	Matt Kegel, 2003
9.	448	Jack Thompson, 1976
10.	444	Chad Davis, 1994

TOTAL PLAYS - CAREER

1.	1,357	Jason Gesser, 1999-02
2.	1,345	Jack Thompson, 1975-78
3.	1,216	Drew Bledsoe, 1990-92
4.	1,086	Timm Rosenbach, 1986-88
5.	1,053	Ryan Leaf, 1994-97
6.	1,052	Ty Paine, 1970-72
7.	808	Mark Rypien, 1981-85
8.	800	Chad Davis, 1994-95
9.	677	Ricky Turner, 1980-83
10.	676	Matt Kegel, 2000-03

AVERAGE/PLAY - GAME (Min. 10 plays)

1.	15.9	John Hopkins, Idaho, 1975 (15/238)
----	------	------------------------------------

AVERAGE/PLAY - SEASON (Min. 100 plays)

1.	7.97	Ryan Leaf, 1997 (492/3,920)
2.	7.35	Timm Rosenbach, 1998 (467/3,433)
3.	7.22	Jason Gesser, 2002 (456/3,292)
4.	7.07	Brad Gossen, 1989 (194/1,371)
5.	6.93	Mark Rypien, 1985 (2,417)
6.	6.75	Jason Gesser, 2001 (461/3,111)
7.	6.72	Bernard Jackson, 1971 (177/1,189)
8.	6.63	Aaron Garcia, 1989 (241/1,599)
	6.63	Jason Gesser, 2000 (304/2,014)
10.	6.41	Matt Kegel, 2003 (452/2,898)

AVERAGE/PLAY - CAREER (Min. 250 plays)

1.	6.90	Ryan Leaf, 1994-97 (1,053/7,262)
2.	6.64	Jason Gesser, 1999-02 (1,357/9,007)
3.	6.31	Mark Rypien, 1981-85 (808/5,101)
4.	6.16	Timm Rosenbach, 1986-88 (1,086/6,690)
5.	5.88	Drew Bledsoe, 1990-92 (1,216/7,151)
6.	5.84	Matt Kegel, 2000-03 (676/3,947)
7.	5.72	Jack Thompson, 1975-78 (1,345/7,698)
8.	5.54	Steve Birnbaum, 1996-99 (658/3,648)
9.	5.53	Rueben Mayes, 1982-85 (636/3,519)
10.	5.33	Ricky Turner, 1980-83 (677/3,606)

TOUCHDOWNS RESPONSIBLE FOR - GAME

1.	6	Jack Thompson, Arizona, 1978
	6	Timm Rosenbach, Tennessee, 1988
	6	Jason Gesser, Arizona, 2000 (3 ot)
4.	4	Bob Newman, Oregon State, 1957
	4	Chuck Lyon, Idaho, 1975

TOUCHDOWNS RESPONSIBLE FOR - SEASON

1.	40	Ryan Leaf, 1997
2.	34	Timm Rosenbach, 1988
3.	28	Jason Gesser, 2001
	28	Jason Gesser, 2002
5.	27	Ryan Leaf, 1996
6.	24	Drew Bledsoe, 1992
7.	22	Jack Thompson, 1976
	22	Matt Kegel, 2003
9.	20	Jack Thompson, 1978
	20	Samoa Samoa, 1980
	20	Mark Rypien, 1984

WSU INDIVIDUAL RECORDS

TOUCHDOWNS RESPONSIBLE FOR - CAREER

1. 74 Jason Gesser, 1999-01
2. 72 Ryan Leaf, 1994-97
3. 63 Jack Thompson, 1975-78
4. 56 Drew Bledsoe, 1990-92
5. 54 Timm Rosenbach, 1986-88
6. 38 Mark Rypien, 1981-85
7. 33 Steve Broussard, 1986-89
8. 32 Ty Paine, 1970-72
9. 27 Matt Kegel, 2000-03
10. 24 Ricky Turner, 1980-83
- 24 Chad Davis, 1994-95

ALL-PURPOSE YARDS

(Rushing, Receiving, Punt Returns, KO Returns, Interception Returns, since 1980)

ALL-PURPOSE YARDS - GAME (200+)

1. 375 Rueben Mayes, Oregon, 1984
2. 282 Deron Pointer, Arizona State, 1993
3. 269 Rueben Mayes, Stanford, 1984
4. 266 Nian Taylor, Idaho, 1998
5. 265 Michael Black, California, 1996
6. 258 Steve Broussard, Arizona State, 1989
7. 246 Steve Broussard, Oregon, 1989
8. **239 Jerome Harrison, UCLA, 2004**
9. 228 Phillip Bobo, Utah (Copper Bowl), 1998
10. 226 Jonathan Smith, Idaho, 2003
11. 225 Sammy Moore, Colorado, 2003
- 225 Jonathan Smith, UCLA, 2003
13. 223 Steve Broussard, Arizona, 1988
14. 222 Shawn Tims, Southwestern Louisiana, 1997
15. 221 Leaford Hackett, Stanford, 1999
16. 220 Dave Minnich, Oregon State, 2001
17. 218 Rueben Mayes, Ball State, 1984
18. 216 Steve Broussard, California, 1989
19. 215 Jonathan Smith, UCLA, 2003
20. 214 Michael Black, Oregon, 1996
21. 212 Rueben Mayes, Oregon, 1985
22. 211 Dee Moronkola, Oregon, 1998
23. 210 Nakoa McElrath, Boise State, 2001
24. 209 Steve Broussard, California, 1988
25. 208 Mike Washington, Pacific, 1980
- 208 Steve Broussard, Illinois, 1988
27. **206 Jason Hill, Colorado, 2004**
28. 205 Shaumbe Wright-Fair, Arizona, 1990
- 205 Leaf Hackett, Arizona, 1998
30. 202 Kevin Brown, Stanford, 1998
31. 200 Nian Taylor, UCLA, 1997

ALL-PURPOSE YARDS - SEASON (minimum 1,000 yards)

1. 2,118 Bernard Jackson, 1971 (1,189-185-0-744-0)
2. 1,790 Steve Broussard, 1989 (1,237-326-0-227-0)
3. 1,768 Rueben Mayes, 1984 (1,637-113-0-18-0)
4. 1,653 Sammy Moore, 2003 (0-533-405-715-0)
5. 1,533 Steve Broussard, 1988 (1,280-152-0-101-0)
6. 1,501 Shaumbe Wright-Fair, 1992 (1,330-171-0-0-0)
7. 1,488 Rueben Mayes, 1985 (1,236-252-0-0-0)
8. 1,442 Clarence Williams, 1964 (783-210-108-341-0)
9. 1,419 Jonathan Smith, 2003 (961-349-0-109-0)
10. 1,358 Michael Black, 1997 (1,181-177-0-0-0)
11. 1,356 Bernard Jackson, 1970 (590-268-498-0-0)
12. 1,269 Richard Calvin, 1987 (822-246-0-201-0)
13. 1,236 Deron Pointer, 1993 (0-996-0-240-0)
14. 1,208 Jerry Williams, 1948 (494-266-NR-448)
15. 1,199 Nakoa McElrath, 2001 (36-1,163-0-0-0)
16. 1,194 Deon Burnett, 1999 (974-220-0-0-0)
17. 1,180 Tim Stallworth, 1988 (0-1,151-0-29-0)
18. 1,179 Andrew Jones, 1973 (1,059-29-0-91-0)
19. 1,166 Rich Swinton, 1988 (1,018-104-0-44-0)
20. **1,154 Jerome Harrison, 2004 (900-69-13-172-0)**
21. 1,137 Tali Ena, 1978 (728-409-0-0-0)
22. 1,124 Mike Levenseller, 1976 (0-1,124-0-0-0)
23. 1,120 Kevin Brown, 1998 (1,046-74-0-0-0)
24. 1,117 Michael Black, 1996 (948-169-0-0-0)
25. 1,106 Ken Grandberry, 1972 (833-273-0-0-0)
26. 1,086 Keith Lincoln, 1959 (670-36-157-223)
27. 1,074 Kerry Porter, 1983 (1,000-74-0-0-0)
28. 1,057 Kevin McKenzie, 1997 (minus 7-911-25-128-0)
29. 1,055 Don Paul, 1949 (332-352-206-195)
30. 1,049 Steve Broussard, 1987 (254-701-0-74-0)
31. 1,041 Shaumbe Wright-Fair, 1991 (843-198-0-0-0)
32. 1,040 Jerome Riley, 2002 (67-939-0-0-0)
33. 1,024 C.J. Davis, 1992 (0-1,024-0-0-0)
34. 1,013 Tim Harris, 1981 (931-71-0-11-0)
34. 1,005 Chris Jackson, 1997 (0-1,005-0-0-0)

ALL-PURPOSE YARDS - CAREER

1. 4,635 Steve Broussard, 1986-89
2. 4,418 Rueben Mayes, 1982-84
3. 3,804 Shaumbe Wright-Fair, 1989-92
4. 3,584 Tim Harris, 1979-82
5. 3,474 Bernard Jackson, 1970-71
6. 3,166 Nian Taylor, 1996-99
7. 2,960 Deron Pointer, 1991-93
8. 2,850 Mike Washington, 1976-78, 80
9. 2,838 Dan Doornink, 1974-77
10. 2,814 Kerry Porter, 1982-86

PASS RECEIVING RECORDS

RECEPTIONS - GAME (10+)

1. 12 Doug Flansburg, Houston, 1966
2. 11 Hugh Campbell, Arizona State, 1960
- 11 Leaford Hackett, Oregon, 1998
4. 11 Ed Barker, Stanford, 1951
- 10 Ed Barker, Washington, 1952
- 10 Hugh Campbell, Washington, 1962
- 10 Dennis Kloke, San Jose State, 1963
- 10 Doug Flansburg, Baylor, 1966
- 10 Ron Souza, Oregon, 1968
- 10 Steve Broussard, Stanford, 1987
- 10 Phillip Bobo, Arizona State, 1990
- 10 Brett Carolan, Montana, 1992
- 10 Deron Pointer, Arizona State, 1993
- 10 Leaford Hackett, Stanford, 1999
- 10 Nakoa McElrath, Idaho, 2001
- 10 Scott Lunde, USC, 2003

RECEPTIONS - SEASON

1. 72 Nakoa McElrath, 2001
2. 67 Mike Levenseller, 1976
3. 66 Hugh Campbell, 1960
4. 63 Tim Stallworth, 1988
- 63 C.J. Davis, 1992
6. 59 Steve Broussard, 1987
7. 57 Hugh Campbell, 1962
- 57 Jerome Riley, 2002
9. 55 Kevin McKenzie, 1997
10. 54 Doug Flansburg, 1966
- 54 Phillip Bobo, 1991
- 54 Chris Jackson, 1997
- 54 Leaford Hackett, 1998
- 54 Devard Darling, 2002

SENIOR RECORD

- 72 Nakoa McElrath, 2001

JUNIOR RECORD

- 67 Mike Levenseller, 1976

SOPHOMORE RECORD

- 66 Hugh Campbell, 1960

FRESHMAN RECORD

tba

RECEPTIONS - CAREER

1. 176 Hugh Campbell, 1960-62 (2,452 yards)
2. 148 Phillip Bobo, 1990-91 (2,182 yards)
3. 140 Doug Flansburg, 1965-67 (1,652 yards)
- 140 Nian Taylor, 1996-99 (2,447 yards)
5. 128 C.J. Davis, 1988-92 (2,168 yards)
6. 125 Tim Stallworth, 1986-89 (2,250 yards)
7. 121 Mike Levenseller, 1975-77 (2,061 yards)
8. 120 Steve Broussard, 1986-89 (1,179 yards)
9. 116 Brian Kelly, 1975-77 (1,792 yards)
10. 112 Deron Pointer, 1991-93 (2,098 yards)

WSU INDIVIDUAL RECORDS

RECEIVING YARDS - GAME (150+)

- 255 Deron Pointer, ASU, 1993
- 254 Nian Taylor, Idaho, 1998
- 252 Gail Cogdill, Northwestern, 1958
- 215 Ed Barker, Oregon State, 1951
- 212 Phillip Bobo, Utah, Copper Bowl, 1992
- 210 Nakoa McElrath, Boise State, 2001
- 206 Jason Hill, Colorado, 2004**
- 200 Nian Taylor, UCLA, 1997
- 198 Harlan Svare, Idaho, 1952
- 185 Chris Jackson, Washington, 1997
- 178 Hugh Campbell, Washington, 1962
- 176 Tim Stallworth, Minnesota, 1988
- 173 Jerome Riley, Stanford, 2002
- 170 Tim Stallworth, UCLA, 1988
- 168 Nian Taylor, Arizona State, 1998
- 163 Jim Oggs, Idaho, 1970
- 163 Nakoa McElrath, California, 2001
- 162 Shawn McWashington, Arizona State, 1997
- 161 Ed Barker, Stanford, 1951
- 158 Jerome Riley, Arizona State, 2001
- 157 Calvin Griggs, Stanford, 1989
- 157 Kevin McKenzie, Arizona, 1997
- 155 Deron Pointer, USC, 1991
- 154 Tim Stallworth, Idaho, 1989
- 154 Nakoa McElrath, Montana State, 2001
- 151 Phillip Bobo, Washington, 1951
- 151 Milton Wynn, Idaho, 2000

TOTAL 100+ GAMES: 128 games by 58 players.

MOST 100+ GAMES: Levenseller 11, Stallworth 9, Campbell 7, Bobo 7, Davis 6, Barker 5, McKenzie 5, Taylor 5, McElrath 3.

TOTAL 150+ GAMES: 27 games by 18 players.

MOST 150+ GAMES: Stallworth 3, Taylor 3, McElrath 3, Barker 2, Pointer 2, Bobo 2, Svare 1, Cogdill 1, Campbell 1, Oggs 1, Griggs 1, McWashington 1, Jackson 1, McKenzie 1, Wynn 1, Riley 1.

RECEIVING YARDS - SEASON

- 1,163 Nakoa McElrath, 2001
- 1,151 Tim Stallworth, 1988
- 1,124 Mike Levenseller, 1976
- 1,024 C.J. Davis, 1992
- 1,007 Jason Hill, 2004**
- 1,005 Chris Jackson, 1997
- 996 Deron Pointer, 1993
- 964 Milton Wynn, 2000
- 959 Mike Bush, 2001
- 939 Jerome Riley, 2002

RECEIVING YARDS - CAREER

- 2,452 Hugh Campbell, 1960-62
- 2,447 Nian Taylor, 1996-99
- 2,250 Tim Stallworth, 1986-89
- 2,182 Phillip Bobo, 1990-92
- 2,168 C.J. Davis, 1988-92
- 2,098 Deron Pointer, 1991-93
- 2,051 Mike Levenseller, 1975-77
- 1,792 Brian Kelly, 1975-77
- 1,658 Mike Bush, 2001-02
- 1,652 Doug Flansburg, 1965-67

RECEIVING AVERAGE - SEASON (Min. 20 receptions)

- 25.9 Nian Taylor, 1997 (22/570)
- 23.2 Sammy Moore, 2003 (23/532)
- 22.8 Gail Cogdill, 1958 (21/479)
- 22.4 Jason Hill, 2004 (45/1007)**
- 21.2 Deron Pointer, 1993 (47/996)
- 20.9 Mike Bush, 2001 (46/959)
- 20.2 Kevin McKenzie, 1996 (31/626)
- 19.5 Marcus Williams, 2000 (33/643)
- 19.4 Kitrick Taylor, 1986 (27/523)
- 19.0 Brock Aynsley, 19?? (21/400)

RECEIVING AVERAGE - CAREER (Min. 30 receptions)

- 19.6 Gail Cogdill, 1957-59 (64/1,256)

RECEIVING TOUCHDOWNS - GAME

- 3 Jack Fanning, Nebraska, 1957
- 3 Hugh Campbell, Arizona State, 1960
- 3 Mike Levenseller, Washington, 1976
- 3 Phillip Bobo, Arizona State, 1990
- 3 Deron Pointer, ASU, 1993
- 3 Nian Taylor, Idaho, 1998
- 3 Nakoa McElrath, Arizona, 2000
- 3 Nakoa McElrath, Boise State, 2001
- 3 Jason Hill, Idaho, 2004**

RECEIVING TOUCHDOWNS - SEASON

- 12 Jason Hill, 2004**
- 11 Kevin McKenzie, 1997
- 11 Chris Jackson, 1997
- 11 Devard Darling, 2002
- 10 Hugh Campbell, 1960
- 10 Mike Bush, 2001
- 9 Ed Barker, 1951
- 9 Jack Fanning, 1957
- 9 Kitrick Taylor, 1986
- 9 Deron Pointer, 1993
- 9 Nakoa McElrath, 2001

RECEIVING TOUCHDOWNS - CAREER

- 22 Hugh Campbell, 1960-62
- 18 Nian Taylor, 1996-99
- 18 Deron Pointer, 1991-93
- 18 Devard Darling, 2002-03
- 16 Brian Kelly, 1975-77
- 16 Tim Stallworth, 1986-89
- 16 Phillip Bobo, 1990-92
- 16 Mike Bush, 2001-02
- 14 C.J. Davis, 1988-92
- 14 Nakoa McElrath, 2000-01

LONGEST RECEPTION - GAME

- 97 Nian Taylor from Steve Birnbaum, Idaho, 1998
- 88 Marcus Williams from Matt Kegel, USC, 2000
- 87 Jack Fanning from Bob Newman, Stanford, 1957
- 87 Phillip Bobo from Drew Bledsoe, Utah, 1992
- 84 Harlan Svare from Bob Burkhart, Idaho, 1952
- 84 Jim Hagerty from Wayne Berry, Iowa, 1953
- 84 Devard Darling from Matt Kegel, Arizona, 2003
- 82 Rueben Mayes from Mark Rypien, Oregon, 1985
- 81 Tim Stallworth from Timm Rosenbach, Tennessee, 1988
- 80 Gail Cogdill from David Wilson, Northwestern, 1958
- 80 Larry Thatcher from Jerry Henderson, UCLA, 1967
- 80 Ray Williams from Jack Thompson, Arizona State, 1978
- 80 Kitrick Taylor from Ed Blount, Oregon State, 1986
- 80 Kevin McKenzie from Ryan Leaf, Illinois, 1997
- 79 Bill Steiger from Bob Newman, Oregon, 1956
- 79 Steve Broussard from Timm Rosenbach, Wyoming, 1987
- 78 Bob Simpson from Tom Roth, Villanova, 1965
- 78 Fred Moore from Rick Olsen, Washington, 1969
- 78 Chris Jackson from Ryan Leaf, UCLA, 1997
- 77 Tim Stallworth from Aaron Garcia, USC, 1989
- 77 Scott Lunde from Matt Kegel, Colorado, 2003

INTERCEPTION RECORDS

INTERCEPTIONS - GAME

- 4 Lamont Thompson, UCLA, 2001
- 3 Bill Lippincott, Oregon State, 1945
- 3 Laverne Torgeson, Penn State, 1948
- 3 Clete Baltes, Stanford, 1962
- 3 Rick Reed, Oregon, 1966
- 3 Lionel Thomas, Pacific, 1969
- 3 Lionel Thomas, Idaho, 1970
- 3 Eric Johnson, Washington, 1972
- 3 Paul Sorensen, Arizona, 1981
- 3 Ron Collins, Stanford, 1984
- 3 Torey Hunter, ASU, 1991
- 3 Lamont Thompson, Washington, 1997
- 3 Will Derting, Nevada, 2002

WSU INDIVIDUAL RECORDS

INTERCEPTIONS - SEASON

1. 10 Lamont Thompson, 2001
2. 8 Rick Reed, 1968
3. 7 Ernest Thomas, 1969
- 7 Eric Johnson, 1973
- 7 Bill Lippincott, 1945
- 7 Jason David, 2002
- 7 Erik Coleman, 2003
8. 6 Lionel Thomas, 1969
- 6 Lamont Thompson, 1997
- 6 Jason David, 2003

SENIOR RECORD

- 10 Lamont Thompson, 2001

JUNIOR RECORD

- 7 Jason David, 2002

SOPHOMORE RECORD

- 5 Greg Burns, 1992

FRESHMAN RECORD

- 7 Bill Lippincott, 1945

INTERCEPTIONS - CAREER (7+)

1. 24 Lamont Thompson, 1997-99,01
2. 16 Jason David, 2000-03
3. 14 Rick Reed, 1966-68
4. 13 Bill Lippincott, 1945-48
- 13 Lionel Thomas, 1969-70
6. 12 Eric Johnson, 1971-73
- 12 Erik Coleman, 2000-03
8. 11 Don Paul, 1946-49
- 11 Torey Hunter, 1991-94
- 11 Marcus Trufant, 1999-02
11. 9 Greg Burns, 1991-93,95
- 9 Billy Newman, 1998-01
13. 8 Bud Roffler, 1949-51
- 8 Wayne Berry, 1951-53
15. 7 Laverne Torgeson, 1948-50
- 7 Donald Johnson, 1957-59
- 7 Bill Gaskins, 1963-65
- 7 Nate Bradley, 1980-81
- 7 Kevin Thomasson, 1983-86
- 7 Artie Holmes, 1985-88

INTERCEPTION YARDS - GAME

1. 98 Will Derting, Nevada, 2002
2. 96 Frank Miyaki, Idaho, 1945
3. 93 Lionel Thomas, UCLA, 1969
4. 91 Harold Haddock, Pacific, 1960
5. 81 Mike Abbott, San Jose State, 1962

INTERCEPTION YARDS - SEASON

1. 156 Lionel Thomas, 1969
2. 144 Jason David, 2003
3. 143 Frank Miyaki, 1945
4. 137 Rick Reed, 1968
5. 105 Mike Abbott, 1962
6. 101 Jason David, 2002
7. 98 Harold Haddock, 1960
- 98 Will Derting, 2002
9. 97 Lamont Thompson, 2001
10. 96 Ron Collins, 1986

INTERCEPTION YARDS - CAREER

1. 318 Jason David, 2000-03
2. 231 Rick Reed, 1966-68
3. 223 Lamont Thompson, 1997-99,01
4. 216 Don Paul, 1946-49
5. 197 Bill Lippincott, 1945-48
6. 190 Lionel Thomas, 1969-70
7. 166 Bill Gaskins, 1963-65
8. 139 Marcus Trufant, 1999-02
9. 106 Billy Newman, 1998-01
10. 101 Laverne Torgeson, 1948-50

INTERCEPTION TOUCHDOWNS - GAME

1. 1 36 players, 41 times - Albert Charlton, California (53), 1951; Chuck Stone, Washington (54), 1953; Bruce Nevitt, Stanford (32), 1954; Garner Ekstran, Stanford (40), 1960; Harold Haddock, Pacific (91), 1960; Clancy Williams, San Jose State, 1962 (62); Bill Gaskins, Pacific (50), 1964; Bill Gaskins, Villanova (41), 1965; Lewis Norris, Arizona State (57), 1966; Lionel Thomas, UCLA (93), 1969; Tom Poe, Minnesota (26), 1971; Mark Patterson, California (63), 1975; Matt Elisara, UCLA (42), 1981; Joe Taylor, Michigan (63), 1983; Ron Collins, UNLV (71), 1986; Brian Forde, Wyoming (27), 1987; James Hasty, Wyoming (40), 1987; Shawn Landrum, Arizona (62), 1987; Dan Webber, Arizona (1), 1987; Ron Ricard, Oregon (74), 1989; Roosevelt Noble, Oregon State (61), 1989; John Diggs, UCLA (72), 1990; Alvin Dunn, BYU (25), 1990; Michael Wright, Arizona (29), 1991; Ron Childs, UCLA (17), 1992; Chris Hayes, Arizona State (44), 1993; DeWayne Patterson, UCLA (89), 1993; Shad Hinchin, Oregon State (23), 1996; Billy Newman, Idaho (10), 2000; Billy Newman, Stanford (54), 2001; Lamont Thompson, Arizona (36), 2001; Erik Coleman, Oregon State (43), 2001; Jason David, Purdue (45), 2001; Raonall Smith, Boise State (54), 2001; Will Derting, Nevada (98), 2002; Erik Coleman, UCLA (25), 2002; Jason David, Colorado (41), 2003; Jason David, Arizona (34), 2003; Virgil Williams, Oregon (40), 2003; Pat Bennett, ASU (39), 2003; Pat Bennett, USC (28), 2004.

INTERCEPTION TOUCHDOWNS - SEASON

- 1, 2 Jason David, 2003
2. 1 36 players - see list above

INTERCEPTION TOUCHDOWNS - CAREER

- 1 3 Jason David, 2000-03
2. 2 Bill Gaskins, 1963-65
- 2 Billy Newman, 1998-01
- 2 Erik Coleman, 2000-03
- 2 Pat Bennett, 2001-04
6. 1 32 players (see list above under Single Game)

LONGEST INTERCEPTION - GAME

1. 98 Will Derting, Nevada, 2002
2. 93 Lionel Thomas, UCLA, 1969
3. 91 Harold Haddock, Pacific, 1960
4. 89 Frank Miyaki, Idaho, 1945 (ns)
- 89 DeWayne Patterson, UCLA, 1993
6. 75 Eddie Pillings, Gonzaga, 1941 (ns)
7. 74 Bill Lippincott, Montana, 1948 (ns)
- 74 Ron Ricard, Oregon, 1989
9. 71 Ron Collins, UNLV, 1986
10. 70 Clarence Zimmerman, Oregon, 1915 (ns)
- 70 Bill Sewell, Gonzaga, 1941 (ns)

PASSES DEFENSED - SEASON

[Research in this category still on-going]

1. 23 Lamont Thompson, 2001

PASSES DEFENSED - CAREER

[Research in this category still on-going]

1. 36 Jason David, 2000-03

PUNTING RECORDS

PUNTS - GAME

1. 14 Mike Monahan, Stanford, 1969
2. 12 Steve Johnston, UCLA, 1992
3. 11 Hank Grenda, Washington, 1968
- 11 Glenn Harper, Oregon, 1982
- 11 Steve Johnston, UCLA, 1993
- 11 George Martin, Illinois, 1994
- 11 George Martin, UCLA, 1994
- 11 George Martin, Oregon, 1994
- 11 George Martin, Arizona, 1994

PUNTS - SEASON

1. 95 George Martin, 1994
2. 82 Kareem Anderson, 1999
3. 78 Kyle Basler, 2004
4. 77 Kyle Basler, 2003
5. 71 Alan Cox, 2000
6. 70 Steve Johnston, 1992
- 70 Kareem Anderson, 1998
8. 69 Rob Myers, 1987
9. 68 Bill Sewell, 1941
- 68 James Engstrom, 1967
- 68 Hank Grenda, 1968

PUNTS - CAREER

1. 217 Gavin Hedrick, 1974-77
2. 208 Rob Myers, 1986-89
3. 205 Kyle Basler, 2002-04
4. 192 Glenn Harper, 1982-85
5. 189 Tim Davey, 1978-81
6. 168 James Engstrom, 1965-67
7. 156 George Martin, 1994-95
8. 154 Kareem Anderson, 1998-99
9. 135 Alan Cox, 2000-01
10. 125 Steve Johnston, 1992-1993

PUNTING AVERAGE - GAME

(Min. 5 punts)

1. 53.4 Kyle Basler, Arizona, 2004 (7/374)
2. 52.0 Jason Hanson, Wyoming, 1990 (5/260)

WSU INDIVIDUAL RECORDS

PUNTING AVERAGE - SEASON

(Min. 25 punts)

- 45.4 Jason Hanson, 1990 (59/2,674)
- 44.7 Gavin Hedrick, 1977 (53/2,368)
- 44.7 Gavin Hedrick, 1975 (50/2,234)
- 44.7 Rob Myers, 1989 (52/2,326)
- 43.5 Jeff Banks, 1997 (56/2,431)
- 43.5 Kyle Basler, 2003 (77/3,351)**
- 43.4 Keith Lincoln, 1959 (41/1,779)
- 43.2 Gavin Hedrick, 1976 (59/2,549)
- 43.2 George Martin, 1995 (67/2,892)
- 43.1 Kyle Basler, 2004 (78/3,361)**

PUNTING AVERAGE - CAREER

(Min. 90 punts)

- 43.4 Gavin Hedrick, 1974-77 (217/9,409)

PUNTING YARDS - GAME (400+)

- 573 Mike Monahan, Stanford, 1969
- 526 Gavin Hedrick, Idaho, 1978
- 480 Steve Johnston, UCLA, 1992
- 469 Glenn Harper, Oregon, 1982
- 443 Steve Johnston, UCLA, 1993
- 443 George Martin, Oregon, 1994
- 430 Kyle Basler, Stanford, 2003**
- 407 Hank Grenda, Washington, 1968
- 407 Rob Myers, Wyoming, 1989
- 406 Rob Myers, Arizona State, 1987
- 405 George Martin, UCLA, 1994
- 402 Gavin Hedrick, Nebraska, 1977
- 400 Mike Monahan, Pacific, 1969

PUNTING YARDS - SEASON

- 3,689 George Martin, 1994 (95)
- 3,384 Kareem Anderson, 1999 (82)
- 3,361 Kyle Basler, 2004 (78)**
- 3,351 Kyle Basler, 2003 (77)**
- 2,892 George Martin, 1995 (67)
- 2,726 Alan Cox, 2000 (71)
- 2,698 Steve Johnston, 1992 (70)
- 2,679 Jason Hanson, 1990 (59)
- 2,640 Rob Myers, 1987 (69)
- 2,628 Alan Cox, 2001 (64)

PUNTING YARDS - CAREER

- 9,409 Gavin Hedrick, 1974-77 (217)
- 8,765 Kyle Basler, 2002-04 (205)**
- 8,346 Rob Myers, 1986-89 (208)
- 7,911 Tim Davey, 1978-81 (189)
- 7,733 Glenn Harper, 1982-85
- 6,601 James Engstrom, 1965-67 (168)
- 6,375 George Martin, 1994-95 (156)
- 6,219 Kareem Anderson, 1998-99 (154)
- 5,354 Alan Cox, 2000-01 (135)
- 5,225 Steve Johnston, 1992-93 (125)

LONGEST PUNT - GAME

- 87 Kyle Basler, Arizona, 2004**
- 83 Gavin Hedrick, California, 1975
- 82 Gavin Hedrick, California, 1977
- 81 Rob Meyers, USC, 1989
- 80 Richard Emerson, Oklahoma, 1938
- 76 Mark Rypien, Oregon State, 1984
- 75 Rob Myers, Wyoming, 1989
- 74 Keith Lincoln, Idaho, 1960
- 74 Rob Myers, Washington, 1989
- 73 Wayne Berry, Oregon State, 1953
- 73 Robert James, Army, 1963

PUNT RETURN RECORDS

PUNT RETURNS - GAME

- 9 Jay Dumas, Oregon, 1994
- 8 Jerry Williams, Oregon, 1946
- 8 Harry Thompson, Idaho, 1972
- 7 Marcus Trufant, Oregon, 2002
- 7 Michael Bumpus, Arizona, 2004**
- 6 Billy Gribble, BYU, 1981
- 6 Kitrick Taylor, Oregon, 1983
- 6 Ed Blount, California, 1984
- 6 Phillip Bobo, UCLA, 1992
- 6 Jay Dumas, California, 1993
- 6 Jay Dumas, UCLA, 1993
- 6 Jay Dumas, USC, 1994
- 6 Sammy Moore, Arizona, 2003
- 6 Sammy Moore, Stanford, 2003
- 6 Michael Bumpus, Colorado, 2004**

PUNT RETURNS - SEASON

- 43 Sammy Moore, 2003 (405)
- 41 Bill Sewell, 1941 (???)
- 39 Jay Dumas, 1994 (288)
- 38 Marcus Trufant, 2002 (402)
- 34 Michael Bumpus, 2004 (391)**
- 30 Kitrick Taylor, 1985 (260)
- 30 Victor Wood, 1988 (186)
- 30 Shawn Tims, 1997 (405)
- 28 Jay Dumas, 1993 (210)
- 26 Kitrick Taylor, 1982 (162)

PUNT RETURNS - CAREER

- 90 Kitrick Taylor, 1982-83,85-86 (781)
- 90 Jay Dumas, 1992-95 (705)
- 78 Bill Sewell, 1939-41 (706)
- 56 Jerry Williams, 1946-48 (700)
- 54 Phillip Bobo, 1990-92 (387)
- 49 Collin Henderson, 1999-02 (333)
- 47 Shawn Tims, 1994-97 (599)
- 45 Marcus Trufant, 1999-02 (449)
- 45 Sammy Moore, 2002-03 (419)
- 42 Harry Thompson, 1971-72 (322)

PUNT RETURN YARDS - GAME (80+)

- 167 Shawn Tims, Louisiana-Lafayette, 1997
- 113 Kitrick Taylor, Oregon, 1983
- 110 Marcus Trufant, Montana State, 2002
- 103 Sammy Moore, Stanford, 2003
- 97 Jerry Williams, Oregon, 1947
- 91 Kitrick Taylor, UCLA, 1985
- 91 Michael Bumpus, Arizona State, 2004**
- 90 Mark Williams, San Jose State, 1968
- 88 Mark Williams, Idaho, 1968
- 84 Lionel Thomas, Idaho, 1970
- 84 Robin Sinclair, Idaho, 1973

PUNT RETURN YARDS - SEASON

- 405 Shawn Tims, 1997 (30 returns)
- 405 Sammy Moore, 2003 (43)
- 402 Marcus Trufant, 2002 (38)
- 391 Michael Bumpus, 2004**
- 335 Jerry Williams, 1947 ()
- 333 Mark Williams, 1968 (20)
- 288 Jay Dumas, 1994 (39)
- 260 Kitrick Taylor, 1985 (30)
- 241 Robin Sinclair, 1973 (20)
- 210 Jay Dumas, 1993 (28)

SENIOR RECORD

- 405 Shawn Tims, 1997
- 405 Sammy Moore, 2003

JUNIOR RECORD

- 335 Jerry Williams, 1947

SOPHOMORE RECORD

- 210 Jay Dumas, 1993

FRESHMAN RECORD

- 391 Michael Bumpus, 2004

PUNT RETURN YARDS - CAREER

- 781 Kitrick Taylor, 1982-83,85-86 (90)
- 706 Bill Sewell, 1939-41 (78)
- 705 Jay Dumas, 1992-95 (90)
- 700 Jerry Williams, 1946-48 (56)
- 599 Shawn Tims, 1994-97 (47)
- 483 Mark Williams, 1966-68 (40)
- 449 Marcus Trufant, 1999-02 (45)
- 419 Sammy Moore, 2002-03 (45)
- 417 Bud Roffler, 1949-51 (32)
- 395 Robin Sinclair, 1971-74 (35)

PUNT RETURN AVERAGE - SEASON

(Min. 10 returns)

- 17.2 Don Paul, 1949 (12/206)
- 17.2 Ray Williams, 1978 (10/172)
- 16.8 James Boylan, 1960 (12/202)
- 16.7 Mark Williams, 1968 (20/233)
- 14.9 Wayne Berry, 1953 (11/164)
- 14.2 Bud Roffler, 1951 (14/199)
- 13.5 Shawn Tims, 1997 (30/405)
- 12.1 Robin Sinclair, 1973 (20/241)
- 11.8 Bud Roffler, 1950 (16/189)
- 11.5 Michael Bumpus, 2004**

PUNT RETURN AVERAGE - CAREER (Min. 20 returns)

- 13.0 Bud Roffler, 1949-51 (32/417)

PUNT RETURN TOUCHDOWNS - GAME

- 1 21 times by 16 players - Jerry Niesksen, Idaho, 1906 (80); Benton Bangs, Oregon, 1917 (72); Bud Roffler, USC, 1950 (46); Bill Berry, Pacific, 1953 (69); Dave Kerrone, San Jose State, 1960 (75); Mark Williams, San Jose State, 1968 (81); Mark Williams, Oregon, 1968 (73); Mark Williams, Idaho, 1968 (72); Rick Reed, San Jose State, 1968 (81); Lionel Thomas, Idaho, 1970 (63); Robin Sinclair, Oregon State, 1972 (50); Robin Sinclair, Idaho, 1973 (82); Eric Johnson, Idaho, 1973 (75); Mike Levenseller, UCLA, 1977 (32); Kitrick Taylor, Oregon, 1983 (78); Kitrick Taylor, UCLA, 1985 (69); Ricky Reynolds, Montana State, 1985 (35); Jay Dumas, UCLA, 1995 (72); Shawn Tims, Boise State, 1997 (73); **Michael Bumpus, Oregon, 2004 (52); Michael Bumpus, Arizona State, 2004 (76).** [list includes all players since 1949 plus players prior to 1949 who were included in the list of long punt returns.]

PUNT RETURN TOUCHDOWN - SEASON

- 3 Mark Williams, 1968
- 2 Michael Bumpus, 2004**
- 1 16 times by 14 players (see list above under Single Game)

WSU INDIVIDUAL RECORDS

PUNT RETURN TOUCHDOWN - CAREER

- 3 Mark Williams, 1966-68
- 2 Robin Sinclair, 1971-74
- 2 Kitrick Taylor, 1982-83,85-86
- 2 Michael Bumpus, 2004**
- 1 12 players (see list above under Single Game)

LONGEST PUNT RETURN - GAME

- 81 Rick Reed, San Jose State, 1968
- 81 Mark Williams, San Jose State, 1968
- 80 Jerry Niesksen, Idaho, 1906
- 78 James Boylan, Oregon State, 1960 (non-scoring)
- 78 Kitrick Taylor, Oregon, 1983
- 76 Michael Bumpus, Arizona State, 2004**
- 75 Dave Kerrone, San Jose State, 1960
- 75 Eric Johnson, Idaho, 1973
- 73 Mark Williams, Oregon, 1968
- 73 Shawn Tims, Boise State, 1997

KICKOFF RETURN RECORDS

KICKOFF RETURNS - GAME

- 7 John Davis, Iowa, 1969
- 7 Eric Johnson, USC, 1972
- 7 Anthony Prior, Arizona, 1990

KICKOFF RETURNS - SEASON

- 33 Victor Wood, 1988 (597)
- 33 Sammy Moore, 2003 (715)
- 27 Bernard Jackson, 1970 (498)
- 27 Bernard Jackson, 1971 (744)
- 22 Mike Washington, 1978 (452)
- 22 Anthony Prior, 1991 (530)
- 22 Curtis Nettles, 2000 (380)
- 20 Johnny Davis, 1969 (315)
- 20 Greg Johnson, 1972 (469)
- 20 Greg Johnson, 1973 (364)
- 20 Anthony Prior, 1990 (424)
- 20 Tony Salter, 1990 (416)

KICKOFF RETURNS - CAREER

- 60 Mike Washington, 1976-78,80
- 54 Bernard Jackson, 1972-73
- 49 Victor Wood, 1985-88
- 45 Mark Williams, 1966-68
- 44 Anthony Prior, 1989-91
- 44 Sammy Moore, 2002-03
- 40 Greg Johnson, 1972-73
- 38 Deron Pointer, 1991-93
- 38 Curtis Nettles, 1999-02
- 37 Dee Moronkola, 1995-98

KICKOFF RETURN YARDS - GAME (120+)

- 211 Dee Moronkola, Oregon, 1998
- 154 Clancy Williams, Oregon State, 1963
- 154 Tony Salter, Arizona State, 1990
- 137 Deron Pointer, UCLA, 1992
- 135 Victor Wood, Arizona, 1987
- 132 Sammy Moore, Colorado, 2003
- 131 Bernard Jackson, Oregon State, 1971
- 130 Kevin Hicks, Michigan, 1993
- 128 Bernard Jackson, UCLA, 1971
- 125 Greg Johnson, Washington, 1972
- 125 Anthony Prior, Oregon, 1991
- 123 Curtis Nettles, Oregon, 1999
- 121 Anthony Prior, UCLA, 1991

KICKOFF RETURN YARDS - SEASON

- 744 Bernard Jackson, 1971 (27)
- 715 Sammy Moore, 2003 (33)
- 597 Victor Wood, 1998 (33)
- 530 Anthony Prior, 1991 (22)
- 504 Dee Moronkola, 1998 (16)
- 498 Bernard Jackson, 1970 (27)
- 469 Eric Johnson, 1972 (20)
- 456 Mark Williams, 1968 (17)
- 452 Mike Washington, 1978 (22)
- 448 Jerry Williams, 1948 (16)

SENIOR RECORD

- 744 Bernard Jackson, 1971

JUNIOR RECORD

- 498 Bernard Jackson, 1970

SOPHOMORE RECORD

tba

FRESHMAN RECORD

tba

KICKOFF RETURN YARDS - CAREER

- 1,359 Mike Washington, 1976-78,80
- 1,242 Bernard Jackson, 1972-73
- 1,075 Mark Williams, 1966-68
- 1,005 Dee Moronkola, 1995-98
- 997 Sammy Moore, 2002-03
- 954 Anthony Prior, 1989-91
- 898 Victor Wood, 1985-88
- 862 Deron Pointer, 1991-93
- 833 Greg Johnston, 1972-73
- 822 Jerry Williams, 1946-48

KICKOFF RETURN AVERAGE - SEASON

(Min. 10)

- 31.5 Dee Moronkola, 1998 (16/504)
- 28.0 Jerry Williams, 1948 (16/448)
- 27.6 Bernard Jackson, 1971 (27/744)
- 26.8 Mark Williams, 1968 (17/456)
- 25.6 Sammy Moore, 2002 (11/282)
- 25.5 Deron Pointer, 1992 (15/383)
- 25.2 Mike Washington, 1977 (14/353)
- 25.1 Mike Washington, 1980 (14/352)
- 24.7 Dee Moronkola, 1996 (10/246)
- 24.6 Dennis Rath, 1954 (10/246)

KICKOFF RETURN AVERAGE - CAREER

(Min. 20)

- 25.9 Ken Graham, 1961-63 (20/518)

KICKOFF RETURN TOUCHDOWNS - GAME

- 1 25 times by 19 players; William Tonkin, College of Idaho (95), 1928; Ted Rowher, USC (90), 1928; Bob Kennedy, Idaho (80), 1941; Jerry Williams, Montana (88), 1948; Jerry Williams, California (87), 1948; Bud Roffler, Montana (85), 1951; Don Ellingsen, USC (89), 1957; Chuck Morrell, UCLA (83), 1958; Ken Graham, San Jose State (91), 1961; Ken Graham, Stanford (92), 1962; Bill Gaskins, Idaho (?), 1963; Aamon McWashington, Baylor (95), 1966; Mark Williams, UCLA (97), 1968; Bernard Jackson, UCLA (100), 1971; Bernard Jackson, Oregon State (95), 1971; Steve Broussard, Arizona State (98), 1989; Anthony Prior, Arizona (99), 1990; Anthony Prior, USC (100), 1991; Deron Pointer, UCLA (98), 1992; Kevin Hicks, Michigan (97), 1993; Bryant Thomas, San Jose State (50), 1996; Dee Moronkola, Oregon (91), 1998; Dee Moronkola, Boise State (88), 1998; Sammy Moore, Oklahoma (89), 2002; Sammy Moore, Colorado (97), 2003. [list includes all players since 1948 plus players prior to 1949 who were included in the list of long kickoff returns.]

KICKOFF RETURN TOUCHDOWNS - SEASON

- 2 Jerry Williams, 1948
- 2 Bernard Jackson, 1971
- 2 Dee Moronkola, 1998
- 1 19 times by 16 players (see list above under Single Game)

KICKOFF RETURN TOUCHDOWN - CAREER

- 2 Jerry Williams, 1946-48
- 2 Ken Graham, 1961-63
- 2 Bernard Jackson, 1970-71
- 2 Anthony Prior, 1989-91
- 2 Dee Moronkola, 1995-98
- 2 Sammy Moore, 2002-03
- 1 13 players (see list above under Single Game)

WSU INDIVIDUAL RECORDS

LONGEST KICKOFF RETURN - GAME

- 100 Bernard Jackson, UCLA, 1971
- 100 Anthony Prior, USC, 1991
- 99 Anthony Prior, Arizona, 1990
- 98 Steve Broussard, Arizona State, 1989
- 98 Deron Pointer, UCLA, 1992
- 97 Mark Williams, UCLA, 1968
- 97 Kevin Hicks, Michigan, 1993
- 97 Sammy Moore, Colorado, 2003
- 95 William Tonkin, College of Idaho, 1928
- 95 Ammon McWashington, Baylor, 1966
- 95 Bernard Jackson, Oregon State, 1971
- 92 Bill Gaskins, Idaho, 1963
- 92 Ken Graham, Stanford, 1962
- 91 Ken Graham, San Jose State, 1961
- 91 Dee Moronkola, Oregon, 1998
- 90 Ted Rowher, USC, 1928
- 89 Don Ellingsen, USC, 1957
- 89 Sammy Moore, Oklahoma, 2002
- 88 Jerry Williams, Montana, 1948
- 88 Dee Moronkola, Boise State, 1998
- 87 Jerry Williams, California, 1948
- 87 Mike Washington, Oregon, 1977 (non-scoring)
- 85 Bud Roffler, Montana, 1951
- 83 Chuck Morrell, UCLA, 1958
- 81 Milton Martin, Pacific, 1924 (non-scoring)
- 80 Bob Kennedy, Idaho, 1941
- 80 Wayne Berry, Idaho, 1953 (non-scoring)

SCORING RECORDS

TOUCHDOWNS - GAME

- 5 James Matthew, Idaho, 1982
- 5 Rueben Mayes, Stanford, 1984
- 4 Deon Burnett, SW Louisiana, 1999
- 4 Dave Minnich, Arizona, 2001
- 4 John Tippins, Montana State, 2001
- 3 17 players prior to 1983

TOUCHDOWNS - SEASON

- 17 Steve Broussard, 1989
- 14 Bernard Jackson, 1971
- 13 Shaumbe Wright-Fair, 1992
- 12 Ken Grandberry, 1972
- 12 Rueben Mayes, 1984
- 12 Steve Broussard, 1988
- 12 Michael Black, 1997
- 12 Deon Burnett, 1999
- 12 Devard Darling, 2002
- 12 **Jason Hill, 2004**
- 11 Bob Kennedy, 1942
- 11 Hugh Campbell, 1960
- 11 Samoa Samoa, 1980
- 11 Rueben Mayes, 1985
- 11 Kevin McKenzie, 1997
- 11 Chris Jackson, 1997
- 11 Jonathan Smith, 2003

TOUCHDOWNS - CAREER

- 41 Steve Broussard, 1986-89
- 26 Rueben Mayes, 1982-85
- 26 Shaumbe Wright-Fair, 1989-92
- 23 Hugh Campbell, 1960-62
- 19 Ken Grandberry, 1971-73
- 19 Kerry Porter, 1982-86
- 19 Michael Black, 1996-97
- 19 Devard Darling, 2002-03
- 18 Bernard Jackson, 1970-71
- 18 Deron Pointer, 1991-93
- 18 Nian Taylor, 1996-99
- 18 Jonathan Smith, 2002-03

TOTAL POINTS - GAME

- 30 James Matthew, Idaho, 1982
- 30 Rueben Mayes, Stanford, 1984
- 24 Deon Burnett, SW Louisiana, 1999
- 24 Dave Minnich, Arizona, 2001
- 24 John Tippins, Montana State, 2001
- 18 17 players prior to 1983

TOTAL POINTS - SEASON

- 116 Drew Dunning, 2003
- 113 Drew Dunning, 2002
- 104 Steve Broussard, 1989
- 101 Drew Dunning, 2001
- 99 Jason Hanson, 1989
- 93 Rian Lindell, 1997
- 91 Jason Hanson, 1988
- 84 Bernard Jackson, 1971
- 80 Bud Roffler, 1951
- 80 Jason Hanson, 1990

SENIOR RECORD

- 116 Drew Dunning, 2003 (kicker)
- 104 Steve Broussard, 1989 (non-kicker)

JUNIOR RECORD

- 113 Drew Dunning, 2002 (kicker)

SOPHOMORE RECORD

- 101 Drew Dunning, 2001 (kicker)
- 76 Hugh Campbell, 1960 (non-kicker)

FRESHMAN RECORD

- 91 Jason Hanson, 1988 (kicker)

TOTAL POINTS - CAREER

- 336 Drew Dunning, 2000-03
- 328 Jason Hanson, 1988-91
- 248 Steve Broussard, 1986-89
- 231 John Traut, 1982-85
- 206 Rian Lindell, 1997-99
- 167 Tony Truant, 1992-96
- 163 Joe Danelo, 1972-74
- 158 Hugh Campbell, 1960-62
- 158 Rueben Mayes, 1982-85
- 156 Shaumbe Wright-Fair, 1989-92

POINTS KICKING - GAME

- 16 Jason Hanson, BYU, 1989
- 16 Rian Lindell, Boise State, 1997
- 15 Aaron Price, Temple, 1992
- 15 Drew Dunning, California, 2001
- 15 Drew Dunning, Purdue, 2001
- 15 Drew Dunning, New Mexico, 2003
- 14 John Traut, Oregon, 1984
- 14 Aaron Price, Montana State, 1993
- 14 Aaron Price, Arizona State, 1993
- 14 Drew Dunning, ASU, 2002
- 14 Drew Dunning, Washington, 2002

POINTS KICKING - SEASON

- 116 Drew Dunning, 2003
- 113 Drew Dunning, 2002
- 101 Drew Dunning, 2001
- 99 Jason Hanson, 1989
- 93 Rian Lindell, 1997
- 91 Jason Hanson, 1988
- 80 Jason Hanson, 1990
- 77 Aaron Price, 1993
- 73 John Traut, 1983
- 71 John Traut, 1984

POINTS KICKING - CAREER

- 336 Drew Dunning, 2000-03
- 328 Jason Hanson, 1988-91
- 231 John Traut, 1982-85
- 206 Rian Lindell, 1997-99
- 167 Tony Truant, 1992-96
- 163 Joe Danelo, 1972-74
- 147 Aaron Price, 1992-93
- 112 Mike DeSanto, 1979-80
- 107 Don Sweet, 1970-71
- 107 Drew Dunning, 2000-01

PAT ATTEMPTS - GAME

- 12 Chuck Diedrick, Idaho, 1975
- 11 Rian Lindell, USL, 1997
- 9 John Traut, Montana State, 1985
- 9 Rian Lindell, California, 1997
- 8 Paul Watson, Oregon, 1997
- 7 Bill Lippincott, Montana, 1948
- 7 Bud Roffler, Montana, 1951
- 7 Neil Anderson, Idaho, 1967
- 7 Joe Danelo, Idaho, 1973
- 7 Joe Danelo, Washington, 1973
- 7 Paul Watson, Arizona State, 1978
- 7 Tony Truant, Oregon, 1996
- 7 Tony Truant, San Jose State, 1996
- 7 Rian Lindell, Boise State, 1997
- 7 Drew Dunning, Idaho, 2002
- 7 Drew Dunning, Oregon, 2003
- 7 **Loren Langley, Idaho, 2004**

PAT ATTEMPTS - SEASON

- 60 Rian Lindell, 1997
- 51 Drew Dunning, 2001
- 49 Drew Dunning, 2002
- 47 Jason Hanson, 1988
- 40 Tony Truant, 1996
- 40 Drew Dunning, 2003
- 37 Jason Hanson, 1989
- 36 John Traut, 1985
- 35 Bud Roffler, 1951
- 35 John Traut, 1984

PAT ATTEMPTS - CAREER

- 144 Jason Hanson, 1988-91
- 143 Drew Dunning, 2000-03
- 113 Rian Lindell, 1997-99
- 112 John Traut, 1982-85
- 90 Tony Truant, 1992-96
- 73 Joe Danelo, 1972-74
- 59 Paul Watson, 1977-78
- 59 Aaron Price, 1992-93
- 57 Mike DeSanto, 1979-80
- 50 Kevin Adams, 1986-87

WSU INDIVIDUAL RECORDS

PAT MADE - GAME

1. 12 Chuck Diedrick, Idaho, 1975
2. 11 Rian Lindell, USL, 1997
3. 9 Rian Lindell, California, 1997
4. 8 John Traut, Montana State, 1985
- 8 Paul Watson, Oregon, 1977
6. 7 Neil Anderson, Idaho, 1967
- 7 Joe Danelo, Washington, 1973
- 7 Joe Danelo, Idaho, 1973
- 7 Tony Truant, Oregon, 1996
- 7 Tony Truant, San Jose State, 1996
- 7 Rian Lindell, Boise State, 1997
- 7 Drew Dunning, Idaho, 2002
- 7 Drew Dunning, Oregon, 2003
- 7 Loren Langley, Idaho, 2004

PAT MADE - SEASON

1. 57 Rian Lindell, 1997
2. 47 Drew Dunning, 2001
- 47 Drew Dunning, 2002
4. 46 Jason Hanson, 1988
5. 38 Tony Truant, 1996
6. 36 Jason Hanson, 1989
7. 35 Drew Dunning, 2003
8. 34 John Traut, 1985
9. 33 Aaron Price, 1992
10. 31 Chuck Diedrick, 1975

PAT MADE - CAREER

1. 139 Jason Hanson, 1988-91
2. 132 Drew Dunning, 2000-03
3. 110 Rian Lindell, 1997-99
4. 102 John Traut, 1982-85
5. 84 Tony Truant, 1992-96
6. 70 Joe Danelo, 1972-74
7. 57 Aaron Price, 1992-93
8. 54 Paul Watson, 1977-78
9. 50 Kevin Adams, 1986-87

CONSECUTIVE PAT - GAME

1. 12 Chuck Diedrick, 1975
2. 11 Rian Lindell, USL, 1997
3. 9 Rian Lindell, California, 1997
4. 8 Paul Watson, Oregon, 1977
5. 7 5 Players

CONSECUTIVE PAT - SEASON

1. 50 Rian Lindell, 1997
2. 28 Rian Lindell, 1999
3. 26 Kevin Adams, 1987
- 26 Aaron Price, 1992
5. 25 Rian Lindell, 1998
- 25 Paul Watson, 1977
7. 24 Kevin Adams, 1986
8. 23 Drew Dunning, 2001
9. 19 Tony Truant, 1994
10. 18 Drew Dunning, 2002

CONSECUTIVE PAT - CAREER

1. 81 Jason Hanson, 1988-91
2. 53 Rian Lindell, 1997-98-99
3. 50 Kevin Adams, 1986-87
4. 43 Chuck Diedrick, 1975-76
5. 36+ John Traut, 1982-83-84
6. 33 Drew Dunning, 2001-02
7. 30+ Aaron Price, 1992-93
8. 29+ Paul Watson, 1977-78

LONGEST FIELD GOAL - GAME (50+)

1. 62 Jason Hanson, UNLV, 1991
2. 58 Jason Hanson, Brigham Young, 1989
- 58 Jason Hanson, Arizona State, 1990
4. 57 Paul Watson, Idaho, 1977
- 57 Rian Lindell, Boise State, 1997
6. 55 Joe Danelo, Stanford, 1974
7. 54 Jason Hanson, Fresno State, 1991
8. 53 Jason Hanson, Oregon State, 1989
- 53 Jason Hanson, Wyoming, 1990
- 53 Jason Hanson, Stanford, 1990
- 53 Tony Truant, Arizona, 1996
12. 52 Kevin Morris, Oregon State, 1981
- 52 Jason Hanson, Oregon State, 1988
- 52 Jason Hanson, Idaho, 1989
- 52 Jason Hanson, Brigham Young, 1989
- 52 Jason Hanson, Ohio State, 1991
- 52 Aaron Price, Temple, 1992
- 52 Rian Lindell, Stanford, 1997
- 52 Rian Lindell, Illinois, 1998
- 52 Rian Lindell, Arizona, 1999
21. 51 Kevin Adams, Washington, 1986
- 51 Jason Hanson, UCLA, 1988
- 51 Jason Hanson, Oregon State, 1990
- 51 Jason Hanson, UCLA, 1991
- 51 Jason Hanson, Arizona, 1991
- 51 Aaron Price, Arizona, 1992
- 51 Aaron Price, Montana State, 1993
- 51 Tony Truant, Oregon State, 1995
29. 50 Joe Danelo, USC, 1972
- 50 Paul Watson, UCLA, 1978
- 50 Kevin Morris, Oregon State, 1981
- 50 Jason Hanson, Arizona, 1989
- 50 Jason Hanson, California, 1990
- 50 Jason Hanson, Fresno State, 1991
- 50 Rian Lindell, Oregon State, 1999

MOST 50+ FIELD GOALS - GAME

1. 2 Kevin Morris, Oregon State, 1981 (52, 50)
- 2 Jason Hanson, Brigham Young, 1989 (58, 52)
- 2 Jason Hanson, Fresno State, 1991 (54, 50)
4. 1 29 times by seven players

MOST 50+ FIELD GOALS - SEASON

1. 6 Jason Hanson, 1991
2. 5 Jason Hanson, 1989
- 5 Jason Hanson, 1990
4. 2 Kevin Morris, 1981
- 2 Jason Hanson, 1988
- 2 Aaron Price, 1992
- 2 Rian Lindell, 1997
- 2 Rian Lindell, 1999

MOST 50+ FIELD GOALS - CAREER

1. 18 Jason Hanson, 1988-91
2. 5 Rian Lindell, 1996-99
3. 3 Aaron Price, 1992-93
4. 2 Paul Watson, 1977-78
- 2 Joe Danelo, 1970-72
- 2 John Truant, 1994-96
- 2 Kevin Morris, 1981
8. 1 Kevin Adams, 1986-87

FIELD GOALS ATTEMPTED - GAME

1. 6 Paul Watson, Kansas, 1977
2. 5 Mike DeSanto, Pacific, 1980
- 5 Aaron Price, Arizona State, 1993
- 5 Aaron Price, California, 1993
- 5 Drew Dunning, ASU, 2002
- 5 Drew Dunning, Washington, 2002
- 5 Drew Dunning, New Mexico, 2003
8. 4 Chuck Diedrick, Kansas, 1975
- 4 Paul Watson, UNLV, 1977
- 4 Mike DeSanto, Army, 1980
- 4 John Traut, California, 1983
- 4 John Traut, Oregon State, 1983
- 4 John Traut, Tennessee, 1984
- 4 Aaron Price, Montana State, 1993
- 4 Aaron Price, Arizona, 1993
- 4 Rian Lindell, Boise State, 1998
- 4 Drew Dunning, California, 2001
- 4 Drew Dunning, Purdue, 2001
- 4 Drew Dunning, Arizona, 2002
- 4 Drew Dunning, USC, 2002
- 4 Drew Dunning, Idaho, 2003
- 4 Drew Dunning, Washington, 2003

FIELD GOALS ATTEMPTED - SEASON

1. 33 Drew Dunning, 2002 (22)
2. 32 Aaron Price, 1993 (17)
3. 31 Drew Dunning, 2003 (27)
4. 27 Jason Hanson, 1989 (21)
5. 26 Jason Hanson, 1990 (17)
- 26 John Traut, 1983 (16)
7. 24 Joe Danelo, 1972
8. 22 Bill Lippincott, 1948 (16)
- 22 Joe Danelo, 1973
- 22 Mike DeSanto, 1980 (13)
- 22 Jason Hanson, 1991 (10)
- 22 Drew Dunning, 2001 (18)

FIELD GOALS ATTEMPTED - CAREER

1. 96 Jason Hanson, 1988-91 (63)
2. 88 Drew Dunning, 2000-03 (68)
3. 65 John Traut, 1982-85 (43)
4. 61 Joe Danelo, 1972-75 (31)
5. 50 Aaron Price, 1992-93 (30)
- 50 Rian Lindell, 1997-99 (32)
7. 42 Tony Truant, 1992-96 (27)
8. 34 Chuck Diedrick, 1975-76 (15)
9. 33 Paul Watson, 1977-78 ()
- 33 Mike DeSanto, 1979-80 (21)

FIELD GOALS MADE - GAME

1. 5 Drew Dunning, New Mexico, 2003
2. 4 Chuck Diedrick, Kansas, 1975
- 4 Paul Watson, Kansas, 1977
- 4 John Traut, Tennessee, 1984
- 4 Jason Hanson, BYU, 1989
- 4 Jason Hanson, Arizona, 1989
- 4 Rian Lindell, Boise State, 1998
- 4 Drew Dunning, Purdue, 2001
- 4 Drew Dunning, Washington, 2002
- 4 Drew Dunning, Washington, 2003
- 4 Drew Dunning, Idaho, 2003

WSU INDIVIDUAL RECORDS

FIELD GOALS MADE - SEASON

1. 27 Drew Dunning, 2003 (31)
2. 22 Drew Dunning, 2002 (33)
3. 21 Jason Hanson, 1989 (27)
4. 18 Drew Dunning, 2001 (22)
5. 17 Jason Hanson, 1990 (26)
- 17 Aaron Price, 1993 (32)
7. 16 John Traut, 1983 (26)
8. 15 Jason Hanson, 1988 (21)
9. 14 John Traut, 1984
10. 13 Mike DeSanto, 1980 (22)
- 13 Aaron Price, 1992 (18)

FIELD GOALS MADE - CAREER

1. 68 Drew Dunning, 2000-03 (88)
2. 63 Jason Hanson, 1988-91 (96)
3. 43 John Traut, 1982-85 (65)
4. 32 Rian Lindell, 1997-99 (50)
5. 31 Joe Danelo, 1972-74 (61)
6. 30 Aaron Price, 1992-93 (50)
7. 27 Tony Truant, 1992-96 (42)
8. 21 Mike DeSanto, 1979-80 (33)
9. 20 Don Sweet, 1970-71 ()
10. 17 Paul Watson, 1977-78 ()

FIELD GOAL PERCENTAGE - GAME (Min. 3 attempts)

1. 1.000 5/5, Drew Dunning, New Mexico, 2003
2. 1.000 4/4 by several players

FIELD GOAL PERCENTAGE - SEASON

(Min. 15 att.)

1. .871 Drew Dunning, 2003 (27/31)
2. .818 Drew Dunning, 2001 (18/22)
3. .750 Rian Lindell, 1999 (12/16)
4. .722 Aaron Price, 1992 (13/18)
5. .706 Rian Lindell, 1997 (12/17)
6. .667 Drew Dunning, 2002 (22/33)
7. .625 Kevin Adams, 1987 (10/16)
- .625 Don Sweet, 1970 (10/16)
- .625 Don Sweet, 1971 (10/16)
10. 615 John Traut, 1983 (16/26)

FIELD GOAL PERCENTAGE - CAREER

(Min. 55 att.)

1. .773 Drew Dunning, 2000-03 (68-88)
2. .662 John Traut, 1982-85 (43/65)
3. .656 Jason Hanson, 1988-91 (63/96)
4. .640 Rian Lindell, 1997-99 (32/50)
5. .636 Mike DeSanto, 1979-80 (21/33)
6. .625 Don Sweet, 1970-71 (20/32)
7. .600 Aaron Price, 1992-93 (30/50)
- .600 Tony Truant, 1992-96 (27/45)
9. .515 Paul Watson, 1977-78 (17/33)
10. .508 Joe Danelo, 1972-74 (31/61)

CONSECUTIVE FIELD GOALS - GAME

1. 1.000 5/5, Drew Dunning, New Mexico, 2003
2. 1.000 4/4, Several players

DEFENSIVE TACKLE RECORDS

TOTAL TACKLES - GAME

1. 28 Brian Forde, California, 1985
2. 25 Brian Forde, Michigan, 1987
- 25 Dan Grayson, Arizona, 1989
4. 24 Brian Forde, Stanford, 1986
5. 23 Anthony McClanahan, USC, 1991
- 23 James Darling, Colorado, 1996
7. 20 Brian Forde, Arizona, 1986
- 20 Tuineau Alipate, Michigan, 1987
- 20 Dan Grayson, Arizona, 1989
- 20 Anthony McClanahan, Stanford, 1991
- 20 Anthony McClanahan, Arizona State, 1992
- 20 Brandon Moore, Arizona State, 1997

TOTAL TACKLES - SEASON

1. 157 Brian Forde, 1986
2. 153 Lee Blakeney, 1984
3. 147 Tuineau Alipate, 1987
4. 144 Anthony McClanahan, 1991
5. 141 Brian Forde, 1987
6. 140 Anthony McClanahan, 1992
7. 138 Tom Poe, 1971
8. 136 James Darling, 1996
9. 133 Dan Grayson, 1989
10. 132 John Rushing, 1991

TOTAL TACKLES - CAREER (250+)

1. 524 Lee Blakeney, 1980-81,83-84
2. 440 Anthony McClanahan, 1990-93
3. 436 Brian Forde, 1984-87
4. 343 John Rushing, 1991-94
5. 334 Tom Poe, 1970-73
6. 325 Billy Newman, 1998-01
7. 317 Gary Larsen, 1971-74
8. 305 Artie Holmes, 1985-88
9. 302 Ron Childs, 1991-94
10. 282 Steve Gleason, 1996-99
11. 281 Don Hover, 1973-75,77
12. 279 Dean Pedigo, 1974-77
13. 260 James Darling, 1992-96
14. 258 Tuineau Alipate, 1985-88
15. 253 Brian Flores, 1977-80

PRIMARY TACKLES - GAME

1. 21 Brian Forde, California, 1985
- 21 Anthony McClanahan, USC, 1991
3. 19 Dan Grayson, Arizona, 1989
4. 16 Anthony McClanahan, Arizona State, 1992
5. 14 Brian Flores, Arizona State, 1980
- 14 Brian Forde, Michigan, 1987
- 14 James Darling, Pittsburgh, 1995
- 14 James Darling, Colorado, 1996
9. 13 Brian Flores, Arizona State, 1979
- 13 Artie Holmes, Arizona State, 1985
- 13 Brian Forde, Arizona State, 1987

PRIMARY TACKLES - SEASON

1. 99 Anthony McClanahan, 1992
2. 96 James Darling, 1996
3. 89 Gary Larson, 1974
- 89 Don Hover, 1974
- 89 Brian Forde, 1987
6. 88 Brian Forde, 1985
7. 85 Tuineau Alipate, 1987
8. 84 Dan Grayson, 1989
- 84 Anthony McClanahan, 1991
10. 82 Anthony McClanahan, 1993
- 82 Steve Gleason, 1997

PRIMARY TACKLES - CAREER

1. 287 Anthony McClanahan, 1990-93
2. 263 Brian Forde, 1984-87
3. 252 Lee Blakeney, 1980-81,83-84
4. 221 John Rushing, 1991-94
5. 206 Gary Larsen, 1971-74
6. 199 Ron Childs, 1991-94
7. 188 Steve Gleason, 1996-99
8. 185 Billy Newman, 1998-01
9. 182 Tom Poe, 1970-73
10. 180 Scott Pelluer, 1977-80

ASSISTED TACKLES - GAME

1. 15 Ben Carrillo, Washington, 1982
- 15 John Diggs, USC, 1990
3. 14 Brian Forde, Stanford, 1986
4. 13 Lee Blakeney, UCLA, 1981
- 13 Brandon Moore, Arizona State, 1997
- 13 Billy Newman, Arizona State, 2000
7. 12 Anthony McClanahan, UNLV, 1991
8. 11 Rico Tipton, Ohio State, 1984
- 11 Lee Blakeney, UCLA, 1984
- 11 Lee Blakeney, USC, 1984
- 11 Brian Forde, Arizona, 1986
- 11 Brian Forde, Michigan, 1987
- 11 Tuineau Alipate, Michigan, 1987
- 11 Steve Gleason, Stanford, 1999

ASSISTED TACKLES - SEASON

1. 81 Lee Blakeney, 1984
2. 79 Lee Blakeney, 1981
3. 77 Brian Forde, 1986
4. 65 Tom Poe, 1971
5. 64 Lee Blakeney, 1980
- 64 Mike Walker, 1981
7. 62 Rico Tipton, 1984
- 62 Tuineau Alipate, 1987
- 62 Curtis Holden, 1999
10. 60 Anthony McClanahan, 1991

ASSISTED TACKLES - CAREER

1. 272 Lee Blakeney, 1980-81,83-84
2. 173 Brian Forde, 1984-87
3. 153 Anthony McClanahan, 1990-93
4. 152 Tom Poe, 1970-73
5. 140 Billy Newman, 1998-01
6. 133 Artie Holmes, 1985-88
7. 126 Ken Emmil, 1979-82
8. 123 John Rushing, 1991-94
9. 115 Brian Flores, 1977-80
10. 114 Mel Sanders, 1976,78-80

WSU INDIVIDUAL RECORDS

TACKLES FOR LOSSES - GAME

- 5 Keith Millard, Arizona, 1983 (-26)
- 5 DeWayne Patterson, Pacific, 1993 (-25)
- 4.5 D.D. Acholonu, Washington, 2003 (-27)
- 4 Scott Pelluer, Oregon State, 1980 (-13)
- 4 Matt Elisara, Arizona, 1981 (-21)
- 4 Keith Millard, Arizona, 1982 (-29)
- 4 Keith Millard, Oregon State, 1983 (-36)
- 4 DeWayne Patterson, Montana State, 1993 (-28)
- 4 DeWayne Patterson, Oregon, 1993 (-23)
- 4 Mark Fields, Oregon, 1994 (-37)
- 4 DeWayne Patterson, UCLA, 1994 (-13)
- 4 James Darling, Pittsburgh, 1995 (-7)
- 4 Leon Bender, Oregon State, 1996 (-19)
- 4 Brandon Moore, Arizona State, 1997 (-14)
- 4 Brandon Moore, Michigan, 1997 (-21)
- 4 Earl Riley, Boise State, 1998 (-22)
- 4 James Price, USC, 2000 (-12)
- 4 Rien Long, ASU, 2002 (-26)
- 4 Rien Long, USC, 2002 (-20)
- 4 **Adam Braidwood, Oregon State, 2004 (-26)**

TACKLES FOR LOSSES - SEASON

- 22.0 DeWayne Patterson, 1993 (-150)
- 21.5 Rien Long, 2002 (-108)
- 21.0 D.D. Acholonu, 2003 (-130)
- 19.0 Brandon Moore, 1997 (-90)
- 18.5 Keith Millard, 1983 (121.5)
- 18.5 DeWayne Patterson, 1994 (-92)
- 18.0 Scott Pelluer, 1980 (-72)
- 17.5 Keith Millard, 1982 (81)
- 16.5 Mark Fields, 1994 (-86)
- 15.0 Dorian Boose, 1997 (-82)

TACKLES FOR LOSSES - CAREER

- 52.5 DeWayne Patterson, 1991-94 (-342)
- 44.5 D.D. Acholonu, 2000-03 (-261)
- 39.5 Keith Millard, 1980-83 (-223.5)
- 35.5 Rien Long, 2000-02 (-172)
- 31.0 Raonall Smith, 1998-01 (-94)
- 30.5 Erik Howard, 1982-85 (-167)
- 30.5 Ron Childs, 1991-94 (-119)
- 30.5 Chad Eaton, 1992-94 (-120)
- 30.5 Isaac Brown, 2000-03 (-159)
- 30.5 **Will Derting, 2001-04 (-128)**

TACKLES FOR LOSSES YARDS - GAME

- 37.0 Mark Fields, Oregon, 1994 (4)
- 36.0 Keith Millard, Oregon State, 1983 (4)
- 36.0 Ivan Cook, Illinois, 1988 (3)
- 30.0 Chad Eaton, Montana State, 1993 (3)
- 30.0 D.D. Acholonu, Texas, 2003 (3)
- 29.0 Keith Millard, Arizona, 1982 (4)
- 28.0 DeWayne Patterson, Montana State, 1993 (4)
- 27.0 D.D. Acholonu, Washington, 2003 (3)
- 26.0 Keith Millard, California, 1983 (5)
- 26.0 Rien Long, ASU, 2002 (4)
- 26.0 Will Derting, Notre Dame, 2003 (3)

TACKLES FOR LOSSES YARDS - SEASON

- 150.0 DeWayne Patterson, 1993 (22)
- 130.0 D.D. Acholonu, 2003 (21)
- 121.5 Keith Millard, 1983 (18.5)
- 108.0 Rien Long, 2002 (21.5)
- 92.0 DeWayne Patterson, 1994 (18.5)
- 90.0 Brandon Moore, 1997 (19.0)
- 87.5 Erik Howard, 1985 (13.0)
- 87.0 Dorian Boose, 1996 (11.5)
- 86.0 Mark Fields, 1994 (16.5)
- 84.0 Leon Bender, 1996 (13.5)

TACKLES FOR LOSSES YARDS - CAREER

- 342.5 DeWayne Patterson, 1991-94 (52.5)
- 261.0 D.D. Acholonu, 2000-03 (44.5)
- 223.5 Keith Millard, 1980-83 (39.5)
- 174.0 Ivan Cook, 1985-88 (24.5)
- 172.0 Rien Long, 2000-02 (35.5)
- 169.0 Dorian Boose, 1996-97 (26.5)
- 167.0 Erik Howard, 1982-85 (30.5)
- 159.0 Isaac Brown, 2000-03 (30.5)
- 141.0 Scott Pelluer, 1977-80 (30.0)
- 128.0 **Will Derting, 2001-04 (26.0)**

SACKS - GAME (since 1979; 3+)

- 4.0 Tim Downing, California, 1987 (-8)
- 4.0 Keith Millard, Oregon State, 1983 (-35)
- 4.0 DeWayne Patterson, Oregon, 1993 (-23)
- 4.0 DeWayne Patterson, UCLA, 1994 (-13)
- 3.5 DeWayne Patterson, Oregon, 1994 (-22)
- 3.0 11 players 18 times (last Adam Braidwood, Oregon State, 2004)

SACKS - SEASON

- 17.0 DeWayne Patterson, 1993 (-128)
- 16.5 D.D. Acholonu, 2003 (-121)
- 13.5 DeWayne Patterson, 1994 (-73)
- 13.0 Rien Long, 2002 (-85)
- 12.5 Keith Millard, 1983 (-107.5)
- 12.0 Scott Pelluer, 1980 (-60)
- 10.0 Mike Walker, 1981 (-55)
- 9.5 D.D. Acholonu, 2001 (-69)
- 9.5 Isaac Brown, 2001 (-54)
- 9.0 Ivan Cook, 1988 (-78)

SACKS - CAREER

- 37.5 DeWayne Patterson, 1991-94 (-244)
- 32.5 D.D. Acholonu, 2000-03 (-235)
- 22.5 Isaac Brown, 2000-03 (-145)
- 21.5 Keith Millard, 1981-83 (-179.5)
- 19.0 Scott Pelluer, 1977-80 (-87)
- 17.5 Ivan Cook, 1985-88 (-152)
- 17.0 Rien Long, 2000-02 (-119)
- 15.5 Erik Howard, 1982-85 (-123)
- 14.5 Dorian Boose, 1996-97 (-130)
- 14.5 **Will Derting, 2001-04 (-98)**

SACKS YARDS - GAME

- 36.0 Keith Millard, Oregon State, 1983 (4)
- 36.0 Ivan Cook, Illinois, 1988 (3)
- 35.0 Matt Elisara, Montana State, 1981 (2)
- 34.0 Mark Fields, Oregon, 1994 (3)
- 30.0 Chad Eaton, Montana State, 1993 (3)
- 30.0 D.D. Acholonu, Texas, 2003 (3)
- 26.0 **Will Derting, Notre Dame, 2003 (3)**
- 25.0 DeWayne Patterson, Fresno State, 1994 (3)
- 25.0 **Adam Braidwood, Oregon State, 2004 (3)**
- 24.0 DeWayne Patterson, Montana State, 1993 (3)
- 24.0 D.D. Acholonu, Washington, 2003 (3)

SACKS YARDS - SEASON

- 128.0 DeWayne Patterson, 1993 (17)
- 121.0 D. D. Acholonu, 2003 (16.5)
- 107.5 Keith Millard, 1983 (12.5)
- 85.0 Rien Long, 2002 (12.0)
- 78.0 Ivan Cook, 1988 (9.0)
- 76.5 Erik Howard, 1985 (7.0)
- 75.0 Matt Elisara, 1981 (7.0)
- 75.0 Dorian Boose, 1996 (6.5)
- 73.0 DeWayne Patterson, 1994 (13.5)
- 69.0 D.D. Acholonu, 2001 (9.5)

SACKS YARDS - CAREER

- 244.0 DeWayne Patterson, 1991-94 (37.5)
- 235.0 D.D. Acholonu, 2000-03 (32.5)
- 179.5 Keith Millard, 1981-83 (21.5)
- 152.0 Ivan Cook, 1985-88 (17.5)
- 145.0 Isaac Brown, 2000-03 (22.5)
- 130.0 Dorian Boose, 1996-97 (14.5)
- 123.0 Erik Howard, 1982-85 (15.5)
- 119.0 Rien Long, 2000-02 (17.0)
- 111.0 Scott Pelluer, 1977-80 (19.0)
- 98.0 **Will Derting, 2001-04 (13.0)**

WSU TEAM GAME-SEASON RECORDS

RUSHING RECORDS

RUSHING ATTEMPTS - GAME

1.	76	California, 1974
	76	Washington, 1975
3.	71	Montana State, 1985
4.	69	UNLV, 1983
5.	68	Pacific, 1980
6.	67	Idaho, 1975
7.	66	Oregon, 1977
	66	California, 1981
	66	Stanford, 1982
	66	Oregon, 1973
	66	Washington, 1973

RUSHING ATTEMPTS - SEASON

1.	639	1973
2.	614	1981
3.	605	1988
	605	1975
	605	1972
6.	567	1951
7.	563	1980
8.	558	1982
9.	553	1982
10.	544	1974

NET RUSHING YARDS - GAME

1.	524	Oregon, 1984
2.	442	California, 1974
3.	439	Idaho, 1975
4.	438	Oregon, 1971
5.	417	Montana State, 1985
6.	392	UNLV, 1983
7.	391	Idaho, 1961
8.	377	Oregon, 1977
9.	373	Illinois, 1988
10.	363	Army, 1980

NET RUSHING YARDS - SEASON

1.	2,909	1981
2.	2,775	1984
3.	2,757	1988
4.	2,636	1971
5.	2,530	1985
6.	2,501	1973
7.	2,450	1980
8.	2,408	1975
9.	2,359	1951
10.	2,304	1979

AVERAGE/ATTEMPT - SEASON

1.	5.31	1984
	5.25	1971
3.	4.67	1985
	4.74	1981
5.	4.55	1988
6.	4.35	1980
7.	4.31	1979
8.	4.16	1951
9.	4.14	1954
10.	4.13	1997

AVERAGE/GAME - SEASON

1.	264.5	1981
2.	252.3	1984
3.	239.6	1971
4.	235.9	1951
5.	230.0	1985
6.	229.8	1988
7.	227.4	1973
8.	222.7	1980
9.	218.9	1975
10.	209.5	1979

TOUCHDOWNS - GAME

1.	10	Idaho, 1975
2.	7	Montana State, 1985
3.	6	Oregon, 1984
	6	Oregon, 1981
	6	Oregon, 1974
	6	USL, 1997
	6	Pacific, 196
	6	10 games

TOUCHDOWNS - SEASON

1.	36	1981
2.	28	1988
3.	27	1997
	27	1980
5.	26	1985
	26	1984
7.	24	1975
8.	23	1973
	23	1972
	23	1971
	23	1951

PASSING RECORDS

PASS ATTEMPTS - GAME

1.	67	Montana, 1992
2.	57	USC, 2003
3.	53	Idaho, 1999
	53	UCLA, 1993
5.	52	Colorado, 2004
	52	Stanford, 2003
	52	UCLA, 1996
	52	Colorado, 1987
	52	California, 1976
10.	51	Oregon, 1993
	51	USC, 1976

PASS ATTEMPTS - SEASON

1.	478	2003
2.	458	2002
3.	457	1992
4.	442	1976
5.	435	1997
6.	434	2001
	434	1999
8.	427	1993
9.	413	1987
	413	1970

PASS COMPLETIONS - GAME

1.	38	Montana, 1992
2.	34	USC, 2003
3.	32	Utah, 1992
	32	Oregon, 1968
5.	30	USC, 1995
	30	Michigan, 1987
7.	29	New Mexico, 2003
	29	California, 2002
	29	Utah, 1985
10.	28	Montana State, 2001
	28	Arizona State, 1994
	28	Colorado, 1987
	28	UCLA, 1977
	28	Oregon State, 1976
	28	California, 1976

PASS COMPLETIONS - SEASON

1.	273	2002
2.	260	2003
3.	259	1992
4.	250	1976
5.	240	1997
6.	239	1999
7.	231	1995
	231	1987
9.	229	2001
10.	221	1988

PASSING YARDS - GAME

1.	513	California, 2001
2.	492	Utah, 1992
3.	474	California, 2002
4.	447	Arizona State, 1997
5.	436	Montana State, 2001
6.	425	Montana, 1992
7.	420	Oregon State, 1995
8.	419	Arizona State, 1989
9.	408	San Jose State, 1996
10.	407	Arizona State, 1993

PASSING YARDS - SEASON

1.	4,120	1997
2.	3,805	2002
3.	3,591	2001
4.	3,526	2003
5.	3,478	1992
6.	3,265	1976
7.	3,142	1988
8.	3,028	1991
9.	2,972	1989
10.	2,931	1996

PASSING YARDS/GAME - SEASON

1.	343.3	1997
2.	299.2	2001
3.	296.8	1976
4.	289.8	1992
5.	282.7	2002
6.	275.3	1991
7.	271.2	2003
8.	270.2	1989
9.	266.5	1996
10.	261.8	1988

PASSES HAD INTERCEPTED - GAME

1.	8	Michigan State, 1970
2.	6	USC, 1998
	6	Washington, 1978
	6	UCLA, 1976
	6	California, 1974
	6	Arizona State, 1967
7.	5	Oregon State, 2003
	5	Washington, 2003
	5	Stanford, 1998
	5	Stanford, 1975
	5	Oregon State, 1968
	5	Baylor, 1967
	5	UCLA, 1957

PASSES HAD INTERCEPTED - SEASON

1.	36	1970
2.	25	1998
3.	24	1987
4.	23	1968
5.	22	2003
	22	1978
	22	1976
	22	1967
9.	21	1951
10.	20	1955

COMPLETION PERCENTAGE - SEASON

1.	.648	1988
2.	.617	1989
3.	.612	1958
4.	.596	2002
5.	.584	1977
6.	.571	1985
7.	.568	1995
8.	.567	1992
9.	.566	1994
10.	.566	1976

TOUCHDOWNS - GAME

1.	6	Arizona, 2000
2.	5	California, 1997
3.	5	Oregon State, 1991
4.	5	Tennessee, 1988
5.	4	20 games

TOUCHDOWNS - SEASON

1.	35	1997
2.	31	2001
3.	30	2002
4.	24	1988
5.	22	2003
6.	22	1996
7.	22	1992
8.	21	1976
9.	20	1989
	20	2004

WSU TEAM GAME-SEASON RECORDS

TOTAL OFFENSE RECORDS

NET YARDS - GAME

1.	693	Idaho, 1975
2.	675	Utah, 1985
3.	663	Oregon, 1984
4.	653	Montana State, 2001
5.	636	Utah, 1992
6.	619	California, 1997
7.	618	Tennessee, 1988
8.	615	Minnesota, 1988
9.	605	California, 2001
10.	603	Oregon, 1977

NET YARDS - SEASON

1.	5,922	1997
2.	5,899	1988
3.	5,485	2002
4.	5,187	2001
5.	5,103	1992
6.	5,021	2003
7.	4,851	1985
8.	4,822	1981
9.	4,762	1984
10.	4,524	1989

TOTAL PLAYS - GAME

1.	106	Montana, 1992
2.	97	Oregon, 1977
	97	Stanford, 1970
4.	96	Utah, 1985
5.	95	Stanford, 1982
	95	Idaho, 1972
	95	Oregon, 1970
	95	Washington, 1970
	95	Oregon, 1969
10..	92	Colorado, 2004
	92	Houston, 1988

TOTAL PLAYS - SEASON

1.	962	2003
2.	946	1988
3.	918	1992
4.	915	1970
5.	905	2001
6.	892	1981
7.	891	2002
8.	889	1972
9.	871	1997
10.	868	1973

YARDS/GAME - SEASON

1.	493.5	1997
2.	491.6	1988
3.	441.0	1985
4.	432.9	1984
5.	432.2	2001
6.	425.3	1992
7.	421.9	2002
8.	411.3	1989
9.	401.8	1981
10.	394.3	1991

PASS RECEIVING RECORDS

RECEPTIONS - GAME

1.	38	Montana, 1992
2.	34	USC, 2003
3.	32	Utah, 1992
	32	Oregon, 1968
5,	30	USC, 1995
	30	Michigan, 1987
7.	29	New Mexico, 2003
	29	California, 2002
	29	Utah, 1985
10	28	Montana State, 2001
	28	Arizona State, 1994
	28	Colorado, 1987
	28	UCLA, 1977
	28	Oregon State, 1976
	28	California, 1976

RECEPTIONS - SEASON

1.	273	2002
2.	260	2003
3.	259	1992
4.	250	1976
5.	240	1997
6.	239	1999
7.	231	1995
	231	1987
9.	229	2001
10.	221	1988

RECEIVING YARDS - GAME

1.	513	California, 2001
2.	492	Utah, 1992
3.	474	California, 2002
4.	447	Arizona State, 1997
5.	436	Montana State, 2001
6.	425	Montana, 1992
7.	420	Oregon State, 1995
8.	419	Arizona State, 1989
9.	408	San Jose State, 1996
10.	407	Arizona State, 1993

RECEIVING YARDS - SEASON

1.	4,120	1997
2.	3,805	2002
3.	3,591	2001
4.	3,526	2003
5.	3,478	1992
6.	3,265	1976
7.	3,142	1988
8.	3,028	1991
9.	2,972	1989
10.	2,931	1996

RECEIVING TOUCHDOWNS - GAME

1.	6	Arizona, 2000
2.	5	California, 1997
3.	5	Oregon State, 1991
4.	5	Tennessee, 1988
5.	4	20 games

RECEIVING TOUCHDOWNS - SEASON

1.	35	1997
2.	31	2001
3.	30	2002
4.	24	1988
5.	22	2003
6.	22	1996
7.	22	1992
8.	21	1976
9.	20	1989
	20	2004

INTERCEPTION RECORDS

INTERCEPTIONS - GAME

1.	7	Oregon, 2003
2.	6	Oregon State, 1989
3.	5	UCLA, 2001
	5	Washington, 1997
	5	Wyoming, 1987
	5	Arizona State, 1986
	5	Pacific, 1969
	5	Washington, 1968
	5	Baylor, 1967
	5	San Jose State, 1962
	5	Pacific, 1960
	5	Idaho, 1953

INTERCEPTIONS - SEASON

1.	26	2001
2.	24	2003
	24	1989
4.	23	1968
5.	21	1983
	21	1960
7.	19	1997
	19	1959
	19	1949
10.	17	1973
	17	2002
	17	1987

INTERCEPTION YARDS - GAME

1.	148	San Jose State, 1962
2.	123	Pacific, 1960
3.	116	Arizona, 1991
4.	103	Arizona State, 1966
5.	102	Oregon, 2003
6.	98	Nevada, 2002
7.	96	BYU, 1989
8.	93	UCLA, 1969
9.	89	UCLA, 1993
10.	87	Wyoming, 1987

INTERCEPTION YARDS - SEASON

1.	405	2001
2.	364	1949
3.	332	1989
4.	308	1960
5.	303	2003
6.	257	2002
7.	255	1968
8.	252	1993
9.	247	1987
10.	233	1966

INTERCEPTION AVERAGE/RETURN - SEASON

1.	24.1	2003
2.	21.9	1990
3.	19.2	1949
4.	18.6	1996
5.	18.4	1993
6.	17.5	1962
7.	16.0	1977
8.	15.6	2001
9.	15.3	1986
10.	15.1	2002

INTERCEPTION TOUCHDOWNS - GAME

1.	2	Wyoming, 1987
2.	2	Arizona, 1987
3.	1	39 Games

INTERCEPTION TOUCHDOWNS - SEASON

1.	5	2001
2.	4	2003
	4	1987
4.	3	1960
4.	2	2002
	2	2000
	2	1993
	2	1990
	2	1989
	2	1966
	2	1960

PUNTING RECORDS

PUNTS - GAME

1.	15	Stanford, 1969
2.	12	UCLA, 1992
	12	Washington, 1968
3.	11	Illinois, 1994
	11	UCLA, 1994
	11	Oregon, 1994
	11	Arizona, 1994
	11	UCLA, 1993
	11	Oregon, 1982
	11	Idaho, 1978
	11	Idaho, 1970
	11	UCLA, 1969
	11	Pacific, 1969
	11	Idaho, 1968

PUNTS - SEASON

1.	97	1994
2.	83	1999
3.	82	2004
4.	81	1969
5.	79	2003
6.	74	1998
	74	1968
8.	73	1992
9.	72	2000
	72	1982

WSU TEAM GAME-SEASON RECORDS

PUNTING AVERAGE - GAME

1.	53.9	Colorado, 2003
2.	53.4	Arizona, 2004
3.	52.0	Wyoming, 1990
4.	51.0	Oregon State, 1984
5.	50.9	Wyoming, 1989
6.	49.8	Arizona State, 1989
7.	48.5	Oregon, 1959
8.	48.4	Oregon State, 1986
9.	48.3	California, 1977
10.	48.2	California, 1996

PUNTING AVERAGE - SEASON

1.	44.8	1990
2.	44.7	1989
3.	44.4	1975
4.	43.4	1997
5.	43.3	1977
6.	42.8	2003
7.	41.9	2004
8.	41.7	1976
9.	41.6	1995
10.	41.6	1880

PUNTING YARDS - GAME

1.	612	Stanford, 1969
2.	526	Idaho, 1978
3.	480	UCLA, 1992
4.	469	Oregon, 1994
	469	Oregon, 1982
6.	460	Pacific, 1969
7.	458	Washington, 1968
8.	443	UCLA, 1993
9.	430	Stanford, 2003
10.	421	UCLA, 1994

PUNTING YARDS - SEASON

1.	3719	1994
2.	3433	2004
3.	3384	1999
4.	3380	2003
5.	3103	1969
6.	2956	1995
7.	2840	1998
8.	2806	1982
9.	2726	2000
10.	2703	1968

PUNT RETURN RECORDS

PUNT RETURNS - GAME

1.	10	1994
2.	9	San Jose State, 1996
	9	California, 1993
4.	8	Stanford, 2003
5.	8	Oregon State, 1995
6.	8	Idaho, 1972
7.	7	Arizona, 2004
	7	Arizona, 2003
	7	Oregon, 2002
	7	UCLA, 1993
	7	Oregon State, 1993
	7	Montana State, 1993
	7	California, 1984
	7	Utah, 1971
	7	San Jose State, 1968

PUNT RETURNS - SEASON

1.	50	2003
2.	46	1993
3.	43	1994
4.	42	2002
5.	38	2004
6.	37	2001
7.	37	1997
8.	37	1972
9.	35	1985
10.	33	1988
	33	1984
	33	1973
	33	1967

PUNT RETURN YARDS - GAME (80+)

1.	186	USL, 1997
2.	171	San Jose State, 1968
3.	153	Idaho, 1973
4.	129	San Jose State, 1959
5.	116	Stanford, 2003
6.	113	Idaho, 1968
7.	113	Oregon, 1983
8.	110	Montana State, 2002
9.	105	Boise State, 1997
10.	94	San Jose State, 1960

PUNT RETURN YARDS - SEASON

1.	527	1997
2.	486	2003
3.	476	1968
4.	473	2002
5.	439	1949
	439	2004
7.	404	1960
8.	398	1973
9.	361	1950
10.	354	1993

PUNT RETURN AVERAGE - SEASON (Min. 10 returns)

1.	16.4	1968
2.	15.0	1960
3.	14.9	1953
4.	14.4	1950
5.	14.2	1997
6.	14.2	1949
7.	13.3	1959
8.	12.6	1978
9.	12.1	1973
10.	11.6	2004

PUNT RETURN TOUCHDOWNS - GAME

1.	4	1968
2.	2	1972
	2	1985
4.	1	11 times

PUNT RETURN TOUCHDOWN - SEASON

1.	4	1968
2.	2	2002
3.	2	1985
4.	2	1973
5.	2	2004
6.	1	19 Times

KICKOFF RETURN RECORDS

KICKOFF RETURNS - GAME

1.	10	Iowa, 1969
2.	9	Montana State, 1954
3.	9	USC 1970
4.	9	USC, 1974
5.	9	Stanford, 1987
6.	9	Stanford, 1999
7.	8	9 times

KICKOFF RETURNS - SEASON

1.	68	1970
2.	55	1988
3.	53	1987
4.	50	1998
5.	50	1969
6.	48	1954
7.	46	1990
8.	45	1974
9.	45	1971
10.	44	1956

KICKOFF RETURN YARDS - GAME (120+)

1.	249	Oregon, 1998
2.	207	ASU, 1989
3.	199	OSU, 1963
4.	184	ASU, 1990
5.	174	Stanford, 1999
	174	USC, 1973
7.	173	Michigan, 1993
8.	172	Washington, 1976
9.	171	Fresno State, 1992
10.	169	Washington, 1953

KICKOFF RETURN YARDS - SEASON

1.	1212	1970
2.	1016	1998
3.	1010	1971
4.	910	1988
5.	905	1990
6.	885	1954
7.	843	1992
8.	841	1948
9.	838	1991
10.	833	1987

KICKOFF RETURN AVERAGE - SEASON (Min. 10)

1.	27.0	1941
2.	25.2	1966
3.	24.3	1963
4.	24.0	1948
5.	23.6	1964
6.	22.9	1968
7.	22.4	1971
8.	22.2	1992
9.	22.1	1996
10.	21.5	1991

KICKOFF RETURN TOUCHDOWNS - GAME

1.	1	25 times
----	---	----------

KICKOFF RETURN TOUCHDOWNS - SEASON

1.	2	1998
2.	2	1971
3.	2	1948
4.	2	1928
5.	1	17 times

SCORING RECORDS

TOUCHDOWNS - GAME

1.	14	Blair college, 1907
2.	14	Puget Sound, 1909
3.	12	Idaho, 1975
4.	10	Spokane AC, 1907
5.	10	Eastern Washington, 1908
6.	10	Pacific (Ore.), 1924
7.	10	Montana, 1942
8.	9	Montana, 1930
9.	9	Montana State, 1985
10.	9	California, 1997

TOUCHDOWNS - SEASON

1.	64	1997
2.	53	2001
3.	53	1998
4.	52	2002
5.	45	2003
6.	43	1992
7.	43	1985
8.	41	1996
9.	41	1989
10.	41	1951

TOTAL POINTS - GAME

1.	86	Blair College, 1907
2.	84	Idaho, 1975
3.	74	Puget Sound, 1909
4.	73	Eastern Washington, 1908
5.	70	Spokane AC, 1907
6.	68	Montana, 1942
7.	65	Pacific (Ore.), 1924
8.	64	Montana State, 1985
9.	63	California, 1997
10.	61	Montana, 1930

TOTAL POINTS - SEASON

1.	483	1997
2.	431	2002
3.	420	2001
4.	415	1988
5.	394	2003
6.	351	1989
7.	337	1992
8.	317	1984
9.	314	1996
10.	313	1985

WSU TEAM GAME-SEASON RECORDS

POINTS KICKING - GAME

1.	16	BYU	1989
2.	16	Boise State	1997
3.	15	Temple	1992
4.	15	California	2001
5.	15	Purdue	2001
6.	15	New Mexico	2003
7.	14	Oregon	1984
8.	14	Montana State	1993
9.	14	Arizona State	1993
10.	14	Arizona State	2002
11.	14	Washington	2002

POINTS KICKING - SEASON

1.	116	2003
2.	113	2002
3.	101	2001
4.	99	1989
5.	93	1997
6.	91	1988
7.	80	1990
8.	77	1993
9.	73	1983
10.	71	1984

PAT ATTEMPTS - GAME

1.	12	Idaho	1975
2.	11	USL	1997
3.	9	Montana State	1985
4.	9	California	1997
5.	8	Oregon	1977
6.	7	11 Times	

PAT ATTEMPTS - SEASON

1.	60	1997
2.	52	2001
3.	49	2002
4.	47	1998
5.	40	1996
6.	40	2003
7.	37	1989
8.	36	1985
9.	35	1951
10.	35	1984

PAT MADE - GAME

1.	12	Idaho	1975
2.	11	USL	1997
3.	9	Montana State	1985
4.	9	California	1997
5.	8	Oregon	1977
6.	7	11 times	

PAT MADE - SEASON

1.	57	1997
2.	48	2001
3.	47	2002
4.	46	1988
5.	38	1996
6.	36	1989
7.	35	2003
8.	34	1985
9.	33	1992
10.	31	1975
	31	2004

CONSECUTIVE PAT - GAME

1.	12	1975
2.	11	1997
3.	9	1997
4.	8	1977
5.	7	5 times

CONSECUTIVE PAT - SEASON

1.	28	1999
2.	26	1987
3.	26	1992
4.	25	1995
5.	25	1977
6.	24	1986
7.	23	2001
8.	19	1994
9.	18	2002

MOST 50+ FIELD GOALS - GAME

1.	2	Oregon State	1981
2.	2	BYU	1989
3.	2	Fresno State	1991
4.	1	29 times	

MOST 50+ FIELD GOALS - SEASON

1.	6	1991
2.	5	1989
3.	5	1990
4.	2	1981
5.	2	1988
6.	2	1992
7.	2	1997
8.	2	1999

FIELD GOALS ATTEMPTED - GAME

1.	6	Kansas	1977
2.	5	Pacific	1980
3.	5	ASU	1993
4.	5	California	1993
5.	5	ASU	2002
6.	5	Washington	2002
7.	5	New Mexico	2003
8.	4	15 times	

FIELD GOALS ATTEMPTED - SEASON

1.	33	2002
2.	32	1993
3.	31	2003
4.	27	1989
5.	26	1990
6.	26	1983
7.	24	1972
8.	22	2001
9.	22	1991
10.	22	1980
11.	22	1973

FIELD GOALS MADE - GAME

1.	5	New Mexico	2003
2.	4	Kansas	1975
3.	4	Kansas	1977
4.	4	Tennessee	1984
5.	4	BYU	1989
6.	4	Arizona	1989
7.	4	Boise State	1998
8.	4	Washington	2002
9.	3	19 times	

FIELD GOALS MADE - SEASON

1.	27	2003
2.	22	2002
3.	21	1989
4.	18	2001
5.	17	1993
6.	17	1990
7.	16	1983
8.	15	1988
9.	14	1984
10.	13	1992
11.	13	1980

FIELD GOAL PERCENTAGE - GAME (Min. 3 attempts)

1.	1.000	5/5, New Mexico, 2003
2.	1.000	4/4, several times

FIELD GOAL PERCENTAGE - SEASON (Min. 15 att.)

1.	.871	2003
2.	.818	2001
3.	.750	1999
4.	.722	1992
5.	.702	1997
6.	.667	2002
7.	.625	1987
8.	.625	1970
9.	.625	1971
10.	.615	1983

CONSECUTIVE FIELD GOALS - GAME

1.	1.000	5/5, New Mexico, 2003
2.	1.000	4/4, Tennessee, 1984
	1.000	4/4, BYU, 1989
	1.000	4/4, Arizona, 1989
	1.000	4/4, Boise State, 1998
	1.000	4/4, Washington, 2003
	1.000	4/4, Idaho, 2003

MOST FIELD GOALS ONE QUARTER

1.	3	3rd, Chuck Diedrick, Oregon State, 1976
----	---	---

DEFENSIVE TACKLE RECORDS

TOTAL TACKLES - GAME

1.	105	Arizona State, 1991
2.	99	Arizona, 1991
	99	USC, 1991
	99	Fresno State, 1991
5.	98	Oregon, 1992
	98	Arizona, 1999
	98	Oregon, 1999
8.	96	Arizona State, 2000
	96	Oregon, 2001
10.	95	Arizona State, 1999

PRIMARY TACKLES - GAME

1.	71	Arizona State, 1991
2.	70	USC, 1992
3.	64	Fresno State, 1992
	64	USC, 1991
	64	Arizona, 1991
	64	Stanford, 1991
7.	62	Oregon, 1993
8.	61	USC, 1993
	61	Ohio State, 1991
10.		

ASSISTED TACKLES - GAME

1.	71	UNLV, 1991
2.	54	Washington, 1991
3.	40	Washington, 1993
4.	36	Washington, 1995
5.	35	USC, 1991
	35	Arizona, 1991
7.	34	Arizona State, 1991
8.	32	Oregon, 1992
9.	30	Nebraska, 1995
10.		

TACKLES FOR LOSSES - SEASON (since 1985)

1.	109	2002 (-515 yards)
2.	100	1994 (-432)
3.	99	1993 (-468)
4.	98	2003 (-461)
5.	97	2001 (-338)
6.	89	2004 (-346)
7.	87	1992 (-419)
8.	86	1997 (-305)
9.	85	2001 (-338)
10.	82	2000 (-318)

TACKLES FOR LOSSES YARDS - GAME

1.	37	Oregon	1994
2.	36	Oregon State	1983
3.	36	Illinois	1988
4.	30	Montana State	1993
5.	30	Texas	2003
6.	29	Arizona	1982
7.	28	Montana State	1993
8.	27	Washington	2003
9.	26	California	1983
10.	26	ASU	2002
11.	26	Norte Dame	2003

TACKLES FOR LOSSES YARDS - SEASON (since 1985)

1.	515	2002 (109 TFLs)
2.	461	2003 (98)
3.	468	1993 (99)
4.	432	1994 (100)
5.	419	1992 (87)
6.	358	1996 (79)
7.	346	2004 (89)
8.	338	2001 (97)
9.	318	2000 (82)
10.	305	1997 (86)

WSU TEAM GAME-SEASON RECORDS

SACKS - SEASON (since 1979)

1.	55	2002 (-377 yards)
2.	50	2003 (-345)
3.	48	1989 (-299)
4.	42	1993 (-301)
	42	1994 (-282)
6.	40	2001 (-242)
7.	33	1981 (-207)
8.	32	1006 (-242)
	32	1983 (-228)
	32	2004 (-218)

SACKS YARDS - GAME

1.	36	Oregon State	1983
2.	36	Illinois	1988
3.	35	Montana State	1981
4.	34	Oregon	1994
5.	30	Montana State	1993
6.	30	Texas	2003
7.	26	Norte Dame	2003
8.	25	Fresno State	1994
9.	24	Montana State	1993
10.	24	Washington	2003

SACKS YARDS - SEASON

1.	377	2002 (55 sacks)
2.	345	2003 (50)
3.	301	1993 (42)
4.	299	1989 (48)
5.	282	1994 (42)
6.	242	2001 (40)
7.	242	1996 (32)
8.	228	1983 (32)
9.	218	2004 (32)
10.	207	1981 (33)

FIRST DOWNS

FIRST DOWNS - TOTAL - GAME

1.	36	Montana, 1992
2.	34	Illinois, 1988
3.	33	Oregon State, 1991
	32	Montana State, 2001
	32	Fresno State, 1992
	32	Oregon State, 1988
	32	Oregon, 1977
	32	Idaho, 1972
9.	31	Minnesota, 1988
	31	Utah, 1985
	31	UNLV, 198332

FIRST DOWNS - TOTAL - SEASON

1.	316	1988
2.	280	1997
3.	265	2002
	265	2001
	265	1992
6.	258	1981
7.	255	1985
8.	249	2003
9.	241	1984
10.	239	1970

FIRST DOWNS - RUSHING - GAME

1.	23	Oregon, 1984
2.	21	Illinois, 1988
	21	Oregon State, 1988
	21	Oregon, 1977
5.	20	UNLV, 1983
	20	Idaho, 1975
7.	19	Montana State, 1985
	19	Stanford, 1972
	19	Villanova, 1965
10.	18	Six times

FIRST DOWNS - RUSHING - SEASON

1.	173	1988
2.	152	1981
3.	148	1985
4.	141	1973
	141	1984
6.	136	1982
7.	134	1980
8.	133	1975
9.	128	1979
10.	127	1974

FIRST DOWNS - PASSING - GAME

1.	17	Boise State, 1997
2.	18	ASU, 1997
	18	California, 2002
	18	California, 2001
5.	22	Montana, 1992
6.	17	Arizona, 1992
	17	Arizona, 1991
8.	18	USC, 1976
9.	16	Four times

FIRST DOWNS - PASSING - SEASON

1.	161	1997
2.	148	2002
3.	147	2003
4.	146	1992
5.	142	1976
6.	132	1995
7.	129	2001
8.	129	1991
9.	127	1988
10.	124	1999

FIRST DOWNS - PENALTIES - GAME

1.	9	Idaho, 1970
2.	7	Oregon State, 2001
3.	6	Stanford, 1982
	6	UNLV, 1986
	6	Washington, 1986
	6	Montana, 1992
	6	Oregon State, 1996
	6	Montana State, 2001
	6	California, 2001
	6	Oregon, 2002
	6	Arizona State, 2004
	6	Oregon State, 2004

FIRST DOWNS - PENALTIES - SEASON

1.	46	2001
2.	34	2002
3.	33	1970
4.	29	1006
5.	27	2004
	27	1992
7.	26	1973
8.	25	1997
	25	1986
10.	24	1974

PENALTIES

PENALTIES - GAME

1.	20	Arizona State, 1993
2.	18	Illinois, 1997
	18	Utah, 1992
4.	17	Oregon, 1998
	17	Washington, 1997
	17	Oregon State, 1996
	17	Oregon State, 1995
8.	16	Stanford, 2003
	16	Washington, 1991
	16	USC, 1986
	16	California, 1955

PENALTIES - SEASON

1.	150	2003
2.	123	1997
3.	117	1992
4.	115	2000
5.	110	1999
	110	1996
7.	106	1993
	106	1991
9.	105	1994
10.	103	2002

PENALTY YARDS - GAME

1.	195	Arizona State, 1993
2.	189	Oregon State, 1996
3.	169	Washington, 1991
4.	160	Oregon, 1998
5.	153	Oregon State, 1995
6.	151	Washington, 1997
7.	145	Idaho, 1958
8.	144	Kansas, 1971
9.	141	Idaho, 1972
10.	137	Pittsburgh, 1995

PENALTY YARDS - SEASON

1.	1,230	2003
2.	1,076	1997
3.	984	1992
4.	984	1991
5.	952	1996
6.	928	2000
7.	889	1994
8.	875	1999
9.	872	2002
10.	868	1993

FUMBLES

FUMBLES - GAME

1.	10	UCLA, 1971
2.	9	Stanford, 1974
	9	UCLA, 1973
	9	Utah, 1972
5.	8	Oregon State, 1984
	8	Kansas, 1973
	8	Arizona, 1972
8.	7	Nine times

FUMBLES - SEASON

1.	62	1972
2.	50	1974
3.	48	1970
4.	47	1971
5.	46	1973
6.	42	1954
7.	41	1976
8.	40	1984
9.	40	1969
10.	39	19??

FUMBLES LOST - GAME

1.	5	Stanford, 1974
2.	6	UCLA, 1971
3.	5	Utah State, 1961
4.	4	20 times

FUMBLES LOST- SEASON

1.	26	1974
2.	25	1971
3.	22	1972
	22	1952
5.	21	1958
6.	20	1978
	20	1954
	20	1970
9.	19	1964
	19	1976
	19	1975
	19	1961

109 YEARS OF COUGAR FOOTBALL

COACH	YEARS	OVERALL				CONF.				HOME			AWAY			NEUTRAL			SPOKANE			
		W	L	T	PCT	W	L	T	PCT	W	L	T	W	L	T	W	L	T	W	L	T	
William Goodyear	1894	1	1	0	.500					0	0	0	1	1	0	0	0	0	0	0	0	0
Fred Waite	1895	2	0	0	1.000					1	0	0	1	0	0	0	0	0	0	0	0	0
David A. Brodie	1896	2	0	1	.833					1	0	0	0	0	1	1	0	0	0	0	0	0
Robert R. Gailey	1897	2	0	0	1.000					0	0	2	0	0	0	0	0	0	0	0	0	0
Frank Shively	1898-99	1	1	1	.500					1	0	1	0	1	0	0	0	0	0	0	0	0
William Allen	1900, 1902	6	3	1	.650					3	1	0	3	2	1	0	0	0	0	0	0	0
William Namack	1901	4	1	0	.800					3	0	0	1	1	0	0	0	0	0	0	0	0
James N. Ashmore	1903	3	3	2	.500					2	1	1	1	2	1	0	0	0	0	0	0	0
Everett M. Sweeley	1904-05	6	6	0	.500					4	1	0	2	4	0	0	1	0	0	0	0	0
John R. Bender	1906,07,12,14	21	12	0	.636					13	2	0	6	8	0	0	1	0	2	1	0	0
Walter Rheinschild	1908	4	0	2	.833					4	0	1	0	0	1	0	0	0	0	0	0	0
Willaim S. Kienholz	1909	4	1	0	.833					2	0	0	2	0	0	0	0	0	0	1	0	0
Oscar P. Osthoff	1910-11	5	6	0	.455					1	2	0	2	2	0	1	1	0	1	1	0	0
William H. Dietz	1915-17	17	2	1	.875	3	0	0	1.000	6	1	0	9	0	0	1	1	1	1	0	0	0
Emory Alvord	1918	1	1	0	.500					1	0	0	0	1	0	0	0	0	0	0	0	0
Gus Welch	1919-22	16	10	1	.611	6	10	1	.382	4	2	1	10	3	0	1	5	0	1	0	0	0
A. A. Exendine	1923-25	6	13	4	.348	3	10	2	.267	3	5	0	3	7	2	0	1	2	0	0	0	0
O. E. Hollingbery	1926-42	93	53	14	.625	64	43	10	.590	43	8	5	43	37	6	6	8	2	1	0	1	0
Phil Sarboe	1945-49	17	26	3	.402	15	21	3	.423	11	7	1	6	18	2	0	1	0	0	0	0	0
Forrest Evashevski	1950-51	11	6	2	.632	6	6	2	.500	3	1	2	6	4	0	0	0	0	2	1	0	0
Al Kircher	1952-55	13	25	2	.350	10	17	0	.370	5	5	1	7	18	1	0	0	0	1	2	0	0
Jim Sutherland	1956-63	37	39	4	.488	15	12	1	.554	11	8	0	21	22	4	0	0	0	5	9	0	0
Bert Clark	1964-67	15	24	1	.388	5	11	1	.324	4	5	0	8	13	1	0	0	0	3	6	0	0
Jim Sweeney	1968-75	26	59	1	.34	12	41	1	.231	8	9	0	13	35	0	0	2	0	5	13	1	0
Jackie Sherrill	1976	3	8	0	.390	2	5	0	.286	2	1	0	1	5	0	0	1	0	0	1	0	0
Warren Powers	1977	7	4	0	.636	3	4	0	.429	3	0	0	3	4	0	0	0	0	1	0	0	0
Jim Walden	1978-86	44	52	4	.460	30	37	2	.449	18	17	2	18	28	2	0	2	0	8	5	0	0
Dennis Erickson	1987-88	12	10	1	.543	6	8	1	.433	6	4	0	5	6	0	1	0	1	0	0	0	0
Mike Price	1989-2002	83	78	0	.515	49	63	0	.437	46	32	0	34	44	0	3	2	0	0	0	0	0
Bill Doba	2003-Present	15	9	0	.625	9	7	0	.563	8	3	0	6	5	0	1	1	0	0	0	0	0

COUGAR COACHES YEAR BY YEAR

YEAR-COACH	OVERALL			CONF.			HOME			AWAY			NEUTRAL			SPOKANE			CAPTAINS			
	W	L	T	W	L	T	W	L	T	W	L	T	W	L	T	W	L	T				
1894—Wm. Goodyear	1	1	0						1	1	0								Fred Long			
1895—Fred W. Waite	2	0	0				1	0	0	1	0	0							Frank Lowden			
1896—David A. Brodie	2	0	1				1	0	0	0	0	1	1	0	0				Milton McCroskey			
1897—Robert R. Gailey	2	0	0						2	0	0								Joe Winston			
1898—Frank Shively	0	0	1				0	0	1										Boyd Hamilton			
1899—Frank Shively	1	1	0				1	0	0	0	1	0							Boyd Hamilton			
1900—William Allen	4	0	1				1	0	0	3	0	1							J. O. Elton			
1901—William Namack	4	1	0				3	0	0	1	1	0							Arthur Hooper			
1902—William Allen	2	3	0				2	1	0	0	2	0							John Jones			
1903—James N. Ashmore	3	3	2				2	1	1	1	2	1							Clyde Gill			
1904—Everett M. Sweeley	2	2	0				0	1	0	2	1	0							Clyde Gill			
1905—Everett M. Sweeley	4	4	0				4	0	0	0	3	0	0	1	0				Elbert Stewart			
1906—John R. Bender	6	0	0				3	0	0	3	0	0							Harry Goldsworthy			
1907—John R. Bender	7	1	0				4	0	0	2	1	0		1	0	0			L. H. Nissen			
1908—Walter Rheinschild	4	0	2				4	0	1	0	0	1							Herbert Wexler			
1909—William S. Kienholz	4	1	0				2	0	0	2	0	0		0	1	0			Cecil Cave			
1910—Oscar P. Osthoff	2	3	0				0	1	0	1	0	0	1	1	0	0	1	0		Fredrick Hunter		
1911—Oscar P. Osthoff	3	3	0				1	1	0	1	2	0		1	0	0			Tom Fishback			
1912—John R. Bender	2	3	0				1	1	0	1	1	0		0	1	0			Joe Harter			
1913—John R. Bender	4	4	0				4	0	0	0	4	0							Leo Coulter			
1914—John R. Bender	2	4	0				1	1	0	0	2	0	0	1	0	0	1	0	0		Emory Alvord	
1915—William H. Dietz	7	0	0				3	0	0	3	0	0	1	0	0					Asa Clark		
1916—William H. Dietz	4	2	0				1	1	0	3	0	0	0	1	0					Benton Bangs		
1917—William H. Dietz	6	0	1			3	0	0	2	0	0	3	0	0	1	1	0	0			Clarence Zimmerman	
1918—Emory Alvord	1	1	0				1	0	0	0	1	0								None		
1919—Gus Welch	5	2	0			2	2	0	1	1	0	2	0	0	1	1	0	1	0	0		Richard Hanley
1920—Gus Welch	5	1	0			1	1	0	2	0	0	3	1	0								Fred Hamilton

109 YEARS OF COUGAR FOOTBALL

YEAR-COACH	OVERALL			CONF.			HOME			AWAY			NEUTRAL			SPOKANE			CAPTAINS
	W	L	T	W	L	T	W	L	T	W	L	T	W	L	T	W	L	T	
1921—Gus Welch	4	2	1	2	1	1	1	0	1	3	0	0	0	2	0			Earl Dunlap	
1922—Gus Welch	2	5	0	1	5	0	0	1	0	2	2	0	0	2	0			Ford Dunton	
1923—A. A. Exendine	2	4	1	1	3	1	2	1	0	0	2	0	0	1	1			Vernard Hickey	
1924—A. A. Exendine	1	5	2	0	4	1	1	2	0	0	3	1	0	0	1			Harold Slater	
1925—A. A. Exendine	3	4	1	2	3	0	0	2	0	3	2	1						Duke Slater	
1926—O. E. Hollingbery	6	1	0	4	1	0	3	0	0	3	1	0							
1927—O. E. Hollingbery	3	3	2	1	3	1	2	0	2	1	3	0							
1928—O. E. Hollingbery	7	3	0	4	3	0	3	0	0	3	3	0	1	0	0			Mel Dressel	
1929—O. E. Hollingbery	10	2	0	4	2	0	5	0	0	4	2	0	1	0	0			Ernest "Bud" Hansen	
1930—O. E. Hollingbery	9	1	0	6	0	0	3	0	0	5	0	0	1	1	0			Elmer Schwartz	
1931—O. E. Hollingbery	6	4	0	4	3	0	3	0	0	2	3	0	1	1	0			Glenn "Turk" Edwards	
1932—O. E. Hollingbery	7	1	1	5	1	1	4	0	0	3	1	1						George Sander	
1933—O. E. Hollingbery	5	3	1	3	3	1	2	0	0	3	2	0	0	1	1			Frank Ingram	
1934—O. E. Hollingbery	4	3	1	4	0	1	3	0	0	1	2	1	0	1	0			George Theodoratos	
1935—O. E. Hollingbery	5	3	1	3	2	0	2	2	0	2	1	0	1	0	1			John Bley	
1936—O. E. Hollingbery	6	3	1	6	2	1	3	1	0	3	2	1						Stan Smith	
1937—O. E. Hollingbery	3	3	3	3	3	2	1	0	2	2	2	1	0	1	0			Chris Rumburg	
1938—O. E. Hollingbery	2	8	0	1	7	0	0	3	0	2	4	0	0	1	0				
1939—O. E. Hollingbery	4	5	0	3	5	0	3	0	0	1	5	0						Dick Emerson	
1940—O. E. Hollingbery	4	4	2	3	4	2	1	1	1	3	3	1						Don Greeley	
1941—O. E. Hollingbery	6	4	0	5	3	0	3	1	0	3	2	0	0	1	0			Joe Beckman	
1942—O. E. Hollingbery	6	2	2	5	1	1	2	0	0	2	1	1	1	1	0	1	0	1	
1943—No Football, WWII																			
1944—No Football, WWII																			
1945—Phil Sarboe	6	2	1	6	2	1	4	0	0	2	2	1							
1946—Phil Sarboe	1	6	1	1	5	1	1	2	0	0	4	1						Dick Abrams	
1947—Phil Sarboe	3	7	0	2	5	0	1	3	0	2	4	0						T. Parry, F.Bacoka, J. Godfrey	
1948—Phil Sarboe	4	5	1	4	3	1	3	0	1	1	4	0	0	1	0			Phil Claymore	
1949—Phil Sarboe	3	6	0	2	6	0	2	2	0	1	4	0							
1950—Forest Evashevski	4	3	2	2	3	2	1	0	2	3	2	0			0	1	0		
1951—Forest Evashevski	7	3	0	4	3	0	2	1	0	3	2	0			2	0	0		
1952—Al Kircher	4	6	0	3	4	0	2	1	0	2	4	0			0	1	0	Don Steinbrunner	
1953—Al Kircher	4	6	0	3	4	0	1	1	0	3	4	0			0	1	0	Bob Burkhart	
1954—Al Kircher	4	6	0	3	4	0	2	1	0	1	5	0			1	0	0	"Duke" Washington	
1955—Al Kircher	1	7	2	1	5	1	0	2	1	1	5	1						Jerry Brockey	
1956—Jim Sutherland	3	6	1	2	5	1	1	2	0	2	2	1			0	2	0		
1957—Jim Sutherland	6	4	0	5	3	0	2	1	0	4	2	0			0	1	0	Gail Strait	
1958—Jim Sutherland	7	3	0	6	2	0	2	0	0	4	2	0			1	1	0		
1959—Jim Sutherland	6	4	0				1	1	0	5	2	0			0	1	0		
1960—Jim Sutherland	4	5	1				1	1	0	2	3	1			1	1	0		
1961—Jim Sutherland	3	7	0				2	0	0	1	5	0			0	2	0		
1962—Jim Sutherland	5	4	1	1	1	0	1	1	0	2	2	1			2	1	0		
1963—Jim Sutherland	3	6	1	1	1	0	1	2	0	1	4	1			1	0	0		
1964—Bert Clark	3	6	1	1	2	1	1	2	0	1	3	1			1	1	0		
1965—Bert Clark	7	3	0	2	1	0	1	1	0	4	2	0			2	0	0		
1966—Bert Clark	3	7	0	1	3	0	1	1	0	2	3	0			0	3	0		
1967—Bert Clark	2	8	0	1	5	0	1	1	0	1	5	0			0	2	0		
1968—Jim Sweeney	3	6	1	1	3	1	0	2	0	1	4	0			2	0	1		
1969—Jim Sweeney	1	9	0	0	7	0	0	2	0	1	5	0			0	2	0	Bob Shoun, Bob Ewen	
1970—Jim Sweeney	1	10	0	0	7	0	0	0	0	0	6	0			1	4	0		
1971—Jim Sweeney	4	7	0	2	5	0	0	0	0	3	4	0			1	3	0		
1972—Jim Sweeney	7	4	0	4	3	0	3	1	0	3	2	0	0	1	0	1	0	0	Bill Moos
1973—Jim Sweeney	5	6	0	4	3	0	3	0	0	2	5	0			0	1	0	Tom Poe, Greg Craighead	

109 YEARS OF COUGAR FOOTBALL

YEAR-COACH	OVERALL			CONF.			HOME			AWAY			NEUTRAL			SPOKANE			CAPTAINS
	W	L	T	W	L	T	W	L	T	W	L	T	W	L	T	W	L	T	
1974—Jim Sweeney	2	9	0	1	6	0	1	2	0	1	4	0	0	1	0	0	2	0	
1975—Jim Sweeney	3	8	0	0	7	0	1	2	0	2	5	0				0	1	0	
1976—Jackie Sherrill	3	8	0	2	5	0	2	1	0	1	5	0	0	1	0	0	1	0	
1977—Warren Powers	7	4	0	3	4	0	3	0	0	3	4	0				1	0	0	
1978—Jim Walden	4	6	1	2	6	0	1	2	0	1	3	1				2	1	0	
1979—Jim Walden	5	6	0	4	4	0	1	1	0	3	3	0	0	1	0	1	1	0	
1980—Jim Walden	4	7	0	3	4	0	2	2	0	2	3	0				0	2	0	Samoa, Kennedy, Fiones, Pelluer
1981—Jim Walden	8	3	1	5	2	1	3	0	1	3	2	0	0	1	0	2	0	0	Beach, McKay, Walker, Sorensen
1982—Jim Walden	3	7	1	2	4	1	1	2	1	1	4	0				1	1	0	
1983—Jim Walden	7	4	0	5	3	0	2	2	0	3	2	0				2	0	0	
1984—Jim Walden	6	5	0	4	3	0	3	2	0	3	3	0							
1985—Jim Walden	4	7	0	3	5	0	2	3	0	2	4	0							Cedric Brown, Mark Rypien, Rueben Mayes, Eric Howard
1986—Jim Walden	3	7	1	2	6	1	3	3	0	0	4	1							Porter, Taylor, Reynolds, Forde
1987—Dennis Erickson	3	7	1	1	5	1	3	2	0	0	5	0	0	0	1				Leighton, Calvin, Forde, Hasty
1988—Dennis Erickson	9	3	0	5	3	0	3	2	0	5	1	0	1	0	0				Timm Rosenbach, Ivan Cook
1989—Mike Price	6	5	0	3	5	0	3	2	0	3	3	0							Grayson, Savage, Husby, Stallworth
1990—Mike Price	3	8	0	2	6	0	1	4	0	2	4	0							Brad Gossen, Chris Moton
1991—Mike Price	4	7	0	3	5	0	2	3	0	2	4	0							Lewis Bush, Lee Tilleman
1992—Mike Price	9	3	0	5	3	0	5	1	0	3	2	0	1	0	0				Garman, Bush, Wright-Fair
1993—Mike Price	5	6	0	3	5	0	4	1	0	1	5	0							Pattinson, McClanahan, Waldron
1994—Mike Price	8	4	0	5	3	0	3	2	0	4	2	0	1	0	0				Childs, Reis, Hayes
1995—Mike Price	3	8	0	2	6	0	3	2	0	0	6	0							Chris Hayes, Marc McCloskey
1996—Mike Price	5	6	0	3	5	0	3	2	0	2	4	0							James Darling, Scott Sanderson
1997—Mike Price	10	2	0	7	1	0	6	0	0	4	1	0	0	1	0				Cory Withrow, Dorian Boose
1998—Mike Price	3	8	0	0	8	0	2	4	0	1	4	0							Rainville, Holmes, Gleason
1999—Mike Price	3	9	0	1	7	0	2	4	0	1	5	0							Gleason, Taylor, Hollimon
2000—Mike Price	4	7	0	2	6	0	1	5	0	3	2	0							Gesser, Zubedi, Matson, Hawkins
2001—Mike Price	10	2	0	6	2	0	5	1	0	4	1	0	1	0	0				Gesser, Thielbahr, Newman, Minnich
2002—Mike Price	10	3	0	7	1	0	6	1	0	4	1	0	0	1	0				Gesser, Trufant, Nettles
2003—Bill Doba	10	3	0	6	2	0	6	0	0	3	3	0	1	0	0				Kegel, Coleman, Genatone
2004—Bill Doba	5	6	0	3	5	0	2	3	0	3	2	0	0	1	0				Swogger, Lightbody, Abdullah, Derting
WSU'S ALL-TIME TOTALS	477	452	46	238	295	24	217	115	15	214	271	22	15	27	6	31	40	2	
TOTAL GAMES	975			557			347			507			48			73			
WINNING PERCENTAGE	.519			.449			.647			.444			.375			.438			

THE CHIEFS



Four of Washington State's early football coaches were graduates of the Carlisle Indian School in Pennsylvania. They were (far left) Frank Shively (1898-99, 1-1-1 record), (second from left) William "Lone Star" Dietz (1915-17, 17-2-1 record, including Rose Bowl team from 1915), (second from right) Gus Welch (1919-22, 16-10-1 record) and (far right) A. A. Exendine (1923-25, 6-13-4 record).

ASSISTANT FOOTBALL COACHES, 1960-2004

LAST NAME	FIRST NAME	TENURE	YEARS	HEAD COACHES
Adams	Sam	1966-1967	2	Sutherland
*Akey	Robb	1999-Present	6	Price/Doba
Arnold	Dave	1987-1988	2	Erickson
Ball	Chris	2000-2003	3	Price
Beechner	Dick	1977-1977	1	Powers
Blier	Ray	1960-1963	4	Sutherland
Block	King	1964-1967	4	Clark
Bratkowski	Bob	1987-1988	2	Erickson
Braun	Ray	1972-1973	2	Sweeney
Bray	Craig	1987-1988	2	Erickson
Bray	Craig	1994-2000	6	Price
Burrow	Jim	1982-1986	5	Walden
Burnett	Leon	1971-1971	1	Sweeney
*Burnett	Leon	2003-Present	2	Doba
Campbell	Hugh	1968-1968	1	Sweeney
Campo	Dave	1976-1976	1	Sherrill
Carlson	Roy	1960-1961	2	Sutherland
Carr	Gerald	1989-1990	2	Price
Chatfield	Chuck	1961-1962	2	Sutherland
Church	Mike	1976-1977	2	Sherrill/Powers
Cody	Ed	1961-1961	1	Sutherland
Connelly	Bob	2001-2002	2	Price
Cords	Bill	1972-1976	5	Sweeney/Sherrill
Cubley	Walt	1969-1974	6	Sweeney
Daniels	John	1981-1981	1	Walden
Diedrick	Bill	1989-1990	2	Price
Doba	Bill	1989-2002	14	Price
Donovan	Larry	1972-1975	4	Sweeney
Dunn	Kasey	1998-2002	5	Price
Ellerbe	Roosevelt	1970-1970	1	Sweeney
Elliott	Dave	1979-1986	8	Walden
Elway	Jack	1971-1975	4	Sweeney
Emanuel	Gary	1994-1996	3	Price
Enos	Rod	1962-1963	2	Sweeney
Erickson	Pinky	1968-1970	3	Sweeney
Erkenbeck	Jim	1968-1971	4	Sweeney
Everson	Tom	1987-1988	2	Erickson
Fabris	Jon	1983-1985	4	Walden
Faiman	John	1977-1977	1	Powers
Gagnon	Gary	1978-1986	9	Walden
Gambold	Bob	1956-1960	5	Sutherland
Glover	Rich	1977-1980	4	Walden
*Greene	Ken	2003-Present	2	Doba
Hampton	Russ	1961-1963	3	Sutherland
Holland	Sonny	1968-1968	1	Sweeney
Hughes	Lindsey	1978-1986	9	Walden
Jankovich	Sam	1968-1971	4	Sweeney
Karmelowicz	Bob	1987-1988	2	Erickson
Keele	Tom	1974-1975	2	Sweeney
Kirby	Rod	1976-1976	1	Sherrill
Lappano	Tim	1987-1991	5	Erickson/Price
Leahy	Bob	1976-1976	1	Sherrill
*Levenseller	Mike	1992-Present	13	Price/Doba
Lewis	Larry	1989-1998	10	Price
Lincoln	Keith	1971-1972	2	Sweeney
Lindsey	Don	1968-1969	2	Sweeney

LAST NAME	FIRST NAME	TENURE	YEARS	HEAD COACHES
Livingston	Lawrence	1995-1997	3	Price
Lubick	Sonny	1988-1988	1	Erickson
Martin	Jerry	1963-1963	1	Sutherland
Marvin	Joe	1964-1965	2	Clark
McDonell	John	1989-2000	12	Price
Mims	Ron	1972-1975	4	Sweeney
Morton	Steve	1978-1986	9	Walden
Nelson	John	1964-1967	4	Clark
Niemi	Laurie	1960-1960	1	Sutherland
Niemi	Laurie	1964-1967	4	Clark
Okuneff	Gerry	1962-1962	1	Sutherland
Padilla	Bob	1980-1981	2	Walden
Parry	Tom	1960-1960	1	Sutherland
Patterson	Andre	1992-1993	2	Price
*Pflugrad	Robin	2001-Present	4	Price/Doba
Porter	George	1963-1963	1	Sutherland
Preston	Buzz	1994-1997	4	Price
Price	Aaron	2001-2002	2	Price
Price	Eric	1998-2000	3	Price
Price	Mike	1974-1977	4	Sweeney/Sherrill/ Powers
Ricardo	Scott	1980-1980	1	Walden
Roach	Dick	1974-1975	2	Sweeney
*Rosenbach	Timm	2003-Present	2	Doba
Ruel	Pat	1978-1981	6	Walden
Sandahl	Al	1978-1978	1	Walden
Shanley	Jim	1964-1970	7	Clark/Sweeney
Simpson	Bob	1969-1973	5	Sweeney
*Skipper	Kelly	2003-Present	2	Doba
Smith	Gregg	1987-1988	2	Erickson
Smith	John L.	1987-1988	2	Erickson
Smith	Rowland	1964-1967	4	Clark
Tiller	Joe	1971-1973	3	Sweeney
Tiller	Joe	1989-1990	2	Price
Tippett	Howard	1976-1976	1	Sherrill
Walden	Jim	1977-1977	1	Powers
Walker	Dave	1976-1979	4	Walden
*Walker	Mike	1997-Present	8	Price/Doba
Wamsley	Jerry	1978-1978	1	Walden
Wheeler	Harold	1979-1982	4	Walden
Wight	Del	1982-1985	4	Walden
Wight	Del	1991-1991	1	Price
Williams	Ted	1991-1993	3	Price
Wood	Alex	1987-1988	2	Erickson
Woody	Ken	1978-1986	9	Walden
Yaralian	Zaven	1977-1977	1	Powers
Yarno	George	1991-1994	4	Price
		2003-Present	2	Doba
Zeches	Jim	1989-2000	12	Price
Zimmer	Mike	1989-1993	5	Price

WSU HEAD COACHES, 1960-Present: Jim Sutherland 1956-63; Bert Clark 1964-67; Jim Sweeney 1968-75; Jackie Sherrill 1976; Warren Powers 1977; Jim Walden 1978-86; Dennis Erickson 1987-88; Mike Price 1989-2002, Bill Doba 2003-Present.

* = Currently on the staff

WSU FOOTBALL COACHES, 1894-2004

1894: William Goodyear
1895: Fred W. Waite
1896: David A. Brodie
1897: Robert R. Gailey
1898: Frank Shively
1899: Frank Shively
1900: William L. Allen
1901: W. H. Namack
1902: W. H. Namack
Assistant: Charles Goodsell
1903: J. N. Ashmore
1904: Everett M. Sweeley
1905: John R. Bender
1906: John R. Bender
1907: John R. Bender
1908: Walter Rheinschild
Assistant: Ralph "Fat" Rader
1909: William S. Kienholz
1910: Oscar P. Osthoff
Assistant: Ralph Huston
1911: Oscar P. Osthoff
Assistant: J. E. Thornton
1912: John R. Bender
1913: John R. Bender
1914: John R. Bender
1915: William H. "Lone Star" Dietz
Assistant: Tom Tyrer
1916: William H. "Lone Star" Dietz
1917: William H. "Lone Star" Dietz
1918: Emory Alvord
1919: Gustavus "Gus" Welch
1920: Gustavus "Gus" Welch
Assistant: Harry A. "Hack" Applequist
1921: Gustavus "Gus" Welch
Assistant: "Hack" Applequist
1922: Gustavus "Gus" Welch
Assistant: "Hack" Applequist
1923: Gustavus "Gus" Welch
Assistant: "Hack" Applequist
1924: Albert A. Exendine
Assistant: "Hack" Applequist
1925: Albert A. Exendine
Assistant: "Hack" Applequist
1926: Orin E. "Babe" Hollingbery
Assistants: Arthur B. "Buck" Bailey and Karl Schlademan
1927: Orin E. "Babe" Hollingbery
Assistants: "Buck" Bailey and Karl Schlademan
1928: Orin E. "Babe" Hollingbery
Assistants: "Buck" Bailey and Karl Schlademan
1929: Orin E. "Babe" Hollingbery
Assistants: "Buck" Bailey and Karl Schlademan
1930: Orin E. "Babe" Hollingbery
Assistants: "Buck" Bailey and Karl Schlademan
1931: Orin E. "Babe" Hollingbery
Assistants: "Buck" Bailey and Karl Schlademan
1932: Orin E. "Babe" Hollingbery
Assistants: "Buck" Bailey and Karl Schlademan
1933: Orin E. "Babe" Hollingbery
Assistants: "Buck" Bailey and Karl Schlademan
1934: Orin E. "Babe" Hollingbery
Assistants: "Buck" Bailey and Karl Schlademan
1935: Orin E. "Babe" Hollingbery
Assistants: "Buck" Bailey and Karl Schlademan
1936: Orin E. "Babe" Hollingbery
Assistants: "Buck" Bailey and Karl Schlademan
1937: Orin E. "Babe" Hollingbery
Assistants: "Buck" Bailey and Karl Schlademan
1938: Orin E. "Babe" Hollingbery
Assistants: "Buck" Bailey and Karl Schlademan
1939: Orin E. "Babe" Hollingbery
Assistants: "Buck" Bailey and Karl Schlademan

1940: Orin E. "Babe" Hollingbery
Assistants: "Buck" Bailey and Karl Schlademan
1941: Orin E. "Babe" Hollingbery
Assistants: "Buck" Bailey and Karl Schlademan
1942: Orin E. "Babe" Hollingbery
Assistants: "Buck" Bailey and Karl Schlademan
1943: (No football. WWII)
1944: (No football. WWII)
1945: Phil Sorboe
Assistants: "Buck" Bailey, Bob Campbell, Felix Fletcher, and Dick Farman.
1946: Phil Sorboe
Assistants: "Buck" Bailey, Elmer Huhta, Jimmy Ennis, Herb Godfrey, and Bill Sewell.
1947: Phil Sorboe
Assistants: "Buck" Bailey, Jimmy Ennis, Al Hoptowitz, and Bill Sewell.
1948: Phil Sarboe
Assistants: "Buck" Bailey, Bill Sewell, Joe Angelo, and Roy Sandberg.
1949: Phil Sarboe
Assistants: "Buck" Bailey, Joe Angelo, Dan Stavely and Tony Blazine
1950: Forest Evashevski
Assistants: Al Kircher, Ed Frutig, Bob Flora and "Buck" Bailey
1951: Forest Evashevski
Assistants: Al Kircher, Ed Frutig, Bob Flora and "Buck" Bailey
1952: Alton S. "Al" Kircher
Assistants: Dan Stavely, Dale Gentry, Roger Grove, Bob Gambold and "Buck" Bailey
1953: Alton S. "Al" Kircher
Assistants: Dan Stavely, Dale Gentry, Roger Grove and "Buck" Bailey
1954: Alton S. "Al" Kircher
Assistants: Mike Scarry, Dan Stavely, Dale Gentry, Roger Grove and "Buck" Bailey
1955: Alton S. "Al" Kircher
Assistants: Mike Scarry, Dale Gentry, Dan Stavely and "Buck" Bailey
1956: Jim Sutherland
Assistants: Leon McLaughlin, Dan Stavely, Bob Gambold, Lloyd Torchio and "Buck" Bailey
1957: Jim Sutherland
Assistants: Dan Stavely, Bob Gambold, Lloyd Torchio and Jim Lounsberry
1958: Jim Sutherland
Assistants: Bob Gambold, Jim Lounsberry, Lloyd Torchio, and Laurie Niemi
1959: Jim Sutherland
Assistants: Bob Gambold, Laurie Niemi, Roy Carlson and Tom Parry
1960: Jim Sutherland
Assistants: Bob Gambold, Laurie Niemi, Roy Carlson, Tom Parry and Ray Blier
1961: Jim Sutherland
Assistants: Roy Carlson, Ray Blier, Ed Cody, Chuck Chatfield and Russ Hampton
1962: Jim Sutherland
Assistants: Ray Blier, Chuck Chatfield, Russ Hampton, Rod Enos and Gerry Okuneff
1963: Jim Sutherland
Assistants: Ray Blier, Russ Hampton, Rod Enos, Jerry Martin and George Porter
1964: Bert Clark
Assistants: Laurie Niemi, King Block, Rowland "Red" Smith, Joe Marvin, Jim Shanley and John Nelson
1965: Bert Clark
Assistants: Laurie Niemi, King Block, "Red" Smith, Joe Marvin, Jim Shanley and John Nelson
1966: Bert Clark
Assistants: Laurie Niemi, King Block, "Red" Smith, Jim Shanley, John Nelson and Sam Adams
1967: Bert Clark
Assistants: Laurie Niemi, King Block, "Red" Smith, Jim Shanley, John Nelson and Sam Adams

1968: Jim Sweeney
Assistants: Sam Jankovich, Robert "Pinky" Erickson, Jim Erkenbeck, Allyn "Sonny" Holland, Jim Shanley, Don Lindsey and Hugh Campbell
1969: Jim Sweeney
Assistants: Sam Jankovich, Jim Shanley, Don Lindsey, Jim Erkenbeck, Bob Simpson, "Pinky" Erickson, and Walt Cubley
1970: Jim Sweeney
Assistants: Sam Jankovich, Jim Shanley, Jim Erkenbeck, Bob Simpson, "Pinky" Erickson, Walt Cubley and Roosevelt Ellerbe
1971: Jim Sweeney
Assistants: Sam Jankovich, Jim Erkenbeck, Bob Simpson, Leon Burtnett, Joe Tiller, and Keith Lincoln
1972: Jim Sweeney
Assistants: Bob Simpson, Joe Tiller, Walt Cubley, Keith Lincoln, Ray Braun, Larry Donovan, Bill Cords, Jack Elway and Ron Mims
1973: Jim Sweeney
Assistants: Bob Simpson, Joe Tiller, Walt Cubley, Ray Braun, Larry Donovan, Jack Elway, Bill Cords and Ron Mims
1974: Jim Sweeney
Assistants: Walt Cubley, Larry Donovan, Jack Elway, Bill Cords, Ron Mims, Tom Keele, Mike Price and Dick Roach
1975: Jim Sweeney
Assistants: Larry Donovan, Jack Elway, Bill Cords, Tom Keele, Ron Mims, Mike Price and Dick Roach
1976: Jackie Sherrill
Assistants: Bob Leahy, Howard Tippett, Bill Cords, Dave Walker, Mike Price, Dave Campo, Ron Kirby, and Michael Church
1977: Warren Powers
Assistants: Dick Beechner, Mike Price, Dave Walker, Jim Walden, Rich Glover, John Faiman, Michael Church, and Zaven Yarialian
1978: Jim Walden
Assistants: Mike Church, Gary Gagnon, Rich Glover, Lindsay Hughes, Steve Morton, Pat Ruel, Al Sandahl, Dave Walker, Jerry Wamsley, and Ken Woody
1979: Jim Walden
Assistants: Dave Elliott, Gary Gagnon, Rich Glover, Lindsay Hughes, Steve Morton, Pat Ruel, Dave Walker, Harold Wheeler, and Ken Woody
1980: Jim Walden
Assistants: Dave Elliott, Gary Gagnon, Rich Glover, Lindsay Hughes, Steve Morton, Bob Padilla, Scott Ricardo, Pat Ruel, and Ken Woody
1981: Jim Walden
Assistants: John Daniels, Dave Elliott, Gary Gagnon, Lindsay Hughes, Steve Morton, Pat Ruel, Melvin Sanderson, Harold Wheeler, Ken Woody
1982: Jim Walden
Assistants: Jim Burrow, Dave Elliott, Gary Gagnon, Lindsay Hughes, Steve Morton, Melvin Sanders, Harold Wheeler, Del Wight, and Ken Woody
1983: Jim Walden
Assistants: Jim Burrow, Dave Elliott, Jon Fabris, Gary Gagnon, Lindsay Hughes, Steve Morton, Mel Sanders, Del Wight, and Ken Woody
1984: Jim Walden
Assistants: John Daniels, Dave Elliott, Gary Gagnon, Lindsay Hughes, Steve Morton, Bob Padilla, Pat Ruel, Mel Sanders, Harold Wheeler, and Ken Woody
1985: Jim Walden
Assistants: Jim Burrow, Dave Elliott, Jon Fabris, Gary Gagnon, Lindsay Hughes, Steve Morton, Mel Sanders, Del Wight, and Ken Woody
1986: Jim Walden
Assistants: Jim Burrow, Dave Elliott, Jon Fabris, Gary Gagnon, Lindsay Hughes, Steve Morton, Mel Sanders, Del Wight and Ken Woody

1987: Dennis Erickson
Assistants: Dave Arnold, Bob Bratkowski, Craig Bray, Tom Everson, Bob Karmelowicz, Tim Lappano, Gregg Smith, John Smith, and Alex Wood
1988: Dennis Erickson
Assistants: Dave Arnold, Bob Bratkowski, Craig Bray, Tom Everson, Bob Karmelowicz, Tim Lappano, Gregg Smith, John Smith, and Alex Wood
1989: Mike Price
Assistants: Joe Tiller, Mike Zimmer, Gerald Carr, Bill Diedrick, Bill Doba, Tim Lappano, Larry Lewis, John McDonell, and Jim Zeches
1990: Mike Price
Assistants: Joe Tiller, Mike Zimmer, Gerald Carr, Bill Diedrick, Bill Doba, Tim Lappano, Larry Lewis, John McDonell, and Jim Zeches
1991: Mike Price
Assistants: George Yarno, Mike Zimmer, Ted Williams, Del Wight, Bill Doba, Tim Lappano, Larry Lewis, John McDonell, and Jim Zeches
1992: Mike Price
Assistants: Bill Doba, Mike Zimmer, Ted Williams, Mike Levenseller, Larry Lewis, John McDonell, Andre Patterson, George Yarno, and Jim Zeches
1993: Mike Price
Assistants: Bill Doba, Mike Zimmer, Ted Williams, Mike Levenseller, Larry Lewis, John McDonell, Andre Patterson, George Yarno, and Jim Zeches
1994: Mike Price
Assistants: Larry Lewis, Bill Doba, John McDonell, Craig Bray, Buzz Preston, Mike Levenseller, Gary Emanuel, George Yarno, and Jim Zeches
1995: Mike Price
Assistants: Craig Bray, Bill Doba, Gary Emanuel, Mike Levenseller, Larry Lewis, Lawrence Livingston, John McDonell, Buzz Preston, Jim Zeches.
1996: Mike Price
Assistants: Craig Bray, Bill Doba, Gary Emanuel, Mike Levenseller, Larry Lewis, Lawrence Livingston, John McDonell, Buzz Preston, Jim Zeches.
1997: Mike Price
Assistants: Craig Bray, Bill Doba, Mike Levenseller, Larry Lewis, Lawrence Livingston, John McDonell, Buzz Preston, Mike Walker, Jim Zeches.
1998: Mike Price
Assistants: Craig Bray, Bill Doba, Kasey Dunn, Mike Levenseller, Larry Lewis, John McDonell, Eric Price, Mike Walker, Jim Zeches.
1999: Mike Price
Assistants: Robb Akey, Craig Bray, Bill Doba, Kasey Dunn, Mike Levenseller, JohnMcDonell, Eric Price, Mike Walker, Jim Zeches.
2000: Mike Price
Assistants: Robb Akey, Chris Ball, Bill Doba, Kasey Dunn, Mike Levenseller, JohnMcDonell, Eric Price, Mike Walker, Jim Zeches.
2001: Mike Price
Assistants: Robb Akey, Chris Ball, Bob Connelly, Bill Doba, Kasey Dunn, Mike Levenseller, Aaron Price, Mike Walker, Robin Pflugrad.
2002: Mike Price
Assistants: Robb Akey, Chris Ball, Bob Connelly, Bill Doba, Kasey, Dunn, Mike Levenseller, Robin Pflugrad, Aaron Price, Mike Walker.
2003: Bill Doba
Assistants: Robb Akey, Leon Burtnett, Ken Greene, Mike Levenseller, Robin Pflugrad, Timm Rosenbach, Kelly Skipper, Mike Walker, George Yarno
2004: Bill Doba
Assistants: Robb Akey, Leon Burtnett, Ken Greene, Mike Levenseller, Robin Pflugrad, Timm Rosenbach, Kelly Skipper, Mike Walker, George Yarno

WSU ALL-TIME RECORD VS. OPPONENTS

(Teams in **bold** are the 2005 opponents)

FIRST-LAST GAME	SCHOOL	WSU WON	WSU LOST	WSU TIED	WSU POINTS	POINTS AGAINST	PERCENT WSU WINS
1930-1930	Alabama, University of (Rose Bowl)	0	1	0	0	24	.000
1963-2004	Arizona, University of	13	20	0	743	822	.394
1960-2004	Arizona State University	12	17	2	764	833	.419
1963-1980	Army	1	1	1	52	62	.500
1984-1984	Ball State	1	0	0	16	14	1.000
1952-1967	Baylor University	0	3	0	18	61	.000
1906-1907	Blair Business College	2	0	0	97	0	1.000
1908-1913	Bremerton Navy	2	0	0	70	12	1.000
1981-1990	Brigham Young	1	2	0	118	129	.333
1997-2001	Boise State	4	0	0	174	77	1.000
1915-1915	Brown University (Rose Bowl)	1	0	0	14	0	1.000
1910-2002	California, University of	25	36	5	1153	1494	.425
1926-1932	College of Idaho	7	0	0	315	12	1.000
1981-2004	Colorado, University of	2	4	0	109	121	.333
1896-1896	Company C-NWG	1	0	0	24	0	1.000
1909-1960	Denver, University of	0	2	0	32	39	.000
1934-1934	Detroit, University of	0	1	0	0	6	.000
1907-1908	Eastern Washington State University	2	0	0	119	0	1.000
1987-1994	Fresno State	3	1	0	134	98	.750
1911-1941	Gonzaga University	18	5	3	497	120	.750
2005-2005	Grambling State University	0	0	0	0	0	.000
1925-1999	Hawaii, University of	2	1	0	61	41	.667
1925-1925	Honolulu All-Stars	1	0	0	24	7	1.000
1929-1929	Honolulu Townies	1	0	0	12	0	1.000
1959-1988	Houston, University of	2	1	0	63	61	.667
1894-2004	Idaho, University of	67	17	3	1778	664	.787
1969-1998	Illinois, University of (Urbana-Champaign)	5	2	0	168	114	.714
1961-1965	Indiana University (Bloomington)	2	1	0	36	55	.667
1953-1969	Iowa, University of	1	3	1	81	149	.300
1955-1977	Kansas, University of	2	7	0	110	218	.222
1896-1905	Lewiston	4	1	1	102	18	.750
1997-1998	Louisiana-Lafayette	2	0	0	121	7	1.000
1983-1997	Michigan, University of	0	4	0	65	126	.000
1942-1977	Michigan State University	2	5	0	95	103	.286
1965-1988	Minnesota, University of (Minneapolis)	3	2	0	111	111	.600
1961-1961	Missouri, University of (Columbia)	0	1	0	6	28	.000
1903-1995	Montana, University of	32	2	0	886	178	.941
1905-2001	Montana State University	6	0	0	263	84	1.000
1927-1929	Mount St. Charles	1	0	1	44	6	.750
1910-1919	Multnomah Athletic Club (Portland)	2	1	0	58	7	.667
1920-1995	Nebraska, University of (Lincoln)	3	1	0	95	77	.750
2002-2002	Nevada-Reno	1	0	0	31	7	1.000
1978-1991	Nevada-Las Vegas	4	0	0	149	62	1.000
2003-2004	New Mexico	2	0	0	44	30	1.000
1958-1958	Northwestern University	0	1	0	28	29	.000
2003-2003	Notre Dame	0	1	0	26	29	1.000
1952-1991	Ohio State University	0	7	0	97	274	.000
1938-1968	Oklahoma, University of	0	2	0	0	49	.000
1951-1952	Oklahoma State University	2	0	0	36	20	1.000
1901-2004	Oregon, University of	37	38	7	1401	1493	.494
1903-2004	Oregon State University	46	40	3	1457	1236	.534
1953-1993	Pacific, University of (Stockton)	8	5	0	308	171	.615
1902-1924	Pacific, University of (Oregon)	2	1	0	89	6	.667
1947-1948	Penn State University	0	2	0	6	34	.000
1995-1995	Pittsburgh	0	1	0	13	17	.000

WSU ALL-TIME RECORD VS. OPPONENTS

(Teams in bold face are the 2005 opponents)

FIRST-LAST GAME	SCHOOL	WSU WON	WSU LOST	WSU TIED	WSU POINTS	POINTS AGAINST	PERCENT WSU WINS
1947-1947	Portland, University of	1	0	0	35	0	1.000
1903-1936	Puget Sound, University of	3	0	1	176	6	.875
1955-1996	San Jose State University	7	4	1	334	166	.625
1951-1951	Santa Clara, University of	1	0	0	34	20	1.000
1942-1942	Second Air Force	0	0	1	6	6	.000
1921-2004	Southern California, University of	8	52	4	809	1832	.156
1895-1907	Spokane Athletic Club	7	0	0	151	12	1.000
1984-1905	Spokane High School	2	1	0	91	18	.667
1908-1908	Spokane YMCA	1	0	0	33	0	1.000
1907-1907	St. Louis University	1	0	0	11	0	1.000
1934-1935	St. Mary's College (California)	0	1	1	13	16	.000
1936-2004	Stanford University	23	31	1	1124	1573	.427
1979-1979	Syracuse University	0	1	0	25	52	.000
1992-1996	Temple	2	0	0	89	44	1.000
1980-1994	Tennessee	1	4	0	114	113	.200
1954-2003	Texas, University of	1	2	0	50	101	.333
1941-1942	Texas A&M University	0	2	0	0	28	.000
1953-1990	Texas Christian University	1	1	0	28	24	.500
1963-1964	Texas Tech University	0	2	0	17	44	.000
1931-1931	Tulane University	0	1	0	14	28	.000
1928-2004	UCLA	16	34	1	931	1421	.324
1966-2000	Utah, University of	5	5	0	273	273	.500
1949-1961	Utah State University	2	1	0	93	40	.667
1930-1965	Villanova University	2	0	0	37	14	1.000
1900-1900	Walla Walla Athletic Club	1	0	0	5	0	1.000
1900-2004	Washington, University of	28	63	6	1291	2025	.320
1897-1929	Whitman College	18	3	1	366	104	.841
1905-1935	Willamette University	2	1	0	66	11	.667
1976-1976	Wisconsin	0	1	0	26	35	.000
1962-1990	Wyoming, University of	3	2	0	113	128	.600
1909-1909	Whitworth of Tacoma	1	0	0	38	0	1.000
1917-1917	362nd Infantry	0	0	1	0	0	.000

Mel Hein, arguably WSU's best football player of all time, has been winning awards since his playing days in the late 1920s. Even after his death in 1992, Hein is collecting awards and recognition.

Hein was an All-American and member of WSU's 1931 Rose Bowl team. He then went on to an amazing career with the New York Giants. Despite having not played since 1945 and obviously not seen by most of today's players, coaches and fans, Hein's legend status lives on.

The latest honor accorded Hein was his selection to the Walter Camp Foundation's All-Century College Football Team. The 20th century was just drawing to a close in December, 1999, when the who's who of college football players was announced and there was Hein's name as one of the three greatest centers to ever play the college game.

In addition, Hein has also been picked to professional football's all-time team and is a member of the College Football Hall of Fame and the Pro Football Hall of Fame.



YEAR-BY-YEAR SCORES

1894-1915

COUGAR FOOTBALL



1894 (1-1-0)

DATE	OPP	SCORE	W/L	ATT	LOC
N. 18	Idaho	10-0	W	NAA	
N. 29	Spokane HS	0-18	L	1,500	A

Coach: William Goodyear

1895 (2-0-0)

DATE	OPP	SCORE	W/L	ATT	LOC
N. 9	Idaho	10-4	W	500	H
N. 28	Spokane AC	26-4	W	1,100	A

Coach: F. W. Waite

1896 (2-0-1)

DATE	OPP	SCORE	W/L	ATT	LOC
N. 14	Lewiston AA	26-0	W	NA	H
N. 26	Company C, NGW	24-0	W	NA	Colfax
D. 5	Lewiston AA	6-6	T	NA	A

Coach: D. A. Brodie

1897 (2-0-0)

DATE	OPP	SCORE	W/L	ATT	LOC
N. 13	Spokane AC	16-8	W	NA	A
N. 25	Whitman	16-4	W	NA	A

Coach: Robert R. Galley

1898 (0-0-1)

DATE	OPP	SCORE	W/L	ATT	LOC
N. 5	Whitman	0-0	T	NA	H

Coach: Frank Shively

1899 (1-1-0)

DATE	OPP	SCORE	W/L	ATT	LOC
O. 28	Idaho	11-0	W	500	H
N. 10	Whitman	10-11	L	NA	A

Coach: Frank Shively

1900 (4-0-1)

DATE	OPP	SCORE	W/L	ATT	LOC
O. 13	Lewiston AA	2-0	W	NA	A
O. 20	Spokane AC	6-0	W	NA	H
N. 10	Walla Walla AC	5-0	W	NA	A
N. 24	Spokane AC	21-0	W	NA	A
N. 29	Washington	5-5	T	1,500	A

Coach: William Allen

1901 (4-1-0)

DATE	OPP	SCORE	W/L	ATT	LOC
O. 18	Lewiston Normal	16-0	W	NA	H
O. 25	Idaho	0-5	L	NA	A
N. 1	Washington	10-0	W	NA	H
N. 9	Oregon	16-0	W	NA	H
N. 28	Whitman	5-2	W	NA	A

Coach: William Namack

1902 (2-3-0)

DATE	OPP	SCORE	W/L	ATT	LOC
O. 11	Lewiston Normal	0-12	L	300	A
O. 18	Pacific (Oregon)	5-6	L	NA	H
O. 24	Idaho	17-0	W	NA	H
N. 1	Whitman	6-5	W	NA	H
N. 27	Washington	0-16	L	4,000	A

Coach: William Allen

1903 (3-3-2)

DATE	OPP	SCORE	W/L	ATT	LOC
O. 3	Spokane High School	40-0	W	NA	H
O. 14	Puget Sound	0-0	T	NA	H
O. 23	Idaho	0-32	L	NA	A
O. 30	Washington	0-10	L	NA	H
N. 7	Oregon	0-0	T	NA	A
N. 11	Oregon State	0-6	L	NA	A
N. 21	Montana	34-0	W	NA	H
N. 26	Whitman	18-6	W	1,500	A

Coach: James N. Ashmore

1904 (2-2-0)

DATE	OPP	SCORE	W/L	ATT	LOC
O. 21	Idaho	0-5	L	1,500	H
O. 29	Washington	6-12	L	NA	A
N. 16	Montana	6-5	W	NA	A
N. 24	Whitman	34-4	W	1,000	A

Coach: Everett M. Sweeley

1905 (4-4-0)

DATE	OPP	SCORE	W/L	ATT	LOC
S. 30	Spokane High School	51-0	W	350	H
O. 7	Lewiston High School	52-0	W	400	H
O. 11	Montana State	32-0	W	600	H
O. 18	Willamette	6-11	L	600	Salem
O. 21	Oregon State	0-29	L	NA	A
O. 28	Montana	28-6	W	600	H
N. 10	Idaho	0-5	L	500	A
N. 30	Whitman	6-10	L	700	A

Coach: Everett M. Sweeley

1906 (6-0-0)

DATE	OPP	SCORE	W/L	ATT	LOC
O. 13	Blair Business College	11-0	W	NA	H
O. 19	Montana	5-0	W	NA	A
N. 3	Spokane AC	4-0	W	350	A
N. 9	Idaho	10-0	W	NA	H
N. 17	Spokane AC	8-0	W	NA	A
N. 24	Whitman	6-0	W	1,000	H

Coach: John R. Bender

1907 (7-1-0)

DATE	OPP	SCORE	W/L	ATT	LOC
O. 5	Eastern Washington	46-0	W	NA	H
O. 12	Blair Business College	86-0	W	NA	H
O. 18	Montana	38-0	W	NA	H
O. 26	Spokane AC	70-0	W	NA	H
N. 8	Idaho	4-5	L	2,000	A
N. 21	Washington	11-5	W	3,000	A
N. 28	Whitman	16-8	W	2,000	A
D. 25	St. Louis	11-0	W	NA	S

Coach: John R. Bender

1908 (4-0-2)

DATE	OPP	SCORE	W/L	ATT	LOC
O. 10	Eastern Washington	73-0	W	NA	H
O. 17	Spokane YMCA	33-0	W	NA	H
O. 30	Bremerton Navy	44-0	W	NA	H
N. 7	Washington	6-6	T	NA	A
N. 14	Idaho	4-4	T	NA	H
N. 21	Whitman	4-0	W	NA	H

Coach: Walter Rheinschild

1909 (4-1-0)

DATE	OPP	SCORE	W/L	ATT	LOC
O. 20	Puget Sound	74-0	W	NA	H
N. 5	Idaho	18-0	W	NA	A
N. 16	Whitworth of Tacoma	38-0	W	NA	H
N. 28	Whitman	23-6	W	NA	A
D. 4	Denver	6-11	L	NA	S

Coach: William S. Kienholz

1910 (2-3-0)

DATE	OPP	SCORE	W/L	ATT	LOC
O. 21	Idaho	5-9	L	NA	H
O. 29	Oregon State	3-9	L	NA	P
N. 1	Multnomah AC	9-0	W	NA	P
N. 12	Washington	0-16	L	2,600	S
N. 24	Whitman	8-0	W	NA	A

Coach: Oscar P. Osthoff

1911 (3-3-0)

DATE	OPP	SCORE	W/L	ATT	LOC
O. 7	Gonzaga	58-0	W	NA	H
O. 20	Idaho	17-0	W	NA	A
O. 27	Oregon	0-6	L	NA	H
N. 11	Oregon State	0-6	L	NA	A
N. 18	Whitman	11-0	W	NA	S
N. 30	Washington	6-30	L	6,000	A

Coach: Oscar P. Osthoff

1912 (2-3-0)

DATE	OPP	SCORE	W/L	ATT	LOC
O. 18	Idaho	0-13	L	3,000	H
O. 26	Oregon	7-0	W	NA	A
N. 1	Oregon State	10-9	W	NA	H
N. 9	Whitman	0-30	L	NA	S
N. 28	Washington	0-19	L	NA	A

Coach: John R. Bender

1913 (4-4-0)

DATE	OPP	SCORE	W/L	ATT	LOC
O. 4	Bremerton Navy	26-12	W	NA	H
O. 11	Montana	34-9	W	NA	H
O. 17	Idaho	0-3	L	2,500	A
O. 25	Multnomah AC	0-7	L	NA	A
N. 1	Gonzaga	26-0	W	NA	H
N. 8	Whitman	23-0	W	NA	H
N. 15	Oregon State	2-10	L	NA	A
N. 27	Washington	0-20	L	NA	A

Coach: John R. Bender

1914 (2-4-0)

DATE	OPP	SCORE	W/L	ATT	LOC
O. 6	Montana	0-10	L	NA	A
O. 17	Oregon	0-7	L	NA	P
O. 24	Oregon State	0-7	L	NA	H
N. 7	Idaho	3-0	W	4,000	H
N. 14	Whitman	7-6	W	1,500	S
N. 26	Washington	0-45	L	NA	A

Coach: John R. Bender

1915 (7-0-0)

DATE	OPP	SCORE	W/L	ATT	LOC
O. 9	Oregon	28-3	W	NA	H
O. 16	Oregon State	29-0	W	3,000	A
O. 30	Idaho	41-0	W	3,000	A
N. 6	Montana	27-7	W	NA	H
N. 16	Whitman	17-0	W	NA	H
N. 25	Gonzaga	48-0	W	NA	A
J. 1	Brown (Rose Bowl)	14-0	W	10,000	Pa

Coach: William H. Dietz

YEAR-BY-YEAR SCORES

1916-1933

COUGAR FOOTBALL



1916 (4-2-0; PCC Begins)

DATE	OPP	SCORE	W/L	ATT	LOC
O. 14	Oregon State	10-13	L	NA	H
O. 28	Montana	27-0	W	NA	A
N. 4	Idaho	31-0	W	2,500	H
N. 11	Oregon	3-12	L	6,000	P
N. 25	Gonzaga	18-0	W	NA	A
N. 30	Whitman	46-0	W	NA	A

Coach: William H. Dietz

1917 (6-0-1, 3-0-0)

DATE	OPP	SCORE	W/L	ATT	LOC
O. 13	362nd Infantry	0-0	T	15,000	T
O. 20	Oregon	26-3	W	NA	H
O. 27	Whitman	19-0	W	NA	H
N. 3	Idaho	19-0	W	NA	A
N. 10	Oregon State	6-0	W	NA	A
N. 17	Montana	28-0	W	2,000	S
N. 29	Washington	14-0	W	7,000	A

Coach: William H. Dietz

1918 (1-1-0)

DATE	OPP	SCORE	W/L	ATT	LOC
N. 28	Gonzaga	20-6	W	NA	H
D. 7	Idaho	6-7	L	NA	A

Coach: Emory Alvord

1919 (5-2-0; 2-2-0)

DATE	OPP	SCORE	W/L	ATT	LOC
O. 18	Multnomah AC	49-0	W	2,500	S
O. 25	California	14-0	W	NA	A
N. 1	Idaho	37-0	W	3,000	H
N. 8	Oregon	7-0	W	12,000	P
N. 15	Washington	7-13	L	7,000	H
N. 22	Oregon State	0-6	L	7,500	P
N. 27	Montana	42-14	W	NA	A

Coach: Gus Welch

1920 (5-1-0; 1-1-0)

DATE	OPP	SCORE	W/L	ATT	LOC
O. 9	Gonzaga	35-0	W	3,000	A
O. 15	Idaho	14-7	W	5,000	A
O. 30	Montana	31-0	W	5,000	H
N. 6	California	0-49	L	20,000	A
N. 13	Oregon State	28-0	W	3,000	H
N. 25	Nebraska	21-20	W	10,000	A

Coach: Gus Welch

1921 (4-2-1; 2-1-1)

DATE	OPP	SCORE	W/L	ATT	LOC
O. 15	Gonzaga	54-7	W	4,000	A
O. 21	Idaho	20-3	W	5,000	H
O. 29	California	0-14	L	12,000	P
N. 5	Oregon	7-7	T	6,000	H
N. 11	Oregon State	7-3	W	10,000	A
N. 24	Washington	14-0	W	15,000	A
D. 3	USC	7-28	L	12,000	Pa

Coach: Gus Welch

1922 (2-5-0; 1-5-0)

DATE	OPP	SCORE	W/L	ATT	LOC
O. 14	Gonzaga	10-7	W	6,000	A
O. 20	Idaho	18-9	W	4,000	A
O. 28	Washington	13-16	L	7,000	H
N. 4	California	0-61	L	20,000	A
N. 11	Oregon	0-13	L	12,000	A
N. 25	Oregon State	0-16	L	6,000	P
N. 30	USC	3-41	L	11,000	Pa

Coach: Gus Welch

1923 (2-4-1; 1-3-1)

DATE	OPP	SCORE	W/L	ATT	LOC
O. 6	Pacific (Oregon)	19-0	W	4,000	H
O. 13	Gonzaga	14-27	L	8,000	A
O. 19	Idaho	0-14	L	9,000	H
O. 27	California	0-9	L	11,000	P
N. 3	Oregon	13-7	W	6,000	H
N. 17	Oregon State	3-3	T	3,000	T
N. 24	Washington	7-24	L	20,000	A

Coach: A. A. Exendine

1924 (1-5-2; 0-4-1)

DATE	OPP	SCORE	W/L	ATT	LOC
O. 4	Pacific (Oregon)	65-0	W	4,000	H
O. 11	Gonzaga	12-14	L	8,000	H
O. 17	Idaho	3-19	L	10,000	A
O. 25	California	7-20	L	35,000	A
N. 8	Oregon State	13-14	L	3,000	H
N. 15	Oregon	7-7	T	10,000	P
N. 22	Washington	0-14	L	10,000	A
N. 27	Gonzaga	0-0	T	8,000	A

Coach: A. A. Exendine

1925 (3-4-1; 2-3-0)

DATE	OPP	SCORE	W/L	ATT	LOC
O. 3	Montana	9-0	W	5,000	A
O. 17	Idaho	6-7	L	10,000	H
O. 31	Washington	0-23	L	8,000	H
N. 7	California	0-35	L	30,000	A
N. 21	Gonzaga	0-0	T	8,000	A
N. 26	USC	17-12	W	20,000	A
D. 25	Honolulu All-Stars	24-7	W	10,000	A
J. 1	Hawaii	11-20	L	12,000	A

Coach: A. A. Exendine

1926 (6-1-0; 4-1-0)

DATE	OPP	SCORE	W/L	ATT	LOC
O. 2	College of Idaho	35-0	W	1,500	H
O. 9	USC	7-16	L	NA	A
O. 16	Montana	14-6	W	2,000	H
O. 23	Washington	9-6	W	28,000	A
N. 6	Idaho	6-0	W	5,000	A
N. 13	Oregon	7-0	W	8,000	H
N. 25	Gonzaga	7-0	W	10,000	A

Coach: Orin E. "Babe" Hollingbery

1927 (3-3-2; 1-3-1)

DATE	OPP	SCORE	W/L	ATT	LOC
S. 24	Mt. St. Charles	6-6	T	3,000	H
O. 1	College of Idaho	53-0	W	4,000	H
O. 8	Montana	35-0	W	9,000	H
O. 15	Gonzaga	13-0	W	8,000	A
O. 22	Washington	0-14	L	32,000	A
O. 29	Oregon State	6-13	L	10,000	A
N. 11	Idaho	7-7	T	15,000	H
N. 19	USC	0-27	L	40,000	A

Coach: Orin E. "Babe" Hollingbery

1928 (7-3-0; 4-3-0)

DATE	OPP	SCORE	W/L	ATT	LOC
S. 22	Whitman	33-6	W	4,000	H
S. 29	Gonzaga	3-0	W	10,000	A
O. 6	Montana	26-6	W	6,000	A
O. 13	California	3-13	L	30,000	A
O. 20	Oregon State	9-7	W	10,000	H
O. 27	College of Idaho	51-0	W	5,000	H
N. 3	Idaho	26-0	W	10,000	A
N. 10	UCLA	38-0	W	1,000	P
N. 17	USC	13-27	L	50,000	A
N. 29	Washington	0-6	L	30,000	A

Coach: Orin E. "Babe" Hollingbery

1929 (10-2-0; 4-2-0)

DATE	OPP	SCORE	W/L	ATT	LOC
S. 28	College of Idaho	48-0	W	4,000	H
O. 5	Mt. St. Charles	38-0	W	5,000	H
O. 12	California	0-14	L	40,000	A
O. 19	Washington	20-13	W	15,000	H
O. 26	Whitman	58-6	W	6,000	H
N. 2	Oregon State	9-0	W	15,000	P
N. 9	Idaho	41-7	W	10,000	H
N. 16	Montana	13-0	W	3,000	A
N. 23	Gonzaga	27-0	W	8,000	A
N. 30	USC	7-27	L	45,000	A
D. 25	Honolulu Townies	12-0	W	10,000	A
J. 1	Hawaii	28-7	W	12,000	A

Coach: Orin E. "Babe" Hollingbery

1930 (9-1-0; 6-0-0)

DATE	OPP	SCORE	W/L	ATT	LOC
S. 27	College of Idaho	47-12	W	4,000	H
O. 4	California	16-0	W	35,000	A
O. 11	USC	7-6	W	22,000	H
O. 18	Gonzaga	24-0	W	6,500	A
O. 25	Montana	61-0	W	5,000	H
N. 1	Oregon State	14-7	W	32,600	P
N. 8	Idaho	33-7	W	7,000	A
N. 15	Washington	3-0	W	41,225	A
N. 29	Villanova	13-0	W	25,000	A
J. 1	Alabama (Rose Bowl)	0-24	L	65,000	Pa

Coach: Orin E. "Babe" Hollingbery

1931 (6-4-0; 4-3-0)

DATE	OPP	SCORE	W/L	ATT	LOC
S. 26	College of Idaho	41-0	W	4,000	H
O. 3	UCLA	13-0	W	10,000	H
O. 10	USC	6-38	L	NA	A
O. 17	California	7-13	L	12,000	P
O. 24	Montana	13-0	W	6,000	A
O. 31	Oregon State	7-6	W	15,000	P
N. 7	Idaho	9-8	W	10,000	H
N. 14	Washington	0-12	L	30,000	A
N. 21	Gonzaga	13-6	W	10,000	A
D. 5	Tulane	14-28	L	20,000	A

Coach: Orin E. "Babe" Hollingbery

1932 (7-1-1; 5-1-1)

DATE	OPP	SCORE	W/L	ATT	LOC
S. 24	College of Idaho	40-0	W	4,000	H
O. 1	USC	0-20	L	40,000	A
O. 8	Willamette	30-0	W	3,000	H
O. 15	California	7-2	W	25,000	A
O. 22	Oregon State	7-6	W	5,000	A
O. 29	Montana	31-0	W	3,000	H
N. 5	Idaho	12-0	W	8,000	H
N. 12	Washington	0-0	T	20,000	A
N. 24	UCLA	3-0	W	35,000	A

Coach: Orin E. "Babe" Hollingbery

1933 (5-3-1; 3-3-1)

DATE	OPP	SCORE	W/L	ATT	LOC
S. 30	Puget Sound	56-0	W	5,000	H
O. 7	USC	0-33	L	40,000	A
O. 14	Montana	13-7	W	6,000	A
O. 21	California	6-6	T	16,000	H
O. 28	Oregon State	0-2	L	10,000	P
N. 4	Gonzaga	16-0	W	10,500	A
N. 11	Idaho	14-6	W	9,000	A
N. 25	Washington	17-6	W	17,000	H
N. 30	UCLA	0-7	L	20,000	A

Coach: Orin E. "Babe" Hollingbery

YEAR-BY-YEAR SCORES

1934-1950

COUGAR FOOTBALL



1934 (4-3-1; 4-0-1)

DATE	OPP	SCORE	W/L	ATT	LOC
S. 29	Montana	27-0	W	7,000	H
O. 6	USC	19-0	W	50,000	A
O. 13	Gonzaga	6-13	L	11,000	A
O. 27	Oregon State	31-0	W	13,000	H
N. 2	St. Mary's	6-9	L	20,000	SF
N. 10	Idaho	19-0	W	11,000	H
N. 24	Washington	0-0	T	38,000	A
D. 1	Detroit	0-6	L	6,000	A

Coach: **Orin E. "Babe" Hollingbery**

1935 (5-3-1; 3-2-0)

DATE	OPP	SCORE	W/L	ATT	LOC
S. 28	Puget Sound	46-6	W	4,000	H
O. 5	Willamette	30-0	W	6,000	H
O. 12	Montana	13-7	W	6,000	A
O. 19	Washington	0-21	L	20,000	H
O. 26	Oregon State	26-13	W	20,000	P
N. 2	Gonzaga	0-7	L	5,000	H
N. 9	Idaho	6-0	W	6,000	A
N. 16	USC	10-20	L	40,000	A
N. 30	St. Mary's	7-7	T	15,000	SF

Coach: **Orin E. "Babe" Hollingbery**

1936 (6-3-1; 6-2-1)

DATE	OPP	SCORE	W/L	ATT	LOC
S. 26	Montana	19-0	W	6,500	H
O. 3	Stanford	14-13	W	23,000	H
O. 10	Idaho	14-0	W	7,000	A
O. 17	USC	0-0	T	25,000	A
O. 24	Oregon	3-0	W	12,000	H
O. 31	California	14-13	W	35,000	A
N. 7	Oregon State	6-16	L	13,000	H
N. 14	UCLA	32-7	W	35,000	A
N. 26	Washington	0-40	L	40,000	A
D. 5	Gonzaga	6-13	L	6,000	A

Coach: **Orin E. "Babe" Hollingbery**

1937 (3-3-3; 3-3-2)

DATE	OPP	SCORE	W/L	ATT	LOC
S. 25	Gonzaga	0-0	T	14,000	A
O. 2	Idaho	13-0	W	13,500	H
O. 9	California	0-27	L	40,000	A
O. 16	Washington	7-7	T	17,500	H
O. 23	UCLA	3-0	W	20,000	A
O. 30	USC	0-0	T	8,700	H
N. 6	Oregon	6-10	L	13,362	P
N. 13	Stanford	0-23	L	15,000	A
N. 20	Oregon State	7-0	W	12,000	A

Coach: **Orin E. "Babe" Hollingbery**

1938 (2-8-0; 1-7-0)

DATE	OPP	SCORE	W/L	ATT	LOC
S. 24	Oregon	2-10	L	6,000	H
O. 1	California	3-27	L	10,000	H
O. 8	Stanford	0-8	L	12,000	A
O. 15	USC	6-19	L	35,000	A
O. 22	Oregon State	6-7	L	10,000	P
O. 29	Gonzaga	15-13	W	9,000	A
N. 5	UCLA	0-21	L	8,000	H
N. 12	Idaho	12-0	W	7,000	A
N. 26	Washington	0-26	L	20,000	A
D. 3	Oklahoma	0-28	L	15,000	A

Coach: **Orin E. "Babe" Hollingbery**

1939 (4-5-0; 3-5-0)

DATE	OPP	SCORE	W/L	ATT	LOC
S. 23	Gonzaga	19-6	W	9,000	H
O. 7	USC	0-27	L	45,000	A
O. 14	Washington	6-0	W	18,000	H
O. 21	California	7-13	L	35,000	A
O. 28	Oregon State	0-13	L	8,000	A
N. 4	Oregon	0-38	L	2,800	A
N. 11	Idaho	21-13	W	12,000	H
N. 18	Stanford	7-0	W	6,000	A
N. 30	UCLA	7-24	L	25,000	A

Coach: **Orin E. "Babe" Hollingbery**

1940 (4-4-2; 3-4-2)

DATE	OPP	SCORE	W/L	ATT	LOC
S. 28	USC	14-14	T	40,000	A
O. 5	Montana	13-0	W	7,500	H
O. 12	California	9-6	W	25,000	A
O. 19	Stanford	14-26	L	23,500	H
O. 26	Oregon	6-6	T	6,500	H
N. 2	Idaho	26-0	W	4,500	A
N. 9	Oregon State	0-21	L	8,000	A
N. 16	UCLA	26-34	L	35,000	A
N. 23	Gonzaga	14-7	W	8,000	A
N. 30	Washington	9-33	L	25,000	A

Coach: **Orin E. "Babe" Hollingbery**

1941 (6-4-0; 5-3-0)

DATE	OPP	SCORE	W/L	ATT	LOC
S. 26	UCLA	6-7	L	35,000	A
O. 4	California	13-6	W	5,000	H
O. 11	Washington	13-23	L	22,000	H
O. 18	USC	6-7	L	40,000	A
O. 25	Oregon State	7-0	W	10,000	H
N. 1	Oregon	13-0	W	5,000	A
N. 8	Idaho	26-0	W	10,000	H
N. 15	Stanford	14-13	W	45,000	A
N. 22	Gonzaga	59-0	W	7,500	A
D. 6	Texas A&M	0-7	L	26,000	T

Coach: **Orin E. "Babe" Hollingbery**

1942 (6-2-2; 5-1-1)

DATE	OPP	SCORE	W/L	ATT	LOC
S. 26	Stanford	6-0	W	15,000	A
O. 3	Oregon	7-0	W	8,000	H
O. 10	Montana	68-16	W	10,000	H
O. 17	USC	12-26	L	45,000	A
O. 24	Oregon State	26-13	W	21,786	P
N. 7	Michigan State	25-13	W	13,000	S
N. 14	Idaho	7-0	W	5,000	A
N. 21	Second Air Force	6-6	T	9,000	S
N. 28	Washington	0-0	T	22,000	A
D. 5	Texas A&M	0-21	L	18,000	Sa

Coach: **Orin E. "Babe" Hollingbery**

1943-1944 - No Football, WWII

1945 (6-2-1; 6-2-1)

DATE	OPP	SCORE	W/L	ATT	LOC
S. 29	Idaho	43-12	W	9,000	A
O. 6	Oregon State	33-0	W	9,000	H
O. 13	Washington	0-6	L	38,000	A
O. 20	Oregon	13-26	L	6,500	A
O. 27	Idaho	21-0	W	5,000	H
N. 3	California	7-7	T	40,000	A
N. 10	Oregon	20-13	W	3,000	H
N. 18	Oregon State	13-6	W	8,000	A
N. 24	Washington	7-0	W	15,000	H

Coach: **Phil Sarboe**

1946 (1-6-1; 1-5-1)

DATE	OPP	SCORE	W/L	ATT	LOC
S. 27	USC	7-13	L	68,282	A
O. 5	Idaho	32-0	W	14,000	H
O. 12	Washington	7-21	L	25,000	H
O. 19	Oregon	0-0	T	18,000	A
O. 26	Oregon State	12-13	L	15,000	H
N. 2	California	14-47	L	30,000	A
N. 16	Stanford	26-27	L	18,000	A
N. 30	Michigan State	20-26	L	19,691	A

Coach: **Phil Sarboe**

1947 (3-7-0; 2-5-0)

DATE	OPP	SCORE	W/L	ATT	LOC
S. 20	Penn State	6-27	L	20,000	Her
S. 27	USC	0-21	L	48,173	A
O. 4	Idaho	7-0	W	23,500	A
O. 11	Michigan State	7-21	L	18,500	H
O. 18	California	6-21	L	36,000	A
O. 25	Montana	12-13	L	13,000	H
O. 31	Portland	35-0	W	3,950	H
N. 8	Oregon	6-12	L	15,000	H
N. 15	Oregon State	14-13	W	12,400	A
N. 22	Washington	0-20	L	31,500	A

Coach: **Phil Sarboe**

1948 (4-5-1; 4-3-1)

DATE	OPP	SCORE	W/L	ATT	LOC
S. 18	UCLA	26-48	L	43,399	A
O. 2	Stanford	14-7	W	17,300	H
O. 9	Montana	48-0	W	9,000	A
O. 16	Washington	10-0	W	23,000	H
O. 23	Oregon	7-33	L	20,000	A
O. 30	Idaho	19-14	W	17,000	H
N. 6	Oregon State	26-26	T	12,000	H
N. 13	California	14-44	L	40,000	A
N. 20	Michigan State	0-40	L	36,045	A
N. 27	Penn State	0-7	L	18,000	T

Coach: **Phil Sarboe**

1949 (3-6-0; 2-6-0)

DATE	OPP	SCORE	W/L	ATT	LOC
S. 17	Utah State	33-0	W	9,500	H
S. 24	Montana	13-7	W	7,000	H
O. 1	USC	7-35	L	36,243	A
O. 8	Oregon	0-21	L	16,000	H
O. 15	Idaho	35-13	W	21,500	A
O. 22	UCLA	20-27	L	21,000	H
O. 29	Oregon State	6-35	L	15,000	A
N. 5	California	14-33	L	40,000	A
N. 19	Washington	21-34	L	35,000	A

Coach: **Phil Sarboe**

1950 (4-3-2; 2-3-2)

DATE	OPP	SCORE	W/L	ATT	LOC
S. 23	Utah State	46-6	W	5,000	A
S. 30	UCLA	0-42	L	20,117	A
O. 7	USC	20-20	T	16,000	H
O. 14	Montana	14-7	W	8,000	A
O. 28	Idaho	7-7	T	19,000	H
N. 4	Oregon	21-13	W	15,176	A
N. 11	Stanford	18-28	L	15,000	A
N. 18	Oregon State	21-7	W	12,000	H
N. 25	Washington	21-52	L	28,181	S

Coach: **Forest Evashevski**

YEAR-BY-YEAR SCORES

1951-1965

COUGAR FOOTBALL



1951 (7-3-0; 4-3-0)

DATE	OPP	SCORE	W/L	ATT	LOC
S. 22	USC	21-31	L	28,876	A
S. 29	Santa Clara	34-20	W	17,000	S
O. 5	Oklahoma State	27-13	W	18,000	S
O. 13	California	35-42	L	17,500	H
O. 20	Oregon State	26-13	W	15,500	A
O. 27	Oregon	41-6	W	12,000	H
N. 3	Stanford	13-21	L	49,000	A
N. 10	Idaho	9-6	W	14,000	A
N. 17	Montana	47-10	W	4,000	H
N. 24	Washington	27-25	W	52,000	A

Coach: Forest Evashevski

1956 (3-6-1; 2-5-1)

DATE	OPP	SCORE	W/L	ATT	LOC
S. 22	Stanford	26-40	L	23,500	S
S. 29	San Jose State	33-18	W	9,000	H
O. 6	Idaho	33-19	W	16,300	A
O. 13	UCLA	0-28	L	27,192	A
O. 20	Oregon State	0-21	L	14,500	H
O. 27	Pacific	12-33	L	23,500	A
N. 3	USC	12-28	L	13,000	H
N. 10	Oregon	7-7	T	13,200	A
N. 17	California	14-13	W	32,000	A
N. 24	Washington	26-40	L	20,700	S

Coach: Jim Sutherland

1961 (3-7-0)

DATE	OPP	SCORE	W/L	ATT	LOC
S. 23	Missouri	6-28	L	37,000	A
S. 30	Utah State	14-34	L	13,000	S
O. 7	Texas	8-41	L	40,000	A
O. 14	Idaho	34-0	W	19,432	H
O. 21	Indiana	7-33	L	23,307	A
O. 28	San Jose State	19-21	L	7,700	S
N. 4	Oregon State	6-14	L	13,716	A
N. 11	Oregon	22-21	W	10,200	H
N. 18	Stanford	30-0	W	21,000	A
N. 25	Washington	17-21	L	48,500	A

Coach: Jim Sutherland

1952 (4-6-0; 3-4-0)

DATE	OPP	SCORE	W/L	ATT	LOC
S. 19	USC	7-35	L	58,288	A
S. 27	Stanford	13-14	L	25,000	H
O. 4	Baylor	7-31	L	17,000	A
O. 18	Ohio State	7-35	L	71,280	A
O. 25	Oregon State	33-20	W	14,000	H
N. 1	Idaho	36-6	W	14,000	H
N. 8	Oregon	19-6	W	12,500	A
N. 15	California	13-28	L	26,000	A
N. 22	Oklahoma A&M	9-7	W	14,000	A
N. 29	Washington	27-33	L	25,000	S

Coach: Al Kircher

1957 (6-4-0; 5-3-0)

DATE	OPP	SCORE	W/L	ATT	LOC
S. 21	Nebraska	34-12	W	31,000	A
S. 28	California	13-7	L	16,000	H
O. 5	Iowa	13-20	L	47,334	A
O. 12	Stanford	21-18	W	25,000	A
O. 9	Oregon	13-14	L	19,000	H
O. 26	USC	13-12	W	24,902	A
N. 2	Oregon State	25-39	L	20,200	A
N. 9	UCLA	13-19	L	27,000	S
N. 16	Idaho	21-13	W	13,400	H
N. 23	Washington	27-7	W	47,500	A

Coach: Jim Sutherland

1962 (5-4-1; 1-1-0)

AAWU Conference Begins

DATE	OPP	SCORE	W/L	ATT	LOC
S. 22	San Jose State	49-8	W	15,300	H
S. 29	Wyoming	21-15	W	12,385	A
O. 6	Arizona State	24-24	T	31,015	A
O. 13	Stanford	21-6	W	17,000	S
O. 20	Indiana	21-15	W	15,500	S
O. 27	Pacific	12-13	L	11,050	A
N. 3	Oregon State	12-18	L	16,500	H
N. 10	Oregon	10-28	L	19,400	A
N. 17	Idaho	22-14	W	11,500	A
N. 24	Washington	21-26	L	35,700	S

Coach: Jim Sutherland

1953 (4-6-0; 3-4-0)

DATE	OPP	SCORE	W/L	ATT	LOC
S. 19	USC	13-29	L	19,000	H
S. 26	Pacific	26-20	W	23,203	A
O. 3	Iowa	12-54	L	31,500	A
O. 10	Oregon	7-0	W	16,000	H
O. 17	Idaho	30-13	W	19,000	A
O. 24	UCLA	7-44	L	27,608	A
O. 31	Stanford	19-48	L	18,500	A
N. 7	Texas Christian	7-21	L	17,500	S
N. 14	Oregon State	0-7	L	13,500	A
N. 21	Washington	25-20	W	40,000	A

Coach: Al Kircher

1958 (7-3-0; 6-2-0)

DATE	OPP	SCORE	W/L	ATT	LOC
S. 10	Stanford	40-6	W	20,750	H
S. 27	Northwestern	28-29	L	27,500	A
O. 4	California	14-34	L	25,000	A
O. 11	Idaho	8-0	W	15,000	A
O. 18	Oregon	6-0	W	18,500	A
O. 25	USC	6-14	L	22,500	S
N. 1	UCLA	38-20	W	25,090	A
N. 8	Oregon State	7-0	W	17,500	H
N. 15	Pacific	34-0	W	21,500	A
N. 22	Washington	18-14	W	24,250	S

Coach: Jim Sutherland

1963 (3-6-1; 1-1-0)

DATE	OPP	SCORE	W/L	ATT	LOC
S. 21	Texas Tech	7-16	L	31,500	A
S. 28	Iowa	14-14	T	52,600	A
O. 5	Arizona	7-2	W	18,200	S
O. 12	San Jose State	8-13	L	19,500	H
O. 19	Oregon State	6-30	L	17,810	A
O. 26	Army	0-23	L	31,200	A
N. 2	Idaho	14-10	W	18,500	H
N. 9	Oregon	7-21	L	13,000	H
N. 16	Stanford	32-15	W	27,500	A
N. 30	Washington	0-16	L	56,000	A

Coach: Jim Sutherland

1954 (4-6-0; 3-4-0)

DATE	OPP	SCORE	W/L	ATT	LOC
S. 17	USC	0-39	L	37,645	A
S. 25	Pacific	18-0	W	12,000	S
O. 2	Texas	14-40	L	27,000	A
O. 9	Oregon State	34-6	W	15,000	H
O. 16	California	7-17	L	27,000	A
O. 23	Idaho	0-10	L	17,000	H
O. 30	Stanford	30-26	W	13,000	A
N. 6	Michigan State	6-54	L	45,849	A
N. 13	Oregon	14-26	L	16,000	A
N. 20	Washington	26-7	W	18,000	H

Coach: Al Kircher

1959 (6-4-0; PCC Dissolved)

DATE	OPP	SCORE	W/L	ATT	LOC
S. 19	California	6-20	L	24,850	S
S. 26	San Jose State	30-6	W	15,500	A
O. 3	Oregon	6-14	L	16,800	A
O. 10	Pacific	20-12	W	15,500	A
O. 17	Stanford	36-19	W	28,500	A
O. 24	Idaho	27-5	W	19,200	H
O. 31	Oregon State	14-0	W	17,601	A
N. 14	Oregon	6-7	L	15,500	H
N. 21	Washington	0-20	L	56,000	A
N. 26	Houston	32-18	W	6,000	A

Coach: Jim Sutherland

1964 (3-6-1; 1-2-1)

DATE	OPP	SCORE	W/L	ATT	LOC
S. 9	Stanford	29-23	W	19,000	S
S. 26	Wyoming	7-28	L	17,500	H
O. 3	Arizona	12-28	L	29,400	A
O. 10	Pacific	50-0	W	13,000	H
O. 17	San Jose State	16-14	W	13,000	A
O. 24	Idaho	13-28	L	17,778	A
O. 31	Oregon State	7-24	L	16,000	H
N. 7	Oregon	21-21	T	19,000	A
N. 14	Texas Tech	10-28	L	25,500	A
N. 21	Washington	0-14	L	36,000	S

Coach: Bert Clark

1955 (1-7-2; 1-5-1)

DATE	OPP	SCORE	W/L	ATT	LOC
S. 17	USC	12-50	L	35,051	A
S. 24	Kansas	0-13	L	19,000	A
O. 1	UCLA	0-55	L	20,000	H
O. 8	California	20-20	T	33,000	A
O. 15	Idaho	9-0	W	13,000	A
O. 22	Oregon State	6-14	L	17,000	A
O. 29	Pacific	0-30	L	12,000	A
N. 5	Oregon	0-35	L	9,000	H
N. 12	San Jose State	13-13	T	1,600	H
N. 19	Washington	7-27	L	30,000	A

Coach: Al Kircher

1960 (4-5-1)

DATE	OPP	SCORE	W/L	ATT	LOC
S. 17	Stanford	15-14	W	22,000	S
S. 23	Denver	26-28	L	19,504	A
O. 1	Arizona State	21-24	L	29,600	A
O. 8	California	21-21	T	31,000	A
O. 15	Oregon	12-21	L	18,500	A
O. 22	Pacific	51-12	W	15,500	H
O. 29	San Jose State	29-6	W	19,500	A
N. 5	Oregon State	10-20	L	15,600	H
N. 12	Idaho	18-7	W	8,500	A
N. 29	Washington	7-8	L	28,750	S

Coach: Jim Sutherland

1965 (7-3-0; 2-1-0)

DATE	OPP	SCORE	W/L	ATT	LOC
S. 18	Iowa	7-0	W	53,000	A
S. 25	Minnesota	14-13	W	46,917	A
O. 2	Idaho	13-17	L	22,600	H
O. 9	Villanova	24-14	W	13,732	S
O. 16	Arizona	21-3	W	16,500	S
O. 23	Indiana	8-7	W	32,061	A
O. 30	Oregon State	10-8	W	20,079	A
N. 6	Oregon	27-7	W	20,000	H
N. 13	Arizona State	6-7	L	32,872	A
N. 30	Washington	9-27	L	56,800	A

Coach: Bert Clark

YEAR-BY-YEAR SCORES

1966-1979

COUGAR FOOTBALL



1966 (3-7-0; 1-3-0)

DATE	OPP	SCORE	W/L	ATT	LOC
S. 17	California	6-21	L	23,300	S
S. 23	Houston	7-21	L	36,104	A
O. 1	Baylor	14-20	L	18,500	S
O. 9	Arizona State	24-15	W	18,700	H
O. 15	Utah	15-26	L	20,051	A
O. 22	Idaho	14-7	W	14,500	A
O. 29	Oregon State	13-41	L	18,500	H
N. 5	Oregon	14-13	W	17,500	A
N. 12	Arizona	18-28	L	23,000	A
N. 19	Washington	7-19	L	33,500	S

Coach: Bert Clark

1967 (2-8-0; 1-5-0)

DATE	OPP	SCORE	W/L	ATT	LOC
S. 15	USC	0-49	L	44,364	A
S. 23	Oklahoma	0-21	L	51,700	A
S. 30	UCLA	23-51	L	24,200	S
O. 7	Baylor	7-10	L	20,000	A
O. 14	Stanford	10-31	L	26,000	A
O. 21	Arizona State	20-31	L	16,500	S
O. 28	Oregon State	7-35	L	18,115	A
N. 4	Oregon	13-17	L	19,000	H
N. 11	Idaho	52-14	W	15,100	H
N. 18	Washington	9-7	W	47,500	A

Coach: Bert Clark

1968 (3-6-1; 1-3-1; Pacific-8 Conference)

DATE	OPP	SCORE	W/L	ATT	LOC
S. 21	Idaho	14-7	W	23,612	S
S. 28	UCLA	21-31	L	41,759	A
O. 5	Utah	14-17	L	16,503	H
O. 12	Arizona State	14-41	L	36,226	A
O. 19	Stanford	21-21	T	15,700	S
O. 26	Oregon State	8-16	L	20,781	H
N. 2	Arizona	14-28	L	31,400	A
N. 9	Oregon	13-27	L	23,000	A
N. 16	San Jose State	46-0	W	8,450	A
N. 23	Washington	24-0	W	31,986	S

Coach: Jim Sweeney

1969 (1-9-0; 0-7-0)

DATE	OPP	SCORE	W/L	ATT	LOC
S. 20	Illinois	19-18	W	40,345	A
S. 27	Iowa	35-61	L	43,321	A
O. 4	Oregon	24-25	L	21,092	H
O. 11	UCLA	14-46	L	22,100	S
O. 18	Stanford	0-49	L	31,000	A
O. 25	California	0-17	L	16,700	S
N. 1	Pacific	20-27	L	16,000	H
N. 8	USC	7-28	L	47,158	A
N. 15	Oregon State	3-38	L	23,679	A
N. 22	Washington	21-30	L	54,500	A

Coach: Jim Sweeney

1970 (1-10-0; 0-7-0)

DATE	OPP	SCORE	W/L	ATT	LOC
S. 12	Kansas	31-48	L	34,000	A
S. 19	Idaho	44-16	W	27,200	S
S. 26	Michigan State	14-28	L	64,053	A
O. 3	Oregon	13-28	L	21,800	A
O. 10	Arizona State	30-37	L	46,098	A
O. 17	Stanford	16-63	L	30,400	S
O. 24	California	0-45	L	26,103	A
O. 30	UCLA	9-54	L	30,029	A
N. 7	USC	33-70	L	14,500	S
N. 14	Oregon State	16-28	L	16,300	S
N. 21	Washington	25-43	L	33,200	S

Coach: Jim Sweeney

1971 (4-7-0; 2-5-0)

DATE	OPP	SCORE	W/L	ATT	LOC
S. 11	Kansas	0-34	L	37,750	A
S. 18	Arizona	28-39	L	13,500	S
S. 25	Minnesota	31-20	W	32,020	A
O. 2	Utah	34-12	W	15,008	A
O. 9	UCLA	21-34	L	30,500	S
O. 16	California	23-24	L	12,600	S
O. 23	Stanford	24-23	W	52,250	A
O. 30	Oregon	31-21	W	25,400	S
N. 6	USC	20-30	L	57,432	A
N. 13	Oregon State	14-21	L	20,385	A
N. 20	Washington	20-28	L	60,100	A

Coach: Jim Sweeney

1972 (7-4-0; 4-3-0)

DATE	OPP	SCORE	W/L	ATT	LOC
S. 9	Kansas	18-17	W	33,500	A
S. 16	California	23-37	L	30,794	A
S. 23	Arizona	28-6	W	30,000	A
S. 30	Utah	25-44	L	20,200	H
O. 7	Idaho	35-14	W	18,500	H
O. 14	Oregon	31-14	W	23,000	A
O. 21	Oregon State	37-7	W	22,100	H
O. 28	UCLA	20-35	L	29,950	A
N. 4	USC	3-44	L	46,500	Se
N. 11	Stanford	27-13	W	20,500	H
N. 18	Washington	27-10	W	34,100	S

Coach: Jim Sweeney

1973 (5-6-0; 4-3-0)

DATE	OPP	SCORE	W/L	ATT	LOC
S. 15	Kansas	8-29	L	39,750	A
S. 22	Arizona State	9-20	L	51,252	A
S. 29	Idaho	51-24	W	22,500	H
O. 6	Ohio State	3-27	L	87,425	A
O. 13	USC	35-46	L	50,975	A
O. 20	UCLA	13-24	L	32,200	S
O. 27	Stanford	14-45	L	48,000	A
N. 3	Oregon	21-14	W	19,800	H
N. 10	Oregon State	13-7	W	17,336	A
N. 17	California	31-28	W	13,082	H
N. 24	Washington	52-26	W	56,500	A

Coach: Jim Sweeney

1974 (2-9-0; 1-6-0)

DATE	OPP	SCORE	W/L	ATT	LOC
S. 14	Kansas	7-14	L	29,350	A
S. 21	Idaho	17-10	W	19,300	H
S. 28	Illinois	19-21	L	40,594	A
O. 5	Ohio State	7-42	L	50,000	Se
O. 12	USC	7-54	L	32,000	S
O. 19	UCLA	13-17	L	30,686	A
O. 26	Stanford	18-20	L	22,000	H
N. 2	Oregon	21-16	W	21,500	A
N. 9	Oregon State	3-17	L	17,500	H
N. 16	California	33-37	L	26,573	A
N. 23	Washington	17-24	L	27,800	S

Coach: Jim Sweeney

1975 (3-8-0; 0-7-0)

DATE	OPP	SCORE	W/L	ATT	LOC
S. 13	Kansas	18-14	W	38,620	A
S. 20	Utah	30-14	W	19,622	A
S. 27	California	21-33	L	24,500	H
O. 4	Illinois	21-27	L	51,060	A
O. 11	USC	10-28	L	47,408	A
O. 18	UCLA	23-37	L	28,500	S
O. 25	Stanford	14-54	L	35,000	A
N. 1	Oregon	14-26	L	18,100	H
N. 8	Oregon State	0-7	L	13,489	A
N. 15	Idaho	84-27	W	17,300	H
N. 22	Washington	27-28	L	57,100	A

Coach: Jim Sweeney

1976 (3-8-0; 2-5-0)

DATE	OPP	SCORE	W/L	ATT	LOC
S. 11	Kansas	16-35	L	39,475	A
S. 18	Minnesota	14-28	L	31,627	A
S. 25	Wisconsin	26-35	L	69,658	A
O. 2	Idaho	45-6	W	23,500	H
O. 9	USC	14-23	L	37,268	Se
O. 16	UCLA	3-62	L	35,508	A
O. 23	Stanford	16-22	L	24,300	H
O. 30	Oregon	23-22	W	22,200	A
N. 6	Oregon State	29-24	W	20,122	H
N. 13	California	22-23	L	30,000	A
N. 20	Washington	32-51	L	35,800	S

Coach: Jackie Sherrill

1977 (7-4-0; 3-4-0)

DATE	OPP	SCORE	W/L	ATT	LOC
S. 10	Nebaska	19-10	W	75,922	A
S. 17	Michigan State	23-21	W	50,263	A
S. 24	Kansas	12-14	L	44,540	A
S. 30	USC	7-41	L	61,809	A
O. 8	California	17-10	W	27,500	H
O. 15	UCLA	16-27*	W	37,750	S
O. 22	Stanford	29-31	L	47,500	A
O. 29	Oregon	56-20	W	27,200	H
N. 5	Oregon State	24-10	W	22,657	A
N. 12	Idaho	45-17	W	18,500	H
N. 19	Washington	15-35	L	60,964	A

* = Game later forfeited to WSU by order of Pacific-10 Conference

Coach: Warren Powers

1978 (4-6-1; 2-6-0; Pacific-10 Conference Begins)

DATE	OPP	SCORE	W/L	ATT	LOC
S. 9	UNLV	34-7	W	26,250	S
S. 16	Idaho	28-0	W	16,950	H
S. 23	Arizona State	51-26	W	33,507	S
S. 30	Army	21-21	T	31,612	A
O. 14	UCLA	31-45	L	40,023	A
O. 21	Stanford	27-43	L	27,411	H
O. 28	Oregon	7-31*	W	25,000	A
N. 4	Oregon State	31-32	L	20,061	H
N. 11	California	14-22	L	28,750	A
N. 18	Arizona	24-31	L	49,557	A
N. 25	Washington	8-38	L	35,187	S

* = Game later forfeited to WSU by order of Pacific-10 Conference

Coach: Jim Walden

1979 (5-6-0; 4-4-0)

DATE	OPP	SCORE	W/L	ATT	LOC
S. 8	Arizona	7-22	L	26,753	S
S. 15	Montana	34-14	W	20,157	S
S. 22	Ohio State	29-45	L	87,495	A
S. 29	Syracuse	25-52	L	10,004	B
O. 6	USC	21-51	L	55,117	A
O. 13	UCLA	17-14	W	32,651	H
O. 20	Arizona State	17-28*	W	70,729	A
O. 27	Oregon	26-37*	W	18,650	A
N. 3	Oregon State	45-42	W	21,500	A
N. 10	California	13-45	L	22,055	H
N. 17	Washington	7-17	L	57,750	A

* = Game later forfeited to WSU by order of Pacific-10 Conference

Coach: Jim Walden

2005 OUTLOOK WSU COACHES WSU OPPONENTS WSU IN REVIEW COUGAR HISTORY

YEAR-BY-YEAR SCORES

1980-1994

COUGAR FOOTBALL



1980 (4-7-0; 3-4-0)

DATE	OPP	SCORE	W/L	ATT	LOC
S. 13	San Jose State	26-31	L	18,153	S
S. 20	Tennessee	23-35	L	93,520	A
S. 27	Army	31-18	W	24,213	H
O. 4	Pacific	22-24	L	18,123	H
O. 11	Arizona State	21-27	L	64,333	A
O. 18	Arizona	38-14	W	47,132	A
O. 25	Stanford	34-48	L	30,371	H
N. 1	Oregon	10-20	L	30,083	A
N. 8	Oregon State	28-7	W	15,651	H
N. 15	California	31-17	W	30,000	A
N. 22	Washington	23-30	L	34,557	S

Coach: Jim Walden

1985 (4-7-0; 3-5-0)

DATE	OPP	SCORE	W/L	ATT	LOC
A. 31	Oregon	39-42	L	25,900	H
S. 7	California	20-19	W	30,135	H
S. 14	Arizona	7-12	L	46,437	A
S. 21	Utah	37-44	L	28,576	A
S. 28	Ohio State	32-48	L	89,954	A
O. 12	Oregon State	34-0	W	27,236	A
O. 19	UCLA	30-31	L	32,302	H
O. 26	Arizona State	16-21	L	14,875	H
N. 2	USC	13-31	L	46,954	A
N. 16	Montana State	64-14	W	15,000	H
N. 23	Washington	21-20	W	60,197	A

Coach: Jim Walden

1990 (3-8-0; 2-6-0)

DATE	OPP	SCORE	W/L	ATT	LOC
S. 1	Texas Christian	21-3	W	25,198	A
S. 8	Wyoming	13-34	L	30,484	H
S. 15	Brigham Young	36-50	L	65,838	A
S. 22	California	41-31	W	32,229	H
S. 29	UCLA	20-30	L	34,190	H
O. 6	USC	17-30	L	59,357	A
O. 20	Oregon State	55-24	W	27,245	A
O. 27	Arizona	34-42	L	55,520	A
N. 3	Stanford	13-31	L	30,000	A
N. 10	Arizona State	26-51	L	20,070	H
N. 17	Washington	10-55	L	37,600	H

Coach: Mike Price

1981 (8-3-1; 5-2-1)

DATE	OPP	SCORE	W/L	ATT	LOC
S. 12	Montana State	33-21	W	23,721	S
S. 19	Colorado	14-10	W	35,277	A
S. 26	Arizona State	24-21	W	24,481	H
O. 3	Pacific	31-0	W	17,923	H
O. 10	Oregon State	23-0	W	32,500	A
O. 17	UCLA	17-17	T	40,000	H
O. 24	Arizona	34-19	W	50,265	A
O. 31	USC	17-41	L	60,972	A
N. 7	Oregon	39-7	W	33,500	H
N. 14	California	19-0	W	31,000	S
N. 21	Washington	10-23	L	60,234	A
D. 18	BYU (Holiday Bowl)	36-38	L	52,419	SD

Coach: Jim Walden

1986 (3-7-1; 2-6-1)

DATE	OPP	SCORE	W/L	ATT	LOC
S. 6	UNLV	34-14	W	17,000	H
S. 13	San Jose State	13-20	L	15,000	H
S. 20	California	21-31	L	41,500	A
S. 27	Arizona State	21-21	T	70,543	A
O. 4	Oregon State	24-14	W	25,200	H
O. 11	USC	34-14	W	26,000	H
O. 25	UCLA	16-54	L	46,189	A
N. 1	Stanford	12-42	L	35,000	A
N. 8	Arizona	6-31	L	17,000	H
N. 15	Oregon	17-27	L	25,137	A
N. 22	Washington	23-44	L	40,000	H

Coach: Jim Walden

1991 (4-7-0; 3-5-0)

DATE	OPP	SCORE	W/L	ATT	LOC
S. 7	Oregon	14-40	L	42,995	A
S. 14	Fresno State	30-34	L	20,647	H
S. 21	Ohio State	19-33	L	92,687	A
S. 28	UNLV	40-13	W	20,628	A
O. 5	Oregon State	55-7	W	25,100	H
O. 12	USC	27-34	L	23,997	H
O. 19	Arizona State	17-3	W	48,682	A
N. 2	UCLA	3-44	L	43,592	A
N. 9	Arizona	40-27	W	21,520	H
N. 16	Stanford	14-49	L	18,238	H
N. 23	Washington	21-56	L	72,581	A

Coach: Mike Price

1982 (3-7-1; 2-4-1)

DATE	OPP	SCORE	W/L	ATT	LOC
S. 11	Idaho	34-14	W	25,321	S
S. 18	Colorado	0-12	L	30,923	S
S. 25	Minnesota	11-41	L	50,653	A
O. 2	Tennessee	3-10	L	91,744	A
O. 9	Oregon State	14-14	T	22,937	H
O. 16	UCLA	17-42	L	41,732	Pa
O. 23	Stanford	26-31	L	26,806	H
O. 30	Arizona	17-34	L	27,412	H
N. 6	Oregon	10-3	W	20,178	A
N. 13	California	14-34	L	34,060	A
N. 20	Washington	24-20	W	40,000	H

Coach: Jim Walden

1987 (3-7-1; 1-5-1)

DATE	OPP	SCORE	W/L	ATT	LOC
S. 5	Fresno State	41-24	W	22,971	H
S. 12	Wyoming	43-28	W	24,151	H
S. 19	Michigan	18-44	L	103,521	A
S. 26	Colorado	17-26	L	43,527	A
O. 10	Stanford	7-44	L	31,538	H
O. 17	Arizona State	7-38	L	70,341	A
O. 24	Arizona	45-28	W	22,269	H
O. 31	USC	7-42	L	24,834	A
N. 14	Oregon	17-31	L	14,089	H
N. 21	Washington	19-34	L	74,038	A
N. 29	Cal (Coca Cola Bowl)	17-17	T	54,000	J

Coach: Dennis Erickson

1992 (9-3-0; 5-3-0)

DATE	OPP	SCORE	W/L	ATT	LOC
S. 5	Montana	25-13	W	21,068	H
S. 12	Arizona	23-20	W	39,112	A
S. 26	Fresno State	39-37	W	38,077	A
O. 3	Temple	51-10	W	21,861	H
O. 10	Oregon State	35-10	W	30,459	A
O. 17	UCLA	30-17	W	32,208	H
O. 24	USC	21-31	L	54,038	A
O. 31	Oregon	17-34	L	25,450	H
N. 7	Arizona State	20-18	W	15,441	H
N. 14	Stanford	3-40	L	52,018	A
N. 21	Washington	42-23	W	37,600	H
D. 29	Utah (Copper Bowl)	31-28	W	40,867	Tuc

Coach: Mike Price

1983 (7-4-0; 5-3-0)

DATE	OPP	SCORE	W/L	ATT	LOC
S. 3	Montana State	27-7	W	21,750	S
S. 10	Michigan	17-20	L	103,256	A
S. 17	Arizona	6-45	L	25,000	H
S. 24	UNLV	41-28	W	16,500	S
O. 8	USC	17-38	L	43,106	A
O. 15	UCLA	14-24	L	30,000	H
O. 22	Arizona State	31-21	W	67,516	A
O. 29	Oregon	24-7	W	29,500	H
N. 5	Oregon State	27-9	W	32,500	A
N. 12	California	16-6	W	15,000	H
N. 19	Washington	17-6	W	59,220	A

Coach: Jim Walden

1988 (9-3-0; 5-3-0)

DATE	OPP	SCORE	W/L	ATT	LOC
S. 3	Illinois	44-7	W	54,458	A
S. 10	Minnesota	41-9	W	40,071	A
S. 17	Oregon	28-43	L	30,263	H
O. 1	Tennessee	52-24	W	92,276	A
O. 8	California	44-13	W	27,077	H
O. 15	Arizona	28-45	L	48,287	A
O. 22	Arizona State	28-31	L	33,170	H
O. 29	UCLA	34-30	W	51,970	A
N. 5	Stanford	24-21	W	36,500	A
N. 12	Oregon State	36-27	W	19,702	H
N. 19	Washington	32-31	W	40,000	H
D. 25	Houston (Aloha Bowl)	24-22	W	35,132	Hon

Coach: Dennis Erickson

1993 (5-6-0; 3-5-0)

DATE	OPP	SCORE	W/L	ATT	LOC
S. 4	Michigan	14-41	L	105,512	A
S. 11	Montana State	54-14	W	19,068	H
S. 18	Oregon State	51-6	W	24,682	H
S. 25	USC	3-34	L	48,471	A
O. 2	Pacific	12-0	W	14,616	A
O. 9	Arizona State	44-25	W	27,077	H
O. 16	California	34-7	W	30,117	H
O. 23	Arizona	6-9	L	46,675	A
O. 30	Oregon	23-46	L	35,846	A
N. 6	UCLA	27-40	L	34,987	H
N. 20	Washington	3-26	L	72,688	A

Coach: Mike Price

1984 (6-5-0; 4-3-0)

DATE	OPP	SCORE	W/L	ATT	LOC
S. 1	Tennessee	27-34	L	93,727	A
S. 8	Utah	42-40	W	21,000	H
S. 15	Ohio State	0-44	L	89,297	A
S. 22	Ball State	16-14	W	16,000	H
O. 6	USC	27-29	L	33,000	H
O. 13	UCLA	24-27	L	40,122	A
O. 20	Stanford	49-42	W	33,000	A
O. 27	Oregon	50-41	W	24,874	A
N. 3	Oregon State	20-3	W	26,000	H
N. 10	California	33-7	W	20,250	A
N. 17	Washington	29-38	L	40,000	H

Coach: Jim Walden

1989 (6-5-0; 3-5-0)

DATE	OPP	SCORE	W/L	ATT	LOC
S. 2	Idaho	41-7	W	33,914	H
S. 7	Brigham Young	46-41	W	64,310	A
S. 16	Oregon State	41-3	W	26,883	H
S. 23	Wyoming	29-23	W	20,041	A
S. 30	USC	17-18	L	38,434	H
O. 7	Oregon	51-38	W	44,963	A
O. 14	Stanford	31-13	W	24,617	H
O. 21	Arizona	21-23	L	36,090	H
O. 28	Arizona State	39-44	L	62,416	A
N. 11	California	26-38	L	33,000	A
N. 18	Washington	9-20	L	73,527	A

Coach: Mike Price

1994 (8-4-0; 5-3-0)

DATE	OPP	SCORE	W/L	ATT	LOC
S. 1	Illinois	10-9	W	39,472	Ch
S. 10	Fresno State	24-3	W	24,107	H
S. 24	UCLA	21-0	W	42,877	A
O. 1	Tennessee	9-10	L	95,556	A
O. 8	Oregon	21-7	W	37,600	H
O. 15	Arizona	7-10	L	37,600	H
O. 22	Arizona State	28-21	W	46,494	A
O. 29	California	26-23	W	34,000	A
N. 5	USC	10-23	L	36,686	H
N. 12	Oregon State	3-21	L	26,438	A
N. 19	Washington	23-6	W	37,600	H
D. 31	Baylor (Alamo Bowl)	10-3	W	44,106	Sa

Coach: Mike Price

YEAR-BY-YEAR SCORES

1995-2004

COUGAR FOOTBALL



1995 (3-8-0; 2-6-0)

DATE	OPP	SCORE	W/L	ATT	LOC
S. 2	Pittsburgh	13-17	L	35,513	A
S. 9	Montana	38-21	W	28,312	H
S. 23	UCLA	24-15	W	33,711	H
S. 30	Nebraska	21-35	L	75,777	A
O. 7	Oregon State	40-14	W	31,876	H
O. 14	USC	14-26	L	51,131	A
O. 21	Oregon	7-26	L	46,109	A
O. 28	Arizona	14-24	L	32,924	H
N. 4	California	11-27	L	31,000	A
N. 11	Stanford	24-36	L	26,572	H
N. 18	Washington	30-33	L	74,144	A

Coach: Mike Price

1996 (5-6-0; 3-5-0)

DATE	OPP	SCORE	W/L	ATT	LOC
A. 31	Colorado	19-37	L	51,481	A
S. 7	Temple	38-34	W	10,169	A
S. 21	Oregon	55-44	W	30,124	H
S. 28	San Jose State	52-16	W	24,195	H
O. 5	Arizona	26-34	L	47,405	A
O. 12	Oregon State	24-3	W	26,722	A
O. 19	California	21-18	W	27,182	H
O. 26	USC	24-29	L	33,111	H
N. 9	UCLA	14-38	L	40,421	A
N. 16	Stanford	17-33	L	30,280	A
N. 23	Washington	24-31 (OT)	L	37,600	H

Coach: Mike Price

1997 (10-2-0; 7-1-0)

DATE	OPP	SCORE	W/L	ATT	LOC
A. 29	UCLA	37-34	W	26,000	H
S. 13	USC	28-21	W	51,655	A
S. 20	Illinois	35-22	W	47,131	A
S. 27	Boise State	58-0	W	34,131	H
O. 4	Oregon	24-13	W	43,516	A
O. 18	California	63-37	W	35,759	H
O. 25	Arizona	35-34 (OT)	W	31,137	H
N. 1	Arizona State	31-44	L	73,644	A
N. 8	SW Louisiana	77-7	W	32,345	H
N. 15	Stanford	38-28	W	40,306	H
N. 22	Washington	41-35	W	74,268	A
J. 1	Michigan (Rose Bowl)	16-21	L	101,219	Pa

Coach: Mike Price

1998 (3-8-0; 0-8-0)

DATE	OPP	SCORE	W/L	ATT	LOC
S. 5	Illinois	20-13	W	31,568	H
S. 12	Boise State	33-21	W	26,189	A
S. 19	Idaho	24-16	W	36,770	H
S. 26	California	14-24	L	32,000	A
O. 3	UCLA	17-49	L	67,210	A
O. 10	Oregon	29-51	L	37,196	H
O. 17	USC	14-42	L	31,178	H
O. 31	Arizona State	28-38	L	34,039	H
N. 7	Arizona	7-41	L	47,761	A
N. 14	Stanford	28-38	L	30,418	A
N. 21	Washington	9-16	L	37,251	H

Coach: Mike Price

1999 (3-9-0; 1-7-0)

DATE	OPP	SCORE	W/L	ATT	LOC
S. 4	Utah	7-27	L	26,179	H
S. 11	Stanford	17-54	L	36,592	A
S. 18	Idaho	17-28	L	34,873	H
S. 25	Arizona	24-30	L	26,787	H
O. 2	California	31-7	W	27,682	H
O. 9	Louisiana-Laf.	44-0	W	23,276	H
O. 23	Arizona State	21-33	L	57,537	A
O. 30	Oregon State	13-27	L	34,240	H
N. 6	Oregon	10-52	L	44,090	A
N. 13	USC	28-31	L	23,065	H
N. 20	Washington	14-24	L	72,973	A
N. 27	Hawaii	22-14	W	45,382	A

Coach: Mike Price

2000 (4-7-0; 2-6-0)

DATE	OPP	SCORE	W/L	ATT	LOC
S. 2	Stanford	10-24	L	21,793	H
S. 16	Utah	38-21	W	38,814	A
S. 23	Idaho	34-38	L	31,409	H
S. 30	California	21-17	W	30,500	A
O. 7	Boise State	42-35	W	25,129	H
O. 14	Arizona	47-53 (OT)	L	50,350	A
O. 21	Arizona State	20-23 (OT)	L	25,199	H
O. 28	Oregon State	9-38	L	34,491	A
N. 4	Oregon	24-27 (OT)	L	23,314	H
N. 11	USC	33-27	W	40,565	A
N. 18	Washington	3-51	L	33,010	H

Coach: Mike Price

2001 (10-2-0; 6-2-0)

DATE	OPP	SCORE	W/L	ATT	LOC
A.30	Idaho	36-7	W	31,097	H
S.8	Boise State	41-20	W	27,697	A
S.22	California	51-20	W	21,534	H
S.29	Arizona	48-21	W	42,729	A
O.6	Oregon State	34-27	W	35,283	H
O.13	Stanford	45-39	W	40,950	A
O.18	Montana State	53-28	W	14,325	H
O.27	Oregon	17-24	L	34,150	H
N.3	UCLA	20-14	W	33,462	H
N.10	Arizona State	28-16	W	47,229	A
N.17	Washington	14-26	L	74,442	A
D.31	Purdue (Sun Bowl)	33-27	W	47,812	EP

Coach: Mike Price

2002 (10-3-0; 7-1-0)

DATE	OPP	SCORE	W/L	ATT	LOC
A.31	Nevada	31-7	W	63,588	Se
S. 7	Idaho	49-14	W	30,110	H
S. 14	Ohio State	7-25	L	104,553	A
S. 21	Montana State	45-28	W	23,713	H
S. 28	California	48-38	W	29,297	A
O. 5	USC	30-27 (OT)	W	36,861	H
O. 12	Stanford	36-11	W	30,750	A
O. 26	Arizona	21-13	W	46,462	A
N. 2	Arizona State	44-22	W	37,444	H
N. 9	Oregon	32-21	W	37,600	H
N. 23	Washington	26-29 (OT)	L	37,600	H
D. 7	UCLA	48-27	W	56,335	A
J. 1	Oklahoma (Rose Bowl)	14-34	L	86,848	Pa

Coach: Mike Price

2003 (10-3-0, 6-2-0)

DATE	OPP	SCORE	W/L	ATT	LOC
A. 30	Idaho	25-0	W	50,113	Se
S. 6	Notre Dame	26-29 (OT)	L	80,795	A
S. 13	Colorado	47-26	W	48,146	A
S. 20	New Mexico	23-13	W	32,344	H
S. 27	Oregon	55-16	W	57,473	A
O. 4	Arizona	30-7	W	34,923	H
O. 18	Stanford	24-14	W	48,526	A
O. 25	Oregon State	36-30	W	35,117	H
N. 1	USC	16-43	L	82,478	A
N. 8	UCLA	31-13	W	33,846	H
N. 15	Arizona State	34-19	W	30,423	H
N. 22	Washington	19-27	L	74,549	A
D. 30	Texas (Holiday Bowl)	28-20	W	61,102	SD

Coach: Bill Doba

2004 (5-6-0, 3-5-0)

DATE	OPP	SCORE	W/L	ATT	LOC
S. 3	New Mexico	21-17	W	34,860	A
S. 11	Colorado	12-20	L	56,188	Se
S. 18	Idaho	49-8	W	34,858	H
S. 25	Arizona	20-19	W	43,579	A
O. 9	Oregon	38-41	L	35,117	H
O. 16	Stanford	17-23	L	34,963	H
O. 23	Oregon State	19-38	L	36,265	A
O. 30	USC	12-42	L	35,117	H
N. 6	UCLA	31-29	W	62,251	A
N. 13	Arizona State	28-45	L	60,319	A
N. 22	Washington	28-25	W	34,334	H

Coach: Bill Doba

TOTAL GAMES WON..... 477
 TOTAL GAMES LOST 452
 TOTAL GAMES TIED 46
 TOTAL GAMES..... 975

LOCATION LEGEND

B	Buffalo	Her	Hershey, Pennsylvania	P	Portland	Sa	San Antonio	SF	San Francisco
Ch	Chicago	Hon	Honolulu, Hawaii	Pa	Pasadena, Calif.	SD	San Diego	T	Tacoma
EP	El Paso	J	Tokyo, Japan	S	Spokane	Se	Seattle	Tuc	Tucson, Arizona

WSU COUGAR LETTERMEN

In 2002 WSU began compiling roster information on all players who have earned varsity letters. The project is on-going. If you have missing information for players prior to 1950, please e-mail the information to lauraw@wsu.edu.

No Name, Pos, Height, Weight, Hometown, High School Letter Years

No	Name, Pos, Height, Weight, Hometown, High School	Letter Years
A		
82	Michael Abbott, E, 6-0, 167, Seattle, West Seattle	1961-62
74	William B. Abbott, G/T, 6-3, 230, Spokane, Central Valley	1967-68
28	Hamza Abdullah, FS, 6-3, 210, Pomona, Pomona	2001-04
23	Husain Abdullah	2004
33	Richard Abrams, F, 5-11, 210, Bellingham, Bellingham	1945-46
17	D.D. Acholonu, DE, 6-3, 245, Seattle, Inglemoor	2000-03
9	Kearney Adams, WR, 5-9, 165, Gilbert, Ariz., Gilbert	1994-95
4	Kevin Adams, PK, 5-11, 181, Everett, Cascade	1986-87
87	Marvin Adams, DE, 6-6, 250, Modesto, Calif., Central Catholic	1985-87
98	Anthony Adedipe, DE, 6-3, 254, E. Palo Alto, Calif., Washington	1999-00
22	Tracy Adkins, DB, 5-11, 170, Los Angeles, Calif., Manual Arts	1982-83
77	Patrick Afif, OL, 6-7, 325, Temecola, Calif., Temecola	2003-04
3	James Agee, Q, 5-10, 168, Dayton, Dayton	1932-33-34-35
88	John Mike Agee, Q, 5-10, 174, Alexandria, Va., George Washington	1957-59
44	Mark Ahlberg, TE, 6-5, 262, Fullerton, Calif., Troy	2002
7	Edwin Ahlskog, G, 190, Coeur d'Alene, Coeur d'Alene	1923-24
3	Harold Ahlskog, T, 6-1, 195, Spokane, Spokane	1928-29-30
6	Frank Akins, RH, 5-10, 190, Spokane, Spokane	1939-40-41
48	Harold Akins, F, 5-10, 176, Spokane, Spokane	1942-46-47
3	Terry Alberta, PK, 6-2, 190, Billings, Mont., Billings	1976
69	Robert Aldrich, OG-C, 6-2, 228, Sunnyvale, Calif., Freemont	1972-73-74
20	Swinton Aldrich, Q, 5-11, 170, Honolulu, Hawaii, Kamehameha	1956-57
90	Ing Aleaga, DL, 6-3, 285, Aiea, Hawaii, Aiea	1999-2001
	Elmer Alexander, RHB, 160, Pasco, Pasco	1922
55	Tuineau Alipate, MLB, 6-2, 238, Union City, Calif., Logan	1985-86-87-88
12	Dwayne Allen, E, 172	1934-36
19	Kourtney Allen, WR, 5-10, 171, Kansas City, Kan., Summit	1996
18	Bert Allinger, F, 6-0, 194, Vancouver, Vancouver	1949
76	Walter Altobelli, T, 5-8, 220, Los Angeles, Calif., Los Angeles	1959
22	Reynaldo Alvarado, H, 5-11, 205, Los Angeles, Calif., Los Angeles	1955
	Emory Alvord	1913-14
59	Martin Ancellotti, DT, 6-0, 207, Ukiah, Calif., Ukiah	1969-70-71
49	Kevin Andal, TE, 6-2, 227, Seattle, Interlake	1988-89
26	Charles Anderson, TB, 6-0, 190, Seaside, Calif.	1972-73-75
63	Crosby Anderson, LB, 6-2, 216, Seaside, Calif., Luke Phillips	1970-71
4	Hjalmer Anderson, RE, 6-0, 197, Seattle	1942
60	Jerry Anderson, G, 6-0, 195, Seattle, Shorecrest	1965-66
9	Kareem Anderson, P, 6-0, 199, Phoenix, Ariz., South Mountain	1998-99
22	Lavell Anderson, RB, 5-7, 170, San Diego, Calif., Eastlake	2001
89	Neil Anderson, OE, 6-3, 240, Birds Landing, Calif., Rio Vista	1965-66-67
21	Ray Anderson, T, 6-2, 193, Spokane, Spokane	1934-35-36
66	Robert Anderson, LH, 6-1, 174, Spokane, Spokane	1945
84	Rod Anderson, DE, 6-1, 216, Pendleton, Ore., Pendleton	1971-73
91	Terry Anderson, DT-L, 6-5, 240, Spokane, Gonzaga Prep	1975-77
3	Joe Angelo, Q, 5-10, 183, San Francisco, Calif.	1936-38
45	Vincent Antonio, FB, 5-11, 210, Arroyo Grande, Calif., Arroyo Grande	1962
	Harry Applequist	1912-15
1	Ollie Arbelvide, H, 5-10, 171, Los Angeles, Calif.	1932-34
10	Gene Arger, LG, 5-9, 181, Tacoma	1941-42, 45
67	Calvin Armstrong, OL, 6-7, Centralia, Centralia	2001-04
42	Ed Armstrong, WR, 6-1, 197, Tacoma, Franklin Pierce	1968-70
42	Bob Arps, C, 6-3, 180, Tacoma, Lincoln	1946
26	Alvan Arzu, RB, 5-10, 205, Sylmar, Calif., Notre Dame	1997, 1999
57	Kevin Ashworth, LB, 6-1, 219, Garden Grove, Calif., Pacifica	1991-92
29	Brandon Asuega-Stark	2004
52	Jack Atwood, C, 6-2, 200, Compton, Calif., Burbank	1956
55	Rick Austin, OL, 6-3, 338, Rialto, Calif., Eisenhower	1995
45	Brock Aynsley, WR, 6-2, 185, Kelowna, B.C., Larry Johnson	1969-72

No	Name, Pos, Height, Weight, Hometown, High School	Letter Years
B		
69	Leroy Babbit, G, 5-9, 210, Pullman, Pullman	1961
10	Francis Bacoka, E, 6-2, 195, Everett, Everett	1945-47
5	Bryon Bailey, H, 5-10, 183, Seattle, West Seattle	1949-51
75	Mike Bailey, OT, 6-4, 274, Medford, Ore., North Medford	1990, 92-93
43	Huarleen Bain, HB, 6-0, 195, Vancouver, Ft. Vancouver	1965
60	Richard Baird, LB, 6-2, 195, Seattle, Roosevelt	1965-67

78	Eugene D. Baker, T, 5-10, 196, Buckley, White River	1955-57
48	Fred Baker, Q, 6-1, 206, Mead, Mead	1942
74	Glenn Baker, T, 6-3, 240, Waitsburg, Waitsburg	1961-63
86	Tom Baker, LE, 5-11, 180, Tacoma, Stadium	1947-49
89	Mark Baldwin, TE, 6-6, 245, Brandon, Miss., Brandon	2000-01
32	Richard Baldwin, T, 6-3, 215, Bellingham, N. Cent. Spokane	1967
89	Clete Baltas, E, 6-0, 190, Versailles, Ohio, Versailles	1962-63
56	Chris Baltzer	2004
12	Benton Bangs, RH, 5-10, 170, Chelan, Chelan	1914-17
12	Jeff Banks, P, 6-0, 175, Upland, Calif., Bishop Amat	1996-97
9	Mory Banks, DB, 5-11, 198, Los Angeles, Calif., Crenshaw	1999-00
4	Rex Bantz, F, 6-0, 185, Chehalis, Chehalis	1938-39
15	William Bantz, T, 6-5, 205, Chehalis, Chehalis	1937-39
93	Dave Barber, DT, 6-2, 195, Rancho Cordova, Calif., Cordova	1977
89	Edward R. Barker, E, 6-3, 200, Sunnyside, Sunnyside	1950-52
	Frank Barnard	1900-02
62	Charles Barnes, G, 6-1, 195, Santa Maria, Calif., Santa Maria	1962-63
79	Noel Barnes, C, 6-5, 245, Seattle, Franklin	1975-77
76	James Barney, T, 6-1, 190, Prineville, Ore., Prineville	1956
80	Carl Barschig, TE, 6-2, 213, Pico Rivera, Calif., Pico Rivera	1974-75
61	Steven Bartelle, LB, 5-10, 205, Pullman, Pullman	1966-68
8	Kyle Basler	2002-04
24	Christian Bass	2004
8	Paul E. Bates, E, 6-0, 178, Albany, Ore., Albany	1935-37
72	Richard B. Bauder, DT, 6-0, 210, Tacoma, Wilson	1964-66
43	Edwin Bayne, H, 5-11, 166, Billings, Mont., Billings	1936-38
89	Pat Beach, TE, 6-4, 235, Pullman, Pullman	1978-81
	Otton Beaner	1908-09
97	Mike Beasley, DT, 6-4, 237, Palo Alto, Calif., Palo Alto	1982-83, 85
35	Charles Beckel, FB, 6-1, 190, Spokane, Spokane	1952-54
30	Joseph Beckman, RT, 6-0, 195, Tacoma	1939-41
25	Kay Bell, T, 6-2, 209, Seattle	1934-36
6	Henry Bendele, F, 5-8, 175, Seattle	1931-33
91	Leon Bender, DT, 6-5, 308, Santee, Calif., Santana	1996-97
73	Henry Bendix, QT, 6-1, 215, Spokane, Shadle Park	1967-69
5	LeRoy Bendix, G, 180, Chewelah, Chewelah	1925-27
46	Patrick Bennett, LB, 6-0, 224, Forks, Forks	2001-04
12	Wally Bennett, QB, 6-5, 211, Bellevue, Newport	1973-76
4	Woodson Bennett, Q, 5-11, 160, Seattle	1933-35
	Kenneth Benson, G, 5-11, 190, The Dalles, Ore., The Dalles	1956
70	William Benton, T, 6-5, 215, East Bakersfield, Calif., East Bakersfield	1962
15	Garry Bergan, QB, 6-2, 185, Issaquah, Issaquah	1970-71
71	Dave Berger, DT, 6-4, 232, Oakland, Calif., Skyline	1968-69
39	Wayne Berry, HB, 6-0, 170, LaGrande, Ore., LaGrande	1951-53
68	William Berry, G, 5-7, 165, Pullman, Pullman	1958-60
3	Harold Bervin, E, 180, Spokane, Spokane	1923-25
71	George Beveridge, T, 6-1, 220, Temple City, Calif., Temple City	1963-66
52	George Bican, T, 6-1, 192, Sacramento, Calif.	1931-33
81	Troy Bienemann	2002-04
90	Cleve Bigelow, CB, 5-11, 176, Compton, Calif., Compton	1981
85	Mark Bircher, WR, 6-1, 184, Richland, Columbia	1985-86
13	Steve Birnbaum, QB, 6-5, 225, Chino Hills, Calif., Ayala	1996-99
87	Dennis Birney, E, 6-0, 196, Covina, Calif., Covina	1965
5	Michael Black, RB, 6-0, 206, Los Angeles, Calif., Dorsey	1996-97
45	Louis Blakeley, FB, 5-10, 185, Sacramento, Calif., C.K. McClatchy	1960-61
96	Lee Blakeney, SLB, 6-0, 234, Concord, Calif., Ygnacio	1980-81-83-84
39	Morris Blankenbaker, RH, 5-1, 175, Yakima, Davis	1962
11	Drew Bledsoe, QB, 6-5, 224, Walla Walla, Walla Walla	1990-92
88	Ozell Bledsoe, DE, 6-3, 222, East St. Louis, Ill., LA Harbor JC	1974
2	John Bley, T, 6-2, 194, Spokane, Spokane	1933-35
78	Raymond Blier, T, 6-0, 212, Colville, Colville	1956-58
30	Mark Blocker, CB, 5-9, 164, Los Angeles, Calif., Manual Arts	1982
10	Ed Blount, QB, 5-11, 190, Pasadena, Calif., Blair	1984-86
62	Alan Boatman, C, 6-2, 265, Kettle Falls, Kettle Falls	1985-86
2	Phillip Bobo, WR, 5-11, 186, Moreno Valley, Calif., Moreno Valley	1990-92
18	George Bohannan, LE, 180, Cle Elum, Cle Elum	1920-21
26	Jeremy Bohannon, SS, 5-10, 206, Richland, Richland	2001-04
62	Elmo Bond, RT, 6-3, 200, Hoquiam, Hoquiam	1946
	Clarence Boone	1917
	Holt Boone	1908
	R. R. Boone	1915-16
90	Dorian Boose, DE, 6-6, 282, Tacoma, Henry Foss	1996-97

WSU COUGAR LETTERMEN

95	Ken Collins, DT, 6-3, 230, Cashmere, Cashmere	1978-81
25	Milford Collins, G, 6-0, 190, Hoquiam	1939-40
	Oscar Collins	1904-05
25	Ron Collins, SS, 5-10, 184, Cashmere, Cashmere	1983-85
35	Tom Collins, LG, 6-0, 195, Abilene, Texas, Abilene	1946
27	Harold Companion, G, 185, Everett	1931
62	Gerald Conine, G, 5-11, 200, Fife, Fife	1960
30	Timothy Connors, H, 5-9, 175, Spokane, Gonzaga Prep	1960
	Alvin Coohn	1908-09
78	Gerald Cook II, OL, 6-6, 273, Honolulu, Hawaii, Campbell	2000
23	Harold Cook, HB, 160, Bremerton, Bremerton	1922
76	Ivan Cook, DE, 6-3, 243, Roseville, Calif., Roseville	1985-88
99	Stephen Cook, DT, 6-3, 285, Kirkland, Juanita	2001-04
41	Tony Cook, SS, 6-0, 181, Los Angeles, Calif., Locke	1974
30	William Cook, E, 6-3, 215, Pendleton, Ore., Pendleton	1963-64
	Dolph Cooledge	1902
	Alvin Coon	1901
26	Clarence Coplin, H, 5-8, 170, Seattle, Highline	1955
62	Richard Copple, G, 6-2, 202, Medford, Ore., Medford	1959-60
	Leo Coutler	1910-13
87	Alan Cox, P, 6-2, 190, Manti, Utah, Manti	2000-01
71	Greg Craighead, DT, 6-3, 225, Wheeling, Ill., Wheeling	1971-73
92	Joel Crawford, DL, 6-0, 230, Everett, Cascade	2003
82	Dave Crema, DE, 6-3, 202, Los Gatos, Calif., Los Gatos	1968-69
60	Joe Criscione, OL, 6-3, 285, Whittier, Calif., LaSerna	1998-99
70	Steve Cromer, OG, 6-4, 285, Lewiston, Idaho, Lewiston	1987-90
60	Pat Crook, G, 5-9, 205, Richland, Richland	1959-61
40	Marvin S. Cross, F, 5-10, 200, Edmonds, Edmonds	1948-49
40	Robert Crow, CB, 5-8, 168, Long Beach, Calif., Harbor JC	1974
24	Lanche Crowe, C, 190, Pullman, Pullman	1924-25
	William Cumming	1898
5	Rufus Cunningham, FS, 5-11, 166, Seaside, Calif., Monterey Peninsula	1973-75
56	Dave Currie, Q, 5-8, 173, Willoughby, Ohio	1939
15	Forrest Curry, E, 6-0, 177, Spokane	1926-28
84	Chad Cushing, TE, 6-4, 250, Janesville, Wis., Janesville Craig	1990-91
90	Tom Cushing, SLB, 6-1, 216, Richland, Columbia	1984
32	Omowale (Wally) Dada	2003

D		
32	Wally Dada	2004
28	Eric Dahl, S, 6-0, 193, Redwood City, Sequoia	1969
10	Mentor Dahlen, Q, 5-10, 173, Spokane,	1930-33
29	Tyrone Daisy, CB, 5-11, 175, Seattle, Garfield	1970-72
3	Joe Danelo, K, 5-9, 167, Spokane, Gonzaga	1972-74
79	Joe Daniels, DE, 6-3, 240, Aberdeen, Weatherwax	1972-74
1	Devard Darling, WR, 6-3, 206, Houston, Texas, Sugarland	2002-03
33	James Darling, LB, 6-1, 240, Kettle Falls, Kettle Falls	1993-96
16	Tim Davey, P, 6-0, 178, Spokane, Gonzaga Prep	1978-81
29	Jason David, DB, 5-8, 165, Covina, Calif., Charter Oak	2000-03
80	Adam Davis, WR, 6-0, 169, Aurora, Colo., Hinkley	1998, 2000
16	Albert Davis, LG, 184, Clarkston, Clarkston	1921-22
1	C. J. Davis, WR, 5-11, 184, Tacoma, Curtis	1988-89, 91-92
12	Chad Davis, QB, 6-2, 200, San Diego, Calif., Mira Mesa	1994-95
12	Ira Davis, LB, 6-0, 207, Seattle, Garfield	2000-02
	Jerry Davis	1974
41	Johnny Davis, WR, 5-10, 175, Wichita Falls, Texas., Washington	1967-70
29	Nate Davis, RB, 5-11, 175, Compton, Calif., Compton	1983
42	Scott Davis	2003-04
9	T. Myron (Mike) Davis, H, 5-11, 175, Walla Walla, Walla Walla	1930-32
80	Justin DeBeaumont, TE, 6-5, 237, Moses Lake, Moses Lake	1990
21	Sean DeCambra, WR, 5-10, 180, Kailua, Hawaii, Kailua	1998-99
40	Nile DeCuire, SS, 6-2, 188, Seattle, Everett	1970-71
15	Shawn Deeds, QB, 6-5, 245, Poulso, North Kitsap	1993, 95
2	Chad DeGrenier, QB, 6-1, 202, Santee, Calif., Christian High	1993
21	Shane DeLaCruz, WR, 5-8, 171, Seattle, Evergreen	1991-93
45	Vince DeMakas, RB, 5-9, 231, Spokane, Gonzaga Prep	1998
66	William (Wally) Dempsey, G, 6-0, 205, Reseda, Calif., Glendale CC	1963-64
55	Troy Dennison, LB, 6-1, 223, Missoula, Mont., Sentinel	1989-90
31	Don Denman, RB, 5-10, 184, Tacoma, Clover Park	1982
51	Will Derting	2002-04
1	Mike DeSanto, PK, 5-8, 155, Seattle, Jefferson	1979-80

60	Jon DesPois, C, 6-3, 221, Bakersville, Calif., Foothills	1973-76
6	Ken Devine, C, 6-3, 190, Redwood City,	1937-39
	Wallace DeWitt	1909
44	Chad Dezellem, LB, 6-1, 212, Brewster, Brewster	1987-88
53	Rob Dezellum, OG, 6-4, 240, Brewster, Brewster	1982
86	Donald F. Dickey, E, 6-3, 200, Sedro-Wooley, Sedro-Wooley	1950
36	Kevin Dickhaut, RB, 5-11, 218, Kennewick, Pasco	1996
33	Chuck Diedrick, PK, 5-8, 165, Spokane, Spokane Falls CC	1975-76
60	Arnold (Gill) Diethelm, G, 5-10, 215, Bronxville, N.Y., Bronxville	1950-52
	Carl Dietz	1912-15
22	John Diggs, CB, 5-10, 188, Pacoima, Calif., Kennedy	1988-90
49	Steve Dildine	2003-04
70	Mitch Dillard, C, 6-4, 228, Renton, Lindbergh	1986
3	Derrick Dillon, LB, 6-2, 215, Puyallup, Rogers	2000-01
8	Eugene Dils, C, 180, Seattle,	1925-27
32	Chris Dixon, RB, 6-1, 226, Bellevue, Newport	1997
	B. Doane	1915-17
82	Dennis Dobberpuhl, NG, 6-2, 227, Whittier, Calif., Rio Hondo	1974-75
23	D. J. Dobbins, DB, 6-0, 168, Spanaway, Foss	1997-98
2	Clarence Docka, G, 5-11, 182, Everett,	1928-29
12	Jim Dodd, K, 6-1, 190, Seattle, Roosevelt	1971-72
2	John Dodds, CB, 5-11, 185, Bremerton, Bremerton	1976
18	Max Dodge, LE, 6-3, 214, Fall City,	1942
46	Stanley Doepke, RG, 5-10, 189, Waverly,	1940-41
35	Mike Doerfler, FB, 6-2, 202, Missoula, Mont., Sentinel	1976
69	Dana Dogterom, LB, 6-2, 215, Bozeman, Mont., Bozeman	1971
11	Dan Doornink, FB, 6-3, 209, Wapato, Wapato	1974-77
74	Robert Doornink, T, 6-2, 215, Wapato, Wapato	1946-47, 49
	William Doty	1895-96
34	Rodger Dougherty, FB, 5-11, 190, Portland, Ore., Jefferson	1934-36
86	DeAndre Douglas, WR, 6-1, 195, San Diego, Calif., University City	1999-01
16	Oran Dover, E, 5-10, 167, Spokane,	1932-34
97	Tim Downing, DT, 6-5, 259, Durham, Calif., Durham	1986-89
46	Shane Doyle, DE, 6-3, 271, Spokane, Shadle Park	1995-97
9	Mel Dressel, T, 6-1, 188, Lindsay, Calif.,	1926-28
71	John Dreyer, DT, 6-2, 247, Coeur d'Alene, Idaho, Coeur d'Alene	1980, 82-83
77	Mike Dreyer, OG, 6-3, 267, Coeur d'Alene, Idaho, Coeur d'Alene	1984-85
61	Bob Drinkwalter, OG, 6-2, 235, Billings, Mont., Billings	1973
61	Josh Duin	2003-04
26	Jeff Dullum, SS, 5-10, 188, Port Orchard, South Kitsap	1983
1	Jay Dumas, WR, 6-2, 170, Tacoma, Curtis	1993-95
1	Earl Dunlap, C, 183, Dayton, Dayton	1920-21
27	Alvin Dunn, FS, 6-0, 196, Bryan, Texas, Bryan	1989-90
64	Bill Dunn, G, 5-11, 180, Everett, Everett	1946-48
10	Drew Dunning, K, 5-11, 170, Issaquah, Liberty	2000-02
61	Josh Dunning, OG, 6-3, 296, Graham, Eatonville	1990-93
1	Ford Dunton, RT, 180, Spokane, North Central	1920-22
66	Roger Duprel, G, 5-10, 220, Auburn, Auburn	1957, 59-60
53	Rod Durand, OT, 6-6, 287, Spokane, Central Valley	1987
	Art Durham	1914-16
75	Terry Durst, DT, 6-3, 229, Bremerton, West	1968-70
9	Ernest Durwachter, G, 185, Cle Elum, Cle Elum	1921-22
68	Chris Dyko, OT, 6-6, 271, Spokane, University	1986-88
21	George Dyson, T, 6-2, 220, San Francisco, Calif., Galileo	1941-42, 46

E		
	John Early	1900-03
61	Tracy Easter, OL, 6-1, 295, Northport, Colville	2001
90	Chad Eaton, DT, 6-5, 272, Puyallup, Rogers	1992-94
66	William E. Ebel, T, 6-0, 230, Reseda, Calif., Reseda	1964
13	Charles Eckert, G/F, 5-8, 170, Ellensburg, Ellensburg	1948
86	Joseph Edington, E, 69-4, 220, Walla Walla, Walla Walla	1966
12	Glen Edwards, T, 235, Clarkston, Clarkston	1929-31
74	Zach Edwards, OG, 6-3, 291, San Jose, Calif., Leland	1994
39	Dean Eggers, Q, 6-1, 182, Walla Walla, Walla Walla	1946
33	Laurence D. Eilmes, FB, 6-0, 205, Spokane, Rogers	1963-65
74	Garner Ekstran, T, 5-11, 210, Bow, Burlington	1958-60
30	Marc Eldridge, SB, 6-2, 190, San Marcos, San Marcos	1969
67	Blain Eliot, T, 6-2, 235, Olympia, Olympia	1961-63
73	Matt Elisara, DT, 6-3, 250, Pago Pago, Am. Samoa, Leon	1979-81
37	Sonny Elkinton, OLB, 6-3, 200, Vancouver, Columbia River	1981, 83

WSU COUGAR LETTERMEN

31	Donald Eilersick, H, 6-1, 185, Newport, Newport	1957-59
27	Bruce Ellingsen, Q, 6-1, 180, Spokane, Rogers	1959-60
6	Carl (Tuffy) Ellingsen, HB, 5-11, 178, Yakima, Yakima	1929-30
87	Donald Ellingsen, E, 5-10, 159, Spokane, Rogers	1956-58
52	Gregory Elliott, C, 6-3, 230, La Harba, Calif., LaHabra Jim Elton	1965-67 1899-1901
67	Eugene Emerson, C, 6-2, 226, San Jose, Calif., Mitty	1978-80
36	Richard Emerson, H, 5-8, 166, Portland,	1937-39
44	Grady Emmerson, LB, 6-0, 200, Kennewick, Kennewick	1996-99
34	Ken Emmil, OLB, 5-11, 210, Snohomish, Snohomish	1979-82
59	Peter Emsky, OT, 6-4, 264, Edmonton, Alb., Lazerte	1983, 85
29	Tali Ena, FB, 6-0, 192, San Francisco, Calif., South San Francisco	1976-79
80	Bob Engel, TE, 6-3, 206, Spokane, Gonzaga Prep	1971-73
87	Charles England, E, 6-2, 185, Glendive, Mont., Dawson County Wesley Englehorn	1952 1909
55	Don Engler, NG, 5-11, 208, Phoenix, Ariz., West	1968-69
34	Joseph Englmann, G, 5-11, 196, Chicago, Ill.,	1938-40
4	James Engstrom, K, 6-1, 175, Arlington, Tex., Arlington	1965-67
31	Oscar Erickson, Q, 5-7, 150, Hoquiam,	1931-32
50	Tom Erlandson, C, 6-2, 205, Bellingham, Bellingham	1960-61
87	Paul Escalera, WR, 6-2, 200, Santa Ana, Calif., Foothill	1978, 80-81
83	Syd Ethridge, WR, 6-2, 190, San Diego, Calif., Morse	1993
14	John Eubanks, F, 5-11, 187, Glendale, Calif.,	1931-32
72	Jim Eucker, OT, 6-6, 286, Spokane, Ferris	1990-92
88	Da'vid Evans, DE, 6-4, 258, Gary, Ind., Cortez	1995-96
80	Shaheed Evans, WR, 6-0, 180, Vallejo, Calif., Vallejo	1994
40	Tom Everson, NG, 5-10, 190, Bellevue, Interlake	1977-78
33	Robert Ewen, FB, 6-0, 205, Portland, Ore., Grant	1968-70
11	Gerald Exley, E, 175, Colville, Colville	1925-27

F

22	Dan Fackell, H, 5-9, 170, Hoquiam, Hoquiam	1950
58	Ken Fairhurst, OT, 6-4, 240, Spokane, Gonzaga Prep	1987
52	Dave Fakkema, C, 6-3, 272, Oak Harbor, Oak Harbor	1986-88
81	Jack Fanning, E, 6-0, 175, Spokane, Rogers	1956-58
22	Douglas (Doc) Farley, LB, 6-1, 228, Hamilton, Mont., Hamilton	2002
15	Richard Farman, T, 6-0, 203, Kent, Kent	1936-38
63	Richard Farrar, T, 6-0, 235, Kelso, Kelso	1957-59
34	Duke Ferguson, WR, 6-1, 194, Merced, Calif., Merced JC	1974
61	Art Feiro, G, 5-10, 205, Seattle, Pasco Frank Field	1950-52 1897
26	Gregory Field, S, 5-9, 165, Kirkland, Lake Washington	1966-68
29	Mark Fields, LB, 6-2, 240, Cerritos, Calif., Washington	1992,94
41	Jeff Files, CB, 6-1, 180, Wenatchee, Wenatchee	1978-81
71	Larry Finan, OG, 6-2, 235, Paramount, Calif., Pius X	1975-77
53	Lee Finck, OC, 6-2, 230, Wenatchee, Wenatchee	1978-79
50	William H. Finkbeiner, C, 5-10, 190, Inglewood, Calif., Lennox Ray Finney R. Fishback Thomas Fishback Ford Fisher	1964 1914-15 1915-16 1908-11 1895
61	Steve Fisher, C, 6-4, 236, Missoula, Mont., Sentinel	1974
78	Riley Fitt-Chappell	2002-04
35	Dave Fitzgerald, ILB, 6-0, 220, Torrance, Calif., North	1982-85
60	Charlie Flager, OT, 6-4, 250, Chattaroy, Mead	1981, 83
80	Doug Flansburg, OE, 6-2, 195, Palouse, Palouse	1965-67
18	Alfred Flechsig, G, 5-10, 190, Colville, Colville	1927-29
12	Felix Fletcher, RH, 5-11, 170, Everett, Everett	1939-41
96	Raleigh Fletcher, WLB, 5-11, 213, Spokane, Lewis and Clark	1977-78
13	Robert Fletcher, H, 6-0, 189, Kelso,	1936
61	Brian Flones, NG, 6-1, 211, Sedro Woolley, Burlington-Edison	1978-80
30	Russ Fode, MON, 6-0, 195, Moses Lake, Moses Lake	1977
56	T. J. Folkers, LB, 6-1, 230, Brier, Mountlake Terrace John Foran	1990-93 1908-10
84	John M. Forbes, E, 6-0, 180, Santa Monica, Calif.,	1964
69	Brian Ford, DT, 6-3, 287, Sacramento, Calif., Rio Linda	1992-93
27	Dale Ford, QB, 6-3, 200, Olympia, North Thurston	1962-63
81	Evan Ford, WR, 6-3, 178, Danville, Calif., Monte Vista	1994
57	Brian Forde, MLB, 6-3, 231, Montreal, QB, Father McDonald	1985-87
89	Jim Forrest, TE, 6-5, 225, Ephrata, Ephrata	1970-72
74	Dennis Forston, DT, 6-4, 235, Chicago, Ill., Olympic JC	1969-70

53	George Foster, C, 6-2, 188, Seattle, Ballard	1961
	Myron Foster	1912-13
77	Wayne F. Foster, T, 6-1, 225, Port Orchard, S. Kitsap	1963-65
4	Scott Foxley, H, 5-9, 160, Pasco, Pasco	1950
54	Kyle Foye, LB, 6-2, 241, Yakima, West Valley	1990-92
37	Eric Frampton	2003-04
84	Bill Frank, TE, 6-4, 233, Chehelis, Adna	1987
97	Chris Frank, DT, 6-3, 273, Junction City, Ore., Willamette	1991-92
39	James Frankson, F, 6-2, 208, Yakima, Sweetwater (Calif.)	1956
2	Michael Freeman, CB, 5-10, 180, Chino Hills, Calif., Damien	2000-01
54	Gregg Friberg, LB, 6-2, 185, Tacoma, Stadium	1950-52
81	Walter Frierson, DE, 6-5, 210, Stockton, Calif., Edison	1965-66
27	Clarence Fulcher, G, 5-11, 175, Richland, Columbia	1952

G

	Dee Gaddis	1911-13
	Earl Galbraith	1908-10
24	Art Galloway, S, 6-0, 180, Issaquah, Issaquah	1976
16	Earley (Sonny) Galloway, 6-0, 190, Exeter, Calif., Exeter	1949-51
63	Mike Galovich, DT-L, 6-2, 230, Casper, Wyo., Natrona	1977
10	Robert L. Gambold, Q, 6-3, 200, Longview, Longview Lester Gammon	1948-50 1896
43	Phil Garabedian, OLB, 6-1, 207, Anaheim, Calif., Fullerton JC	1987, 89
9	Aaron Garcia, QB, 6-0, 195, Sacramento, Calif., Grant	1989-90
73	Kenneth J. Gardner, T, 5-11, 190, Richland, Columbia	1955
65	Philip Gardner, G, 5-10, 180, Seattle, Seattle Prep	1951-53
74	Bob Garman, OG, 6-4, 296, Bremerton, Olympic	1989-92
19	Fred Garrett, G, 196, Kennewick,	1930
20	William T. Gaskins Jr., HB, 5-9, 175, Spokane, Lewis and Clark	1963-65
3	Curtis Geathers, CB, 5-10, 174, Olympia, Timberline	1990-92
58	Joe Gecas, LB, 6-0, 216, Pullman, Pullman	1998-99
64	Gery Gehrmann, LB, 6-2, 210, Tacoma, Franklin Pierce	1962
48	Al Genatone, LB, 6-0, 226, Kennewick, Kamiakin	2000-02
45	Dale Gentry, RE, 6-3, 208, Walla Walla, Walla Walla	1938, 40-41
42	Bob George, F, 5-8, 176, Freewater, Ore., McLaughlin	1946-47
18	Dominic J. George, H, 5-7, 172, Stockton, Calif., Harry George	1934 1920
52	William Geppert, T, 6-0, 195, Tacoma, Lincoln	1949-51
22	Ted Gerela, HB, 5-10, 200, Powell River, B.C., Gonzaga	1965-66
17	Jason Gesser, QB, 6-1, 200, Honolulu, Hawaii, St. Louis	1999-02
84	Don Gest, E, 6-4, 200, Spokane, Rogers	1956
3	LeJuan Gibbons, DB, 5-9, 175, Long Beach, Calif., Jordan Weldon Gibson	1996-99 1937
67	Jim Giesa, OG, 6-2, 230, Coeur d'Alene, IHM	1969-71
14	Karl Giguiera, G, 6-1, 195, Woodland, Calif., Clyde Gill Lloyd Gillis	1938-40 1901-04 1917-20
1	DeJuan Gilmore, RB, 5-8, 204, Gardena, Calif., Gardena	1996-98
98	Terry Gilmore, LB, 6-3, 207, Seattle, Shorecrest	1976
25	Harold Gillum, RB, 5-9, 181, Cerritos, Calif., Gahr	1975-77, 79
76	Michael J. Gimbol, G, 6-3, 215, Portland, Franklin	1964
71	Larry Gilpin, T, 6-1, 215, Richland, Richland	1962-63
20	Rodney Giske, LG, 5-8, 185, Tacoma,	1941-42, 45
7	John Glann, QB, 150, Wenatchee,	1923-25
89	Roger Glazebrook, E, 6-3, 210, Los Angeles, Eagle Rock	1955
34	Steve Gleason, LB, 5-11, 215, Spokane, Gonzaga Prep Fred Glover	1996-99 1917
38	Phillip Glover, LB, 6-1, 210, Las Vegas, Nev., Clark	1994-95
28	Edwin Goddard, Q, 5-10, 180, Escondido, Calif., Escondido	1934-36
67	Herb Godfrey, LE, 6-0, 184, Tacoma,	1939-41
47	John Godfrey, G, 5-11, 185, Tacoma, Lincoln Art Goff	1942, 46-47 1912
17	Albert (Red) Golden, QB, 6-0, 190, Walla Walla, St. Patricks Harry Goldsworthy, Rosalia, Oakesdale	1952-53 1903-07
73	David Golinsky, QT, 6-3, 225, Vancouver, B.C., Vancouver College Charles Goodsell	1966-68 1897-1900
85	Craig Goodwin, E, 6-1, 190, Sumner, Sumner	1965-66
43	William Goodwin, T, 6-2, 190, Tacoma,	1930
64	James Gorton, LB, 6-0, 210, Ventura, Calif., Granada Hills	1967-68
12	Brad Gossen, QB, 6-1, 213, Westlake Village, Calif., Westlake	1987-90
12	Jack A. Graham, C, 5-10, 190, Spokane,	1926-28

WSU COUGAR LETTERMEN

33	Kenneth J. Graham, HB, 6-0, 195, Santa Monica, Calif., Santa Monica	1961-63
44	John Grahek, E, 186,	1934-35
59	Steve Grambling, OG, 6-2, 271, Kennewick, Kennewick	1987
44	Ken Grandberry, TB, 6-1, 200, Waco, Texas., Laughbon	1971-73
18	Steve Grant, QB, 6-1, 206, Dublin, Calif., Chabot College	1977, 79
96	Randy Gray, DE, 6-5, 273, Danville, Calif., Monte Vista	1987-89
65	Ted Gray, G, 6-1, 195, Seattle, Franklin	1955-57
82	Tyrone Gray, WR, 6-2, 200, New York, NY.,	1978
50	Dan Grayson, LB, 6-3, 239, Woodland, Woodland	1988-89
17	Don Greeley, Q, 5-11, 170, Okanogan, Okanogan	1938-40
30	Jermaine Green, RB, 5-11, 220, Daytona Beach, Fla., Spruce Creek	2002
37	Ken Greene, CB, 6-2, 188, Omak, Omak	1974-76
71	Ronald I. Green, G, 5-11, 240, Monrovia, Calif., Monrovia	1958-60
28	Bob Gregor, FS, 6-2, 183, Danville, Calif., Monte Vista	1977-79
43	Bob Gregory, SS, 6-0, 173, Spokane, Gonzaga Prep	1984-86
67	James L. Greig, T, 5-11, 225, Yakima, Davis	1958-60
10	Hank Grenda, QB, 6-2, 205, Burnaby, B.C., Central	1966-68
6	Bill Gribble, CB, 5-9, 167, Federal Way, Federal Way	1980-81
61	Larry C. Griffith, LB, 6-0, 210, Wenatchee, Wenatchee	1964-66
29	Ronald Griffith, FB, 160, Vancouver,	1925
5	Calvin Griggs, WR, 5-10, 178, Rome, N.Y., Rome Academy	1989-90
	Forest Grimes	1903
32	Robert Grimstead, T, 6-3, 212, Tacoma,	1935-37
62	J. Burl Grinols, G, 6-0, 204, Kelseyville, Calif., El Cerrito	1954-56
50	Charles Grutzmacher, C, 5-11, 215, San Jacinto, Calif., San Jacinto	1962-63
70	James Guinn, ST, 6-2, 240, Seattle, Ballard	1965, 67-68
62	Jim Gulledege, OG, 6-0, 252, Richmond, Calif., Conta Costa JC	1970-71
67	Tom Gunnari, T, 6-1, 220, Kelso, Kelso	1953-55
64	Everett Gust, G, 5-11, 175, Tacoma, Stadium	1953, 55-56
4	Carl Gustafson, F, 6-1, 170, Ellensburg, Ellensburg	1925-27
37	William Gustafson, RT, 6-1, 205, Tacoma,	1941-42

H		
81	Leaford Hackett, WR, 5-9, 174, Sylmar, Calif., Poly Tech	1998-99
39	Harold Haddock, E, 5-10, 180, Walla Walla, Walla Walla	1960-61
31	James Haggerty, H, 6-0, 180, Pasadena, Calif., Alhambra	1953-55
5	Marvin Hales, HB, 198, Waitsburg,	1923-24
43	Brian Hall	2003-04
92	Ray Hall, DT, 6-4, 267, Seattle, O'Dea	1991-93
	Joe Halm	1905-08
17	Arthur Hamilton, LT, 185, Chehalis, Chehalis	1921
	Boyd Hamilton	1896-99
16	Darryl Hamilton, FS, 6-4, 210, Compton, Calif., Paramount	1991-92
	F. H. Hamilton	1916-17, 20
35	Steve Hamilton, FB, 5-11, 205, Portland, Douglas	1971-72
54	Jim Hampton, C, 6-0, 220, Wenatchee, Wenatchee	1969
	Harold Hanley	1920
	LeRoy "Roy" Hanley	1916-17
	R. E. Hanley	1915-17, 20
21	McKenzie Hansell, WR, 6-0, 190, Hermiston, Ore., Hermiston	2003
76	Tyler Hansell, ST, 6-2, 235, Athena, Ore., C.E. Duncan	1967-69
13	Ernest Hansen, G, 5-11, 192, Bellingham,	1927-29
73	Gordon Hansen, T, 6-5, 235, Tacoma, Lincoln	1948-49
23	Harold Hansen, T, 190, Tacoma,	1924-26
22	Joe Hansen, C, 175, Tacoma,	1930-31
39	Sam Hansen, E, 5-11, 185, Tacoma,	1928-30
4	Jason Hanson, KS/P, 6-0, 179, Spokane, Mead	1988-91
	Thomas Hardwick	1894
	George Hardy	1903-05, 07
53	Robert Hardy, C, 6-0, 200, Seattle, O'Day	1950-52
37	Ronald Hare, H, 5-10, 170, Spokane, Gonzaga Prep	1956
41	Don Harney, C, 5-10, 175, Seattle, Cleveland	1946
85	Bill Harper, SE, 5-11, 175, Redmond	1979
1	Glenn Harper, P, 6-1, 165, Edmonton, Alb., St. Francis Xavier	1982-85
39	Perry Harper, HB, 5-10, 160, McKeesport, Pa., McKeesport	1979
3	Ken Harps, FLK, 5-9, 160, Griffin, Ga.	1978
94	Brad Harrington, OLB, 6-0, 214, Bellevue, Interlake	1982
55	Charles Harris	2004
82	Charlie Harris, TE, 6-0, 204, Bakersfield, Calif., Jerry Collins	1969-70
50	David Harris, C, 6-0, 215, Corvallis, Ore., Corvallis	1966-68
28	Elmer Wayne Harris, E, 6-1, 177, Enumclaw	1940

76	Hayward "Spud" Harris, DT, 6-4, 273, Tacoma, Lakes	1976-78
10	Richard Harris, H, 5-11, 164, San Pedro, Calif., San Pedro	1956
43	Tim Harris, RB, 5-9, 193, Compton, Calif., Compton	1979-82
52	Dave Harrison, C, 6-3, 231, Gig Harbor, Gig Harbor	1982
35	Harold E. Harrison, E, 6-3, 181, Monroe	1935-37
1	Jerome Harrison	2004
62	Lee Harrison, OL, 6-2, 273, Bend, Ore., Bend	1996-97
	George Harter	1910-13
	Joe Harter	1910-13
	David Hartsuck	1906-07
88	Trandon Harvey	2001, 2003-04
3	Will Haskell, RB, 5-11, 200, Staten Island, N.Y., Curtis	1993
41	James Hasty, CB, 6-0, 195, Seattle, Franklin	1986-87
28	Steve Haub, FS, 6-1, 188, Seal Beach, Calif., St. Anthony	1982-83, 85
85	Dwight Hawkes, E, 6-1, 190, Seattle, Queen Anne	1956
37	Adam Hawkins, RB, 5-10, 210, Pendleton, Ore., Pendleton	1997-00
41	Blair Hawkins, RB, 5-6, 172, Pendleton, Ore., Pendleton	2004
42	Ron Hawkins, FS, 6-0, 194, Spokane, Gonzaga Prep	1989-90
22	Harold Hawley, E, 6-0, 189, Spokane	1933-34
10	Chuck Hawthorne, CB, 5-10, 175, Campbell, Calif., Campbell	1969-71
42	Henry Hayduk, G, 5-11, 184, Chicago, Ill.	1932-34
20	Charles Hayes, OHB, 5-7, 170, Laurence Harbor, N.J., Madison Township	1967
22	Chris Hayes, LB, 6-0, 213, San Bernadino, Calif., San Gorgonio	1992-95
52	James Head, F, 6-1, 200, Spokane	1951
25	Tony Heath, CB, 6-1, 192, Los Angeles, Calif., Bell	1974-75
36	Mark Hedeem, DE, 6-6, 264, Rohnert Park, Calif., Rancho Cotate	1998-99
80	Thomas J. Hedemark, E, 6-2, 205, Spokane, Madison	1963-64
83	Rick Hedlund, TE, 6-0, 241, Kent, Kent-Meridian	1979-80
46	Gavin Hedrick, P, 6-3, 190, Costa Mesa, Calif., Newport	1974-77
	H. Heg	1913-14
8	Homer Hein, E, 6-2, 190, San Francisco, Calif.	1931
14	Lloyd Hein, F, 6-0, 180, Burlington	1927
8	Melvin Hein, C, 6-0, 175, Burlington	1928-30
	Boyce Heitzelman	1910-11
62	James A. Hellyer, SG, 6-4, 233, Vancouver, Hudson's Bay	1967-69
47	Joe Hemel, E, 6-0, 200, Seattle, Lincoln	1940-41, 46
83	Collin Henderson, WR, 6-1, 185, Puyallup, Puyallup	1999-02
20	Derek Henderson, DB, 6-0, 198, Tacoma, Foss	1993-96
12	Jerry Henderson, QB, 6-0, 190, Puyallup, Puyallup	1966-68
88	Pat Henderson, WR, 6-0, 188, Puyallup, Puyallup	2000
3	Terrell Henderson, DB, 5-11, 178, San Francisco, Calif., Riordan	1994-96
18	Jack Hendrickson, F, 5-11, 190, Yakima, Granger	1951
42	Derrick Hentz, DE, 6-2, 194, East Palo Alto, Calif., Carlmont	1992
	W. Herreid	1915-17
	Dwight Herrold	1932-34
25	Gerry Herron, SB, 6-1, 186, Kelowna, B.C., Kelowna	1967-69
1	Vernard Hickey, H, 175, Everett, Everett	1921-23
23	Kevin Hicks, RB, 5-9, 185, Los Angeles, Calif., Crenshaw	1993-94
58	Mark Hicks, OLB, 6-1, 205, Oakland, Calif., Skyline	1977-78
47	Leslie Hildebrand, E, 178	1935
54	Bob Hill, OG, 6-1, 240, Kent, Kentridge	1974-76
17	George Hill, E, 5-10, 190, Dayton, Dayton	1928-30
76	Howard Hill, OG, 6-3, 228, Lafayette, Ind., Jefferson	1972
83	Jason Hill	2003-04
51	Mike Hill, OG, 6-2, 244, Santa Clara, Calif., Wilcox	1971-73
93	Chris Hiller, DE, 6-5, 245, Vancouver, Fort Vancouver	1986-87
15	Shad Hinchin, CB, 5-9, 182, Indio, Calif., Indio	1995-96
	J. Hinderman	1913
63	Vaughan Hitchcock, G, 6-0, 195, Hayward, Calif., Hayward	1954-55
53	Merl H. Hitzel, C, 6-2, 195, Lone, Lone	1957, 59
23	Bob Hively, HB, 5-10, 172, Wenatchee, Wenatchee	1965
2	William Hjertoos, T, 188, Tolt	1923-24
17	Ray Hobbs, F, 6-1, 205, Sheridan, Wyo., Sheridan	1950-51
81	Gus Hobus, TE, 6-4, 215, San Pedro, Calif., Mary Star of the Sea	1977-78
79	Milford Hodge, NG, 6-3, 262, South San Francisco, Calif., South San Francisco	1982-84
77	Fred Hogg, T, 6-3, 235, Fullerton, Calif., Fullerton	1962-63
64	Melvin Holben, LT, 6-3, 207, Thornton	1941
1	Curtis Holden, LB, 6-2, 232, San Francisco, Calif., McAteer	1999
78	Robert Holen, T, 6-3, 247, Seattle, West Seattle	1959-62
4	Adam Holiday, K, 6-3, 230, Newbury Park, Calif., Santa Paula	2001
66	Joey Hollenbeck, OL, 6-4, 277, Enumclaw, Enumclaw	1998-01
67	Brian Hollenberg, OL, 6-3, 277, Kennewick, Kamiakin	2000-01

WSU COUGAR LETTERMEN

29	Torry Holliman, DB, 5-10, 204, Everett, Cascade	1996-99
49	Orin E. Hollingbery, C, 6-1, 188, Pullman, Pullman	1941-42
71	Spencer Hollison	2004
25	Erick Holmback, G, 6-1, 231, Aberdeen	1938
19	Artie Holmes, FS, 6-0, 203, Rialto, Calif., Eisenhower	1985-88
88	Bill Holmes, E, 6-1, 190, River Rouge, Mich., River Rouge	1951-53
29	Billy Holmes, H, 5-11, 178, Kent	1940-41
19	Charles Holmes, H, 6-0, 183, Marysville	1936-38
55	Dale Holmes, H, 6-0, 175, Marysville	1940
95	Gary Holmes, DT, 6-7, 318, Lacey, North Thurston	1995-98
76	Norvell Holmes	2002, 04
	R. Cole Holmes	1910
	Otto Homle	1902
50	John Hook, C, 6-2, 221, Bishop, Calif., Bishop	1970-71
61	Delmo Hooks, OG, 6-2, 250, Los Angeles, Calif., Palisades	1976
	Arthur Hooper	1896, 98, 1900-02
18	John Hopkins, QB, 6-1, 188, Downey, Calif., Puis X	1974-76
45	Alphonse Hoptowitz, G, 6-1, 193, Wapato, Wapato	1935-37
16	Daniel Horan, H, 6-1, 186, Oakland, Calif.	1926-28
8	Robert Hoskins, HB, 5-9, 155, Tacoma, Stadium	1952
78	Jerry Houghton, RT, 6-3, 220, Zillah, Zillah	1947-49
57	Don Hover, SLB, 6-2, 220, Issaquah, Issaquah	1973-75, 77
73	Erik Howard, DT, 6-4, 268, San Jose, Calif., Bellarmine Prep	1982-85
19	Odell Howard	2003-04
20	George Hubert, T, 6-3, 202, Glendale, Calif.	1936-38
63	Jason Hughes, OL, 6-6, 289, Richland, Richland	1999
28	Jermaine Hunsaker, DB, 5-9, 175, Pomona, Calif., Ganesha	1997-98
52	Tyler Hunt, OL, 6-3, 290, Tacoma, Wilson	1999-02
	Fred Hunter	1908-10
24	Torey Hunter, CB, 5-10, 176, Tacoma, Curtis	1991-94
24	Henry Huovila, G, 6-0, 217, Grayland	1938
28	George Hurley, G, 195, San Francisco, Calif.	1929-31
38	John Hurley, E, 6-3, 177, San Francisco, Calif.	1928-30
73	John Husby, OT, 6-4, 268, Bellevue, Newport	1987-88
90	Mark Husfloen, DE, 6-4, 240, Tacoma, Clover Park	1973-75
55	Bob Huston, E, 6-7, 225, Tacoma	1932
	Fred Hyde	1897-98
<hr/>		
33	Frank Ingram, C, 6-3, 190, Yakima	1931-33
77	Jack Inions, T, 6-1, 215, Yakima, Yakima	1955
43	Mike Isaacson, LB, 5-11, 210, Wenatchee, Wenatchee	2000-01
20	Robert Iverson, Q, 6-0, 170, Puyallup, Puyallup	1953-55
<hr/>		
26	Bernard Jackson, TB, 6-0, 173, Los Angeles, Calif., Dorsey	1970-71
81	Chris Jackson, WR, 6-2, 200, Santa Ana, Calif., Mater Dei	1996-97
56	Craig Jackson, C, 6-3, 220, Seattle, Franklin	1972
52	Donnie Jackson, LB, 6-1, 220, Natchez, Miss., Natchez	2002-02
2	Ray Jackson, DB, 6-1, 210, Santa Ana, Calif., Mater Dei	1993-94, 96-97
66	Steve Jackson, OG, 6-2, 254, Seattle, Evergreen	1976-78
54	Titus Jackson, OLB, 6-1, 220, Gardena, Calif., Riverside CC	1984, 86
52	Virgil Jackson, T, 197, Long Beach, Calif.	1930-31
64	Ted Jacobsen, DT, 6-4, 245, Graham, Bethel	1980, 83
88	John Jacques, TE, 6-3, 200, Redwood City, Calif., San Carlos	1982
12	Lawrence Jakey, QB, 165, Walla Walla, Walla Walla	1925
78	Landelin W. James, T, 6-0, 230, LaConner, LaConner	1949-51
88	Michel James, WR, 6-0, 188, Tacoma, Lakes	1983-86
83	Robert James, HB, 6-0, 195, Coeur d'Alene, Idaho, Spokane Central Valley	1962-63
60	Virgil James, OG, 6-3, 220, Pasadena, Calif., Blair	1978
	Steven Jayne	1900-01
20	Love Jefferson, TE, 6-3, 261, Garden Grove, Calif., Bolsa Grande	1996-98
10	Eldon Jenne, RH, 164, Mt. Vernon, Mt. Vernon	1921
	Paul Jenne	1927
23	Everett Jensen, G, 6-0, 175, Tacoma	1929
70	James Jensen, T, 6-4, 208, Tacoma, Stadium	1960-61
18	Todd Jensen, FS, 5-11, 178, Salem, Ore., Sprague	1992-94
62	Melvin Johansen, C, 175	1935
40	Aaron Johnson	2004

65	Alex Johnson, LS, 6-0, 230, Yakima, Eisenhower	2001
80	Brett Johnson, WR, 6-0, 196, Sun City, Calif., Hemet	2003
43	Delton Johnson, RB, 5-7, 179, Bellevue, Interlake	1992-93
24	DeWayne Johnson, T, 190, St. Maries, Idaho	1930
37	Eric Johnson, FS, 6-0, 185, Moses Lake, Moses Lake	1971-73
6	Girmar Johnson, DB, 6-2, 184, Castaic, Calif., Sylmar	1993
24	Glenn Johnson, E, 160	1923
40	Greg Johnson, WR-P, 6-0, 188, Pasadena, Calif., Pasadena CC	1972-73
85	Mike Johnson, DE, 6-4, 215, Wenatchee, Wenatchee	1970-72
89	Sandy Johnson, TE, 6-2, 205, Ephrata, Ephrata	1975
32	Stanford Johnson, T, 6-1, 210, Enumclaw	1938-40
75	Steve Johnson, OT, 6-6, 260, Wenatchee, Wenatchee	1976, 78-80
58	Randy Johnson, LB, 6-3, 203, Bellevue, Interlake	1970
82	Donald Johnston, E, 5-10, 170, Moyie Springs, Idaho, Bonners Ferry	1957-59
28	Steve Johnston, P, 6-0, 199, Hesperia, Calif., Big Bear	1992-93
39	Andrew Jones, FB, 6-2, 218, Cleveland, Ohio, East Tech	1972-74
66	Bud Jones, G, 6-2, 205, Spokane	1934-36
97	Darryl Jones, DT, 6-4, 317, Compton, Calif., Brethren Christian	1995
40	David Jones, H, 5-11, 170, The Dunes, Ore., Dunes	1956-57
38	Harold Jones, HB, 5-11, 171, Spokane	1934-36
35	Jeff Jones, SLB, 6-3, 220, Spokane, Gonzaga Prep	1975-78
	John Jones	1896-97, 1900-02
20	Oscar Jones, HB, 6-0, 180, Chehalis	1928-30
85	T. J. Jones, WR, 6-0, 198, Colombia, Mo., Hickman	1981-82
	William J. Jones	1902-03, 05
85	Chris Jordan	2003-04
41	Aaron Joseph, FS, 6-2, 205, Tacoma, Franklin Pierce	2003
	Dan Jordan, E, 6-2, 190, Glendale, Calif.	1939

<hr/>		
K		
20	Fran Kachaturian, CB, 5-10, 184, Whittier, Calif., Rio Hondo	1972
68	Ronald Kalafat, T, 6-1, 200, Great Falls, Mont.	1952
51	E. Dean Kalahar, C, 6-0, 190, Wenatchee, Wenatchee	1961-63
22	Paul Kalina, CB, 5-7, 166, Selah, Selah	1979
4	Matt Kegel, QB, 6-5, 235, Havre, Mont., Havre	2000-02
61	Kenneth J. Keir, G, 6-0, 205, Calgary, Western Canada	1948
1	Bob Keiser, G, 5-10, 200, Hoquiam, Hoquiam	1946-49
24	Lloyd DeWitt Keith, H, 6-0, 185, Wenatchee, Wenatchee	1954-55
16	Cecil Keller, E, 170, Wenatchee	1923
15	Jeff Keller, FL, 6-0, 185, Baldwin Park, Calif., Baldwin Park	1980-81
32	Ronald Kelley, E, 6-3, 184, Snohomish	1931-33
83	Thomas Kelley, E, 6-1, 180, Mt. Vernon, Mt. Vernon	1963-65
44	Brian Kelly, FLK, 5-9, 170, Arcadia, Calif., Bishop Amat	1975-77
85	Albert Kennedy, WR, 6-3, 198, San Jose, Calif., Yerba Buena	1991-94
72	Allan Kennedy, OL, 6-7, 275, Woodland Hills, Calif., El Camino	1976, 78-80
2	Robert Kennedy, Q, 5-11, 195, Sandpoint, Idaho, Sandpoint	1940-42
64	William Kennedy, NG, 6-0, 210, Medical Lake, Medical Lake	1966
23	Steve Kerby, DB, 6-0, 187, Bozeman, Mont., Bozeman	1969-70
37	Dave Kerrone, LH, 5-10, 185, Tacoma, Stadium	1960-61
26	Carl G. Ketchie, H, 5-10, 175, San Fernando, Calif., San Fernando	1957-58
	Ed Kienholz	1910-12
6	Adam Kietzer, WR, 6-2, 203, Bellevue, Newport	1996
45	Wade Killian, OLB, 6-0, 214, Everett, Cascade	1982-84
27	Ray Kimble, SE, 6-0, 179, Hayward, Calif., Chabot	1974-75
22	Basil Kimbrow, CB, 5-10, 159, Carson City, Calif., LA Harbor	1973-74
	Edward Kimel	1894-96
84	Jon Kincaid, TE, 6-5, 254, Colfax, Colfax	1995-97
	C. C. King	1915
86	Sands King, TE, 6-4, 215, Sacramento, Calif., El Camino	1974
68	Jerry Kirk, G, 5-11, 205, Des Moines, Iowa, Lincoln	1962-63
73	Carl Kissler, T, 5-11, 195, Toppenish, Toppenish	1948
34	Charles Klawitter, E, 6-1, 183, Kelso	1931-33
27	Gary Kline, TB, 6-0, 196, Salem, Ore., South	1969-70
76	Lee Roy Kloezeman, ILB, 6-3, 214, San Francisco, Calif., Serra	1974
86	Dennis Kloke, E, 6-3, 175, Burlington, Burlington-Edison	1963
86	Hugh Klopfenstein, TE, 6-4, 225, Seattle, Roosevelt	1968-70
22	John J. Klumb, E, 6-2, 188, Tacoma	1936-38
55	Donald Knapp, G, 6-0, 204, Pullman, Pullman	1938-39
	Charles Knight	1910
70	Gary Knight, DT, 6-3, 220, Montgomery, Ala., Sidney Lanier	1976
71	Billy Knotts, OL, 6-7, 283, Vancouver, Columbia River	2000-02

WSU COUGAR LETTERMEN

98	David Knuff, TE, 6-3, 240, Huntington Beach, Calif., Mater Dei	1993-96
60	Dale Knuth, G, 5-11, 195, Ritzville, Ritzville	1962-64
5	Joe Koenig, HB, 168, Olympia	1924-26
85	Otto Kofler, RE, 6-0, 175, Chewelah, Chewelah	1947-49
56	Tomasi Kongaika, DL, 6-1, 300, Anchorage, Alaska, West	1999-00, 02
51	James Krakoski, OLB, 6-2, 227, Fremont, Calif., Mission San Jose	1983-86
19	Fred Kramer, T/G, 175, Colton	1924-26
76	Laurence Kramer, T, 6-3, 210, Toppenish, Toppenish	1948
12	Peter Kramer, E, 170, Pullman, Pullman	1923
70	Wallace Kramer, RE, 6-0, 190, Toppenish, Toppenish	1942, 46
6	William Kramer, HB, 160, Colton	1923-25
44	William Kramer, F, 5-10, 180, Clarkston, Clarkston	1954-55
86	Tim Krause, TE, 6-2, 206, Anaheim, Calif., Cypress JC	1972-73
72	Ken Kuiper, OT, 6-5, 275, Spokane, Gonzaga Prep	1986-88

L		
21	Don LaBomme, FB, 6-0, 216, Pacoima, Calif., Alemany	1981, 83
61	Curt Ladines, C, 6-2, 250, Seattle, Highline	1983-85
21	Porter Lainhart, HB, 6-0, 180, Goldendale, Goldendale	1928-30
	Jesse Laird	1908-10
62	Del LaLuc, OT, 6-4, 243, Brisbane, Calif., Riordan	1974-76
32	Keith L. Lamb, T, 5-10, 190, Pasco, Pasco	1949
90	Nick Lambert, K, 5-11, 200, Bothell, Bothell	2000-01
55	Blain Lamoureux, LB, 6-0, 210, Calgary, Alberta	1972
83	Jeff Lamson, TE, 6-4, 225, Sunnyvale, Calif., Homestead	1984-85
18	Shawn Landrum, DB, 5-10, 186, Long Beach, Calif., Long Beach Poly	1985-88
	A. Langdon	1913-16
78	Brian Lange, DE, 6-4, 220, Tacoma, Curtis	1969-71
84	Ronald Langhans, LB, 5-11, 205, Aberdeen, Aberdeen	1960-62
27	Loren Langley	2004
10	Jay Languin, DB, 6-2, 195, Port Orchard, South Kitsap	1987-89
42	Don Larkin, H, 6-0, 198, Seattle, Highline	1950
	Charles Larking	1897-98
66	Gary Larsen, LB, 6-1, 216, Seattle, Ingraham	1972-74
68	Erik Larson, OG, 6-4, 277, Olympia, Capital	1998-00
67	Robert E. Larson, OG, 6-1, 220, Coupeville, Coupeville	1964-66
65	Tom Larsen, OG, 6-3, 220, Tacoma, Bellermine	1975-78
	William Lasher	1900-02
56	Brad Lawson, DT, 6-3, 300, Sacramento, Calif., Grant	1996-97
40	Andy Lazor, C, 6-1, 190, Buckley, White River	1946-47
85	Pete Lazzarini, DE, 6-4, 228, Port Chicago, Calif., Sam DeVito	1969-70
16	Ryan Leaf, QB, 6-6, 240, Great Falls, Mont., Russel	1995-97
37	Roger LeClerc, R, 6-1, 187, Olympia, Olympia	1970
91	Mark Ledbetter, LB, 6-4, 238, Tacoma, Puyallup	1986-89
42	Ron Lee, SS, 5-11, 188, Tulare, Calif., Tulare Union	1985-88
	Walter Lehorn	1904
53	Doug Leifeste, C, 5-11, 205, Sunnyside, Sunnyside	1953-55
89	Chris Leighton, TE, 6-4, 224, Spangle, Liberty	1985-87
92	Vince Leighton, TE, 6-3, 232, Spokane, Liberty	1982-84
57	Garth Leisy, G, 5-10, 181, Stockton, Calif.	1933-34
12	Ward Leland, PK, 6-0, 190, Spokane, Lewis and Clark	1981
68	Dave Lemke, OT, 6-2, 250, Monroe, Sultan	1976-77
62	Mike Lemke, OG, 6-2, 240, Monroe, Sultan	1977-78
38	Bob Leslie, LB, 6-2, 197, Spokane, Lewis and Clark	1969-71
21	Mike Levenseller, SE, 6-1, 180, Tacoma, Curtis	1975-77
31	Jim Lewis, FB, 6-2, 236, Daley City, Calif., Westmoor	1972-73
75	Ron Lewis, OL, 6-3, 299, Los Angeles, Calif., Dorsey	1993-94
88	Santana Lewis, WR, 5-9, 170, Miami, Fla., Miami Beach	1993
75	Sam Lightbody, OL, 6-9, 328, Huntington Beach, Calif., H. Beach	2001-04
22	Keith P. Lincoln, HB, 6-2, 208, Monrovia, Calif., Monrovia	1958-60
27	Rian Lindell, K, 6-3, 245, Vancouver, Mountain View	1997-99
27	William Linden, Q, 5-8, 146, Everett,	1926-28
66	Ian Lindsay, OG, 6-5, 254, Bellevue, Newport	1985-86
62	Myke Lindsay, G, 6-1, 197, Missoula, Mont., Missoula	1957-59
74	Mike Linker, OT-L, 6-6, 245, Sumner, Sumner	1976-77
22	Bill Lippincott, H, 6-0, 176, Okanogan, Okanogan	1946-48
77	John Little, OT, 6-3, 275, Raymond, Raymond	1979-80
43	Carl Littlefield, F, 6-0, 191, Plymouth, Calif.,	1936-37
83	Jason Littleton, TE, 6-5, 232, Puyallup, Rogers	1998
	Claude Lobaugh	1903-04

69	Phil Locker III, OL, 6-5, 305, Eagle River, Alaska, Chugiak	1999-02
19	Kurt Loertscher, LB, 6-5, 219, Montesano, Montesano	1989-92
80	Harold Lokovsek, T, 6-3, 190, Enumclaw, Enumclaw	1950-52
41	Tony Lomax, WR, 6-3, 191, Oakland, Calif., Castlemont; Laney JC	1970-71
31	Frank Londos, F, 6-1, 201, Tacoma,	1941-42
54	Curtis Long, OG, 5-8, 190, Prescott, Prescott	1965
	F. W. Long	1894-95
72	Mickey Long, OL, 6-4, 304, Corona del Mar, Calif., Corona del Mar	1996-98
88	Rien Long, DL, 6-6, 287, Anacortes, Anacortes	2000-02
	Charles Longstreet	1902-03
69	Keola Loo, OL, 6-1, 290, Kaneohe, Hawaii, St. Louis	2003
11	Clarence Loomis, LE, 168, Seattle, Broadway	1920
49	Jeff Loomis, OLB, 6-1, 226, Roseburg, Ore., Roseburg	1983-85
	Lewis Loomis	1897
	Ray Loomis	1914-16
84	Chris Love, WR, 6-3, 200, Long Beach, Calif., LB Poly	1993
	Frank Lowden	1894-95
57	Ray Luck, QB, 170, Spokane	1930
40	Wilbur Luft, Q, 150, Endicott	1929-31
22	Scott Lunde, WR, 6-2, 201, Vancouver, Hudsons Bay	2000-02
32	Ken Lyday, FB, 6-0, 203, Wichita Falls, Texas, Washington	1969-71
58	Dan Lynch, OG, 6-4, 265, Spokane, Lewis and Clark	1981-83
53	Mike Lynch, C, 6-0, 225, Seattle, Hale	1968-70
65	Pat Lynch, NG, 6-2, 237, Spokane, Lewis and Clark	1981-83
25	Joseph Lynn, FB, 5-11, 195, Tacoma, Bellarmine	1965-67
10	Chuck Lyon, QB, 5-11, 188, Saugus, Calif., Sylmar	1975
	A. D. Lyons	1917

M		
	Walter MacFarlane, E, 6-2, 180, Honolulu, Hawaii, Punahou	1963
4	Frank Madu, RB, 5-9, 170, San Francisco, Calif., McAteer	1993-95
3	Mark Maenhout, SE, 6-1, 192, Tacoma, Wilson	1974-75
77	Boyce Magness, Q, 6-0, 161, Breckenridge, Texas	1933-35
40	Jeff Magnuson, RB, 6-0, 205, East Wenatchee, Eastmont	1982
65	Quinn Magnuson, C, 6-5, 270, Saskatoon, Sask., Holy Cross	1989-92
	Franklin T. Mahr	1939
55	Nate Mallory, DT, 6-3, 285, Kent, Kentridge	2001
26	Leon L. Mangis, Q, 6-1, 180, Marysville, Marysville	1948
75	William Mansfield, T, 6-0, 220, Kennewick, Kennewick	1965
17	Clifford Marker, E, 178, Tacoma	1923-25
57	Serign Marong, LB, 6-2, 235, Pullman, Pullman	1998-01
86	Brenden Marshall, TE, 6-5, 251, Longview, R.A. Long	1997
18	John Marshall, SE, 6-2, 186, Tustin, Calif., Foothill	1983-84
25	Chris Martin, DB, 6-0, 185, Brooklyn, N.Y., Lincoln	1998, 2000
51	Denny H. Martin, C, 5-11, 185, Van Nuys, Calif., Van Nuys	1959-60
87	Edward "Mike" Martin, E, 6-3, 225, Kennewick, Kennewick	1959-61
26	George Martin, P, 6-3, 193, Hobart, Ind., River Forest	1994-95
6	Marty Martin	2002-04
23	Mike L. "Mo" Martin, RB, 5-8, 183, Tacoma, Clover Park	1979-81
2	Milton Martin, QB, 170, Spokane	1923-25
	Benjamin Mashburn	1899-1901
	William Ed Mashburn	1898
26	Lyle Maskell, E, 6-0, 180, Portland	1928-30
37	Phillip Mast, H, 6-0, 195, Spokane, Rogers	1956-58
11	Frank Mataya, QB, 5-11, 180, Roslyn, Cle Elum	1947-49
10	Dave Mathieson, QB, 6-1, 200, Reseda, Calif., Reseda	1961-63
61	Austin Matson, DE, 6-3, 262, Everett, Cascade	1997-00
21	Anthony Matthews, CB, 5-10, 180, Tacoma, Wilson	1998
32	James Matthews, FB, 6-0, 198, West Covina, Calif., Edgewood	1981-82
49	Bevan Maxey, SE, 6-4, 203, Spokane, Lewis and Clark	1975-77, 79
79	Robert W. Mayberry, T, 5-11, 195, Seattle, Lincoln	1949-51
36	Rueben Mayes, RB, 6-0, 200, North Battlefield, Sask., North Battlefield	1982-85
82	Tyjuan Mayfield, WR, 6-0, 180, San Bernadino, CA, Eisenhower	2001
51	Chris Maynard, C, 6-3, 230, Auburn, Auburn	1983
23	Charles McBride, H, 5-10, 173, Puyallup,	1933-35
66	William McCain, SG, 6-2, 225, Seattle, Franklin	1967-68
4	Don McCall, CB-R, 6-0, 195, Los Angeles, Calif., Crenshaw	1978-79
20	Kevin McCall	2004
71	Howard McCants, E, 6-8, 235, River Rouge, Mich., River Rouge	1951-53
41	Anthony McClanahan, ILB, 6-2, 222, Bakersfield, Calif., Bakersfield	1990-93
38	Joe McClellan, E, 6-2, 181, Billings, Mont.	1937-38

WSU COUGAR LETTERMEN

81	Mel Orchard, TE, 6-2, 218, Evanston, Wyo., Evanston	1985-87
42	Ted Ornduff, LCB, 5-10, 189, Morgan Hills, Calif., Morgan Hills	1984
43	Lee Orr, H, 6-1, 175, Monroe, Monroe	1939
84	Ronald Orr, E, 6-2, 195, Shelton, Shelton	1965-67
89	William H. Osborne, E, 6-2, 195, Vancouver, Vancouver	1948
62	Steve Ostermann, OG, 6-2, 230, Arlington Heights, Ill., St. Viator	1972-74
87	Tom Ostrander, WR, 6-1, 203, Yakima, East Valley	2002, 04
50	Andrew Oswald, G, 5-10, 193, Walla Walla	1935-36
75	Jon Ottenbreit, OT, 6-6, 285, Cheney, Cheney	1996-97
78	Earl Owens, OT, 6-2, 254, Pasadena, Calif., Pasadena City CC	1973-74

P

14	Ty Paine, QB, 6-3, 219, Billings, Mont., Senior	1970-72
81	Mark Painter, TE, 6-3, 200, Richland, Columbia	1970-71
54	Tolo Palelei, DT, 6-4, 250, Pago Pago, Am. Samoa, Samoana	1988
72	Pace Paletta, T, 6-2, 190, Dunsmuir, Calif.	1939
	L. H. Palmerton	1898
50	Mike Palumbo, G, 6-2, 277, Calgary, Alberta., St. Mary's	1983
34	Paul Palumbo, RB, 5-11, 190, Chula Vista, Calif., Chula Vista	1977
27	Hugh Parker, CB, 5-10, 190, Sacramento, Calif., Crawford	1979-80
18	Randy Parker, FS, 5-11, 179, Seattle, Ingraham	1989
21	John Parkhill, E, 177, Wenatchee,	1925-27
41	Jack Parodi, G, 5-11, 180, Stockton, Calif.	1929-31
50	Josh Parrish, OL, 6-6, 322, Chewelah, Jenkins	2000-02
67	Tom Parry, T, 6-0, 215, Seattle, Queen Anne	1942, 46-47
77	James Paton, G, 6-0, 230, Spokane, Shadle Park	1962-64
63	Gary Patrick, OG, 6-3, 240, Yakima, Eisenhower	1979-82
94	Bill Patterson, WLB, 6-2, 228, Cupertino, Calif., Archbishop Mitty	1972, 74-75
86	DeWayne Patterson, DE, 6-1, 248, Oakland, Calif., McClymonds	1991-94
15	Mark Patterson, SS, 6-2, 195, Tacoma, Lincoln	1975-77
39	Wes Patterson-Aumua, LB, 5-11, 197, Bellflower, Calif., Bellflower	2002
13	Mike Pattinson, QB, 6-1, 197, Moscow, Idaho, Moscow	1989, 91-93
10	Don Paul, RH, 6-0, 175, Tacoma, Fife	1947-49
15	Karl Paymah, CB, 6-0, 200, Spanaway, Clover Park	2001-04
63	Jerry Payne, LB, 6-1, 218, Port Angeles, Port Angeles	1973-75
32	Jamel Payton, DB, 5-10, 162, Tacoma, Lincoln	1995
1	Dennis Pearson, FL, 6-0, 185, Seaside, Calif., Monterey	1974-75
13	Chuck Peck, QB, 6-2, 209, Seattle, Ballard	1971-74
67	Dean Pedigo, LB, 6-2, 205, Everett, Everett	1974-77
9	Rich Pelletier, QB, 6-0, 187, Concord, Calif., DeLasselle	1987
84	John (Arnie) Pelluer, E, 6-3, 215, Bremerton, Bremerton	1953-55
47	Scott Pelluer, OLB, 6-2, 212, Bellevue, Interlake	1977-80
88	William Pellum, WR, 5-10, 155, Palm Springs, Calif., College of the Desert	1987-88
92	Marc Pence, DT, 6-1, 223, San Leandro, Calif., Marina	1970-71, 73
32	Woodrow Perkins, FS, 5-11, 180, Los Angeles, Calif., Pierce JC	1972-73
11	Jack Perrault, QB, 6-1, 180, Toppenish, Toppenish	1945
81	Bob Perringer, E, 6-2, 185, Olympia, Olympia	1953-54
	Eugene Person	1902
99	Tim Petek, DT, 6-5, 252, Spokane, Gonzaga Prep	1985
15	David G. Petersen, S, 6-0, 195, Wenatchee, Wenatchee	1964-66
31	Jim Peterson, LB, 6-1, 180, Wenatchee, Wenatchee	1968-69
68	John Peterson, G, 5-9, 190, Spokane, John Rogers	1946-48
87	Mike Peterson, WR, 5-11, 180, Spokane, University	1982
22	Brad Phillely, RB, 6-2, 208, Puyallup, Rogers	1997-00
59	Brandon Pickering, LB, 5-10, 200, Monroe, Redmond	2000
39	Randy Pickering, LB, 6-0, 180, Issaquah, Issaquah	1970-71
62	Ryan Pickering, LB, 5-11, 198, Monroe, Redmond	2000
28	Eddie Pillings, H, 5-9, 165, Ellensburg, Ellensburg	1941
77	Konrad Pimiskern, OL, 6-4, 280, West Vancouver, BC, West Van. Secondary	1989-92
43	Mark Pimiskern, DE, 6-3, 229, West Vancouver, BC, West Van. Secondary	1993-94
75	Ropati Pitoitua	2004
50	Morris (Skip) Pixley, C, 6-0, 210, Spokane, North Central	1954-55
55	Harry Planck, RG, 5-11, 207, Pocaimo, Calif.	1942
18	Mark Pleis, OLB, 6-3, 200, Lafayette, Calif., Del Valley	1981-82
93	Rod Plummer, LB, 6-0, 226, Oakland, Calif., St. Mary's College	1988-91
58	Tom Poe, MLB, 6-0, 218, Enumclaw, Enumclaw	1971-73
9	Deron Pointer, WR, 5-11, 175, Tacoma, Curtis	1991-93
79	Joseph Polowski, T, 6-0, 200, Tacoma, Bellarmine	1952-54
83	Francis Poltfoot, LE, 6-3, 190, Montesano, Montesano	1947-49
20	Dwight G. Pool, HB, 6-0, 180, Walla Walla, Walla Walla	1950-52
	Fred Poole	1898

81	Jeff Poppe, SE, 6-0, 175, Mt. Vernon, Mt. Vernon	1980-81
68	Greg Porter, OG, 6-3, 245, Pleasant Hills, Calif., College Park	1978-79, 82
30	Kerry Porter, FB, 6-2, 201, Great Falls, Mont., Great Falls	1982-83, 85-86
85	Michael R. Potter, E, 6-1, 200, Seattle, Everett JC	1964
19	Greg Prator	2004
12	Aaron Price, KS, 5-10, 190, Pullman, Ogden	1992-93
20	Geoffrey S. Price, H, 6-0, 165, Everett, Everett	1958-59
5	James Price, LB, 5-11, 215, Anchorage, Alaska, West	1997-98, 2000-01
28	Anthony Prior, DB, 5-11, 188, Mira Loma, Calif., Rubidoux	1989-91
66	David Pritchard, C, 6-0, 230, Tacoma, Clover Park	1981
	Charles Proff	1899-1901
14	Antone Purcell, LT, 185, Chehalis, Chehalis	1922
37	Merton Purnell, H, 5-11, 180, Ellensburg, Ellensburg	1952-54
	George Pynn	1911

Q

85	Russell Quakenbrush, E, 6-3, 195, Seattle, Ballard	1953-55
----	--	---------

R

64	Pete Rademacher, G, 6-2, 200, Tieton, Tieton	1950-51
	Ralph Rader	1907
43	James Rainbolt, H, 5-10, 175, Everett	1940
79	Rob Rainville, OL, 6-5, 323, Lewiston, Idaho, Lewiston	1996-98
83	Eason Ramson, TE, 6-3, 230, Sacramento, Calif., Christain Bros.	1974-77
30	Elijah Raphael, RB, 5-8, 171, San Fernando, Calif., Kennedy	1993
67	Jesse Ratcliff, DE, 6-3, 262, Lacey, North Thurston	1998-99
33	Dennis Rath, F, 6-0, 190, Grandview, Grandview	1953-55
23	LaRoy Rath, E, 5-11, 190, Grandview, Grandview	1957-59
70	Reed Raymond, OT, 6-8, 310, Moses Lake, Moses Lake	1997-00
73	Ryan Raymond, OG, 6-7, 302, Moses Lake, Moses Lake	1998-00
42	Dan Reardon, DE, 6-3, 210, Seattle, Rainier Beach	1976-77
47	Bob Redmond, WR, 6-0, 175, Tyler, Texas, John Tyler	1971-72
65	Geoff Reece, C, 6-4, 235, Everett, Cascade	1972-74
42	George Reed, FB, 5-10, 205, Renton, Renton	1959, 61-62
50	Paul Reed, OL, 6-2, 279, Vancouver, Mountain View	1991-94
22	Rich Reed, RB, 5-7, 170, Seattle, Nathan Hale	1984, 86
23	Richard Reed, DSB, 5-11, 185, Snohomish, Snohomish	1966-68
	William Reed	1896
39	Dave Reetz, ILB, 6-0, 212, Kirkland, Lake Washington	1984-85
	Walter Rehorn	1903
70	Clay Reis, OT, 6-8, 286, Cupertino, Calif., Monta Vista	1991-94
75	Larry Reisbig, T, 6-1, 205, Van Nuys, Calif., Van Nuys	1961-62
40	William Remington, C, 6-0, 186, South Bend, Ind.	1941-42
22	James Renfro, HB, 5-11, 190, Portland, Ore., Jefferson	1956-57
21	Richard Renfro, Q, 5-9, 191, Los Angeles, Calif.	1939-41
19	Rod Retherford, DB, 5-10, 175, John Day, Ore., Grant Union	1981-82
71	Jay Reyna, DE, 6-4, 241, Bellingham, Sehome	1990-91
3	Keith Reynolds, WR, 5-11, 182, Oakland, Calif., Fremont	1992-93
20	Ricky Reynolds, LCB, 6-0, 182, Sacramento, Calif., Luther Burbank	1984-86
62	Gottlieb Ribary, G, 6-0, 200, Auburn, Auburn	1952-53
26	Ron Ricard, DB, 5-9, 175, Burbank, Columbia	1987-90
34	Anthony Rice, RB, 5-10, 170, Pomona, Calif., Garey	1992
57	Keith Rice, LB, 6-1, 219, Denver, Colo., East	1987-88
	Dave Richards	1972
36	Theodore Richards, Q, 155, Toppenish	1931
65	Joe Richer, LB, 5-11, 202, Edmonds, Everett	1969-70
50	Glenn E. Rickert, C, 6-1, 188, Puyallup, Puyallup	1948-50
62	Eugene Rieger, G, 6-0, 185, Spokane, West Valley	1949-51
47	Rick Riegler, WR, 6-3, 195, Anaheim, Calif., Savanna	1973
83	Doug Riggs, E, 6-2, 195, Seattle, Franklin	1953-55
2	Earl Riley, DB, 6-2, 218, Dos Palos, Calif., Dos Palos	1998-99
84	Jerome Riley, WR, 6-2, 185, Arleta, Calif., Birmingham	2001-02
7	Ralph Riley, T, 6-2, 190, Goldendale	1928-29
10	Francis Rish, E/C, 6-3, 180, Yakima	1938-40
47	Malik Roberson, DT, 6-3, 258, Spokane, Lewis and Clark	1990
52	Steve Roberts, MLB, 6-0, 195, San Francisco, Calif., Lowell	1972-74
82	Jim Robinson, DE, 6-3, 225, Bakersfield, Calif., Bakersfield JC	1971-72

WSU COUGAR LETTERMEN

77	Derrick Roche, OL, 6-5, 295, Kent, Kentridge	1999-02
	Graham Rock	1912
85	Alexe Rodopoulos, WR, 6-3, 200, Blue Springs, Mo., Blue Springs	1998
35	William (Bud) Roffler, H, 6-1, 185, Spokane, Lewis and Clark	1949-51
52	Scott Rogers, C, 6-2, 224, Snohomish, Snohomish	1978-79
25	Thomas Rogers, RB, 5-8, 191, Tacoma, Clover Park	1988
23	Ted T. Rohwer, Q, 5-11, 168, Spokane, North Central	1926-28
64	Constantino Romero, DT, 6-4, 265, Eureka, Calif., Eureka	1990
89	Jerry Roquemore, WR, 5-11, 187, Gahanna, Ohio, Lincoln	1998
55	John Rosano, HB, 6-0, 174, El Cerrito, Calif., Granite Hills	1934-36
21	Deon Rosemond, DB, 5-10, 180, Los Angeles, Calif., Washington	1991
3	Timm Rosenbach, QB, 6-2, 210, Pullman, Pullman	1987-88
99	Bob Ross, RH, 5-11, 170, Carbonado, Buckley	1946
2	Earle Ross, H, 6-0, 176, Honolulu, Hawaii	1937-39
75	Robin Ross, OT, 6-5, 239, Whittier, Calif., Rio Hondo	1974-75
58	Woodrow Ross, T, 6-3, 210, National City, Calif.	1941
11	Thomas E. Roth, QB, 6-1, 195, El Cajon, Calif., Granite Hills	1963-65
82	John Rowley, E, 6-3, 190, Port Orchard, S. Kitsap	1948, 50-51
37	George Rowswell, T, 6-1, 230, Centralia	1936-39
46	Chris Rumburg, C, 6-3, 191, Spokane	1936-37
57	Dean Rumburg, C, 6-2, 190, Spokane, West Valley	1946-48
10	John Rushing, FS, 5-10, 208, Merced, Calif., Merced	1991-94
48	Frank Russell, LB, 5-9, 199, Long Beach, Calif., Wilson	1993
51	John Rust, MLB, 6-2, 225, Sandpoint, Idaho, Sandpoint	1987
33	Anthony (Tony) Ryan, RB, 6-0, 205, Oklahoma City, Okla., Tecumseh	2002
17	Mark Rypien, QB, 6-4, 225, Spokane, Shadle Park	1983-85

S		
44	Payam Saadat, LB, 6-0, 230, Santa Monica, Calif., Santa Monica	1994
17	Jerry Sage, T, 6-2, 183, Spokane	1936-37
77	Mike Sage, OG, 6-2, 318, Las Vegas, Nev., Chaparral	1995-98
	John R. Sahlberg, G, 5-11, 215, Lone, Calif., Monterey Peninsula JC	1963
96	Taeao Salausa, DE, 6-4, 260, Long Beach, Calif., LB Poly	1997
99	Vince Saldivar, DE, 6-5, 242, Orange, Calif., Servite	1990-93
71	Tino Salinas, OL, 6-6, 282, Dixon, Calif., Dixon	1993
35	Tony Salter, CB, 5-10, 183, Los Angeles, Calif., Duarte	1990-91
11	Samoa Samoa, CB, 6-2, 202, Long Beach, Calif., Carson	1979-80
55	Conrad Sampson, C, 6-1, 171, Everett, Everett	1947
69	Kirk Samuelson, G, 6-4, 256, White Salmon, Columbia	1982-84
2	Roy Sandberg, LE, 175, Bellingham, Bellingham	1920-22
50	George Sander, H, 6-1, 174, Spokane	1930-32
92	Dwayne Sanders, DE, 6-7, 245, Los Angeles, Calif., Dorsey	1994-95
38	Melvin Sanders, OLB, 6-2, 220, Los Angeles, Calif., Loyola	1976, 78-80
72	Scott Sanderson, OT, 6-6, 296, Concord, Calif., Clayton Valley	1993-96
	Colonel Sapp	1895, 97-98, 1902, 04-05
38	Phil Sarboe, Q, 5-10, 160, Tacoma	1931-33
42	Frank Sarno, Q, 5-10, 200, Somerville, Mass., Somerville	1953-55
94	Don Sasa, DT, 6-4, 281, Long Beach, Calif., Long Beach Poly	1992-94
	H. Satterthwaite	1913-14
75	Tony Savage, DT, 6-4, 288, San Francisco, Calif., Riordan	1986-89
	Walter Savage	1894
3	Moe Sax, Q/H, 148, Walla Walla, Walla Walla	1920-21
53	Kevin Scanlan, C, 6-0, 190, Spokane, North Central	1954
56	Oscar Schaaf, G, 6-0, 185, Oakesdale	1938
	Ray Schaaf, E, 6-2, 195, Spokane, Chewelah	1947
33	William Schade, T, 6-3, 190, Vallejo, Calif.	1938-40
32	Peter Schenck, RH, 6-2, 185, Los Angeles, Calif., Hamilton	1959-61
6	Calvin Schexnayder, WR, 5-11, 183, Fresno, Calif., Bullard	1991-92
37	Dwight Scheyer, T, 6-3, 210, Granger, Granger	1934-36
22	Russell Schlee, H, 6-2, 190, San Francisco, Calif.	1939
87	Michael Schmidlen, DE, 6-4, 220, El Paso, Texas, Cortez	1970
	R. D. Schnebley	1917, 20
91	Dave Schneider, DL, 6-5, 230, Lynwood, Columbia Basin CC	1979
5	Emmett Schroeder, H, 180, Mt. Vernon	1929-31
26	John Schroeder, G, 183, Pullman, Pullman	1925
85	Warren L. Schroeder, E, 5-11, 195, Kelso, Kelso	1958-60
67	Mike Schuster, OL, 6-5, 258, Richland, Richland	1985
48	Don Schwartz, MLB, 6-2, 195, Santa Clara, Calif., Mitty	1974-77
33	Elmer Schwartz, FB, 5-11, 200, Port Orchard	1928-30
71	Mike Schwarz, OL, 6-30, 295, Winlock, W.F. West	1998-99
74	Milt Schwenk, TB, 6-2, 215, Sunnyside, Sunnyside	1951-53

79	Tim Scoles, DL, 5-11, 243, Mt. Vernon, Spokane Falls CC	1985-86
84	Corey Scott, TE, 6-3, 245, Cerritos, Calif., Gahr	1997-99
23	Rodney Scott, RB, 5-10, 224, Tacoma, Clover Park	1988-89, 91
79	John Scukanec, OL, 6-5, 292, Vancouver, Mountain View	1994-95
47	Cotton Sears, WR, 6-1, 179, Pullman, Pullman	1984-86
80	Jody Sears, WR, 5-11, 170, Pullman, Pullman	1989-90
51	Steve Sebahar, C, 6-3, 250, Pleasanton, Calif., Amador	1980-82
38	Tyler Sellers, CB, 5-10, 173, East Wenatchee, Eastmont	2004
63	Charles Semancik, G, 5-11, 190, Tacoma	1936-37
37	Clement Senn, G, 5-11, 178, Tacoma, Lincoln	1930-32
21	Peter Senuty, E, 6-2, 190, Bellingham	1939
23	William Sewell, LH, 6-0, 170, Tacoma, Lincoln	1939-41
3	Ford Sexton, Q, 5-10, 180, Dunsmuir, Calif.	1939-40
39	Alfonso Shambra, H, 5-11, 172, Los Angeles, Calif.	1931-33
3	Leo Shannon, T, 195, Pullman, Pullman	1922-23
29	P. J. Shank, S, 6-0, 178, Dayton, Ohio, Fairview	1968-69
6	Fred Shavies, DE, 6-2, 260, Oakland, Calif., Fremont	1999-02
44	Josh Shavies, DL, 6-6, 317, Oakland, Calif., Fremont	1999-00, 02-03
81	Edwin E. Shaw, E, 6-0, 190, Spokane, Rogers	1958-60
22	Glen Shaw, TB, 5-10, 180, Yakima, Eisenhower	1966-68
48	Peter Shaw, S, 6-0, 181, Compton, Calif., Pius X	1980-81
82	R. Gerald Shaw, E, 6-2, 190, Calgary, Alberta, Mt. Royal College	1962-64
49	Stanley Shaw, E, 180, Yakima	1930
82	Todd Shaw, DT, 6-6, 278, Portland, Ore., Franklin	1991-94
63	Mike Shelford, OL, 6-2, 275, Seattle, Kings	2001-03
15	Stan Sherer, QB, 6-2, 190, Rancho Cordova, Calif., Rancho Cordova	1972
23	Cole Sheridan, CB, 5-11, 183, Pullman, Pullman	2000-02
88	Richard C. Sheron, E, 6-5, 220, Beaverton, Ore., Beaverton	1964-66
44	Bill Shore, G, 5-11, 201, Stanwood	1937-38
63	Steven Shoun, SLB, 6-3, 206, Caldwell, Idaho, Caldwell	1967-69
5	Larry Sibillia, H, 5-9, 175, Cle Elum	1933-34
10	Brian Sickler, OLB, 6-1, 214, Dallas, Pa., Miami	1978-80
3	Graham Siderius	2003-04
39	Joe Sienko, F, 6-0, 186, PeEll	1936-37
31	Melvin Simmons, LB, 6-1, 210, Compton, Calif., Dominguez	1999-00
17	Randal Simmons, CB, 5-11, 180, Los Angeles, Calif., Fairfax	1976-78
53	Keith Simon, Q, 5-7, 155, Billings, Mont.	1936, 39
69	Matt Simonet, OT, 6-5, 277, Kent, Kentwood	1988-89
90	Robert Simpson, OE, 6-2, 210, Edwall, Reardan	1965-67
24	Robin Sinclair, CG, 6-0, 185, Portland, Ore., Grant	1971-73
2	Frank Skadan, Q, 163, Spokane, North Central	1920-21
39	Brian Skjei	2004
21	Howard Slater, T, 185, Spokane, Deer Park	1922-23
72	Kevin Sloan, OT, 6-7, 263, Costa Mesa, Calif., Estanica	1981-82
48	Fred Small, Q, 6-1, 208, Mead, Mead	1941
24	Courtney Smith, F, 6-0, 175, Seattle	1927-28
73	Dan Smith, OT, 6-4, 258, Bremerton, Olympic CC	1974-75
84	Dustin Smith, TE/OG, 6-4, 255, Kennewick, Kamiaken	1990-92
41	Harold Gus Smith, H, 5-10, 165, Wapato, Wapato	1936-37
91	James D. Smith, DE, 6-3, 210, Brawley, Calif., Brawley	1967-68
5	Jonathan Smith, RB, 5-10, 190, Pasadena, Calif., Narbonne	2002-03
28	Kealan Smith, RB, 6-0, 205, Gig Harbor, Peninsula	2003
63	Mike Smith, C, 6-2, 280, Auburn, Jefferson	1987-90
30	Raonall Smith, LB, 6-2, 241, Gig Harbor, Peninsula	1998-01
21	Richard Smith, TB, 6-3, 205, Norristown, Pa., Norristown	1968-69
62	Ryan Smith, OL, 6-4, 270, Anderson, Calif., Anderson Union	1990
72	Stanley Smith, C, 6-1, 194, Abilene, Texas	1934-36
	W. Smith	1913-14
31	Wendell Smith, DB, 5-11, 207, Spokane, Gonzaga Prep	1999, 2002
23	William Smith, G, 180, Sprague	1924-26
75	William M. Smith, T, 6-2, 215, Olympia, Olympia	1948
13	Mike Snow, CB, 6-1, 192, Seattle, Lindbergh	1976-79
24	Tom Solberg, TB, 6-3, 196, Auburn, Auburn	1968
34	Arnold Soley, FB, 5-11, 170, Everett	1929-30
69	George Somnis, G, 6-0, 227, Olympia, Olympia	1957-59
28	Paul Sorensen, CB, 6-0, 189, Walnut Creek, Calif., Northgate	1980-81
92	Gary Southwick, DT, 6-5, 246, Fillmore, Calif., Moorpark JC	1974
81	Ron Souza, TE, 6-2, 205, Castro Valley, Calif., Castro Valley	1967-68
5	Derek Sparks, RB, 6-0, 220, Santa Ana, Calif., Mater Dei	1991-92, 94-95
	Eugene Spaulding	1903, 05
25	Harry Speidel, T, 6-2, 190, Seattle	1926-28
22	David Spence, WR, 6-0, 180, Westminster, Calif., Westminster	1994
	Robert Spencer	1899

WSU COUGAR LETTERMEN

80 Tom Spencer, TE, 6-3, 227, Fremont, Calif., Mission San Jose	1979-82	55 David D. Thomas, C-T, 6-0, 225, Culver City, Calif., Culver City	1964-66
54 Kevin Sperry, LB, 6-2, 219, North Torrance, Calif., North Torrance	2002	36 Elmer Thomas, WR, 6-1, 184, Dallas, Texas, Carter	1987-88
55 Fred Spiegelsberg, E, 6-0, 175, Omak, Omak	1939, 41	91 Ernest L. Thomas, DE, 6-4, 220, Austin, Texas, Anderson	1967, 69
69 Kenneth Spooner, G, 5-9, 200, Puyallup, Puyallup	1947-49	44 Jeff Thomas, TE, 6-2, 230, Morgan Hills, Calif., Live Oak	1994-95
14 Don L. Springer, G, 192	1935	22 Lionel Thomas, WR, 6-1, 185, Warren, Ohio, Vern Rosene	1969-70
10 Emile (Jim) St. Geme, Q, 5-10, 180, Los Angeles, Calif., Loyola	1954	6 Kevin Thomasson, FS, 5-11, 184, Sacramento, Calif., Grant	1984-86
87 Kevin St. Martin, TE, 6-2, 235, Yakima, Eisenhower	1996	38 Allen Thompson, RB, 5-10, 205, National City, Calif., Sweetwater	2001, 04
23 John Stackhouse, C, 165, Sunnyside, Sunnyside	1923	46 Eric Thompson, LB, 6-2, 228, Los Alamitos, Calif., Los Alamitos	1991-92
44 Eugene Stagnaro, E, 6-0, 183, Stockton, Calif.	1931-33	22 Harry Thompson, FS, 5-9, 180, Los Angeles, Calif., Lake	1971-72
19 Justin Stallings, WR, 6-0, 217, Lawndale, Calif., Hawthorne	1995	14 Jack Thompson, QB, 6-3, 215, Seattle, Evergreen	1975-78
99 Larry Stallings, LB, 6-5, 208, Wenatchee, Wenatchee	1974	19 James Thompson, LH, 5-11, 179, Seattle	1942
2 Tim Stallworth, WR, 5-11, 171, Pacioma, Calif., Montclair Prep	1986-89	83 John L. Thompson, DE, 6-1, 205, Seattle, West	1965-66
86 William Steiger, E, 6-0, 195, Olympia, Olympia	1955-56, 58	19 Lamont Thompson, FS, 6-2, 215, Richmond, Calif., El Cerrito	1997-99, 2001
84 Don Steinbrunner, E, 6-3, 215, Wickersham, Mt. Baker	1950-52	53 Larry Thompson, C, 6-2, 205, Mabton, Mabton	1962-63
12 Paul Stensen, K, 5-8, 146, Tacoma, Wilson	1969	64 Melvin Thompson, G, 5-10, 180, Pullman, Pullman	1952-53
51 Kevin Stephenson, OG, 6-3, 235, Fullerton, Calif., Servite	1975-76	64 Melvin W. Thompson, G, 5-10, 180, Pullman, Pullman	1949
45 Edward L. Stevens, F, 5-8, 190, Cunningham, Lind	1956-58	48 Tim Thompson, WR, 6-1, 203, Tacoma, Bellarmine	1970
54 Paul Stevens	2004	36 Tom Thompson, OLB, 6-1, 210, Wenatchee, Wenatchee	1976-78
56 Brian Stewart, DL, 6-1, 265, Bellevue, Garfield	1994	83 Lee Tilleman, DE, 6-6, 246, Havre, Mont., Havre	1988-91
25 Duane Stewart, DB, 6-2, 218, Ontario, Calif., Chino	1994-97	93 Steve Timmerman, NG, 6-2, 237, Huntington Beach, Calif., Edison	1975
Elbert Stewart	1903-06	9 Jack Timmons, C, 175, Walla Walla, Walla Walla	1924-25
23 Kwame Stewart, RB, 5-10, 228, Oakland, Calif., Skyline	1995	8 Shawn Tims, WR, 5-11, 183, Vallejo, Calif., Vallejo	1994-97
46 Kyle Stiffarm, LB, 6-0, 195, Clarkston, Clarkston	2000-01	11 Ed Tingstad, FB, 6-1, 201, Spanaway, Bethel	1986-88
Silas Stites	1914-17	15 Alex Tinsley, RB, 5-11, 192, Gilroy, Calif., Gilroy	1998
85 Robert Stogner, WR, 5-8, 160, Santa Rosa, Calif., Santa Rosa JC	1987, 89	25 John Tippins, RB, 6-2, 220, Santa Monica, Calif., Santa Monica	2001-02
41 Frank Stojack, G, 5-10, 186, Tacoma	1932-34	98 Rico Tipton, SLB, 6-1, 228, Citrus Heights, Calif., San Juan	1981, 83-84
53 Chuck Stone, C, 6-2, 185, Walla Walla, Walla Walla	1953	42 Dexter Tisby, TB, 5-7, 177, Los Angeles, Calif., Fairfax	1975
18 Earle Stone, C, 6-3, 198, Oswego, Ore.	1938-40	66 Robbie Tobeck, OG/C, 6-3, 265, Tarpon Springs, Fla., NP Richey	1991-92
Fred Stone	1899	56 Dave Tobin, C, 6-1, 252, Bellevue, Newport	1974-75
77 Alvin Stout, T, 6-3, 212, Tacoma, Clover Park	1949	29 Vernon Todd, DB, 5-10, 166, San Jose, Calif., Oak Grove	1987-88
42 Jay Stoves, LH, 6-3, 203, Centralia, Centralia	1940-42	61 Otto Tollefson, LG, 5-10, 190, Edmonds, Edmonds	1948-49
52 Gail B. Strait, C, 6-0, 195, Spokane, West Valley	1956-57	35 William Tonkin, QB, 5-8, 157, Seattle	1928-30
23 Thomas E. Strait, HB, 5-10, 185, Spokane, Central Valley	1964	87 Hugh Toomey, E, 6-2, 185, Los Angeles, Calif., Loyola	1954-55
69 Carl Strand, G, 5-10, 190, Bremerton, Bremerton	1953	51 Laverne Torgeson, C, 6-0, 205, La Crosse, La Crosse	1948-50
59 Randy Strawn, SLB, 6-1, 209, Santa Clara, Calif., Mitty	1975	Alex Torpen	1903
20 Andre Stuckey, CB, 5-10, 180, Oakland, Calif., Fremont	1974	46 Don Transech, WR, 6-1, 175, San Jose, Calif., Delmar	1971-72
32 Elwood Sturdevant, G, 5-9, 160, Montesano, Montesano	1946-48	4 John Traut, PK, 6-2, 187, Laguna Hills, Calif., Santa Barbara	1982-85
84 Lee Suksdorf, TE, 6-3, 196, Medford, Ore., Medford	1968-69	13 Rob Treece, FS, 5-11, 185, Snohomish, Snohomish	1982-84
38 Nick Susoeff, LE, 6-2, 210, Los Angeles, Calif.	1940-42	78 Andy Tribble, OT, 6-5, 259, Salinas, Calif., Palma	1990-92
Clyde Suver	1912	24 Oliver Triggvi, QB, 160, Bellingham, Bellingham	1922
86 Harland Svare, E, 6-0, 195, Poulsbo, North Kitsap	1950-52	16 John Troppman, S, 6-1, 195, Corte Madera, Calif., Redwood	1976-77
80 David E. Swanson, E, 6-0, 180, Tacoma, Lincoln	1946-48	Roy Troupe	1897
93 Wayne Swayda, DE, 6-2, 210, Phoenix, Ariz., Camelback	1967-68	47 Tony Truant, K, 5-10, 184, Seattle, Shorewood	1994-96
3 Charles Sweet, HB, 154, Winona	1924-26	45 Marcus Trufant, CB, 6-0, 189, Tacoma, Wilson	1999-02
3 Donald Sweet, K, 6-1, 186, Vancouver, B.C., Lord Byng	1970-71	74 Robert K. Trygstad, T, 6-3, 288, Torrance, Calif., Gardena	1964-66
33 Rich Swinton, RB, 5-8, 190, Canoga Park, Calif., Montclair Prep	1987-90	44 Phillip Tuivali, RB, 6-0, 226, Kent, West Seattle	1990
64 Steve Swift, DT-R, 6-3, 230, Seattle, Grays Harbor CC	1977-78	74 Ryan Tujague, OT, 6-7, 305, Pleasanton, Calif., Amador Valley	1998-99
9 Josh Swogger	2003-04	97 Faafetai (Tai) Tupai, DT, 6-5, 318, Monterey, Calif., Monterey	2000-03
56 Greg Sykes, OG, 6-6, 243, Los Angeles, Calif., Hollywood	1979-80	37 Seaula (Junior) Tupai, WR, 5-11, 186, Seaside, Calif., Monterey	2002
		54 Junior Tupuola, OLB, 6-2, 205, Alameda, Calif., Encinal	1981-82, 84
		25 Don Turner	2003-04
		72 John Turner, T, 6-4, 250, Klamath Falls, Ore., Klamath	1950-51
		73 Lewis Turner, T, 6-2, 199, Spokane, North Central	1955-56
		12 Ricky Turner, QB, 5-11, 178, Compton, Calif., Compton	1980-83
		35 Robert Turner, CB, 6-2, 206, Oakland, Calif., McClymonds	1992-93
		27 Dean Turulja, WLB, 6-3, 192, Bellevue, Sammamish	1985-86
		55 Pili Tutuvanu, C, 6-2, 241, Carson, Calif., Narbonne	1980, 82, 84
		8 Tupu Tupuo, DE, 6-3, 276, Menlo Park, Calif., Menlo-Atherton	1998-01
		31 Monte Tweten, DS, 6-0, 201, Yakima, Eisenhower	1970
		Tom Tyrer	1911-14
T			
79 Michael Talbot, OT, 6-3, 229, San Leandro, Calif., San Leandro	1970-71		
24 Darren Talley, WR, 6-0, 178, Longview, Mark Morris	1979-82		
38 Junior Tautalatasi, RB, 5-11, 211, Alameda, Calif., Encinal	1984-85		
47 Jesse Taylor	2003-04		
3 Joe Taylor, SS, 6-0, 192, Jersey City, N.J., Snyder	1980-81, 83		
8 Kitrick Taylor, WR, 5-11, 181, Claremont, Calif., Pomona	1982-83, 85, 86		
82 Nian Taylor, WR, 6-1, 195, Riverside, Calif., Ramona	1996-99		
24 Norman Taylor, G, 6-0, 205, Glendale, Calif.	1931-32		
27 Norman Taylor, E, Olympia	1925-27		
5 Gary Teague, S, 6-0, 186, Rancho Cordova, Calif., Cordova	1978-79, 81		
21 Alex Teems	2003-04		
37 Richard Temby, H, 6-0, 185, Tonasket, Tonasket	1955		
40 Floyd J. Terry, E, 6-1, 180, Exeter, Calif.	1934-36		
45 Larry Thatcher, WR, 5-11, 195, Bremerton, West	1966-68		
Lorne Thayer	1904-07		
48 George Theodoratos, T, 6-2, 240, Sacramento, Calif.	1932-34		
73 Arnold Thexton, T, 6-2, 235, Alhambra, Calif., Alhambra	1962		
33 Jeremy Thielbahr, RB, 6-2, 233, Sandpoint, Idaho, Sandpoint	1998-01		
78 Steve Thieme, OG-L, 6-4, 240, Richland, Hanford	1977		
18 Bryant Thomas, DB, 6-0, 204, Carson, Calif., San Pedro	1994-97		

WSU COUGAR LETTERMEN

U

21	Neti Uluga'ono, OLB, 6-1, 198, Waeimemalo, Hawaii	1987
60	Mike Utley, OG, 6-6, 302, Seattle, Kennedy F. Vance	1985-88 1913

V

77	Steven Van Sindersen, ST, 6-3, 240, Bellingham, Bellingham	1966-68
76	Dan Varhey, T, 6-1, 225, Sunnyside, Sunnyside	1957-58
15	Dan Vaughn, QB, 6-1, 196, San Francisco, Calif., St. Ignatius	1989
88	Norman Veach, E, 6-2, 195, Spokane, North Central	1955
55	James Vest, LB, 6-4, 250, Puyallup, Puyallup	1967
90	Nick Volk, DT, 6-2, 230, Spokane, Gonzaga	1985
52	Ronald E. Vrlcic, C, 6-2, 218, Beaverton, Ore., Beaverton	1964-66

W

60	Aaron Wagner, LB, 6-3, 250, Lethbridge, Alberta, Lethbridge Sec.	2000, 2003
42	Tom Wagner, LB, 6-2, 207, Bellevue, Newport	1997-98
64	Lincoln Walden-Schulz, C, 6-4, 285, Long Beach, Calif., Wilson	1998-99
19	Eric Waldorf, HB, 185, Kennewick	1923-25
44	Buddy Waldron, SS, 5-11, 206, Bellevue, Bellevue	1992
6	Brian Walker, DB, 6-1, 180, Colorado Springs, Colo., Widefield	1994-95
62	Mike Walker, DT, 6-1, 246, Indianapolis, Ind., Pike	1979, 81
44	Darroll Waller, H, 6-1, 195, Spokane, Gonzaga	1945
46	Frank Wallulis, T, 192, Roslyn	1930-31
46	Bob Walsh, OLB, 6-3, 208, San Marino, Calif., San Marino	1982
44	William C. Ward, LG, 6-2, 212, Sequim, Sequim	1941-42
81	Wendell Wardell, T, 6-5, 230, Billings, Mont., Billings	1963
67	Clyde Warehime, SLB, 6-2, 218, Kent, Kent-Meridian	1971-73
26	Mike Washington, RB, 5-10, 191, Tacoma, Lakes	1976-78, 80
22	Talmadge (Duke) Washington, F, 5-11, 190, Pasco, Pasco	1952-54
2	Jerald Waters, SS, 5-11, 191, Daly City, Calif., Serramonte	1982-84
32	Brad Watkins, LB, 6-3, 225, Mountain View, Calif., Mountain View	1974
9	Cedric Watkins, CB, 6-1, 180, Long Beach, Calif., Poly	1976
66	Frank Watkins, G, 5-10, 190, Pullman, Pullman	1954
22	Paul Watson, PK, 6-1, 195, Vancouver, B.C., Point Grey Sec.	1977-78
81	Markham Watt, WR, 6-0, 174, Long Beach, Calif., Gardena	1982
74	Lee Weatherford, DE, 6-3, 230, Portland, Ore., Douglas	1972-74
92	Dan Webber, DE, 6-5, 260, Bellevue, Eastside Catholic	1987-90
66	Larry Weir, G, 5-11, 190, Spokane, Gonzaga Prep	1955
77	Victor D. Weitz, T, 6-3, 190, Walla Walla, Walla Walla	1952-53
76	James Welch, G, 5-10, 200, Seattle, Lincoln	1953-55
26	Cecil Welchko, H, 6-1, 175, Bonners Ferry, Idaho	1936-38
82	Doug Wellsandt, TE, 6-3, 248, Ritzville, Ritzville	1987-89
82	Adam West	2002-04
89	Harvey West, E, 6-0, 215, Olympia, Olympia	1959-61
44	John West, SS, 6-1, 183, Marysville, Granite Falls Mel West	1978-81 1903
94	Kirk Westerfield, DE, 6-7, 280, Benton City, Kiona-Benton	1988-91
5	Cecil Wetsel, G, 195, Wenatchee, Wenatchee	1922-23
	Harry Wexler	1913, 17
	Herbert Wexler	1905-08
21	Jim Whatley, WR, 6-0, 172, Bellevue, Interlake	1978-80
8	Hugh Wheeler, FB, 175, Colfax, Colfax	1922
57	Brent White, DT, 6-2, 233, Sparks, Nev., Reed	1980-81, 84
69	Dan White, DT, 6-2, 242, Longview, Morris "Dud" White	1968-69 1909
74	Jamie White, OT, 6-4, 263, Lapwai, Idaho, Lapwai	1981, 84
13	Jason White, WR, 5-11, 171, Milpitas, Calif., Milpitas	2001
40	Brian Whiteaker, DE, 6-2, 225, Mill Creek, Jackson	2001
33	Mark Whitmire, LB, 6-2, 222, Centralia, Charles Wright	1991-92
88	Brad Whitsell, TE, 6-1, 212, Lake Stevens, Lake Stevens Fred Whittaker	1979 1899
45	Rob Whorley, K, 6-0, 187, Spokane, Mead	1988,90
34	Mark Wicks, DHB, 6-2, 195, Watertown, S. D., Watertown	1965-67
75	Tom Wickert, OT, 6-4, 247, San Rafael, Calif., Redwood	1971-73
13	Jack Wigmore, QB, 5-11, 175, Santa Ana, Calif., Mater Dei	1969-70
97	Anousith Wilaikul, K, 5-8, 148, Vista, Calif., Vista	2000
55	Frank Willard, E, 175, Tacoma	1931

56	Bill Williams, OT, 6-6, 270, Naches, Naches	1984-85
22	Clarence (Clancy) Williams, G, 6-2, 195, Renton, Renton	1962-64
98	Clarence (Butch) Williams, TE, 6-2, 236, Seattle, Renton	1989-92
76	Eric Williams, DT, 6-5, 258, Stockton, Calif., St. Mary's	1981-83
95	Jeremey Williams, DT, 6-5, 284, Spokane, Ferris	2000-02
33	Jerry Williams, H, 5-10, 166, Spokane, N. Central	1946-48
8	Marcus Williams, WR, 6-5, 231, Oakland, Calif., Berkeley	1999-00
20	Mark Williams, TB, 5-8, 170, Seattle, Garfield	1966-68
31	Ray Williams, RB, 5-9, 173, Pacomia, Calif., San Fernando	1976-79
42	Robert Williams, FB, 6-1, 207, Compton, Calif., Compton	1980-82
24	Vaughn Williams, FB, 6-1, 205, Oakland, Calif., Fremont	1974-75
24	Virgil Williams, DB, 6-1, 195, Tacoma, Curtis, 1999	2001-03
76	Wallace Williams, OT, 6-2, 260, Bakersfield, Calif., Bakersfield JC	1970-71
77	Alan Williamson, T, 6-2, 205, Kelso, Kelso	1956-57
25	Charles Wilson, T, 6-0, 190, Ellensburg, Ellensburg	1945
27	David Wilson, Q, 5-9, 170, Olympia, Olympia	1958
55	Eboni Wilson, DE, 6-2, 264, Los Angeles, Calif., Jefferson	1998
13	Jimmy Wilson, WR, 6-1, 205, Phoenix, Ariz., Phoenix Christian	2001
86	Mike Wilson, WR, 6-2, 203, Carson, Calif., Carson	1978-80
17	Michael Wimberly, WR, 5-9, 167, Gardena, Calif., El Camino JC	1987-88
14	William Winans, HB, 164, Walla Walla, Walla Walla	1921
35	Richard Windham, H, 5-11, 185, No. Hollywood, Calif., Hollywood	1956-57
74	John Winslow, OT, 6-4, 264, Overland Park, Kan., Shawnee Mission S. Joe Winston	1981-83 1894-97
92	Brian Winter, LB, 6-1, 221, Tacoma, Curtis	2003-04
71	Cory Withrow, C, 6-4, 275, Spokane, Mead	1994-97
50	Hap Wolf, C, 6-2, 228, Yelm, Spokane Falls CC	1974
76	Steve Wolfe, C, 6-4, 304, Puyallup, Puyallup	1989-91, 93
12	Charles Wood, H, 6-1, 177, Pullman, Pullman	1937-38
13	Victor Wood, WR, 5-10, 162, Seattle, Franklin	1986-88
90	Jeron Woodley, DT, 6-4, 270, San Jose, Calif., Oak Grove	1987-90
24	James Wooddy, LT, 6-0, 202, Albany, Ore. Dennis Woods	1939-41 1896-99, 1901
94	Troy Woody, WR, 6-3, 205, Vancouver, Evergreen	1997-98
61	James C. Wright, T, 6-3, 240, Bellingham, Issaquah	1941-42, 46
20	Michael Wright, CB, 6-0, 189, Seattle, Kennedy	1988-91
32	Shaumbe Wright-Fair, RB, 6-0, 219, Seaside, Calif., Monterey	1989-92
56	Paul Wulff, C, 6-4, 274, Davis, Calif., Davis	1986-89
72	John Wyffels, T, 6-0, 225, Martinez, Calif., Alhambra	1960-61
1	Milton Wynn, WR, 6-3, 205, Lancaster, Calif., Antelope Valley	2000

Y

36	Harold Yap, G, 5-11, 180, Honolulu, Hawaii	1929-30
50	George Yarno, DT, 6-3, 235, Spokane, Ferris	1975-78
77	Gordon Yeomans, TB, 6-0, 190, Calgary, Alberta, Maning	1971-72
20	Mark Young, OG, 6-3, 270, Vancouver, Ft. Vancouver	1974-75
87	Ron Young, WR, 6-3, 210, San Diego, Calif., Henry	1989-90
21	Stanley Young, G, 173, Spokane	1924-25

Z

7	John Zaeffel, Q, 160, Snohomish, Snohomish	1921-23
59	Barry Zanck, OT-R, 6-2, 235, Spokane, Spokane Falls	1977
77	Daryl Zanck, DT, 6-3, 234, Spokane, Ferris	1973
28	Jack Zane, T, 6-2, 190, Bellingham	1928
27	John Zaring, RH, 6-1, 195, Walla Walla, Walla Walla	1961
52	Stanley Zemny, LG, 6-1, 198, Raymond Clarence Zimmerman, Everett, Everett	1921-23 1914-17
41	Farwan Zubeidi, WR, 5-10, 171, North Vancouver, BC, Chaffey	1997-00
36	Walter Zuger, HB, 5-11, 167, Waitsburg	1934-36

WSU HALL OF FAME


HALL OF FAME



HUGH CAMPBELL



RICHARD FARMAN



BILL GASKINS, JR.



MEL HEIN



FRANK MATAYA

Applequist, Hack—1989, Football (Player, Coach), Baseball (Coach)

Bailey, Arthur "Buck"—1978, Coach (Baseball)

Bailey, Byron—1986, Football

Bates, Stan—1980, Administrator

Benke, Loren—1984, Track

Berry, Bill—1989, Wrestling, Football

Bishop, Gale—1978, Basketball

Bledsoe, Drew—2002, Football

Bohler, J. Fred "Doc"—1978, Administrator

Bohm, Wilbur—1978, Administrator (Trainer)

Brayton, Charles "Bobo"—1981, Baseball, Football

Buckley, Archie—1984, Football, Basketball, Baseball

Campbell, Hugh—1978, Football

Cey, Ron—1981, Baseball

Chambers, Cliff—1984, Baseball

Chaplin, John—2002, Coach (Track and Field)

Clark, Asa "Ace"—1978, Football

Cogdill, Gail—1982, Football

Coleman, Dorthea—1990, Coach (Basketball)

Conley, Everett—1984, Boxing

Conley, Gene—1979, Basketball, Baseball

Deeter, Ike—1978, Coach (Boxing)

Dietz, William "Lone Star"—1983, Coach (Football)

Doornink, Dan—1987, Football

Edwards, Glen "Turk"—1978, Football

Eggart, Jeanne—1988, Basketball

Eischen, Clem—1983, Track

Ellingsen, Carl—1980, Football, Basketball, Baseball, Wrestling

Ellingsen, Don—1984, Football, Track

Farman, Richard—1990, Football

Ford, Dale—1983, Baseball

Foster, Earl—1979, Administrator

Foster, Wes—1981, Track

Friel, Jack—1978, Coach (Basketball)

Gambold, Bob—1988, Football, Basketball

Gary, Bob—1989, Track

Gaskins, Bill, Jr.—1990, Football

Gayda, Ed—1983, Basketball

Gentry, Dale—1988, Football, Basketball, Baseball

Goddard, Ed—1978, Football

Goldsworthy, Harry—1993, Football

Gordon, Carol—2004, Administration

Hanley, Dick—1986, Football, Coach (Football)

Hanson, Jason—2002, Football

Hanson, Vince—1986, Basketball

Harshman, Marv—1986, Coach (Basketball)

Heathcote, Jud—1990, Basketball

Hein, Mel—1978, Football

Hollingbery, Orin E. "Babe"—1978, Coach (Football)

Hooper, Pete—1984, Basketball, Baseball

Jenne, Eldon—1978, Track

Kelly, Brian—1989, Football

WSU HALL OF FAME


The Washington State University Hall-of-Fame was begun in 1978. WSU President Dr. Glenn Terrell (since retired) called for the formation of the Athletic Hall-of-Fame.

It is comprised solely of former WSU athletes, coaches and administrators. Nominations are accepted from the general public each spring, and the WSU Athletic Hall-of-Fame Council votes to determine membership.

Members of the WSU Athletic Hall-of-Fame, the year they were inducted and the category in which they were inducted are listed below.



GAIL COGDILL



DON ELLINGSEN



RUEBEN MAYES



HERBERT "BUTCH" MEEKER



GEORGE REED



CLARENCE "CLANCY" WILLIAMS

Kennedy, Bob—1988, Football
 Korir, Julius—2004, Track
Levenseller, Mike—1993, Football
Lincoln, Keith—1979, Football
 Lindemann, Paul—1980, Basketball
 Lindgren, Gerry—1978, Track
 Lufi, Dubi—1989, Gymnastics
 Marker, Chris—1986, Swimming
Mataya, Frank—1989, Football, Basketball, Baseball, Track
Mayes, Rueben—1993, Football
 McKinnon, Ed—1978, Boxing
 McLarney, Art—1981, Basketball, Baseball
 McIntosh, Joe—1988, Baseball
Meeker, Herbert "Butch"—1978, Football
 Mooberry, Jack—1978, Coach (Track)
 Nelson, Jack—1979, Track
 Ngeno, John—1993, Track
Niemi, Laurie—1978, Football
 Nollan, William—1981, Basketball, Baseball, Tennis
 Olerud, John—1986, Baseball
 Olerud, John—2002, Baseball
 Orr, Lee—1978, Track
Paul, Don—1980, Football, Baseball
 Petragallo, Roy—1979, Boxing
 Rademacher, Pete—1982, Boxing
 Raveling, George—2004, Coach (Basketball)
Reed, George—1978, Football


Reese, W. B. "Red"—1983, Coach (Basketball)
 Robertson, Bob—2002, Broadcaster
Rohwer, Ted—1989, Football, Basketball, Baseball
 Rono, Henry—1987, Track
Rypien, Mark—1993, Football
Sarboe, Phil—1980, Football, Baseball
Schwartz, Elmer—1981, Football
Senn, Clem—1990, Football
Sewell, Bill—1987, Football, Baseball
 Sheridan, Linda—2004, Coach (Volleyball, Basketball)
 Silvermail, Sarah—2002, Volleyball
 Smith, Helen—1993, Administration
Spiegelberg, Fred—1983, Coach (Football)
Steiger, Bill—1988, Football
 Sundquist, Ray—1979, Basketball
Svare, Harland—1982, Football
Theodoratos, George—1987, Football, Track, Boxing
Thompson, Jack—1987, Football
Torgeson, Laverne—1979, Football
Utley, Mike—2004, Football
 Van Reenen, John—1982, Track
 Washam, JoAnn—1982, Golf, Basketball
Williams, Clarence "Clancy"—1986, Football
Williams, Jerry—1979, Football
Zimmerman, Clarence—1978, Football

Bold type indicates football affiliation.

WSU HALL OF FAME



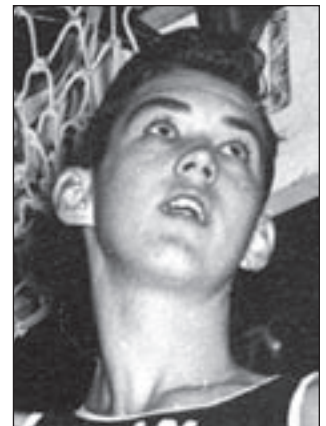
J. FRED "DOC" BOHLER



CHARLES "BOBO" BRAYTON



RON CEY



GENE CONLEY

H A L L O F F A M E

STATE OF WASHINGTON

The Tacoma Athletic Commission established the State of Washington Sports Hall-of-Fame in 1960. It was originated by Clay Huntington, and the annual induction of new members is held each December in Tacoma. Sports editors and sportscasters from throughout the state cast ballots each year to determine the new inductees.

The WSU members of the State of Washington Sports Hall-of-Fame are:

- Bailey, Arthur "Buck"—Coach (Baseball)
- Bishop, Gale—Basketball
- Bohler, J. Fred "Doc"—Administrator
- Campbell, Hugh**—Football
- Cey, Ron—Baseball
- Cogdill, Gail**—Football
- Conley, Gene—Basketball
- Edwards, Glen "Turk"**—Football
- Friel, Jack—Coach (Basketball)
- Goddard, Ed**—Football
- Harshman, Marv—Basketball
- Hein, Mel**—Football
- Hollingbery, Orin E. "Babe"**—Coach (Football)
- Lincoln, Keith**—Football
- Lindemann, Paul—Basketball
- Lindgren, Gerry—Track
- McCallam, John—Sports Author
- Meeker, Herbert "Butch"**—Football
- Nollan, William—Basketball, Baseball
- Paul, Don**—Football
- Reed, George**—Football
- Stock, Wes—Baseball
- Svare, Harlan**—Football
- Torgeson, Laverne**—Football
- Williams, Clancy**—Football
- Williams, Jerry**—Football

INLAND EMPIRE

The Inland Empire Hall-of-Fame displays are located in the Hall-of-Fame Room of the Spokane Arena.

WSU members in the Inland Empire Sports Hall-of-Fame are:

- Adams, Sam—Coach, Teacher
- Bailey, Arthur "Buck"—Coach (Baseball)
- Bates, Stan—Administrator
- Bishop, Gale—Basketball
- Bohler, J. Fred "Doc"—Administrator
- Brayton, Charles "Bobo"—Coach (Baseball)
- Campbell, Hugh**—Football
- Chaplin, John—Coach (Track and Field)
- Cogdill, Gail**—Football
- Deeter, Ike—Coach (Boxing)
- Dietz, William "Lone Star"**—Coach (Football)
- Edwards, Glen "Turk"**—Football
- Ellingsen, Carl**—Football
- Friel, Jack—Coach (Basketball)
- Hanley, Dick**—Coach (Football)
- Hein, Mel**—Football
- Hollingbery, Orin E. "Babe"**—Coach (Football)
- Lincoln, Keith**—Football
- Lindgren, Gerry—Track
- Meeker, Herbert "Butch"**—Football
- Mooberry, Jack—Coach (Track)
- Petragallo, Roy—Boxing
- Robertson, Bob—Broadcaster
- Roffler, Bud**—Football
- Sheredan, Linda—Coach (Volleyball, Basketball)
- Swift, Paul—Track
- Torgeson, LaVern**—Football
- Williams, Jerry**—Football

Bold type indicates football affiliation.



ORIN E. "BABE" HOLLINGBERY

COUGAR GREATS – RETIRED NUMBERS

2005 OUTLOOK
WSU COACHES
PLAYER PROFILES
WSU OPPONENTS
2004 IN REVIEW
COUGAR HISTORY

1927-31
Mel Hein

7

Mel Hein, a consensus pick as the greatest center in football, was the first player to have his jersey retired at Washington State University.

Hein wore his famous No. 7 throughout his collegiate and professional career.

An All-America pick following the 1930 season, Hein helped lead the Cougars to an undefeated record that year and into the 1931 Rose Bowl Game against Alabama. WSU lost that game 24-0, but WSU's record in Hein's three varsity seasons was 26-6.

Beside his All-America selection his senior year, he was an All-West Coast pick after having been named to the All-Coast second team as a junior.

He was also a basketball player, starting at center his junior year for coach Jack Friel's club.

From WSU it was on to the New York Giants, where he played 15 years. Hein was inducted as a charter member into the National Football League Hall of Fame. He was also inducted as a charter member into the Washington State University Athletic Hall of Fame on Oct. 20, 1978, and is a member of the Washington State Sports Hall of Fame and the Inland Empire Sports Hall of Fame.

Eight times an All-Pro center, he was the NFL's most valuable player in 1938. He coached four years, both as head coach and as an assistant.

From 1966-67 he was the supervisor of officials for the American Football League.

In 1969, Hein was voted one of the 11 all-time best professional and collegiate football players in a vote conducted in conjunction with professional football's Centennial celebration.

The Washington State University Board of Regents honored Hein May 14, 1983, with its Distinguished Alumnus Award, the highest award bestowed a Cougar alum.

Hein is also a charter member of The College Hall of Fame, one of two Cougars honored by the National Football Foundation.

In 1999, he was one of three centers named to *The Sporting News* All-Century team for college players.



1974-78
Jack Thompson

14

Jack Thompson finished his career in 1978 as the most prolific passer in the history of the National Collegiate Athletic Association.

Thompson, who was granted a fifth year after missing the 1974 campaign with a knee injury, passed for 7,818 yards for a NCAA record. He became the fourth quarterback in NCAA history to pass for 2,000 yards or more in three seasons.

He established Pacific-10 Conference and WSU records for passes attempted (1,086), passes completed (601), and total plays (1,345). He tied the conference mark for touchdown passes (53) and touchdowns responsible for (63).

Other NCAA career accomplishments by Thompson placed him third in total offense with 7,698 yards, third in pass completions with 601 and tied for fifth with his 53 TD tosses. He became the first junior in the history of the conference to surpass the 5,000 yard barrier in passing.

In 1976 he set a conference record for passing yards with 2,762, completions (208) and touchdown passes (20). He was an All-Pac-8 first team pick as voted by the coaches, All-West Coast UPI first team and a second team AP pick, All-America honorable mention by AP and two-time Pac-8 player of the week.

In 1977 he was named to the All-Pac-8, AP and UPI All-WestCoast second teams and was named an AP All-America honorable mention.

Prior to the 1978 campaign he was a Playboy All-America pick and appeared on the cover of *Street and Smith Magazine*. He was All-Pac-10 first team and UPI All-West Coast second team. Following the season he played in the Challenge Bowl and was named MVP, and played in the Hula Bowl. The National Football League scouts voted him to the Sporting News All-America first team.

Thompson was the third player selected in the 1979 NFL draft, going to the Cincinnati Bengals. He later played for Tampa Bay.

He was only the second football player and the third athlete in WSU history to have his jersey retired.

