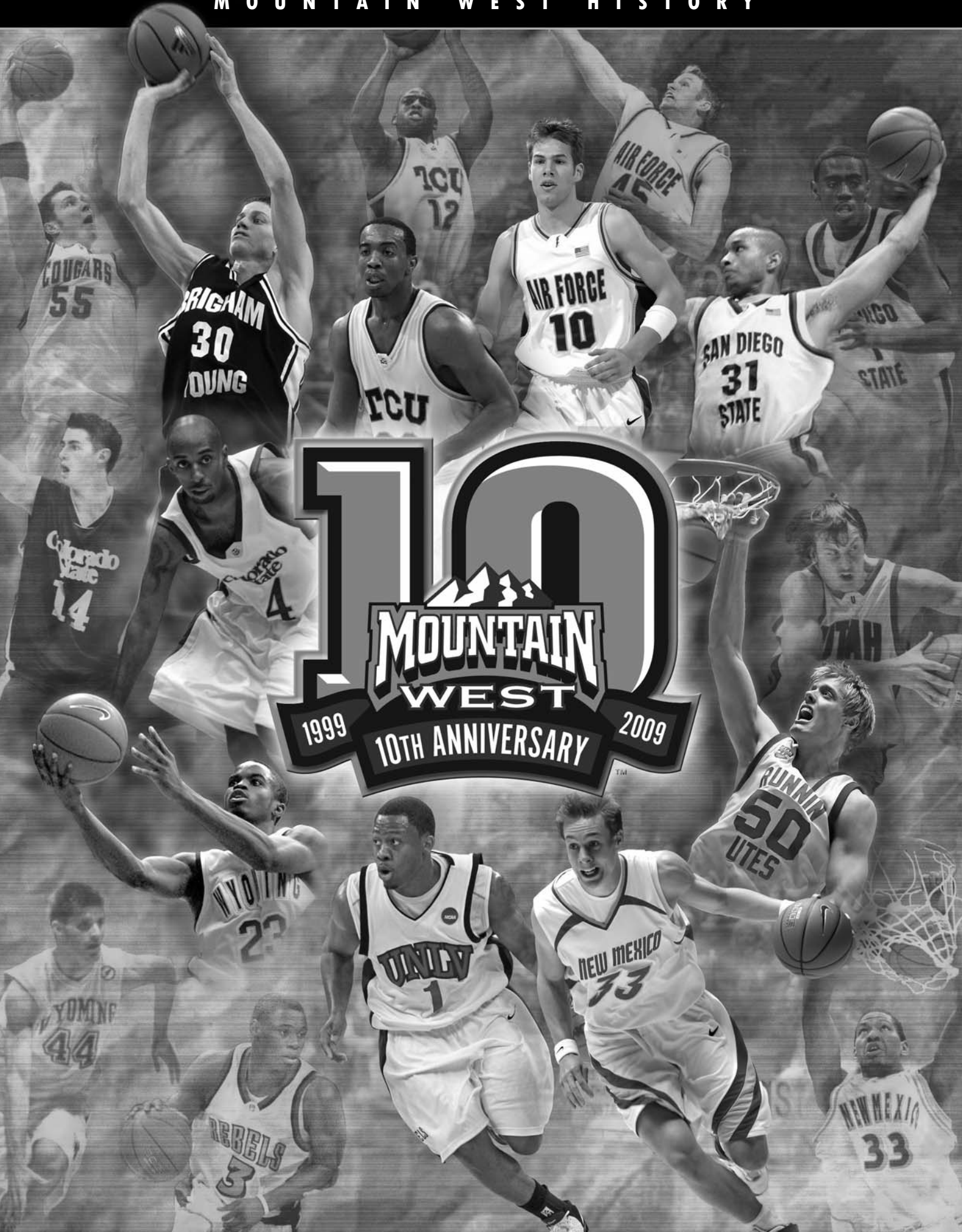




10
MOUNTAIN WEST
1999 10TH ANNIVERSARY 2009





MWC ALL-TIME STANDINGS

ALL-TIME CONFERENCE STANDINGS

1999-2000

TEAM (RK)	CONFERENCE				OVERALL					
	W-L	PCT.	H	A	W-L	PCT.	H	A	N	COACH
UNLV*#	10-4	.714	6-1	4-3	23-8	.742	18-2	4-4	1-2	Bill Bayno
Utah#	10-4	.714	7-0	3-4	23-9	.719	17-0	4-7	2-2	Rick Majerus
New Mexico^	9-5	.643	5-2	4-3	18-14	.563	13-7	5-6	0-1	Fran Fraschilla
Colorado State	8-6	.571	5-2	3-4	18-12	.600	10-3	5-7	3-2	Ritchie McKay
Wyoming	8-6	.571	6-1	2-5	19-12	.613	12-1	5-9	2-2	Steve McClain
BYU^	7-7	.500	5-2	2-5	22-11	.667	14-2	6-9	2-0	Steve Cleveland
Air Force	4-10	.286	3-4	1-6	8-20	.286	6-7	2-11	0-2	Reggie Minton
San Diego State	0-14	.000	0-7	0-7	5-23	.179	5-10	0-13	0-0	Steve Fisher

2000-01

TEAM (RK)	CONFERENCE				OVERALL					
	W-L	PCT.	H	A	W-L	PCT.	H	A	N	COACH
BYU*#	10-4	.714	7-0	3-4	24-9	.727	15-0	4-6	5-3	Steve Cleveland
Utah^	10-4	.714	7-0	3-4	19-12	.613	13-3	5-6	1-3	Dick Hunsaker
Wyoming^	10-4	.714	6-1	4-3	20-10	.667	11-2	6-7	3-1	Steve McClain
UNLV	7-7	.500	5-2	2-5	16-13	.552	12-3	3-7	1-3	Bill Bayno/Max Good
New Mexico^	6-8	.429	4-3	2-5	21-13	.618	15-4	4-8	2-1	Fran Fraschilla
Colorado State	6-8	.429	5-2	1-6	15-13	.536	10-3	2-8	3-2	Dale Layer
San Diego State	4-10	.400	3-4	1-6	14-14	.500	12-5	2-8	0-1	Steve Fisher
Air Force	3-11	.214	3-4	0-7	8-21	.276	5-9	1-11	2-1	Joe Scott

2001-02

TEAM (RK)	CONFERENCE				OVERALL					
	W-L	PCT.	H	A	W-L	PCT.	H	A	N	COACH
Wyoming#	11-3	.786	6-1	5-2	22-9	.710	13-1	6-6	3-2	Steve McClain
Utah#	10-4	.714	6-1	4-3	21-9	.700	14-2	6-5	1-2	Rick Majerus
UNLV^	9-5	.643	6-1	3-4	21-11	.656	17-3	4-7	0-1	Charlie Spoonhour
BYU^	7-7	.500	7-0	0-7	18-12	.600	16-0	1-11	1-1	Steve Cleveland
San Diego State*#	7-7	.500	4-3	3-4	21-12	.636	12-3	6-8	3-1	Steve Fisher
New Mexico^	6-8	.429	5-2	1-6	16-14	.533	14-5	2-9	0-0	Fran Fraschilla
Colorado State	3-11	.214	2-5	1-6	12-18	.400	7-7	2-9	3-2	Dale Layer
Air Force	3-11	.214	3-4	0-7	9-19	.321	5-6	2-12	2-1	Joe Scott

2002-03

TEAM (RK)	CONFERENCE				OVERALL					
	W-L	PCT.	H	A	W-L	PCT.	H	A	N	COACH
Utah#	11-3	.786	6-1	5-2	25-8	.758	15-1	7-4	3-3	Rick Majerus
BYU#	11-3	.786	6-1	5-2	23-9	.719	13-1	6-5	4-3	Steve Cleveland
Wyoming^	8-6	.571	4-3	4-3	21-11	.656	12-3	6-6	3-2	Steve McClain
UNLV^	8-6	.571	5-2	3-4	21-11	.656	15-6	6-5	0-0	Charlie Spoonhour
San Diego State^	6-8	.429	4-3	2-5	16-14	.533	11-6	5-8	0-0	Steve Fisher
Colorado State*#	5-9	.357	3-4	2-5	19-14	.576	14-4	3-9	2-1	Dale Layer
New Mexico	4-10	.286	4-3	0-7	10-18	.357	10-7	0-10	0-1	Ritchie McKay
Air Force	3-11	.214	3-4	0-7	12-16	.429	9-4	3-10	0-2	Joe Scott

2003-04

TEAM (RK)	CONFERENCE				OVERALL					
	W-L	PCT.	H	A	W-L	PCT.	H	A	N	COACH
Air Force#	12-2	.857	7-0	5-2	22-7	.759	13-0	8-5	1-2	Joe Scott
BYU#	10-4	.714	7-0	3-4	21-9	.700	13-0	5-7	3-2	Steve Cleveland
Utah*#	9-5	.643	6-1	3-4	24-9	.727	15-1	6-5	3-3	Rick Majerus/Kerry Rupp
UNLV^	7-7	.500	5-2	2-5	18-13	.581	12-4	4-7	2-2	C. Spoonhour/J. Spoonhour
New Mexico	5-9	.357	5-2	0-7	14-14	.500	14-4	0-9	0-1	Ritchie McKay
San Diego State	5-9	.357	5-2	0-7	14-16	.468	11-4	2-10	1-2	Steve Fisher
Colorado State	4-10	.286	4-3	0-7	13-16	.448	8-4	3-10	2-2	Dale Layer
Wyoming	4-10	.286	4-3	0-7	11-17	.393	10-5	0-11	1-1	Steve McClain

*MWC Tournament champion; #NCAA participant; ^NIT participant; +CBI participant.

MWC ALL-TIME STANDINGS



ALL-TIME CONFERENCE/COMPOSITE STANDINGS

2004-05

TEAM (RK)	CONFERENCE					OVERALL					COACH
	W-L	PCT.	H	A	W-L	PCT.	H	A	N		
Utah (14/18)#	13-1	.929	7-0	6-1	29-6	.829	16-0	7-3	6-3	Ray Giacoletti	
New Mexico*##	10-4	.714	7-0	3-4	26-7	.788	18-1	5-5	3-1	Ritchie McKay	
Air Force	9-5	.643	6-1	3-4	18-12	.600	12-1	4-9	2-2	Chris Mooney	
UNLV^	7-7	.500	3-4	4-3	17-14	.548	10-6	6-7	1-1	Lon Kruger	
Wyoming	7-7	.500	5-2	2-5	15-13	.536	11-3	3-8	1-2	Steve McClain	
San Diego State	4-10	.286	2-5	2-5	11-18	.379	7-9	3-8	1-1	Steve Fisher	
Colorado State	3-11	.214	3-4	0-7	11-17	.393	11-4	0-12	0-1	Dale Layer	
BYU	3-11	.214	2-5	1-6	9-21	.300	6-8	2-9	1-4	Steve Cleveland	

2005-06

TEAM (RK)	CONFERENCE					OVERALL					COACH
	W-L	PCT.	H	A	W-L	PCT.	H	A	N		
San Diego State*##	13-3	.812	7-1	6-2	24-9	.727	13-2	7-5	4-2	Steve Fisher	
Air Force##	12-4	.750	8-0	4-4	24-7	.774	15-0	6-5	3-2	Jeff Bzdelik	
BYU^	12-4	.750	8-0	4-4	20-9	.690	14-1	5-7	1-1	Dave Rose	
UNLV	10-6	.625	6-2	4-4	17-13	.567	12-4	4-8	1-1	Lon Kruger	
New Mexico	8-8	.500	6-2	2-6	17-13	.567	15-2	2-9	0-2	Ritchie McKay	
Utah	6-10	.375	4-4	2-6	14-15	.483	10-5	3-8	1-2	Ray Giacoletti	
Wyoming	5-11	.312	3-5	2-6	14-18	.438	9-8	2-9	3-1	Steve McClain	
Colorado State	4-12	.250	2-6	2-6	16-15	.516	9-6	4-7	3-2	Dale Layer	
TCU	2-14	.125	2-6	0-8	6-25	.194	6-10	0-11	0-4	Neil Dougherty	

2006-07

TEAM (RK)	CONFERENCE					OVERALL					COACH
	W-L	PCT.	H	A	W-L	PCT.	H	A	N		
BYU (24/NR)#	13-3	.813	8-0	5-3	25-9	.735	17-0	6-7	2-2	Dave Rose	
UNLV (14/19)*##	12-4	.750	8-0	4-4	30-7	.811	19-1	8-5	3-1	Lon Kruger	
Air Force^	10-6	.625	7-1	3-5	26-9	.743	16-1	6-5	4-3	Jeff Bzdelik	
San Diego State^	10-6	.625	7-1	3-5	22-11	.667	14-2	6-7	2-2	Steve Fisher	
Wyoming	7-9	.438	6-2	1-7	17-15	.531	12-2	2-9	3-4	Steve McClain	
Colorado State	6-10	.375	4-4	2-6	17-13	.567	10-4	5-7	2-2	Dale Layer	
Utah	6-10	.375	5-3	1-7	11-19	.367	9-6	1-11	1-2	Ray Giacoletti	
New Mexico	4-12	.250	3-5	1-7	15-17	.469	13-5	1-10	1-2	Ritchie McKay	
TCU	4-12	.250	3-5	1-7	13-17	.433	10-7	2-9	1-1	Neil Dougherty	

2007-08

TEAM (RK)	CONFERENCE					OVERALL					COACH
	W-L	PCT.	H	A	W-L	PCT.	H	A	N		
BYU#	14-2	.875	8-0	6-2	27-8	.771	16-0	8-5	3-3	Dave Rose	
UNLV#	12-4	.750	8-0	4-4	27-8	.771	19-2	6-5	2-1	Lon Kruger	
New Mexico^	11-5	.688	6-2	5-3	24-9	.727	16-2	8-6	0-1	Steve Alford	
San Diego State^	9-7	.563	6-2	3-5	20-13	.606	11-3	6-8	3-2	Steve Fisher	
Air Force	8-8	.500	5-3	3-5	16-14	.533	12-4	3-8	1-2	Jeff Reynolds	
Utah+	7-9	.438	5-3	2-6	18-15	.545	11-4	5-10	2-1	Jim Boylen	
TCU	6-10	.375	5-3	1-7	14-16	.467	13-4	1-12	0-0	Neil Dougherty	
Wyoming	5-11	.313	3-5	2-6	12-18	.400	8-6	3-10	1-2	Heath Schroyer	
Colorado State	0-16	.000	0-8	0-8	7-25	.219	3-10	0-14	4-1	Tim Miles	

*MWC Tournament champion; #NCAA participant; ^NIT participant; +CBI participant.

COMPOSITE MOUNTAIN WEST CONFERENCE MEN'S BASKETBALL STANDINGS (1999-2008)

TEAM	CONFERENCE					OVERALL					CBI	NIT	NCAA TOURN.
	W-L	PCT.	H	A	W-L	PCT.	H	A	N				
BYU	87-45	.659	58-8	29-37	189-97	.661	124-12	43-66	22-19	-	3-3	0-5	
UNLV	82-50	.621	52-14	30-36	190-97	.662	134-31	45-55	11-11	-	2-4	3-3	
Utah	82-50	.621	53-13	29-37	184-102	.643	120-22	44-59	20-21	1-1	0-1	4-5	
Wyoming	65-67	.492	43-23	22-44	151-123	.551	98-31	33-75	20-17	-	1-2	1-1	
Air Force	64-68	.485	45-21	19-47	143-125	.534	93-32	35-76	15-17	-	3-1	0-2	
New Mexico	63-69	.477	45-21	18-48	161-119	.575	128-37	27-72	6-10	-	3-4	0-1	
San Diego State	58-74	.439	38-28	20-46	147-130	.531	96-44	37-75	14-11	-	2-3	0-2	
Colorado State	39-93	.295	28-38	11-55	128-143	.472	82-45	24-83	22-15	-	-	0-1	
TCU	12-36	.250	10-14	2-22	33-58	.363	29-21	3-32	1-5	-	-	-	

Ranked by MWC win percentage.



ALL-TIME COACHING RECORDS

ALL-TIME MWC COACHING RECORDS

ALL-TIME MWC COACHING RECORDS

Twenty-seven individuals have served as head coaches of Mountain West Conference institutions since the league's inception in 1999. Each coach is ranked below, according to his winning percentage in regular-season MWC games. The all-games record for each coach includes only the time spent with institutions while members of the MWC. Career records for active MWC coaches can be found on their respective team pages.

	COACH	TEAM (MWC TENURE)	MWC GAMES		ALL GAMES	
			RECORD	PCT.	RECORD	PCT.
1.	Dave Rose	BYU (2005-Present)	39-9	.813	72-26	.735
2.	Rick Majerus	Utah (1999-04)	34-13	.723	85-31	.752
3.	Bill Bayno	UNLV (1999-01)	10-4	.714	26-12	.684
	Dick Hunsaker	Utah (2000-01)	10-4	.714	18-12	.600
5.	Jeff Bzdelik	Air Force (2005-07)	22-10	.688	50-16	.758
6.	Steve Alford	New Mexico (2007-Present)	11-5	.688	24-9	.727
7.	Kerry Rupp	Utah (2004)	6-3	.667	9-4	.692
	Jay Spoonhour	UNLV (2004)	4-2	.667	6-4	.600
9.	Lon Kruger	UNLV (2004-Present)	41-21	.661	91-42	.684
10.	Chris Mooney	Air Force (2004-05)	9-5	.643	18-12	.600
11.	Steve Cleveland	BYU (1999-05)	48-36	.571	117-71	.622
12.	Charlie Spoonhour	UNLV (2001-04)	20-16	.556	54-30	.643
13.	Ray Giacoletti	Utah (2004-07)	25-21	.543	54-40	.574
14.	Steve McClain	Wyoming (1999-07)	60-56	.517	157-105	.599
15.	Max Good	UNLV (2000-01)	7-7	.500	13-9	.591
	Fran Fraschilla	New Mexico (1999-02)	21-21	.500	55-41	.573
	Jeff Reynolds	Air Force (2007-Present)	8-8	.500	16-14	.533
18.	Ritchie McKay	Colorado State (1999-00); New Mexico (2002-07)	39-49	.443	74-74	.500
19.	Steve Fisher	San Diego State (1999-Present)	58-74	.439	147-130	.531
20.	Jim Boylen	Utah (2007-Present)	7-9	.438	18-15	.545
21.	Joe Scott	Air Force (2000-04)	21-35	.375	51-63	.447
22.	Heath Schroyer	Wyoming (2007-Present)	5-11	.313	12-18	.400
23.	Dale Layer	Colorado State (2000-07)	31-71	.304	103-106	.493
24.	Reggie Minton	Air Force (1999-00)	4-10	.286	8-20	.286
25.	Neil Dougherty	TCU (2005-08)	12-36	.250	33-58	.363
26.	Tim Miles	Colorado State (2007-Present)	0-16	.000	7-25	.219
27.	Jim Christian	TCU (2008-Present)	0-0	.000	0-0	.000

Current MWC Head Coaches in Bold.

RANKED BY MWC WINS (Regular-Season Conference Games Only)

1.	Steve McClain, Wyoming	.60
2.	Steve Fisher, San Diego State	.58
3.	Steve Cleveland, BYU	.48
4.	Lon Kruger, UNLV	.41
5.	Dave Rose, BYU	.39
6.	Ritchie McKay, Colorado State/New Mexico	.39
7.	Rick Majerus, Utah	.34
8.	Dale Layer, Colorado State	.31
9.	Ray Giacoletti, Utah	.25
10.	Jeff Bzdelik, Air Force	.22
11.	Joe Scott, Air Force	.21
	Fran Fraschilla, New Mexico	.21
13.	Charlie Spoonhour, UNLV	.20
14.	Neil Dougherty, TCU	.12
15.	Steve Alford, New Mexico	.11
16.	Bill Bayno, UNLV	.10
	Dick Hunsacker, Utah	.10
18.	Chris Mooney, Air Force	.09
19.	Jeff Reynolds, Air Force	.08
20.	Jim Boylen, Utah	.07
	Max Good, UNLV	.07
	Kerry Rupp, Utah	.06
23.	Heath Schroyer, Wyoming	.05
24.	Reggie Minton, Air Force	.04
	Jay Spoonhour, UNLV	.04
26.	Tim Miles, Colorado State	.00
	Jim Christian, TCU	.00

RANKED BY OVERALL WINS (Including Postseason Games)

1.	Steve McClain, Wyoming	.157
2.	Steve Fisher, San Diego State	.147
3.	Steve Cleveland, BYU	.117
4.	Dale Layer, Colorado State	.103
5.	Lon Kruger, UNLV	.091
6.	Rick Majerus, Utah	.085
7.	Ritchie McKay, Colorado State/New Mexico	.074
8.	Dave Rose, BYU	.072
9.	Fran Fraschilla, New Mexico	.055
10.	Charlie Spoonhour, UNLV	.054
	Ray Giacoletti, Utah	.054
	Joe Scott, Air Force	.051
12.	Jeff Bzdelik, Air Force	.050
13.	Neil Dougherty, TCU	.033
14.	Bill Bayno, UNLV	.026
15.	Steve Alford, New Mexico	.024
17.	Chris Mooney, Air Force	.010
	Jim Boylen, Utah	.018
	Dick Hunsaker, Utah	.018
20.	Jeff Reynolds, Air Force	.016
21.	Max Good, UNLV	.013
22.	Heath Schroyer, Wyoming	.012
23.	Kerry Rupp, Utah	.009
24.	Reggie Minton, Air Force	.008
25.	Tim Miles, Colorado State	.007
26.	Jay Spoonhour, UNLV	.006
27.	Jim Christian, TCU	.000

MWC SERIES/HOME RECORDS



MWC SERIES/HOME RECORDS

AIR FORCE

OPPONENT	G	W	L	PCT.
BYU	59	12	47	.203
Colorado State	90	29	61	.322
New Mexico	61	18	43	.295
San Diego State	60	19	41	.317
TCU	8	6	2	.750
UNLV	27	8	19	.296
Utah	57	12	45	.211
Wyoming	95	27	68	.284
TOTALS	457	131	326	.287

BYU

OPPONENT	G	W	L	PCT.
Air Force	59	47	12	.797
Colorado State	130	84	46	.646
New Mexico	123	73	50	.593
San Diego State	64	44	20	.688
TCU	14	11	3	.786
UNLV	27	13	14	.481
Utah	246	122	124	.496
Wyoming	168	99	69	.589
TOTALS	831	493	338	.593

COLORADO STATE

OPPONENT	G	W	L	PCT.
Air Force	90	61	29	.678
BYU	130	46	84	.354
New Mexico	103	41	62	.398
San Diego State	58	36	22	.621
TCU	13	5	8	.385
UNLV	34	7	27	.206
Utah	139	42	97	.302
Wyoming	209	84	125	.402
TOTALS	776	322	454	.415

NEW MEXICO

OPPONENT	G	W	L	PCT.
Air Force	61	43	18	.705
BYU	123	50	73	.407
Colorado State	103	62	41	.602
San Diego State	62	37	25	.597
TCU	14	9	5	.643
UNLV	36	13	23	.361
Utah	122	45	77	.369
Wyoming	116	54	62	.466
TOTALS	637	313	324	.491

SAN DIEGO STATE

OPPONENT	G	W	L	PCT.
Air Force	60	41	19	.683
BYU	64	20	44	.313
Colorado State	58	22	36	.379
New Mexico	62	26	36	.419
TCU	11	5	6	.455
UNLV	43	12	31	.279
Utah	63	12	51	.190
Wyoming	63	28	35	.444
TOTALS	424	166	258	.392

TCU

OPPONENT	G	W	L	PCT.
Air Force	8	2	6	.250
BYU	14	3	11	.214
Colorado State	13	8	5	.615
New Mexico	14	5	9	.357
San Diego State	11	6	5	.545
UNLV	12	1	11	.083
Utah	13	4	9	.308
Wyoming	11	5	6	.455
TOTALS	96	34	62	.354

UNLV

OPPONENT	G	W	L	PCT.
Air Force	27	19	8	.704
BYU	27	14	13	.519
Colorado State	34	27	7	.794
New Mexico	36	23	13	.639
San Diego State	43	31	12	.721
TCU	12	11	1	.917
Utah	39	20	19	.513
Wyoming	36	23	13	.639
TOTALS	254	168	86	.661

UTAH

OPPONENT	G	W	L	PCT.
Air Force	57	45	12	.789
BYU	246	124	122	.504
Colorado State	139	97	42	.698
New Mexico	122	77	45	.631
San Diego State	63	51	12	.810
TCU	13	9	4	.692
UNLV	39	19	20	.487
Wyoming	163	90	73	.552
TOTALS	842	512	330	.608

WYOMING

OPPONENT	G	W	L	PCT.
Air Force	95	68	27	.716
BYU	168	69	99	.411
Colorado State	209	125	84	.598
New Mexico	116	62	54	.534
San Diego State	63	35	28	.556
TCU	11	7	4	.636
UNLV	36	13	23	.361
Utah	163	73	90	.448
TOTALS	861	452	409	.525

MOUNTAIN WEST CONFERENCE MEN'S BASKETBALL HOME RECORDS (ALL GAMES)

TEAM	ARENA (CAPACITY)											ALL-TIME	
		1999-00	2000-01	2001-02	2002-03	2003-04	2004-05	2005-06	2006-07	2007-08	WIN-LOSS	PCT.	
Air Force	Clune Arena (6,002)	6-7	5-9	5-6	9-4	13-0	12-1	15-0	16-1	12-4	340-210	.618	
BYU	Marriott Center (22,700)	14-2	15-0	16-0	13-1	13-0	6-8	14-1	17-0	16-0	419-116	.783	
Colorado State	Moby Arena (8,745)	10-3	10-3	7-7	14-4	8-4	11-4	9-6	10-4	3-10	426-171	.714	
New Mexico	The Pit (18,018)	13-7	15-4	14-5	10-7	14-4	18-1	15-2	13-5	16-2	598-142	.808	
San Diego State	Cox Arena (12,414)	5-10	12-5	12-3	11-6	11-4	7-9	13-2	14-2	11-3	107-61	.637	
TCU	Daniel-Meyer (7,201)	-	-	-	-	-	-	6-10	10-7	13-4	29-21	.580	
UNLV	Thomas & Mack (18,500)	18-2	12-3	17-3	15-6	12-4	10-6	12-4	19-1	19-2	346-68	.836	
Utah	Jon M. Huntsman (15,000)	17-0	13-3	14-2	15-1	15-1	16-0	10-5	9-6	11-4	487-105	.823	
Wyoming	Arena-Auditorium (15,000)	12-1	11-2	13-1	12-3	10-5	11-3	9-8	12-2	8-6	281-93	.751	
TOTALS		95-32 (.748)	93-29 (.762)	98-27 (.784)	99-32 (.756)	96-22 (.814)	91-32 (.740)	103-38 (.730)	120-28 (.811)	109-35	3,031-987	.754	



ALL-TIME YEAR-BY-YEAR RECORDS

AIR FORCE/BYU/COLORADO STATE

AIR FORCE YEAR-BY-YEAR (ALL-TIME)

YEAR	OVERALL	CONF.	COACH
1956-57	11-10		Bob Spear
1957-58	17-6		Bob Spear
1958-59	14-9		Bob Spear
1959-60	12-10		Bob Spear
1960-61	12-12		Bob Spear
1961-62	16-7		Bob Spear
1962-63	10-12		Bob Spear
1963-64	11-12		Bob Spear
1964-65	9-14		Bob Spear
1965-66	14-12		Bob Spear
1966-67	6-18		Bob Spear
1967-68	10-14		Bob Spear
1968-69	11-13		Bob Spear
1969-70	12-12		Bob Spear
1970-71	12-14		Bob Spear
1971-72	12-13		Hank Egan
1972-73	14-10		Hank Egan
1973-74	11-13		Hank Egan
1974-75	13-12		Hank Egan
1975-76	16-9		Hank Egan
1976-77	12-15		Hank Egan
1977-78	15-10		Hank Egan
1978-79	12-13		Hank Egan
1979-80	8-17		Hank Egan
1980-81	9-18	3-13/WAC	Hank Egan
1981-82	8-19	3-13/WAC	Hank Egan
1982-83	11-16	2-14/WAC	Hank Egan
1983-84	8-19	3-13/WAC	Hank Egan
1984-85	8-20	2-14/WAC	Reggie Minton
1985-86	10-19	3-13/WAC	Reggie Minton
1986-87	12-15	5-11/WAC	Reggie Minton
1987-88	11-17	4-12/WAC	Reggie Minton
1988-89	14-14	6-10/WAC	Reggie Minton
1989-90	12-20	3-13/WAC	Reggie Minton
1990-91	9-20	3-13/WAC	Reggie Minton
1991-92	9-20	3-13/WAC	Reggie Minton
1992-93	9-19	3-15/WAC	Reggie Minton
1993-94	8-18	3-15/WAC	Reggie Minton
1994-95	8-20	4-14/WAC	Reggie Minton
1995-96	5-23	1-17/WAC	Reggie Minton
1996-97	7-19	2-14/WAC	Reggie Minton
1997-98	10-16	2-14/WAC	Reggie Minton
1998-99	10-16	2-12/WAC	Reggie Minton
1999-00	8-20	4-10/MWC	Reggie Minton
2000-01	8-21	3-11/MWC	Joe Scott
2001-02	9-19	3-11/MWC	Joe Scott
2002-03	12-16	3-11/MWC	Joe Scott
2003-04	22-7	*12-2/MWC	Joe Scott
2004-05	18-12	9-5/MWC	Chris Mooney
2005-06	24-7	12-4/MWC	Jeff Bzdelik
2006-07	26-9	10-6/MWC	Jeff Bzdelik
2007-08	16-14	8-8/MWC	Jeff Reynolds

TOTAL: 610-761 (.445) 52 seasons-1,371 games

*Notes outright or shared conference title.

BYU YEAR-BY-YEAR (ALL-TIME)

YEAR	OVERALL	CONF.	COACH
1902-03	4-5	UIAA	W.A. Colton
1903-04	3-3	UIAA	
1904-05	9-3	UIAA	
1905-06	11-1	UIAA	C.T. Teetzel
1906-07	7-3	UIAA	C.T. Teetzel
1907-08	4-2	UIAA	C.T. Teetzel
1908-09	7-4	UIAA	Fred Bennion
1909-10	9-2		Fred Bennion
1910-11	8-0		Henry Rose
1911-12	7-0		E.L. Roberts
1912-13	7-3		E.L. Roberts
1913-14	8-2		E.L. Roberts
1914-15	6-2		E.L. Roberts
1915-16	3-3		E.L. Roberts
1916-17	14-2		E.L. Roberts
1917-18	5-3	RMC	E.L. Roberts
1918-19	5-3	*RMC	E.L. Roberts
1919-20	4-2	RMC	E.L. Roberts
1920-21	10-2	RMC	Alvin Twitchell
1921-22	9-3	*RMC	Alvin Twitchell
1922-23	7-5	RMC	Alvin Twitchell
1923-24	14-4	*RMC	Alvin Twitchell
1924-25	10-6	*RMC	Alvin Twitchell
1925-26	11-5	RMC	E.L. Roberts
1926-27	5-14	RMC	E.L. Roberts
1927-28	13-10	RMC	E.L. Roberts
1928-29	20-10	RMC	G. Ott Romney
1929-30	23-7	RMC	G. Ott Romney
1930-31	20-13	RMC	G. Ott Romney
1931-32	20-12	*RMC	G. Ott Romney
1932-33	20-7	*RMC	G. Ott Romney
1933-34	18-12	*RMC	G. Ott Romney
1934-35	18-10	RMC	G. Ott Romney
1935-36	16-9	RMC	Edwin Kimball
1936-37	17-10	RMC	Fred "Buck" Dixon
1937-38	8-13	4-8/SC	Fred "Buck" Dixon
1938-39	12-12	4-8/SC	Edwin Kimball
1939-40	17-8	7-5/SC	Edwin Kimball
1940-41	14-9	6-6/SC	Edwin Kimball
1941-42	17-3	9-3/SC	Edwin Kimball
1942-43	15-7	*7-1/SC	Floyd Millet
1943-44	3-2	SC	Floyd Millet
1944-45	11-12	SC	Floyd Millet
1945-46	12-13	6-6/SC	Floyd Millet
1946-47	9-16	3-9/SC	Floyd Millet
1947-48	16-11	*8-2/SC	Floyd Millet
1948-49	21-13	12-8/SC	Floyd Millet
1949-50	22-12	*14-6/SC	Stan Watts
1950-51	28-9	*15-5/SC	Stan Watts
1951-52	14-10	9-5/SC	Stan Watts
1952-53	22-8	11-3/SC	Stan Watts
1953-54	18-11	9-5/SC	Stan Watts
1954-55	13-13	10-4/SC	Stan Watts
1955-56	18-8	10-4/SC	Stan Watts
1956-57	19-9	*11-3/SC	Stan Watts
1957-58	13-13	9-5/SC	Stan Watts

1958-59	15-11	8-6/SC	Stan Watts
1959-60	8-17	5-9/SC	Stan Watts
1960-61	15-11	9-5/SC	Stan Watts
1961-62	10-16	5-9/SC	Stan Watts
1962-63	12-14	6-4/WAC	Stan Watts
1963-64	13-12	5-5/WAC	Stan Watts
1964-65	21-7	*8-2/WAC	Stan Watts
1965-66	20-5	6-4/WAC	Stan Watts
1966-67	14-10	*8-2/WAC	Stan Watts
1967-68	13-12	4-6/WAC	Stan Watts
1968-69	16-12	*6-4/WAC	Stan Watts
1969-70	8-18	4-10/WAC	Stan Watts
1970-71	18-11	*10-4/WAC	Stan Watts
1971-72	21-5	*12-2/WAC	Stan Watts
1972-73	19-7	9-5/WAC	Glenn Potter
1973-74	11-15	6-8/WAC	Glenn Potter
1974-75	12-14	5-9/WAC	Glenn Potter
1975-76	12-14	6-8/WAC	Frank Arnold
1976-77	12-15	4-10/WAC	Frank Arnold
1977-78	12-18	6-8/WAC	Frank Arnold
1978-79	20-8	*10-2/WAC	Frank Arnold
1979-80	24-5	*13-1/WAC	Frank Arnold
1980-81	25-7	12-4/WAC	Frank Arnold
1981-82	17-13	9-7/WAC	Frank Arnold
1982-83	15-14	*11-5/WAC	Frank Arnold
1983-84	20-11	12-4/WAC	Ladell Anderson
1984-85	15-14	9-7/WAC	Ladell Anderson
1985-86	18-14	11-5/WAC	Ladell Anderson
1986-87	21-11	12-4/WAC	Ladell Anderson
1987-88	26-6	*13-3/WAC	Ladell Anderson
1988-89	14-15	7-9/WAC	Ladell Anderson
1989-90	21-9	*11-5/WAC	Roger Reid
1990-91	21-13	11-5/WAC	Roger Reid
1991-92	25-7	*12-4/WAC	Roger Reid
1992-93	25-9	*15-3/WAC	Roger Reid
1993-94	22-10	12-6/WAC	Roger Reid
1994-95	22-10	13-5/WAC	Roger Reid
1995-96	15-13	9-9/WAC	Roger Reid
1996-97	1-25	0-16/WAC	Reid/Tony Ingle
1997-98	9-21	4-10/WAC	Steve Cleveland
1998-99	12-16	6-8/WAC	Steve Cleveland
1999-00	22-11	7-7/MWC	Steve Cleveland
2000-01	24-9	*10-4/MWC	Steve Cleveland
2001-02	18-12	7-7/MWC	Steve Cleveland
2002-03	23-9	*11-3/MWC	Steve Cleveland
2003-04	21-9	10-4/MWC	Steve Cleveland
2004-05	9-21	3-11/MWC	Steve Cleveland
2005-06	20-9	12-4/MWC	Dave Rose
2006-07	25-9	*13-3/MWC	Dave Rose
2007-08	27-8	*14-2/MWC	Dave Rose

TOTAL: 1,553-986 (.612) 106 seasons-2,539 games

*Notes outright or shared conference title.

COLORADO STATE YEAR-BY-YEAR (ALL-TIME)

YEAR	OVERALL	CONF.	COACH
1901-02	2-0		
1902-03	0-1		
1903-04	2-2		

ALL-TIME YEAR-BY-YEAR RECORDS



COLORADO STATE/NEW MEXICO

1905-06	2-2		Claude Rothgeb
1906-07	5-3		Claude Rothgeb
1907-08	2-3		Claude Rothgeb
1910-11	5-4		George Cassidy
1911-12	3-5		Harry Hughes
1912-13	4-4		Harry Hughes
1913-14	5-3		Harry Hughes
1914-15	7-3		Harry Hughes
1915-16	6-6		Harry Hughes
1916-17	8-5		Harry Hughes
1917-18	5-5		Harry Hughes
1918-19	1-13		Harry Hughes
1919-20	5-5		Harry Hughes
1920-21	4-7		Harry Hughes
1921-22	4-7		Harry Hughes
1922-23	0-1		Harry Hughes
1923-24	6-5	6-3/RMC	Harry Hughes
1924-25	2-10	2-10/RMC	Harry Hughes
1925-26	2-11	2-10/RMC	P.E. Lavik
1926-27	4-8	4-8/RMC	P.E. Lavik
1927-28	5-7	5-7/RMC	P.E. Lavik
1928-29	6-6	6-6/RMC	Joe Ryan
1929-30	4-10	4-10/RMC	Joe Ryan
1930-31	4-8	4-8/RMC	Joe Ryan
1931-32	4-8	4-8/RMC	Joe Ryan
1932-33	7-5	7-5/RMC	Joe Ryan
1933-34	5-7	5-7/RMC	Joe Ryan
1934-35	6-6	6-6/RMC	Saaly Salwachter
1935-36	7-9	3-9/RMC	Sam Campbell
1936-37	7-6	7-5/RMC	Sam Campbell
1937-38	7-9	3-9/SC	John Davis
1938-39	2-14	2-10/SC	John Davis
1939-40	6-12	3-9/SC	John Davis
1940-41	10-9	4-8/SC	John Davis
1941-42	3-16	1-11/SC	John Davis
1942-43	7-9	0-4/SC	John Davis
1944-45	7-11		John Davis
1945-46	15-9	6-6/SC	E.D. Taylor
1946-47	3-18	1-11/SC	E.D. Taylor
1947-48	14-21	3-17/SC	E.D. Taylor
1948-49	14-21	3-17/SC	E.D. Taylor
1949-50	7-23	2-18/SC	H.B. Lee
1950-51	13-20	6-14/SC	Bill Strannigan
1951-52	13-15	3-11/SC	Bill Strannigan
1952-53	12-14	5-9/SC	Bill Strannigan
1953-54	22-7	*12-2/SC	Bill Strannigan
1954-55	11-12	5-9/SC	Jim Williams
1955-56	12-13	7-7/SC	Jim Williams
1956-57	9-16	6-8/SC	Jim Williams
1957-58	14-11	9-5/SC	Jim Williams
1958-59	8-14	6-8/SC	Jim Williams
1959-60	13-10	*10-4/SC	Jim Williams
1960-61	17-9	*12-2/SC	Jim Williams
1961-62	18-9	10-4/SC	Jim Williams
1962-63	18-5		Jim Williams
1963-64	16-9		Jim Williams
1964-65	16-8		Jim Williams
1965-66	14-8		Jim Williams

1966-67	13-10		Jim Williams
1967-68	11-13		Jim Williams
1968-69	17-7		Jim Williams
1969-70	14-9	7-7/WAC	Jim Williams
1970-71	15-10	7-7/WAC	Jim Williams
1971-72	15-9	7-7/WAC	Jim Williams
1972-73	13-15	5-9/WAC	Jim Williams
1973-74	12-14	5-9/WAC	Jim Williams
1974-75	14-12	6-8/WAC	Jim Williams
1975-76	10-16	6-8/WAC	Jim Williams
1976-77	13-12	6-8/WAC	Jim Williams
1977-78	18-9	8-6/WAC	Jim Williams
1978-79	11-16	3-9/WAC	Jim Williams
1979-80	10-17	5-9/WAC	Jim Williams
1980-81	3-24	1-15/WAC	Tony McAndrews
1981-82	8-19	2-14/WAC	Tony McAndrews
1982-83	11-17	6-10/WAC	Tony McAndrews
1983-84	16-14	9-7/WAC	Tony McAndrews
1984-85	18-12	9-7/WAC	Tony McAndrews
1985-86	11-18	6-10/WAC	Tony McAndrews
1986-87	13-16	7-9/WAC	Tony McAndrews
1987-88	22-13	8-8/WAC	Boyd Grant
1988-89	23-10	*12-4/WAC	Boyd Grant
1989-90	21-9	*11-5/WAC	Boyd Grant
1990-91	15-14	6-10/WAC	Boyd Grant
1991-92	14-16	8-8/WAC	Stew Morrill
1992-93	17-12	9-9/WAC	Stew Morrill
1993-94	15-13	8-10/WAC	Stew Morrill
1994-95	17-14	7-11/WAC	Stew Morrill
1995-96	18-12	11-7/WAC	Stew Morrill
1996-97	20-9	10-6/WAC	Stew Morrill
1997-98	20-9	8-6/WAC	Stew Morrill
1998-99	19-11	7-7/WAC	Ritchie McKay
1999-00	18-12	8-6/MWC	Ritchie McKay
2000-01	15-13	6-8/MWC	Dale Layer
2001-02	12-18	3-11/MWC	Dale Layer
2002-03	19-14	5-9/MWC	Dale Layer
2003-04	13-16	4-10/MWC	Dale Layer
2004-05	11-17	3-11/MWC	Dale Layer
2005-06	16-15	4-12/MWC	Dale Layer
2006-07	17-13	6-10/MWC	Dale Layer
2007-08	7-25	0-16/MWC	Tim Miles

TOTAL: 1,064-1,105 (.491) 103 seasons-2,169 games

*Notes outright or shared conference title.

NEW MEXICO YEAR-BY-YEAR (ALL-TIME)

YEAR	OVERALL	CONF.	COACH
1899-00	0-1		
1901-02	2-0		
1902-03	1-2		
1904-05	1-0		
1905-06	2-2		
1906-07	1-1		
1907-08	5-1		
1908-09	1-0		
1909-10	2-3		
1910-11	4-1		Ralph Hutchinson
1911-12	1-2		Ralph Hutchinson

1912-13	6-0		Ralph Hutchinson
1913-14	0-1		Ralph Hutchinson
1914-15	8-1		Ralph Hutchinson
1915-16	6-6		Ralph Hutchinson
1916-17	8-5		Ralph Hutchinson
1918-19	2-4		John F. McGough
1919-20	0-3		Roy Johnson
1921-22	0-2		Roy Johnson
1922-23	2-7		Roy Johnson
1923-24	5-3		Roy Johnson
1924-25	12-1		Roy Johnson
1925-26	12-2		Roy Johnson
1926-27	13-4		Roy Johnson
1927-28	12-7		Roy Johnson
1928-29	14-9		Roy Johnson
1929-30	16-4		Roy Johnson
1930-31	9-7		Tom Churchill
1931-32	10-6		Tom Churchill
1932-33	13-6	7-5/BC	Tom Churchill
1933-34	16-4	6-4/BC	Roy Johnson
1934-35	10-10	7-9/BC	Roy Johnson
1935-36	16-10	11-9/BC	Roy Johnson
1936-37	12-14	10-10/BC	Roy Johnson
1937-38	9-16	6-10/BC	Roy Johnson
1938-39	4-21	4-16/BC	Roy Johnson
1939-40	4-21	1-15/BC	Roy Johnson
1940-41	5-17	4-14/BC	Benjamin Sacks
1941-42	9-13	7-11/BC	Willis Barnes
1942-43	4-16	1-11/BC	Willis Barnes
1944-45	14-2	*12-0/BC	Woody Clements
1945-46	16-9	*13-8/BC	Woody Clements
1946-47	11-8	10-6/BC	Woody Clements
1947-48	14-15	8-8/BC	Woody Clements
1948-49	11-12	7-9/BC	Woody Clements
1949-50	5-19	4-12/BC	Woody Clements
1950-51	13-11	9-7/BC	Woody Clements
1951-52	6-19	1-13/SC	Berl Huffman
1952-53	10-15	5-9/SC	Woody Clements
1953-54	12-11	5-9/SC	Woody Clements
1954-55	7-17	2-12/SC	Woody Clements
1955-56	6-16	5-9/SC	Bill Stockton
1956-57	5-21	1-13/SC	Bill Stockton
1957-58	3-21	0-14/SC	Bill Stockton
1958-59	3-19	1-13/SC	Bob Sweeney
1959-60	6-19	3-11/SC	Bob Sweeney
1960-61	6-17	3-11/SC	Bob Sweeney
1961-62	6-20	3-11/SC	Bob Sweeney
1962-63	16-9	4-6/WAC	Bob King
1963-64	23-6	*7-3/WAC	Bob King
1964-65	19-8	5-5/WAC	Bob King
1965-66	16-8	4-6/WAC	Bob King
1966-67	19-8	5-5/WAC	Bob King
1967-68	23-5	*8-2/WAC	Bob King
1968-69	17-9	4-6/WAC	Bob King
1969-70	13-13	7-7/WAC	Bob King
1970-71	14-12	10-4/WAC	Bob King
1971-72	15-11	7-7/WAC	Bob King
1972-73	21-6	9-5/WAC	Norm Ellenberger



ALL-TIME YEAR-BY-YEAR RECORDS

NEW MEXICO/SAN DIEGO STATE/TCU

1973-74	22-7	*10-4/WAC	Norm Ellenberger
1974-75	13-13	4-10/WAC	Norm Ellenberger
1975-76	16-11	8-6/WAC	Norm Ellenberger
1976-77	19-11	8-6/WAC	Norm Ellenberger
1977-78	24-4	*13-1/WAC	Norm Ellenberger
1978-79	19-10	8-4/WAC	Norm Ellenberger
1979-80	6-22	3-11/WAC	Charlie Harrison
1980-81	11-15	6-10/WAC	Gary Colson
1981-82	14-14	7-9/WAC	Gary Colson
1982-83	14-15	6-10/WAC	Gary Colson
1983-84	24-11	10-6/WAC	Gary Colson
1984-85	19-13	9-7/WAC	Gary Colson
1985-86	17-14	8-8/WAC	Gary Colson
1986-87	25-10	11-5/WAC	Gary Colson
1987-88	22-14	8-8/WAC	Gary Colson
1988-89	22-11	11-5/WAC	Dave Bliss
1989-90	20-14	9-7/WAC	Dave Bliss
1990-91	20-10	10-6/WAC	Dave Bliss
1991-92	20-13	11-5/WAC	Dave Bliss
1992-93	24-7	13-5/WAC	Dave Bliss
1993-94	23-8	*14-4/WAC	Dave Bliss
1994-95	15-15	9-9/WAC	Dave Bliss
1995-96	28-5	14-4/WAC	Dave Bliss
1996-97	25-8	11-5/WAC	Dave Bliss
1997-98	24-8	11-3/WAC	Dave Bliss
1998-99	25-9	9-5/WAC	Dave Bliss
1999-00	18-14	9-5/MWC	Fran Fraschilla
2000-01	21-13	6-8/MWC	Fran Fraschilla
2001-02	16-14	6-8/MWC	Fran Fraschilla
2002-03	10-18	4-10/MWC	Ritchie McKay
2003-04	14-14	5-9/MWC	Ritchie McKay
2004-05	26-7	10-4/MWC	Ritchie McKay
2005-06	17-13	8-8/MWC	Ritchie McKay
2006-07	15-17	4-12/MWC	Ritchie McKay
2007-08	24-9	11-5/MWC	Steve Alford

TOTAL: 1,288-1,006 (.561) 105 seasons-2,294 games

*Notes outright or shared conference title.

SAN DIEGO STATE YEAR-BY-YEAR (ALL-TIME)

YEAR	OVERALL	CONF.	COACH
1921-22	14-8	4-1/SCJC	C.E. Peterson
1922-23	17-5	*6-0/SCJC	C.E. Peterson
1923-24	7-6	5-1/SCJC	C.E. Peterson
1924-25	18-6	*3-0/SCJC	C.E. Peterson
1925-26	15-4	5-6/SCJC	C.E. Peterson
1926-27	9-6	4-6/SCIA	Tom McMullen
1927-28	10-8	2-6/SCIA	Tom McMullen
1928-29	8-8	3-4/SCIA	^McMullen-Gross
1929-30	6-6	2-5/SCIA	Morris Gross
1930-31	7-3	4-3/SCIA	Morris Gross
1931-32	13-2-1	*5-1/SCIA	Morris Gross
1932-33	5-6	4-3/SCIA	Morris Gross
1933-34	11-5	*10-2/SCIA	Morris Gross
1934-35	13-7	5-5/SCIA	Morris Gross
1935-36	11-5	7-3/SCIA	Morris Gross
1936-37	17-9	*9-1/SCIA	Morris Gross
1937-38	20-8	5-3/SCIA	Morris Gross
1938-39	24-7	*6-2/SCIA	Morris Gross

1939-40	22-6	3-3/CCAA	Morris Gross
1940-41	24-7	*8-4/CCAA	Morris Gross
1941-42	13-9	*8-4/CCAA	Morris Gross
1942-43	14-9		DeLauer-Mitchell
1943-44	6-10		Alex Alexander
1944-45	11-16		Alex Alexander
1945-46	18-8		Charlie Smith
1946-47	13-15	5-5/CCAA	Charlie Smith
1947-48	14-13	5-5/CCAA	Charlie Smith
1948-49	13-13	6-4/CCAA	George Ziegenfuss
1949-50	14-10	5-5/CCAA	George Ziegenfuss
1950-51	9-19	3-7/CCAA	George Ziegenfuss
1951-52	11-12	3-5/CCAA	George Ziegenfuss
1952-53	16-12	7-3/CCAA	George Ziegenfuss
1953-54	18-6	*8-2/CCAA	George Ziegenfuss
1954-55	17-9	5-3/CCAA	George Ziegenfuss
1955-56	23-6		George Ziegenfuss
1956-57	17-10	*6-2/CCAA	George Ziegenfuss
1957-58	17-8	*9-1/CCAA	George Ziegenfuss
1958-59	17-8	7-3/CCAA	George Ziegenfuss
1959-60	9-17	2-3/CCAA	George Ziegenfuss
1960-61	10-14	3-7/CCAA	George Ziegenfuss
1961-62	10-16	5-7/CCAA	George Ziegenfuss
1962-63	17-9	8-4/CCAA	George Ziegenfuss
1963-64	15-11	6-4/CCAA	George Ziegenfuss
1964-65	14-11	5-5/CCAA	George Ziegenfuss
1965-66	14-12	6-4/CCAA	George Ziegenfuss
1966-67	24-5	*9-1/CCAA	George Ziegenfuss
1967-68	21-6	*11-3/CCAA	George Ziegenfuss
1968-69	10-15		George Ziegenfuss
1969-70	13-13	3-7/PCAA	Dick Davis
1970-71	12-14	3-7/PCAA	Dick Davis
1971-72	18-10	7-5/PCAA	Dick Davis
1972-73	15-11	7-5/PCAA	Dick Davis
1973-74	7-19	4-8/PCAA	Dick Davis
1974-75	14-13	6-4/PCAA	Tim Zezie
1975-76	16-13	5-5/PCAA	Tim Zezie
1976-77	13-15	*9-3/PCAA	Tim Zezie
1977-78	19-9	*11-3/PCAA	Tim Zezie
1978-79	15-12	4-8/WAC	Tim Zezie
1979-80	6-21	3-11/WAC	Smokey Gaines
1980-81	15-12	8-8/WAC	Smokey Gaines
1981-82	20-9	11-5/WAC	Smokey Gaines
1982-83	18-10	8-8/WAC	Smokey Gaines
1983-84	15-13	6-10/WAC	Smokey Gaines
1984-85	23-8	11-5/WAC	Smokey Gaines
1985-86	10-19	7-9/WAC	Smokey Gaines
1986-87	5-25	2-14/WAC	Smokey Gaines
1987-88	12-17	5-11/WAC	Jim Brandenburg
1988-89	12-17	4-12/WAC	Jim Brandenburg
1989-90	13-18	4-12/WAC	Jim Brandenburg
1990-91	13-16	6-10/WAC	Jim Brandenburg
1991-92	2-26	0-16/WAC	+Brandenburg/Harrick
1992-93	8-21	3-15/WAC	Tony Fuller
1993-94	12-16	6-12/WAC	Tony Fuller
1994-95	11-17	5-13/WAC	Fred Trenkle
1995-96	15-14	8-10/WAC	Fred Trenkle
1996-97	12-15	4-12/WAC	Fred Trenkle

1997-98	13-15	5-9/WAC	Fred Trenkle
1998-99	4-22	2-12/WAC	Fred Trenkle
1999-00	5-23	0-14 /MWC	Steve Fisher
2000-01	14-14	4-10/MWC	Steve Fisher
2001-02	21-12	7-7/MWC	Steve Fisher
2002-03	16-14	6-8/MWC	Steve Fisher
2003-04	14-16	5-9/MWC	Steve Fisher
2004-05	11-18	4-10/MWC	Steve Fisher
2005-06	24-9	*13-3/MWC	Steve Fisher
2006-07	22-11	10-6/MWC	Steve Fisher
2007-08	20-13	9-7/MWC	Steve Fisher

TOTAL: 1,298-1,000 (.565) 105 seasons-2,298 games

*Notes outright or shared conference title.

^McMullen coached first seven games of 1928-29 season.

+Jim Harrick, Jr. replaced Brandenburg for final seven games of 1991-92 season.

TCU YEAR-BY-YEAR (ALL-TIME)

YEAR	OVERALL	CONF.	COACH
1908-09	2-3		J.R. Langley
1909-10	1-4		
1913-14	2-9		
1914-15	11-12		Frederick Cahoon
1915-16	1-3		E.Y. Freeland
1916-17	2-6		
1917-18	4-4		
1919-20	1-7		T.D. Hackney
1920-21	0-3		W.L. Driver
1921-22	8-4		W.L. Driver
1922-23	3-13		John McKnight
1923-24	16-4	15-4/SWC	Matty Bell
1924-25	14-5	11-3/SWC	Matty Bell
1925-26	13-9	7-5/SWC	Matty Bell
1926-27	9-8	6-4/SWC	Matty Bell
1927-28	9-8	5-7/SWC	Matty Bell
1928-29	10-7	5-7/SWC	Matty Bell
1929-30	7-10	4-8/SWC	Francis Schmidt
1930-31	18-4	*9-3/SWC	Francis Schmidt
1931-32	18-4	9-3/SWC	Francis Schmidt
1932-33	16-4	9-3/SWC	Francis Schmidt
1933-34	13-2	*10-2/SWC	Francis Schmidt
1934-35	6-13	2-10/SWC	Dutch Meyer
1935-36	3-11	2-10/SWC	Dutch Meyer
1936-37	1-13	1-11/SWC	Dutch Meyer
1937-38	8-15	1-11/SWC	Mike Brumbelow
1938-39	7-16	1-11/SWC	Mike Brumbelow
1939-40	2-17	0-12/SWC	Mike Brumbelow
1940-41	5-16	0-12/SWC	Mike Brumbelow
1941-42	13-10	6-6/SWC	Hub McQuillan
1942-43	18-9	5-7/SWC	Hub McQuillan
1943-44	9-12	6-6/SWC	Hub McQuillan
1944-45	9-20	7-5/SWC	Hub McQuillan
1945-46	13-11	6-6/SWC	Hub McQuillan
1946-47	1-22	1-11/SWC	Hub McQuillan
1947-48	3-20	1-11/SWC	Hub McQuillan
1948-49	4-20	1-11/SWC	Hub McQuillan
1949-50	13-11	5-7/SWC	Buster Brannon
1950-51	16-9	*8-4/SWC	Buster Brannon

ALL-TIME YEAR-BY-YEAR RECORDS



TCU/UNLV/UTAH

1951-52	24-4	*11-1/SWC	Buster Brannon
1952-53	16-8	*9-3/SWC	Buster Brannon
1953-54	10-14	5-7/SWC	Buster Brannon
1954-55	17-7	8-4/SWC	Buster Brannon
1955-56	4-20	2-10/SWC	Buster Brannon
1956-57	14-10	6-6/SWC	Buster Brannon
1957-58	17-7	8-6/SWC	Buster Brannon
1958-59	20-6	*12-2/SWC	Buster Brannon
1959-60	7-17	4-10/SWC	Buster Brannon
1960-61	5-19	3-11/SWC	Buster Brannon
1961-62	5-19	4-10/SWC	Buster Brannon
1962-63	4-20	1-13/SWC	Buster Brannon
1963-64	4-20	0-14/SWC	Buster Brannon
1964-65	6-18	3-11/SWC	Buster Brannon
1965-66	8-16	6-8/SWC	Buster Brannon
1966-67	11-14	8-6/SWC	Buster Brannon
1967-68	15-11	*9-5/SWC	Johnny Swaim
1968-69	12-12	5-9/SWC	Johnny Swaim
1969-70	10-14	8-6/SWC	Johnny Swaim
1970-71	15-12	*11-3/SWC	Johnny Swaim
1971-72	15-9	9-5/SWC	Johnny Swaim
1972-73	4-21	2-12/SWC	Johnny Swaim
1973-74	8-17	2-12/SWC	Johnny Swaim
1974-75	9-16	4-10/SWC	Johnny Swaim
1975-76	11-16	6-10/SWC	Johnny Swaim
1976-77	3-23	0-16/SWC	Johnny Swaim
1977-78	4-22	2-14/SWC	Tim Somerville
1978-79	6-21	1-15/SWC	Tim Somerville
1979-80	7-19	2-14/SWC	Jim Killingsworth
1980-81	11-18	6-10/SWC	Jim Killingsworth
1981-82	16-13	9-7/SWC	Jim Killingsworth
1982-83	23-11	9-7/SWC	Jim Killingsworth
1983-84	11-17	4-12/SWC	Jim Killingsworth
1984-85	16-12	8-8/SWC	Jim Killingsworth
1985-86	22-9	*12-4/SWC	Jim Killingsworth
1986-87	24-7	*14-2/SWC	Jim Killingsworth
1987-88	9-19	3-13/SWC	Moe Iba
1988-89	17-13	9-7/SWC	Moe Iba
1989-90	16-13	9-7/SWC	Moe Iba
1990-91	18-10	9-7/SWC	Moe Iba
1991-92	23-11	9-5/SWC	Moe Iba
1992-93	6-22	2-12/SWC	Moe Iba
1993-94	7-20	3-11/SWC	Moe Iba
1994-95	16-11	8-6/SWC	Billy Tubbs
1995-96	16-14	6-8/SWC	Billy Tubbs
1996-97	22-13	7-9/WAC	Billy Tubbs
1997-98	27-6	*14-0/WAC	Billy Tubbs
1998-99	21-11	7-7/WAC	Billy Tubbs
1999-00	18-14	8-6/WAC	Billy Tubbs
2000-01	20-11	9-7/WAC	Billy Tubbs
2001-02	16-15	6-10/C-USA	Billy Tubbs
2002-03	9-19	3-13/C-USA	Neil Dougherty
2003-04	12-17	7-9/C-USA	Neil Dougherty
2004-05	21-14	8-8/C-USA	Neil Dougherty
2005-06	6-25	2-14/MWC	Neil Dougherty
2006-07	13-17	4-12/MWC	Neil Dougherty
2007-08	14-16	6-10/MWC	Neil Dougherty

TOTAL: 1,041-1,185 (.468) 97 seasons-2,226 games

*Notes outright or shared conference title.

UNLV YEAR-BY-YEAR (ALL-TIME)

YEAR	OVERALL	CONF.	COACH
1958-59	5-13		Michael Drakulich
1959-60	13-8		Michael Drakulich
1960-61	13-12		Michael Drakulich
1961-62	16-8		Michael Drakulich
1962-63	21-4		Michael Drakulich
1963-64	19-7		Ed Gregory
1964-65	15-11		Ed Gregory
1965-66	15-11		Rolland Todd
1966-67	21-6		Rolland Todd
1967-68	22-7		Rolland Todd
1968-69	21-7		Rolland Todd
1969-70	17-9	9-5/WCAC	Rolland Todd
1970-71	16-10	9-5/WCAC	John Bayer
1971-72	14-12	8-6/WCAC	John Bayer
1972-73	14-14	6-8/WCAC	John Bayer
1973-74	20-6	10-4/WCAC	Jerry Tarkanian
1974-75	24-5	*13-1/WCAC	Jerry Tarkanian
1975-76	29-2		Jerry Tarkanian
1976-77	29-3		Jerry Tarkanian
1977-78	20-8		Jerry Tarkanian
1978-79	21-8		Jerry Tarkanian
1979-80	23-9		Jerry Tarkanian
1980-81	16-12		Jerry Tarkanian
1981-82	20-10		Jerry Tarkanian
1982-83	28-3	*15-1/BWest	Jerry Tarkanian
1983-84	29-6	*16-2/BWest	Jerry Tarkanian
1984-85	28-4	*17-1/BWest	Jerry Tarkanian
1985-86	33-5	*16-2/BWest	Jerry Tarkanian
1986-87	37-2	*18-0/BWest	Jerry Tarkanian
1987-88	28-6	*15-3/BWest	Jerry Tarkanian
1988-89	29-8	*16-2/BWest	Jerry Tarkanian
1989-90	35-5	*16-2/BWest	Jerry Tarkanian
1990-91	34-1	*18-0/BWest	Jerry Tarkanian
1991-92	26-2	*18-0/BWest	Jerry Tarkanian
1992-93	21-8	13-5/BWest	Rollie Massimino
1993-94	15-13	10-8/BWest	Rollie Massimino
1994-95	12-16	7-11/BWest	+Grgurich-Landa-Edwards
1995-96	10-16	7-11/BWest	Bill Bayno
1996-97	22-10	11-5/WAC	Bill Bayno
1997-98	20-13	7-7/WAC	Bill Bayno
1998-99	16-13	*9-5/WAC	Bill Bayno
1999-00	23-8	*10-4/MWC	Bill Bayno
2000-01	16-13	7-7/MWC	^Bayno/Max Good
2001-02	21-11	9-5/MWC	Charlie Spoonhour
2002-03	21-11	8-6/MWC	Charlie Spoonhour
2003-04	18-13	7-7/MWC	#C. Spoonhour/J. Spoonhour
2004-05	17-14	7-7/MWC	Lon Kruger
2005-06	17-13	10-6/MWC	Lon Kruger
2006-07	30-7	12-4/MWC	Lon Kruger
2007-08	27-8	12-4/MWC	Lon Kruger

TOTAL: 1,063-428 (.713) 50 seasons-1,491 games

*Notes outright or shared conference title.

+Tim Grgurich coached seven games -- assistants Howie Landa and Cleveland Edwards coached remainder of the season.

^Bayno coached seven games -- assistant Max Good coached remainder of the season.

#Spoonhour resigned in 2004 -- UNLV had a 12-9 record when he stepped down -- assistant Jay Spoonhour coached remainder of the season.

UTAH YEAR-BY-YEAR (ALL-TIME)

YEAR	OVERALL	CONF.	COACH
1908-09	3-8	2-6/State	Erastus Milne
1909-10	17-3	6-2/State	Robert Richardson
1910-11	5-2	2-2/State	Fred Bennion
1911-12	5-2	2-2/State	Fred Bennion
1912-13	21-3	5-1/RMC	Fred Bennion
1913-14	13-2	4-2/RMC	Fred Bennion
1914-15	12-4	4-2/RMC	Nelson Nordgren
1915-16	11-0	6-0/RMC	Nelson Nordgren
1916-17	3-3	1-3/RMC	Nelson Nordgren
1917-18	5-4	2-4/RMC	Thomas Fitzpatrick
1918-19	7-2	6-0/RMC	Thomas Fitzpatrick
1919-20	5-1	1-0/RMC	Thomas Fitzpatrick
1920-21	5-1	3-1/RMC	Thomas Fitzpatrick
1921-22	8-2	2-2/RMC	Thomas Fitzpatrick
1922-23	5-3	5-3/RMC	Thomas Fitzpatrick
1923-24	2-6	2-6/RMC	Thomas Fitzpatrick
1924-25	5-11	3-5/RMC	Thomas Fitzpatrick
1925-26	4-8	4-8/RMC	Ike Armstrong
1926-27	5-10	4-8/RMC	Ike Armstrong
1927-28	7-10	5-7/RMC	Vadal Peterson
1928-29	5-12	3-9/RMC	Vadal Peterson
1929-30	15-12	4-8/RMC	Vadal Peterson
1930-31	21-6	*8-4/RMC	Vadal Peterson
1931-32	14-9	*8-4/RMC	Vadal Peterson
1932-33	13-8	*9-3/RMC	Vadal Peterson
1933-34	14-9	7-5/RMC	Vadal Peterson
1934-35	10-9	5-7/RMC	Vadal Peterson
1935-36	7-15	4-8/RMC	Vadal Peterson
1936-37	17-7	*7-5/RMC	Vadal Peterson
1937-38	20-4	*10-2/SC	Vadal Peterson
1938-39	13-7	7-5/SC	Vadal Peterson
1939-40	19-4	8-4/SC	Vadal Peterson
1940-41	14-7	9-3/SC	Vadal Peterson
1941-42	13-7	7-5/SC	Vadal Peterson
1942-43	10-12	1-7/SC	Vadal Peterson
1943-44	22-4		Vadal Peterson
1944-45	17-4	*8-0/SC	Vadal Peterson
1945-46	12-8	8-4/SC	Vadal Peterson
1946-47	19-5	10-2/SC	Vadal Peterson
1947-48	11-9	6-4/SC	Vadal Peterson
1948-49	24-8	14-6/SC	Vadal Peterson
1949-50	16-18	8-12/SC	Vadal Peterson
1950-51	23-13	12-8/SC	Vadal Peterson
1951-52	19-9	8-6/SC	Vadal Peterson
1952-53	10-14	5-9/SC	Vadal Peterson
1953-54	12-14	7-7/SC	Jack H. Gardner
1954-55	24-4	*13-1/SC	Jack H. Gardner
1955-56	22-6	*12-2/SC	Jack H. Gardner
1956-57	19-8	10-4/SC	Jack H. Gardner
1957-58	20-7	9-5/SC	Jack H. Gardner
1958-59	21-7	*13-1/SC	Jack H. Gardner



ALL-TIME YEAR-BY-YEAR RECORDS

UTAH/WYOMING

1959-60	26-3	*13-1/SC	Jack H. Gardner
1960-61	23-8	*12-2/SC	Jack H. Gardner
1961-62	23-3	*13-1/WAC	Jack H. Gardner
1962-63	12-14	5-5/WAC	Jack H. Gardner
1963-64	19-9	4-6/WAC	Jack H. Gardner
1964-65	17-9	3-7/WAC	Jack H. Gardner
1965-66	23-8	*7-3/WAC	Jack H. Gardner
1966-67	15-11	5-5/WAC	Jack H. Gardner
1967-68	17-9	5-5/WAC	Jack H. Gardner
1968-69	13-13	5-5/WAC	Jack H. Gardner
1969-70	18-10	5-5/WAC	Jack H. Gardner
1970-71	15-11	9-5/WAC	Jack H. Gardner
1971-72	13-12	5-9/WAC	Bill Foster
1972-73	8-19	4-10/WAC	Bill Foster
1973-74	22-8	9-5/WAC	Bill Foster
1974-75	17-9	7-7/WAC	Jerry Pimm
1975-76	19-8	9-5/WAC	Jerry Pimm
1976-77	22-7	*11-3/WAC	Jerry Pimm
1977-78	23-6	12-2/WAC	Jerry Pimm
1978-79	20-10	9-3/WAC	Jerry Pimm
1979-80	18-10	10-4/WAC	Jerry Pimm
1980-81	25-5	*13-3/WAC	Jerry Pimm
1981-82	11-17	6-10/WAC	Jerry Pimm
1982-83	18-14	*11-5/WAC	Jerry Pimm
1983-84	11-19	4-12/WAC	Lynn Archibald
1984-85	15-16	8-8/WAC	Lynn Archibald
1985-86	20-10	*12-4/WAC	Lynn Archibald
1986-87	17-13	9-7/WAC	Lynn Archibald
1987-88	19-11	11-5/WAC	Lynn Archibald
1988-89	16-17	6-10/WAC	Lynn Archibald
1989-90	16-14	7-9/WAC	^Majerus/Cravens
1990-91	30-4	*15-1/WAC	Rick Majerus
1991-92	24-11	9-7/WAC	Rick Majerus
1992-93	24-7	15-3/WAC	Rick Majerus
1993-94	14-14	8-10/WAC	Rick Majerus
1994-95	28-6	*15-3/WAC	Rick Majerus
1995-96	27-7	*15-3/WAC	Rick Majerus
1996-97	29-4	*15-1/WAC	Rick Majerus
1997-98	30-4	*12-2/WAC	Rick Majerus
1998-99	28-5	*14-0/WAC	Rick Majerus
1999-00	23-9	*10-4/MWC	Rick Majerus
2000-01	19-12	*10-4/MWC	+Majerus/Hunsaker
2001-02	21-9	10-4/MWC	Rick Majerus
2002-03	25-8	*11-3/MWC	Rick Majerus
2003-04	24-9	9-5/MWC	#Majerus/Rupp
2004-05	29-6	*13-1/MWC	Ray Giacoletti
2005-06	14-15	6-10/MWC	Ray Giacoletti
2006-07	11-19	6-10/MWC	Ray Giacoletti
2007-08	18-15	7-9/MWC	Jim Boylen

TOTAL: 1,613-848 (.655) 100 seasons-2,461 games

*Notes outright or shared conference title.

^Majerus coached six games -- assistant Joe Cravens coached remainder of the season.

+Majerus coached one game -- assistant Dick Hunsaker coached remainder of the season.

#Majerus retired from coaching in 2004 -- Utah had a 15-5 record at that time -- assistant Kerry Rupp coached remainder of the season.

WYOMING YEAR-BY-YEAR (ALL-TIME)

YEAR	OVERALL	CONF.	COACH
1904-05	1-0		W. Yates
1905-06	3-2		W. Yates
1906-07	3-4		Lt. Coburn
1907-08	2-3		Lt. Coburn
1908-09	3-3		Elmer G. Hoefler
1909-10	3-3		Harold I. Dean
1910-11	1-4		Harold I. Dean
1911-12	5-6		Harold I. Dean
1912-13	2-5		Leon C. Excelby
1913-14	1-3		Ralph Thacker
1914-15	2-4		Ralph Thacker
1915-16	3-2		John Corbett
1916-17	4-4		John Corbett
1917-18	4-2		John Corbett
1918-19	7-2		John Corbett
1919-20	10-1		John Corbett
1920-21	3-4		John Corbett
1921-22	2-7	RMC	John Corbett
1922-23	2-6	RMC	John Corbett
1923-24	2-13	RMC	John Corbett
1924-25	9-6	RMC	Stewart Clark
1925-26	12-5	RMC	Stewart Clark
1926-27	9-5	RMC	Stewart Clark
1927-28	13-8	RMC	Stewart Clark
1928-29	15-4	RMC	George McLaren
1929-30	13-6	RMC	George McLaren
1930-31	19-4	RMC	Willard Witte
1931-32	18-2	RMC	Willard Witte
1932-33	18-5	RMC	Willard Witte
1933-34	26-3	RMC	Willard Witte
1934-35	11-5	RMC	Willard Witte
1935-36	12-7	RMC	Willard Witte
1936-37	8-9	RMC	Willard Witte
1937-38	12-5	8-4/SC	Willard Witte
1938-39	10-11	7-5/SC	Willard Witte
1939-40	6-10	3-9/SC	Everett Shelton
1940-41	14-6	*10-2/SC	Everett Shelton
1941-42	15-5	*9-3/SC	Everett Shelton
1942-43	31-2	*12-0/SC	Everett Shelton
1944-45	10-18	5-3/SC	Everett Shelton
1945-46	22-4	*10-2/SC	Everett Shelton
1946-47	22-6	*11-1/SC	Everett Shelton
1947-48	18-9	6-4/SC	Everett Shelton
1948-49	25-10	*15-5/SC	Everett Shelton
1949-50	25-11	13-7/SC	Everett Shelton
1950-51	26-11	*14-6/SC	Everett Shelton
1951-52	28-7	*13-1/SC	Everett Shelton
1952-53	20-10	*12-2/SC	Everett Shelton
1953-54	19-9	*10-4/SC	Everett Shelton
1954-55	17-9	9-5/SC	Everett Shelton
1955-56	7-19	5-9/SC	Everett Shelton
1956-57	6-19	4-10/SC	Everett Shelton
1957-58	13-14	*10-4/SC	Everett Shelton
1958-59	4-22	1-13/SC	Everett Shelton
1959-60	5-19	2-12/SC	William Strannigan
1960-61	7-18	3-11/SC	William Strannigan

1961-62	9-17	3-11/SC	William Strannigan
1962-63	11-15	3-7/WAC	William Strannigan
1963-64	12-14	3-7/WAC	William Strannigan
1964-65	16-10	5-5/WAC	William Strannigan
1965-66	17-9	5-5/WAC	William Strannigan
1966-67	15-14	*8-2/WAC	William Strannigan
1967-68	18-9	5-5/WAC	William Strannigan
1968-69	19-9	*6-4/WAC	William Strannigan
1969-70	19-7	9-5/WAC	William Strannigan
1970-71	10-15	6-8/WAC	William Strannigan
1971-72	12-14	3-11/WAC	William Strannigan
1972-73	9-17	4-10/WAC	William Strannigan
1973-74	4-22	0-14/WAC	George Radovich
1974-75	10-16	3-11/WAC	George Radovich
1975-76	10-17	2-12/WAC	George Radovich
1976-77	17-10	8-6/WAC	Don DeVoe
1977-78	12-15	3-11/WAC	Don DeVoe
1978-79	15-12	5-7/WAC	Jim Brandenburg
1979-80	18-10	8-6/WAC	Jim Brandenburg
1980-81	24-6	*13-3/WAC	Jim Brandenburg
1981-82	23-7	*14-2/WAC	Jim Brandenburg
1982-83	16-13	8-8/WAC	Jim Brandenburg
1983-84	17-13	9-7/WAC	Jim Brandenburg
1984-85	15-14	7-9/WAC	Jim Brandenburg
1985-86	24-12	*12-4/WAC	Jim Brandenburg
1986-87	24-10	11-5/WAC	Jim Brandenburg
1987-88	26-6	11-5/WAC	Benny Dees
1988-89	14-17	6-10/WAC	Benny Dees
1989-90	15-14	7-9/WAC	Benny Dees
1990-91	20-12	8-8/WAC	Benny Dees
1991-92	16-13	8-8/WAC	Benny Dees
1992-93	13-15	7-11/WAC	Benny Dees
1993-94	14-14	7-11/WAC	Joby Wright
1994-95	13-15	9-9/WAC	Joby Wright
1995-96	14-15	8-10/WAC	Joby Wright
1996-97	12-16	8-8/WAC	Joby Wright
1997-98	19-9	9-5/WAC	Larry Shyatt
1998-99	18-10	7-7/WAC	Steve McClain
1999-00	19-12	8-6/MWC	Steve McClain
2000-01	20-10	*10-4/MWC	Steve McClain
2001-02	22-9	*11-3/MWC	Steve McClain
2002-03	21-11	8-6/MWC	Steve McClain
2003-04	11-17	4-10/MWC	Steve McClain
2004-05	15-13	7-7/MWC	Steve McClain
2005-06	14-18	5-11/MWC	Steve McClain
2006-07	17-15	7-9/MWC	Steve McClain
2007-08	12-18	5-11/MWC	Heath Schroyer

TOTAL: 1,349-1,007 (.573) 103 seasons-2,356 games

*Notes outright or shared conference title.

MWC VS. OTHER CONFERENCES



MWC VS. OTHER CONFERENCES*

CONFERENCE	2007-08			Since 1999-00		
	W	L	PCT.	W	L	PCT.
America East	1	0	1.000	8	1	.889
Atlantic Coast	0	3	.000	5	18	.217
Atlantic Sun	0	0	.000	19	2	.905
Atlantic 10	1	0	1.000	8	9	.471
Big East	1	1	.500	7	14	.333
Big Sky	10	5	.667	63	15	.808
Big South	3	0	1.000	16	0	1.000
Big Ten	1	2	.333	9	18	.333
Big 12	3	7	.300	26	52	.333
Big West	3	1	.750	43	21	.672
Colonial	0	0	.000	4	1	.800
Conference USA	4	4	.500	25	27	.481
Horizon	0	1	.000	4	6	.400
Ivy	1	0	1.000	11	1	.917
Metro Atlantic	0	0	.000	1	0	1.000
Mid-American	3	2	.600	8	4	.667
Mid-Eastern	1	0	1.000	19	1	.950
Missouri Valley	1	1	.500	17	15	.531
Northeast	0	0	.000	5	1	.833
Ohio Valley	2	0	1.000	12	3	.800
Pacific-10	2	8	.200	37	58	.389
Patriot	1	0	1.000	6	4	.600
Southeastern	0	2	.000	11	18	.379
Southern	0	0	.000	7	2	.778
Southland	5	0	1.000	25	2	.926
Southwestern	10	0	1.000	38	0	1.000
Summit	2	0	1.000	25	7	.781
Sun Belt	1	1	.500	33	17	.660
West Coast	9	3	.667	56	32	.636
Western Athletic	7	3	.700	36	21	.632
Independents	0	0	.000	26	4	.867
Reclassifying	4	1	.800	17	1	.944
Provisional	0	0	.000	0	0	.000
Non-Division I	9	1	.900	81	3	.964
TOTALS	85	46	.649	708	378	.652
vs. DIVISION I	76	45	.629	627	375	.626

*Conference memberships are based on conference alignments during season in which games were played.

ANNUAL NON-CONFERENCE RECORDS

YEAR	W	L	PCT
1999-00	72	46	.610
2000-01	75	43	.636
2001-02	77	41	.653
2002-03	84	38	.689
2003-04	74	38	.661
2004-05	73	45	.619
2005-06	72	44	.621
2006-07	96	37	.722
2007-08	85	46	.649
TOTALS	708	378	.652

TEAM-BY-TEAM NON-CONFERENCE RECORDS (SINCE 1999-00)

TEAM	W-L	PCT.
Air Force	79-48	.622
BYU	91-44	.674
Colorado State	82-42	.661
New Mexico	92-42	.687
San Diego State	81-49	.623
*TCU	20-19	.513
UNLV	91-43	.679
Utah	92-44	.676
Wyoming	80-47	.630
TOTALS	708-378	.652

*TCU became a member of the MWC in July 1005.

MOUNTAIN WEST CONFERENCE MEN'S BASKETBALL HOME NON-CONFERENCE RECORDS

TEAM	1999-00	2000-01	2001-02	2002-03	2003-04	2004-05	2005-06	2006-07	2007-08	TOTAL	PCT.
Air Force	3-3	2-5	2-2	6-0	5-0	6-0	7-0	9-0	7-1	47-11	.810
BYU	9-0	8-0	9-0	7-0	6-0	4-3	6-1	9-0	8-0	66-4	.943
Colorado State	5-1	5-1	5-2	11-0	4-1	8-0	7-0	6-0	3-2	54-7	.885
New Mexico	8-5	11-1	9-3	6-4	9-2	11-1	9-0	10-0	10-0	83-16	.838
San Diego State	5-3	9-1	8-0	7-3	6-2	5-4	6-1	7-1	5-1	58-16	.784
TCU	-	-	-	-	-	-	4-4	7-2	8-1	19-7	.731
UNLV	12-1	7-1	9-1	8-2	7-2	7-2	6-2	8-1	11-2	75-14	.843
Utah	10-0	6-3	8-1	9-0	9-0	9-0	6-1	4-3	6-1	67-9	.882
Wyoming	6-0	5-1	7-0	8-0	6-2	6-1	6-3	6-0	5-1	55-8	.873
TOTALS	58-13	53-13	57-9	62-9	52-9	56-11	57-12	66-7	63-9	461-83	.847
	(.817)	(.803)	(.864)	(.873)	(.853)	(.836)	(.826)	(.904)	(.875)		

MOUNTAIN WEST CONFERENCE MEN'S BASKETBALL OVERALL NON-CONFERENCE RECORDS

TEAM	1999-00	2000-01	2001-02	2002-03	2003-04	2004-05	2005-06	2006-07	2007-08	TOTAL	PCT.
Air Force	4-9	5-9	6-7	9-4	10-4	9-6	12-2	16-2	8-6	79-49	.617
BYU	13-3	11-5	11-4	11-5	10-4	6-9	8-4	10-5	13-6	93-45	.674
Colorado State	10-4	9-4	9-6	11-5	8-5	8-5	11-2	10-2	7-9	83-42	.664
New Mexico	8-8	13-4	10-5	6-7	9-4	13-3	9-4	11-4	13-4	92-43	.681
San Diego State	5-8	10-3	11-5	10-5	9-6	6-7	8-6	12-4	11-6	82-50	.621
TCU	-	-	-	-	-	-	4-10	8-4	8-6	20-20	.500
UNLV	10-4	9-6	10-5	11-4	9-5	9-6	6-6	15-3	15-4	94-43	.686
Utah	12-4	9-7	10-4	13-4	12-4	14-4	7-4	5-8	11-6	93-45	.674
Wyoming	10-5	9-5	10-5	13-4	7-6	8-5	7-6	9-5	7-7	80-48	.625
TOTALS	72-45	75-43	77-41	84-38	74-38	73-45	72-44	96-37	93-54	716-385	.650
	(.615)	(.639)	(.652)	(.689)	(.660)	(.619)	(.621)	(.722)	(.633)		



MWC VS. OTHER CONFERENCES

AIR FORCE/BYU/COLORADO STATE

AIR FORCE (79-48)

Vs. Atlantic Coast (3-6)	
Clemson	0-1
Duke	0-1
Georgia Tech	1-1
Miami	1-0
North Carolina	0-1
Wake Forest	1-2
Vs. Atlantic Sun (2-1)	
Belmont	1-1
Stetson	1-0
Vs. Atlantic 10 (1-0)	
George Washington	1-0
Vs. Big East (2-0)	
DePaul	1-0
Rutgers	1-0
Vs. Big Sky (4-3)	
Montana	0-1
Montana State	1-0
Northern Arizona	2-1
Northern Colorado	1-0
Portland State	0-1
Vs. Big South (5-0)	
Charleston Southern	1-0
Liberty	2-0
Radford	2-0
Vs. Big Ten (0-2)	
Illinois	0-1
Iowa	0-1
Vs. Big 12 (2-2)	
Colorado	1-1
Missouri	0-1
Texas Tech	1-0
Vs. Big West (1-3)	
Long Beach State	1-2
Utah State	0-1
Vs. Conference USA (1-4)	
Houston	1-0
Louisville	0-1
Marquette	0-1
Saint Louis	0-1
UAB	0-1
Vs. Horizon (1-1)	
UW-Milwaukee	1-1
Vs. Independents (12-3)	
IPFW	4-0
Savannah State	2-0
Texas A&M-Corpus Christi	2-0
Texas-Pan American	4-3
Vs. Ivy (4-0)	
Cornell	1-0
Dartmouth	2-0
Yale	1-0
Vs. Mid-American (0-1)	
Northern Illinois	0-1
Vs. Mid-Eastern (3-1)	
Norfolk State	2-0
South Carolina State	1-1
Vs. Missouri Valley (0-1)	
Northern Iowa	0-1
Vs. Northeast (1-1)	
Central Connecticut State	1-1
Vs. Ohio Valley (2-2)	
Austin Peay	1-0
Jacksonville State	1-0
Tennessee Tech	0-2
Vs. Pacific-10 (2-2)	
California	1-0
Stanford	1-0
Washington	0-1
Washington State	0-1
Vs. Patriot (4-4)	
Lehigh	0-1
Navy	4-3

Vs. Southeastern (2-1)

Auburn	0-1
Georgia	1-0
Ole Miss	1-0
Vs. Southern (2-1)	
Georgia Southern	2-0
Wofford	0-1
Vs. Southland (1-1)	
Lamar	1-1
Vs. Southwestern (7-0)	
Alcorn State	1-0
Arkansas-Pine Bluff	3-0
Mississippi Valley State	1-0
Prairie View A&M	2-0
Vs. Summit (0-2)	
Oakland	0-2
Vs. Sun Belt (4-4)	
Arkansas State	2-0
Denver	2-4
Vs. West Coast (2-1)	
St. Mary's	1-1
Santa Clara	1-0
Vs. Western Athletic (1-1)	
Fresno State	0-1
UTEP	1-0
Vs. Reclassifying (2-0)	
Northern Colorado	2-0
Vs. Non-Division I (8-0)	
Colorado Christian	1-0
Colorado College	2-0
Doane College	1-0
Regis	1-0
Western State	2-0
UCCS	1-0

BYU (91-44)

Vs. America East (1-0)	
Hartford	1-0
Vs. Atlantic Coast (0-5)	
North Carolina	0-2
North Carolina State	0-2
Wake Forest	0-1
Vs. Atlantic 10 (1-1)	
St. Bonaventure	1-0
Xavier	0-1
Vs. Big East (2-3)	
Connecticut	0-1
Louisville	1-0
Notre Dame	0-1
Seton Hall	1-0
Syracuse	0-1
Vs. Big Sky (13-1)	
Eastern Washington	1-0
Idaho State	4-0
Weber State	8-1
Vs. Big South (2-0)	
Elon College	1-0
Liberty	1-0
Vs. Big Ten (0-2)	
Michigan State	0-2
Vs. Big 12 (2-3)	
Iowa State	0-1
Kansas State	1-0
Oklahoma State	1-1
Texas A&M	0-1
Vs. Big West (13-5)	
Boise State	1-0
Cal State Northridge	1-0
Idaho	2-0
Long Beach State	1-0
UC Irvine	2-0
UC Santa Barbara	3-1
Utah State	3-4

Vs. Conference USA (1-3)

Cincinnati	0-1
Houston	0-1
Memphis	0-1
Tulsa	1-0
Vs. Mid-American (2-0)	
Bowling Green	1-0
Toledo	1-0
Vs. Mid-Eastern (1-0)	
South Carolina State	1-0
Vs. Missouri Valley (2-1)	
Creighton	1-1
Southern Illinois	1-0
Vs. Pacific-10 (6-10)	
Arizona	0-1
Arizona State	3-1
California	0-2
Stanford	1-1
UCLA	0-1
USC	1-3
Washington State	1-1
Vs. Southland (2-1)	
Lamar	2-1
Vs. Southwestern (2-0)	
Jackson State	1-0
Texas Southern	1-0
Vs. Summit (10-0)	
Oral Roberts	1-0
Southern Utah	9-0
Vs. Sun Belt (4-1)	
Denver	1-0
Florida International	2-0
South Alabama	1-1
Vs. West Coast (11-5)	
Pepperdine	2-1
Portland	2-0
St. Mary's	1-1
San Diego	2-0
San Francisco	1-2
Santa Clara	2-0
Loyola Marymount	1-1
Vs. Western Athletic (7-3)	
Boise State	3-2
Rice	2-0
San Jose State	1-0
Utah State	1-1
Vs. Non-Division I (9-0)	
Chaminade	1-0
Fort Lewis	1-0
Montana-Billings	1-0
Northern Kentucky	1-0
Texas A&M-Corpus Christi	1-0
UC Riverside	1-0
Utah Valley State	1-0
Western Oregon	2-0

COLORADO STATE (82-42)

Vs. America East (1-0)	
Northeastern	1-0
Vs. Atlantic Coast (0-1)	
Duke	0-1
Vs. Atlantic Sun (5-0)	
Florida Atlantic	1-0
Gardner-Webb	2-0
Stetson	2-0
Vs. Atlantic 10 (0-1)	
St. Bonaventure	0-1
Vs. Big Sky (4-4)	
Montana	0-1
Montana State	1-1
Northern Colorado	0-1
Portland State	1-0
Sacramento State	2-0
Weber State	0-1

MWC VS. OTHER CONFERENCES



COLORADO STATE/NEW MEXICO/SAN DIEGO STATE

Vs. Big Ten (2-4)	
Michigan	1-1
Minnesota	0-1
Purdue	1-2
Vs. Big 12 (4-11)	
Baylor	0-2
Colorado	3-6
Iowa State	0-1
Kansas State	1-1
Oklahoma State	0-1
Vs. Conference USA (2-1)	
Rice	0-1
South Florida	2-0
Vs. Horizon (1-0)	
Cleveland State	1-0
Vs. Independents (4-0)	
IPFW	1-0
Morris Brown	1-0
Texas-Pan American	2-0
Vs. Ivy (1-0)	
Yale	1-0
Vs. Mid-American (1-0)	
Western Michigan	1-0
Vs. Mid-Eastern (2-0)	
Florida A&M	1-0
South Carolina State	1-0
Vs. Missouri Valley (3-3)	
Creighton	0-2
Drake	2-0
Southern Illinois	1-1
Vs. Northeast (1-0)	
Central Connecticut State	1-0
Vs. Ohio Valley (1-1)	
Austin Peay	0-1
Tennessee State	1-0
Vs. Pacific-10 (7-2)	
Arizona State	0-1
Oregon State	2-0
Stanford	0-1
UCLA	1-0
Washington State	4-0
Vs. Southeastern (2-3)	
Auburn	1-2
South Carolina	1-1
Vs. Southern (1-0)	
Chattanooga	1-0
Vs. Southland (1-0)	
Texas State	1-0
Vs. Southwestern (4-0)	
Alabama State	1-0
Arkansas-Pine Bluff	1-0
Prairie View	1-0
Texas Southern	1-0
Vs. Summit (1-2)	
IUPUI	1-1
Valparaiso	0-1
Vs. Sun Belt (8-3)	
Arkansas-Little Rock	0-2
Denver	8-1
Vs. West Coast (2-2)	
Pepperdine	2-2
Vs. Western Athletic (4-1)	
Boise State	1-0
Hawai'i	2-0
Nevada	0-1
San Jose State	1-0
Vs. Reclassifying (5-1)	
North Dakota State	2-1
Northern Colorado	3-0

Vs. Non-Division I (15-2)	
Alabama-Huntsville	1-0
Arkansas Tech	1-0
BYU-Hawai'i	1-0
CSU-Pueblo	1-0
Gardner-Webb	0-1
IPFW	1-0
Montana State Northern	1-0
Montana Tech	1-0
Nebraska-Omaha	1-0
Oklahoma Panhandle	0-1
Regis	1-0
Seattle University	1-0
Southern Oregon	1-0
Texas A&M-Kingsville	1-0
West Alabama	1-0
Western State	1-0
UCCS	1-0

NEW MEXICO (92-42)

Vs. America East (2-0)	
Drexel	1-0
Northeastern	1-0
Vs. Atlantic Coast (0-3)	
Wake Forest	0-3
Vs. Atlantic Sun (3-0)	
Georgia State	1-0
Mercer	1-0
Troy	1-0
Vs. Atlantic 10 (2-3)	
Dayton	0-1
Duquesne	1-0
St. Bonaventure	1-0
St. Joseph's	0-1
Temple	0-1
Vs. Big East (0-3)	
St. John's	0-1
Villanova	0-1
West Virginia	0-1
Vs. Big Sky (8-0)	
Eastern Washington	1-0
Northern Arizona	3-0
Portland State	1-0
Sacramento State	2-0
Weber State	1-0
Vs. Big South (1-0)	
Charleston Southern	1-0
Vs. Big Ten (1-1)	
Minnesota	0-1
Penn State	1-0
Vs. Big 12 (5-5)	
Baylor	1-0
Colorado	2-0
Kansas State	1-2
Texas Tech	1-3
Vs. Big West (1-2)	
New Mexico State	0-2
Pacific	1-0
Vs. Colonial (2-0)	
George Mason	1-0
William & Mary	1-0
Vs. Conference USA (3-2)	
Memphis	0-1
South Florida	1-0
UTEP	2-1
Vs. Independents (1-0)	
IPFW	1-0
Vs. Ivy (2-0)	
Cornell	1-0
Dartmouth	2-0
Vs. Mid-Eastern (4-0)	
Coppin State	1-0
North Carolina A&T	2-0
South Carolina State	1-0

Vs. Missouri Valley (1-0)	
Wichita State	1-0
Vs. Ohio Valley (1-0)	
Tennessee Tech	1-0
Vs. Pacific-10 (3-7)	
Arizona	1-0
California	0-3
Oregon	1-1
Stanford	0-2
Washington	1-1
Vs. Southeastern (2-2)	
Mississippi	1-1
Tennessee	1-1
Vs. Southern (2-0)	
Furman	1-0
UNC-Greensboro	1-0
Vs. Southland (6-0)	
Northwestern State	2-0
Sam Houston State	1-0
Stephen F. Austin	1-0
Texas-Arlington	2-0
Vs. Southwestern (9-0)	
Alabama State	1-0
Alcorn State	5-0
Arkansas-Pine Bluff	1-0
Mississippi Valley State	1-0
Texas Southern	1-0
Vs. Summit (3-1)	
Southern Utah	3-1
Vs. Sun Belt (7-4)	
New Mexico State	6-4
Western Kentucky	1-0
Vs. West Coast (8-4)	
Gonzaga	1-1
Loyola Marymount	1-0
Pepperdine	2-1
Portland	0-1
St. Mary's	1-0
San Diego	2-1
Santa Clara	1-0
Vs. Western Athletic (5-5)	
Hawai'i	2-0
New Mexico State	3-3
UTEP	0-2
Vs. Reclassifying (3-0)	
Longwood	1-0
Northern Colorado	1-0
Presbyterian	1-0
Vs. Non-Division I (6-0)	
Abilene Christian	1-0
Eastern New Mexico	1-0
New Mexico Highlands	1-0
San Francisco State	1-0
Western New Mexico	2-0

SAN DIEGO STATE (81-49)

Vs. America East (2-0)	
Albany	1-0
UMBC	1-0
Vs. Atlantic Coast (0-1)	
Duke	0-1
Vs. Atlantic Sun (3-1)	
Campbell	1-0
Florida Atlantic	2-0
Troy	0-1
Vs. Atlantic 10 (0-1)	
Dayton	0-1
Vs. Big East (0-3)	
Providence	0-2
Syracuse	0-1
Vs. Big Sky (3-2)	
Eastern Washington	2-1
Northern Colorado	0-1
Sacramento State	1-0



MWC VS. OTHER CONFERENCES

SAN DIEGO STATE/TCU/UNLV

Vs. Big South (2-0)	
High Point	1-0
Liberty	1-0
Vs. Big Ten (1-2)	
Illinois	0-1
Indiana	0-1
Ohio State	1-0
Vs. Big 12 (2-6)	
Iowa State	1-1
Oklahoma State	1-1
Texas Tech	0-4
Vs. Big West (13-5)	
Cal Poly	2-0
Cal State Fullerton	1-1
Cal State Northridge	1-0
Long Beach State	2-0
New Mexico State	0-1
Pacific	0-1
UC Riverside	2-0
UC Santa Barbara	5-2
Vs. Conference-USA (3-0)	
Houston	2-0
SMU	1-0
Vs. Horizon (0-1)	
Illinois-Chicago	0-1
Vs. Independents (1-0)	
IPFW	1-0
Vs. Ivy (1-0)	
Columbia	1-0
Vs. Mid-American (1-2)	
Ball State	0-1
Western Michigan	1-1
Vs. Mid-Eastern (4-0)	
Morgan State	1-0
Norfolk State	2-0
South Carolina State	1-0
Vs. Missouri Valley (2-0)	
Missouri State	1-0
UNI	1-0
Vs. Northeast (1-0)	
Monmouth	1-0
Vs. Ohio Valley (1-0)	
Murray State	1-0
Vs. Pacific 10 (2-13)	
Arizona	0-4
Arizona State	1-1
California	1-3
USC	0-1
Washington	0-2
Washington State	0-2
Vs. Patriot (2-0)	
Lafayette	1-0
Navy	1-0
Vs. Southeastern (0-1)	
Florida	0-1
Vs. Southland (1-0)	
Sam Houston State	1-0
Vs. Sun Belt (1-1)	
New Mexico State	1-1
Vs. West Coast (14-9)	
Loyola Marymount	6-1
Portland	2-1
St. Mary's	1-3
San Diego	5-4
Vs. Western Athletic (4-1)	
Fresno State	2-1
Hawai'i	2-0
Vs. Reclassifying (2-0)	
South Dakota State	2-0

Vs. Non-Division I (15-0)	
Alaska-Fairbanks	1-0
Chaminade	1-0
IPFW	1-0
Point Loma Nazarene	1-0
Seattle Pacific	1-0
Texas A&M-Corpus Christi	2-0
UC Riverside	1-0
UC San Diego	7-0

TCU (20-19)

Vs. Big East (0-1)	
Syracuse	0-1
Vs. Big 12 (0-8)	
Colorado	0-1
Oklahoma	0-2
Oklahoma State	0-1
Texas	0-1
Texas Tech	0-3
Vs. Conference USA (2-5)	
Rice	1-1
SMU	0-3
Tulane	1-1
Vs. Independents (0-1)	
Texas A&M-Corpus Christi	0-1
Vs. Missouri Valley (0-1)	
Drake	0-1
Vs. Southland (6-0)	
Stephen F. Austin	1-0
Texas-Arlington	3-0
UTSA	2-0
Vs. Southwestern (10-0)	
Arkansas-Pine Bluff	3-0
Grambling State	3-0
Jackson State	2-0
Prairie View A&M	1-0
Texas Southern	1-0
Vs. Summit (1-0)	
Centenary	1-0
Vs. West Coast (0-2)	
Saint Mary's	0-2
Vs. Non-Division I (1-1)	
Angelo State	1-0
Tarleton State	0-1

UNLV (91-43)

Vs. Atlantic Coast (1-1)	
Georgia Tech	1-0
North Carolina	0-1
Vs. Atlantic Sun (3-0)	
Florida Atlantic	2-0
Gardner-Webb	1-0
Vs. Big East (3-2)	
Georgetown	1-1
South Florida	1-0
Louisville	0-1
West Virginia	1-0
Vs. Big Sky (8-1)	
Cal State-Northridge	1-0
Eastern Washington	1-0
Montana	1-0
Montana State	1-0
Northern Arizona	3-1
Portland State	1-0
Vs. Big South (1-0)	
High Point	1-0
Vs. Big Ten (4-3)	
Illinois	0-1
Minnesota	2-1
Wisconsin	2-1

Vs. Big 12 (3-8)	
Kansas	0-1
Missouri	1-1
Oklahoma State	0-4
Texas	0-2
Texas Tech	2-0
Vs. Big West (3-2)	
Cal Poly	1-0
Long Beach State	1-0
Nevada	1-0
UC Santa Barbara	0-2
Vs. Colonial (2-0)	
Old Dominion	2-0
Vs. Conference USA (6-5)	
Cincinnati	0-3
DePaul	2-0
Houston	2-0
Louisville	0-1
UAB	1-1
UTEP	1-0
Vs. Independents (2-0)	
IPFW	1-0
Texas-Pan Am	1-0
Vs. Ivy (1-0)	
Princeton	1-0
Vs. Metro Atlantic (1-0)	
Fairfield	1-0
Vs. Mid-American (1-0)	
Kent State	1-0
Vs. Mid-Eastern (2-0)	
Delaware State	1-0
Norfolk State	1-0
Vs. Missouri Valley (2-0)	
Bradley	2-0
Vs. Northeast (1-0)	
Monmouth	1-0
Vs. Ohio Valley (5-0)	
Austin Peay	1-0
Eastern Kentucky	1-0
Tennessee-Martin	2-0
Tennessee State	1-0
Vs. Pacific-10 (7-8)	
Arizona	0-2
Arizona State	2-0
California	2-0
Oregon	0-1
Oregon State	1-1
Stanford	0-2
USC	1-1
Washington	1-1
Vs. Southeastern (2-2)	
Auburn	2-0
South Carolina	0-2
Vs. Southern (1-0)	
Georgia Southern	1-0
Vs. Southland (3-0)	
Nicholls State	2-0
Texas A&M-Corpus Christi	1-0
Vs. Southwestern (1-0)	
Mississippi Valley State	1-0
Vs. Summit (3-0)	
Chicago State	1-0
Southern Utah	1-0
Western Illinois	1-0
Vs. Sun Belt (1-0)	
Florida International	1-0
Vs. West Coast (8-3)	
Loyola Marymount	4-0
Pepperdine	1-2
Saint Mary's	0-1
San Diego	1-0
San Francisco	1-0
Santa Clara	1-0

MWC VS. OTHER CONFERENCES



UNLV/UTAH/WYOMING

Vs. Western Athletic (9-8)

Boise State	0-1
Fresno State	1-0
Hawai'i	3-2
Nevada	4-4
SMU	1-0
Tulsa	0-1

Vs. Reclassifying (1-0)

Kennesaw State	1-0
----------------	-----

Vs. Non-Division I (6-0)

Alaska Anchorage	1-0
Chaminade	1-0
Dixie State	1-0
Fort Lewis	1-0
Occidental	1-0
Washburn	1-0

UTAH (92-44)

Vs. America East (2-1)

Albany	0-1
Stony Brook	2-0

Vs. Atlantic Coast (1-0)

Virginia	1-0
----------	-----

Vs. Atlantic Sun (2-0)

Georgia State	1-0
Troy	1-0

Vs. Atlantic 10 (2-1)

Massachusetts	1-0
Rhode Island	1-1

Vs. Big East (0-2)

Boston College	0-1
Connecticut	0-1

Vs. Big Sky (10-2)

Idaho State	3-0
Weber State	7-2

Vs. Big South (4-0)

High Point	3-0
Winthrop	1-0

Vs. Big Ten (1-3)

Indiana	0-1
Michigan State	0-1
Minnesota	1-0
Northwestern	0-1

Vs. Big 12 (5-4)

Colorado	2-2
Oklahoma	1-0
Texas	2-1
Texas Tech	0-1

Vs. Big West (7-4)

Cal Poly	2-0
Cal State Northridge	1-0
Long Beach State	1-0
UC Irvine	1-0
Utah State	2-4

Vs. Conference USA (5-5)

UCF	0-1
Louisville	1-1
Memphis	1-1
Rice	1-1
Saint Louis	1-0
UTEP	1-0
Tulsa	0-1

Vs. Horizon (1-0)

Wisconsin-Milwaukee	1-0
---------------------	-----

Vs. Independents (3-0)

IPFW	1-0
Savannah State	1-0
Stony Brook	1-0

Vs. Mid-Eastern (1-0)

Coppin State	1-0
--------------	-----

Vs. Missouri Valley (2-0)

Missouri State	1-0
Northern Iowa	1-0

Vs. Pacific 10 (7-9)

Arizona	0-2
Arizona State	1-2
California	1-0
Oregon	1-1
Oregon State	1-0
USC	0-1
Washington	0-2
Washington State	3-1

Vs. Southeastern (2-6)

Alabama	1-1
Georgia	0-1
Kentucky	0-3
LSU	1-1

Vs. Southern (1-0)

Furman	1-0
--------	-----

Vs. Southland (1-0)

Texas State	1-0
-------------	-----

Vs. Summit (7-2)

Chicago State	1-0
Southern Utah	6-2

Vs. Sun Belt (1-0)

Arkansas State	1-0
----------------	-----

Vs. West Coast (8-4)

Gonzaga	0-2
Pepperdine	4-0
St. Mary's	2-0
San Diego	2-0
Santa Clara	0-2

Vs. Western Athletic (4-1)

Boise State	1-0
UTEP	1-0
Utah State	2-1

Vs. Reclassifying (2-0)

Northern Colorado	1-0
South Carolina Upstate	1-0

Vs. Non-Division I (13-0)

Adams State	1-0
American University of P.R.	1-0
Augusta State	1-0
Cardinal Stritch	1-0
Concordia	1-0
Dixie State	1-0
Ripon	1-0
Sioux Falls	1-0
St. Francis	1-0
Montana Western	1-0
Whitworth	3-0

WYOMING (80-47)

Vs. Atlantic Coast (0-1)

North Carolina	0-1
----------------	-----

Vs. Atlantic Sun (1-0)

Samford	1-0
---------	-----

Vs. Atlantic 10 (2-2)

Charlotte	1-1
Dayton	1-1

Vs. Big Sky (13-2)

Cal State Northridge	0-1
Eastern Washington	1-0
Idaho State	1-0
Montana	1-0
Montana State	8-1
Portland State	1-0
Weber State	1-0

Vs. Big South (1-0)

Winthrop	1-0
----------	-----

Vs. Big Ten (0-1)

Indiana	0-1
---------	-----

Vs. Big 12 (3-5)

Colorado	2-0
Kansas	0-1
Kansas State	0-2
Nebraska	0-1
Texas Tech	1-1

Vs. Big West (5-0)

Cal State-Fullerton	2-0
Cal State-Northridge	1-0
Nevada	1-0
North Texas	1-0

Vs. Colonial (0-1)

UNC-Wilmington	0-1
----------------	-----

Vs. Conference USA (2-2)

UAB	1-1
SMU	1-0
UTEP	0-1

Vs. Horizon (1-4)

Detroit	1-1
UW-Milwaukee	0-3

Vs. Independents (3-0)

IPFW	2-0
Savannah State	1-0

Vs. Ivy (1-1)

Princeton	1-1
-----------	-----

Vs. Mid-American (3-1)

Akron	2-1
Buffalo	1-0

Vs. Mid-Eastern (2-0)

Delaware State	1-0
Norfolk State	1-0

Vs. Missouri Valley (5-9)

Creighton	2-2
Indiana State	2-0
Missouri State	0-1
Southern Illinois	0-3
Wichita State	1-3

Vs. Northeast (1-0)

Mount St. Mary's	1-0
------------------	-----

Vs. Ohio Valley (2-0)

Eastern Kentucky	1-0
Tennessee State	1-0

Vs. Pacific-10 (3-7)

Arizona	0-2
California	0-1
Oregon State	1-1
USC	0-1
Washington	1-1
Washington State	1-1

Vs. Southeastern (1-3)

LSU	0-2
South Carolina	1-1

Vs. Southern (0-1)

College of Charleston	0-1
-----------------------	-----

Vs. Southland (4-0)

Lamar	2-0
Northwestern Louisiana	1-0
Texas-Arlington	1-0

Vs. Southwestern (5-0)

Alabama State	1-0
Alcorn State	1-0
Arkansas-Pine Bluff	2-0
Prairie View	1-0

Vs. Sun Belt (7-4)

Denver	6-3
Middle Tennessee	1-1

Vs. West Coast (3-2)

Gonzaga	1-0
Loyola Marymount	1-0
Pepperdine	0-1
San Diego	0-1
San Francisco	1-0

Vs. Western Athletic (2-1)

Boise State	2-1
-------------	-----

Vs. Reclassifying (2-0)

Cal State Bakersfield	1-0
Northern Colorado	1-0

Vs. Non-Division I (8-0)

Alaska Anchorage	2-0
Chadron State	1-0
Colorado School of Mines	1-0
Hawai'i Pacific	1-0
UC Riverside	1-0
UCCS	2-0



MWC ATTENDANCE HISTORY

1999-2005

1999-00 HOME ATTENDANCE

TEAM	G	TOTAL	AVG.	HIGH
New Mexico	19	324,228	17,065	18,018 vs. New Mexico State
Utah	17	225,219	13,248	15,280 vs. BYU
UNLV	17	202,772	11,928	16,629 vs. Utah
BYU	14	145,737	10,410	22,580 vs. Utah
Wyoming	13	91,184	7,014	11,147 vs. BYU
Colorado State	13	63,437	4,880	8,712 vs. Wyoming
San Diego State	15	39,266	2,618	5,089 vs. Utah
Air Force	13	15,625	1,202	2,648 vs. Colorado State
TOTALS	121	1,107,468	9,152	

2000-01 HOME ATTENDANCE

TEAM	G	TOTAL	AVG.	HIGH
New Mexico	19	311,940	16,418	18,018 vs. New Mexico State
Utah	16	195,774	12,236	15,373 vs. BYU
BYU	15	171,775	11,452	19,098 vs. Utah
UNLV	15	165,439	11,029	12,463 vs. Cincinnati
Wyoming	13	118,111	9,086	15,456 vs. Colorado State
San Diego State	17	77,144	4,538	8,186 vs. Univ. of San Diego
Colorado State	13	51,775	3,983	8,130 vs. Wyoming
Air Force	14	21,640	1,546	3,124 vs. UNLV
TOTALS	122	1,113,598	9,128	

2001-02 HOME ATTENDANCE

TEAM	G	TOTAL	AVG.	HIGH
New Mexico	19	312,090	16,426	18,018 vs. Stanford/New Mexico State
Utah	16	190,246	11,890	14,517 vs. BYU
UNLV	20	210,221	10,511	14,837 vs. Utah
Wyoming	14	140,370	10,026	16,089 vs. Utah
BYU	16	138,073	8,630	19,411 vs. San Diego State
San Diego State	15	92,475	6,165	11,764 vs. UNLV
Colorado State	14	45,610	3,258	8,617 vs. Wyoming
Air Force	11	22,359	2,033	4,904 vs. Wyoming
TOTALS	125	1,151,444	9,212	

2002-03 HOME ATTENDANCE

TEAM	G	TOTAL	AVG.	HIGH
New Mexico	17	258,161	15,186	17,870 vs. New Mexico State
BYU	14	202,556	14,468	22,702 vs. Colorado State
UNLV	21	247,043	11,764	16,701 vs. Wyoming
Utah	16	184,295	11,518	15,148 vs. BYU
Wyoming	15	151,614	10,108	15,418 vs. BYU
San Diego State	16	113,848	7,116	12,414 vs. Arizona/Texas Tech
Colorado State	18	70,498	3,917	8,745 vs. Wyoming
Air Force	13	30,105	2,316	5,648 vs. Wyoming
TOTALS	130	1,258,120	9,678	

2003-04 HOME ATTENDANCE

TEAM	G	TOTAL	AVG.	HIGH
BYU	13	198,906	15,300	22,718 vs. Utah
New Mexico	18	264,227	14,679	18,018 vs. Air Force
UNLV	16	185,569	11,598	14,744 vs. New Mexico
Utah	16	174,418	10,901	14,413 vs. BYU
Wyoming	15	123,017	8,201	10,218 vs. BYU
San Diego State	15	100,513	6,701	11,027 vs. Air Force
Colorado State	12	58,521	4,877	8,619 vs. Wyoming
Air Force	13	50,881	3,914	6,359 vs. BYU
TOTALS	118	1,156,052	9,797	

2004-05 HOME ATTENDANCE

TEAM	G	TOTAL	AVG.	HIGH
New Mexico	19	271,864	14,309	18,018 vs. Colorado State
UNLV	16	182,140	11,384	16,042 vs. Oklahoma State
Utah	16	172,425	10,777	15,014 vs. BYU
BYU	14	148,860	10,633	12,633 vs. San Diego State
Wyoming	14	104,541	7,467	10,336 vs. Utah
San Diego State	16	94,450	5,903	8,983 vs. Utah
Air Force	13	54,470	4,190	5,939 vs. Utah
Colorado State	15	51,788	3,453	7,842 vs. Wyoming
TOTALS	123	1,080,538	8,785	

MWC ATTENDANCE HISTORY



2005-2008

2005-06 HOME ATTENDANCE

TEAM	G	TOTAL	AVG.	HIGH
New Mexico	17	227,575	13,387	16,311 vs. Air Force
BYU	15	166,037	11,069	20,732 vs. New Mexico
Utah	15	157,219	10,481	12,345 vs. Air Force
UNLV	16	160,640	10,040	14,602 vs. Nevada
San Diego State	15	105,209	7,014	12,414 vs. Wyoming
Wyoming	17	96,420	5,672	7,856 vs. Colorado State
Colorado State	15	64,548	4,303	8,289 vs. Wyoming
Air Force	15	58,230	3,882	6,260 vs. UNLV
TCU	16	60,745	3,797	5,646 vs. BYU
TOTALS	141	1,096,623	7,777	

2006-07 HOME ATTENDANCE

TEAM	G	TOTAL	AVG.	HIGH
New Mexico	18	231,346	12,853	18,018 vs. New Mexico State
UNLV	20	227,074	11,354	18,069 vs. Colorado State
BYU	17	205,243	12,073	22,812 vs. Utah
Utah	15	142,833	9,522	12,244 vs. BYU
San Diego State	16	125,135	7,821	12,414 vs. Arizona/BYU
Air Force	17	86,080	5,064	6,511 vs. New Mexico
Wyoming	14	84,963	6,069	7,780 vs. Air Force
Colorado State	14	64,687	4,620	8,597 vs. Wyoming
TCU	17	63,448	3,732	5,438 vs. Texas Tech
TOTALS	148	1,230,809	8,316	

2007-08 HOME ATTENDANCE

TEAM	G	TOTAL	AVG.	HIGH
Air Force	16	61,888	3,868	6,008 vs. Radford
BYU	16	216,295	13,518	22,580 vs. UNLV
Colorado State	13	43,588	3,353	5,377 vs. Colorado
New Mexico	18	258,493	14,361	18,018 vs. BYU/UNLV
San Diego State	14	94,638	6,760	9,776 vs. BYU
TCU	17	60,000	3,529	5,777 vs. BYU
UNLV	21	249,171	11,865	16,096 vs. BYU
Utah	15	149,687	9,979	14,653 vs. San Diego State
Wyoming	14	73,673	5,262	6,024 vs. Colorado State
TOTALS	144	1,207,433	8,385	

LARGEST HOME CROWDS FOR MOUNTAIN WEST TEAMS (SINCE 1999)

ATTENDANCE	DATE	SCORE	ARENA/SITE
22,812	Mar. 3, 2007	BYU 85, Utah 62	Marriott Center/Provo, Utah
22,720	Mar. 8, 2003	BYU 67, Colorado State 55	Marriott Center/Provo, Utah
22,718	Mar. 1, 2004	BYU 70, Utah 57	Marriott Center/Provo, Utah
22,580	Feb. 16, 2008	BYU 74, UNLV 48	Marriott Center/Provo, Utah
22,580	Jan. 15, 2000	Utah 56, BYU 49	Marriott Center/Provo, Utah
21,412	Jan. 25, 2003	Utah 79, BYU 75	Marriott Center/Provo, Utah

LARGEST CROWDS FOR NON-CONFERENCE AWAY/NEUTRAL GAMES (SINCE 1999)

ATTENDANCE	DATE	SCORE	ARENA/SITE
26,752	Mar. 19, 2007	Syracuse 80, San Diego State 64	Syracuse, N.Y. (2nd Round Postseason NIT)
26,307	Mar. 23, 2007	Oregon 76, UNLV 72	St. Louis, Mo. (Sweet 16 NCAA Tournament)
22,833	Nov. 19, 1999	Kentucky 56, Utah 48	Lexington, Ky. (1st Round Preseason NIT)
21,229	Dec. 3, 2005	Syracuse 80, TCU 64	Syracuse, N.Y.
20,916	Mar. 18, 2007	UNLV 74, Wisconsin 68	Chicago, Ill. (2nd Round NCAA Tournament)
20,752	Mar. 15, 2007	Xavier 79, BYU 77	Lexington, Ky. (1st Round NCAA Tournament)

YEAR-BY-YEAR OVERALL HOME ATTENDANCE*

YEAR	G	ATTENDANCE	AVG.
1999-00	121	1,107,392	9,152
2000-01	122	1,113,598	9,128
2001-02	125	1,151,444	9,212
2002-03	126	1,258,120	9,678
2003-04	118	1,156,052	9,797
2004-05	123	1,080,538	8,785
2005-06	141	1,096,623	7,777
2006-07	148	1,230,809	8,316
2007-08	144	1,207,433	8,385

*Does not include neutral site games at MWC Tournament.

YEAR-BY-YEAR AVERAGE ATTENDANCE LEADERS

YEAR	TEAM	G	TOTAL	AVERAGE
1999-01	New Mexico	20	328,867	16,443
2000-01	New Mexico	19	311,940	16,418
2001-02	New Mexico	19	312,090	16,426
2002-03	New Mexico	17	258,161	15,186
2003-04	BYU	13	198,906	15,300
2004-05	New Mexico	19	271,864	14,309
2005-06	New Mexico	17	227,575	13,387
2006-07	New Mexico	18	231,346	12,853
2007-08	New Mexico	18	258,493	14,361



NCAA ATTENDANCE HISTORY

1999-2004

1999-00 NCAA ATTENDANCE LEADERS

RK.	CONFERENCE	G	ATT.	AVG.
1.	Big Ten	168	2,255,913	13,428
2.	Atlantic Coast	142	1,649,774	11,618
3.	Southeastern	190	2,117,023	11,142
4.	Pac 10	150	1,258,249	9,388
5.	MOUNTAIN WEST	128	1,179,098	9,212
6.	Big East	216	1,955,315	9,052
7.	Conference USA	179	1,616,780	9,032
8.	Big 12	189	1,700,469	8,997
9.	Missouri Valley	145	963,900	6,648
10.	Western Athletic	128	773,259	6,041

RK.	TEAM	G	ATT.	AVG.
1.	Kentucky	14	314,267	22,448
2.	Syracuse	18	374,526	20,807
3.	North Carolina	12	241,953	20,163
4.	Louisville	15	287,695	19,180
5.	Ohio State	17	317,936	18,702
6.	Arkansas	14	249,300	17,807
7.	North Carolina State	20	330,709	16,535
8.	NEW MEXICO	20	328,897	16,445
9.	Kansas	14	227,800	16,271
10.	Indiana	12	195,089	16,257
11.	Wisconsin	14	226,281	16,163
12.	Tennessee	16	248,979	15,561
13.	Iowa	13	197,030	15,156
14.	Michigan State	14	205,226	14,659
15.	Illinois	13	189,507	14,577

OTHER MWC TEAMS IN THE TOP 100:

RK.	TEAM	G	ATT.	AVG.
22.	UTAH	17	225,219	13,248
26.	UNLV	20	236,570	11,829
33.	BYU	16	172,696	10,794
74.	WYOMING	13	91,154	7,012

2000-01 NCAA ATTENDANCE LEADERS

RK.	CONFERENCE	G	ATT.	AVG.
1.	Big Ten	175	2,342,022	13,383
2.	Atlantic Coast	143	1,681,707	11,760
3.	Southeastern	197	2,163,525	10,982
4.	Big 12	182	1,712,210	9,408
5.	MOUNTAIN WEST	126	1,152,292	9,145
6.	Conference USA	182	1,636,814	8,993
7.	Big East	230	2,039,505	8,867
8.	Pac 10	152	1,172,055	7,711
9.	Missouri Valley	148	943,159	6,373
10.	Atlantic 10	151	905,271	5,995

RK.	TEAM	G	ATT.	AVG.
1.	Kentucky	12	261,435	21,786
2.	North Carolina	14	291,705	20,836
3.	Syracuse	17	327,789	19,282
4.	Ohio State	17	298,172	17,540
5.	Louisville	15	261,642	17,443
6.	Memphis	17	290,864	17,110
7.	Wisconsin	14	235,351	16,811
8.	NEW MEXICO	19	311,940	16,418
9.	Arkansas	18	292,057	16,225

10.	Kansas	14	226,500	16,179
11.	Tennessee	15	232,805	15,520
12.	Iowa	16	248,000	15,500
13.	Illinois	12	185,630	15,469
14.	Indiana	15	223,574	14,905
15.	Michigan State	16	236,144	14,759

OTHER MWC TEAMS IN THE TOP 100:

RK.	TEAM	G	ATT.	AVG.
22.	UTAH	16	195,774	12,236
29.	BYU	15	171,775	11,452
33.	UNLV	15	165,439	11,029
52.	WYOMING	13	118,111	9,085

2001-02 NCAA ATTENDANCE LEADERS

RK.	CONFERENCE	G	ATT.	AVG.
1.	Big Ten	169	2,258,255	13,362
2.	Southeastern	192	2,094,195	10,907
3.	Atlantic Coast	148	1,582,300	10,691
4.	Big 12	194	1,948,759	10,045
5.	MOUNTAIN WEST	126	1,163,056	9,231
6.	Big East	229	1,987,417	8,679
7.	Conference USA	226	1,920,276	8,479
8.	Pac 10	151	1,212,828	8,032
9.	Missouri Valley	141	880,460	6,244
10.	Atlantic 10	162	930,640	5,307

RK.	TEAM	G	ATT.	AVG.
1.	Kentucky	15	315,203	21,014
2.	Louisville	19	359,655	18,929
3.	Indiana	11	189,013	17,183
4.	Syracuse	19	323,438	17,023
5.	Ohio State	17	282,250	16,603
6.	Wisconsin	13	214,860	16,528
7.	NEW MEXICO	19	312,090	16,426
8.	North Carolina	16	261,109	16,319
9.	Kansas	13	211,700	16,285
10.	Memphis	21	340,723	16,225
11.	Illinois	14	226,480	16,177
12.	Iowa	17	258,511	15,207
13.	Arkansas	16	241,033	15,065
14.	Michigan State	17	250,903	14,759
15.	Arizona	13	189,072	14,544

OTHER MWC TEAMS IN THE TOP 100:

RK.	TEAM	G	ATT.	AVG.
27.	UTAH	16	190,246	11,890
35.	UNLV	20	210,221	10,511
39.	WYOMING	14	140,370	10,026
51.	BYU	16	138,073	8,630
87.	SAN DIEGO STATE	15	92,475	6,165

2002-03 NCAA ATTENDANCE LEADERS

RK.	CONFERENCE	G	ATT.	AVG.
1.	Big Ten	180	2,254,658	12,526
2.	Atlantic Coast	149	1,719,813	11,542
3.	Southeastern	192	2,132,439	11,106
4.	Big 12	194	1,961,380	10,110
5.	MOUNTAIN WEST	132	1,279,630	9,694

6.	Big East	224	2,107,630	9,409
7.	Conference USA	219	1,831,233	8,362
8.	Pac 10	154	1,213,734	7,881
9.	Missouri Valley	148	979,173	6,616
10.	Atlantic 10	173	981,671	5,674

RK.	TEAM	G	ATT.	AVG.
1.	Kentucky	13	289,526	22,271
2.	Syracuse	17	355,663	20,921
3.	Louisville	18	342,672	19,037
4.	North Carolina	18	336,384	18,688
5.	Maryland	16	281,057	17,566
6.	Wisconsin	17	287,818	16,930
7.	Memphis	16	266,283	16,643
8.	Indiana	12	198,321	16,527
9.	Kansas	16	260,800	16,300
10.	Ohio State	16	256,914	16,057
11.	Marquette	16	248,851	15,186
12.	NEW MEXICO	17	258,161	15,186
13.	Illinois	14	212,303	15,165
14.	Arkansas	16	236,638	14,790
15.	Michigan State	16	236,144	14,759

OTHER MWC TEAMS IN THE TOP 100:

RK.	TEAM	G	ATT.	AVG.
17.	BYU	14	202,556	14,468
27.	UNLV	21	247,043	11,764
29.	UTAH	16	184,295	11,518
42.	WYOMING	15	151,614	10,108
69.	SAN DIEGO STATE	17	121,926	7,172

2003-04 NCAA ATTENDANCE LEADERS

RK.	CONFERENCE	G	ATT.	AVG.
1.	Big Ten	166	2,122,586	12,787
2.	Atlantic Coast	148	1,774,475	11,990
3.	Southeastern	195	2,230,546	11,439
4.	Big 12	198	1,931,355	9,754
5.	MOUNTAIN WEST	122	1,189,340	9,749
6.	Big East	235	2,184,497	9,296
7.	Pac 10	150	1,255,774	8,372
8.	Conference USA	223	1,862,308	8,351
9.	Missouri Valley	150	1,093,599	7,291
10.	Western Athletic	154	985,889	6,402

RK.	TEAM	G	ATT.	AVG.
1.	Kentucky	13	295,227	22,710
2.	Syracuse	17	371,018	21,825
3.	North Carolina	14	291,223	20,802
4.	Louisville	15	291,643	19,443
5.	Maryland	16	287,200	17,950
6.	Wisconsin	15	257,130	17,142
7.	Indiana	13	214,331	16,487
8.	Kansas	14	228,200	16,300
9.	Illinois	13	208,935	16,072
10.	Memphis	15	231,481	15,432
11.	BYU	13	198,806	15,300
12.	Marquette	18	275,241	15,291
13.	Arkansas	16	236,676	14,792
14.	Michigan State	14	206,626	14,759
15.	NEW MEXICO	18	264,227	14,679

NCAA ATTENDANCE HISTORY



2004-2008

OTHER MWC TEAMS IN THE TOP 100:

RK.	TEAM	G	ATT.	AVG.
32.	UNLV	16	185,569	11,589
37.	UTAH	16	174,418	10,901
62.	WYOMING	15	123,017	8,201
79.	SAN DIEGO STATE	15	100,513	6,701

2004-05 NCAA ATTENDANCE LEADERS

RK.	CONFERENCE	G	ATT.	AVG.
1.	Big Ten	180	2,255,332	12,530
2.	Atlantic Coast	180	1,997,443	11,097
3.	Southeastern	196	2,089,995	11,663
4.	Big East	202	2,100,088	10,396
5.	Big 12	203	1,981,384	9,761
6.	MOUNTAIN WEST	127	1,116,433	8,791
7.	Pac 10	151	1,278,282	8,465
8.	Conference USA	228	1,826,061	8,009
9.	Missouri Valley	158	1,137,677	7,200
10.	Western Athletic	163	939,042	5,761

RK.	TEAM	G	ATT.	AVG.
1.	Syracuse	18	413,605	22,978
2.	Kentucky	15	337,796	22,520
3.	North Carolina	15	307,840	20,522
4.	Louisville	17	318,688	18,746
5.	Wisconsin	16	274,272	17,142
6.	Maryland	18	299,391	16,632
7.	Illinois	15	245,807	16,387
8.	Kansas	16	260,800	16,300
9.	Arkansas	16	252,608	15,788
10.	Michigan State	15	221,385	14,759
11.	Indiana	16	235,245	14,702
12.	Arizona	16	232,926	14,557
13.	North Carolina State	17	245,898	14,464
14.	NEW MEXICO	19	271,864	14,308
15.	Connecticut	17	234,109	13,771

OTHER MWC TEAMS IN THE TOP 100:

RK.	TEAM	G	ATT.	AVG.
26.	UNLV	16	182,140	11,383
33.	UTAH	16	172,425	10,776
34.	BYU	14	148,860	10,632
73.	WYOMING	14	104,541	7,467
93.	SAN DIEGO STATE	16	94,450	5,903

2005-06 NCAA ATTENDANCE LEADERS

RK.	CONFERENCE	G	ATT.	AVG.
1.	Big Ten	181	2,277,085	12,581
2.	Atlantic Coast	202	2,277,076	11,273
3.	Southeastern	199	2,205,320	11,082
4.	Big East	268	2,964,418	11,061
5.	Big 12	195	1,973,540	10,121
6.	Pac 10	162	1,281,203	7,909
7.	MOUNTAIN WEST	146	1,133,916	7,767
8.	Missouri Valley	156	1,203,771	7,716
9.	Western Athletic	134	782,529	5,840
10.	Atlantic 10	208	1,191,831	5,730

RK.	TEAM	G	ATT.	AVG.
1.	Kentucky	15	341,445	22,763
2.	Syracuse	19	410,153	21,587
3.	North Carolina	17	344,071	20,239
4.	Louisville	22	402,963	18,316
5.	Tennessee	15	269,310	17,954
6.	Maryland	17	291,961	17,174
7.	Wisconsin	16	274,272	17,142
8.	Indiana	13	220,343	16,949
9.	Illinois	16	265,888	16,618
10.	Kansas	16	260,800	16,300
11.	Ohio State	17	261,622	15,389
12.	Arkansas	16	239,336	14,958
13.	Memphis	20	297,328	14,866
14.	Michigan State	14	206,626	14,759
15.	Wake Forest	18	263,970	14,665

MWC TEAMS IN THE TOP 100:

RK.	TEAM	G	ATT.	AVG.
21.	NEW MEXICO	17	227,575	13,386
30.	BYU	15	166,037	11,069
36.	UTAH	15	157,219	10,481
41.	UNLV	16	160,640	10,040
76.	SAN DIEGO STATE	15	105,209	7,013
94.	WYOMING	17	96,420	5,671

2006-07 NCAA ATTENDANCE LEADERS

RK.	CONFERENCE	G	ATT.	AVG.
1.	Big Ten	201	2,564,662	12,760
2.	Southeastern	214	2,562,073	11,972
3.	Big East	292	3,259,992	11,164
4.	Atlantic Coast	219	2,434,902	11,118
5.	Big 12	211	2,261,697	10,719
6.	Pacific 10	176	1,500,188	8,524
7.	MOUNTAIN WEST	150	1,244,710	8,298
8.	Missouri Valley	156	1,251,050	8,020
9.	Western Athletic	137	908,282	6,630
10.	Atlantic 10	213	1,155,219	5,424

RK.	TEAM	G	ATT.	AVG.
1.	Kentucky	16	374,737	23,421
2.	Syracuse	22	473,353	21,516
3.	North Carolina	17	351,785	20,693
4.	Tennessee	16	314,571	19,661
5.	Louisville	20	369,763	18,488
6.	Ohio State	18	315,539	17,530
7.	Wisconsin	19	326,610	17,190
8.	Maryland	19	319,616	16,822
9.	Arkansas	16	267,520	16,720
10.	Illinois	17	282,506	16,618
11.	Indiana	15	247,103	16,474
12.	Kansas	18	293,400	16,300
13.	Creighton	14	222,728	15,909
14.	Marquette	20	306,893	15,345
15.	Michigan State	19	280,421	14,759

MWC TEAMS IN THE TOP 100:

RK.	TEAM	G	ATT.	AVG.
23.	NEW MEXICO	18	231,346	12,853
30.	BYU	17	205,243	12,073
35.	UNLV	20	227,074	11,354
55.	UTAH	15	142,833	9,522
71.	SAN DIEGO STATE	16	125,135	7,821
89.	WYOMING	14	84,963	6,069

2007-08 NCAA ATTENDANCE LEADERS

RK.	CONFERENCE	G	ATT.	AVG.
1.	Big Ten	194	2,517,685	12,978
2.	Southeastern	211	2,561,545	12,140
3.	Atlantic Coast	209	2,355,822	11,272
4.	Big East	274	3,054,190	11,147
5.	Big 12	216	2,374,927	10,995
6.	Pacific 10	176	1,573,505	8,940
7.	MOUNTAIN WEST	146	1,218,466	8,346
8.	Missouri Valley	168	1,323,352	7,877
9.	Atlantic 10	212	1,252,485	5,908
10.	Conference USA	207	1,194,432	5,770

RK.	TEAM	G	ATT.	AVG.
1.	Kentucky	18	405,964	22,554
2.	North Carolina	16	327,953	20,497
3.	Syracuse	22	447,587	20,345
4.	Tennessee	16	324,274	20,267
5.	Louisville	17	331,184	19,481
6.	Maryland	19	341,050	17,950
7.	Wisconsin	18	309,420	17,190
8.	Arkansas	16	274,360	17,148
9.	Indiana	19	320,641	16,876
10.	Memphis	21	351,718	16,748
11.	Illinois	15	249,270	16,618
12.	Ohio State	20	331,731	16,587
13.	Kansas	20	328,182	16,409
14.	Marquette	17	276,064	16,239
15.	Creighton	18	276,000	15,333

MWC TEAMS IN THE TOP 100:

RK.	TEAM	G	ATT.	AVG.
18.	NEW MEXICO	18	258,493	14,361
21.	BYU	16	216,295	13,518
33.	UNLV	21	249,171	11,865
48.	UTAH	15	149,687	9,979
81.	SAN DIEGO STATE	14	94,638	6,760

Includes attendance from neutral-site MWC Tournament games.



MWC CHAMPIONSHIP HISTORY

TEAM-BY-TEAM RECORDS

COMPOSITE CONFERENCE TOURNAMENT RECORDS

SCHOOL	APPEARANCES	W	L	PCT.	CHAMPIONSHIPS
Air Force*	21 (1984-85-86-87-88-89-90-91-92-93-94-95-96-00-01-02-03-04-05-06-07-08)	4	22	.154	-
BYU*	23 (1984-85-86-87-88-89-90-91-92-93-94-95-96-98-99-00-01-02-03-04-05-06-2007-08)	23	21	.523	3 (1991-92-01)
Colorado State*	24 (1984-85-86-87-88-89-90-91-92-93-94-95-96-97-98-99-00-01-02-03-04-05-06-2007-08)	15	24	.385	1 (2003)
New Mexico*	25 (1984-85-86-87-88-89-90-91-92-93-94-95-96-97-98-99-00-01-02-03-04-05-06-2007-08)	27	22	.551	3 (1993-96-05)
San Diego State*	21 (1984-85-86-87-88-89-90-91-93-94-95-96-98-00-01-02-03-04-05-06-07-08)	18	18	.500	3 (1985-02-06)
TCU	31 (1976-77-78-79-80-81-82-83-84-85-86-87-88-89-90-91-92-93-94-95-96-1997-98-99-00-01-02-04-05-06-07-08)	19	32	.373	-
UNLV	22 (1983-84-85-86-87-88-89-90-91-93-94-95-97-98-99-00-02-03-04-05-06-07-08)	48	12	.800	11 (1983-85-86-87-89-90-91-98-00-07-08)
Utah*	24 (1984-85-86-87-88-89-90-91-92-93-94-95-96-97-98-99-00-01-02-03-04-05-06-2007-08)	30	21	.588	4 (1995-97-99-04)
Wyoming*	23 (1984-85-86-87-88-89-90-91-92-93-94-95-96-97-98-00-01-02-03-04-05-06-07)	16	22	.421	2 (1987-88)

(*MWC members 2000-present; members of the Western Athletic Conference 1984-99. UNLV was a member of the Big West Conference from 1983-96 and the Western Athletic Conference from 1996-99. TCU was a member of the Southwest Conference 1923-96, the Western Athletic Conference from 1996-2001, and Conference USA from 2001-05.)

MWC TEAM-VS.-TEAM RECORDS

MOUNTAIN WEST CONFERENCE CHAMPIONSHIP RECORDS

	AFA	BYU	CSU	UNM	SDSU	TCU	UNLV	UTAH	WYO	TOTAL
Air Force vs.	-	0-1	0-1	0-0	0-2	-	0-0	0-2	0-3	0-9
BYU vs.	1-0	-	1-1	3-1	1-1	1-0	0-3	1-2	3-0	11-8
Colorado State vs.	1-0	1-1	-	0-1	1-1	1-0	1-2	0-2	2-1	7-8
New Mexico vs.	0-0	1-3	1-0	-	1-0	0-1	0-3	2-1	0-0	5-8
San Diego State vs.	2-0	1-1	1-1	0-1	-	-	2-2	0-1	2-1	8-7
TCU vs.	0-0	0-1	0-1	1-0	0-0	-	0-1	0-0	0-0	1-3
UNLV vs.	0-0	3-0	2-1	3-0	2-2	1-0	-	4-2	2-0	17-5
Utah vs.	2-0	2-1	2-0	1-2	1-0	-	2-4	-	0-1	10-8
Wyoming vs.	3-0	0-3	1-2	0-0	1-2	-	0-2	1-0	-	6-9

OVERALL CONFERENCE TOURNAMENT RECORDS

	AFA	BYU	CSU	UNM	SDSU	TCU	UNLV	UTAH	WYO	TOTAL
Air Force vs.	-	1-3	1-3	0-1	1-4	-	0-0	0-3	0-4	3-18
BYU vs.	3-1	-	2-3	3-5	1-1	2-0	0-3	4-3	3-0	18-16
Colorado State vs.	3-1	3-2	-	0-3	1-1	1-0	1-2	2-3	2-3	12-15
New Mexico vs.	1-0	5-3	3-0	-	3-1	1-1	0-4	4-3	2-2	19-14
San Diego State vs.	4-1	1-1	1-1	1-3	-	-	2-2	1-5	5-2	15-15
TCU vs.	-	0-2	0-1	1-1	-	-	0-1	0-1	1-0	2-6
UNLV vs.	0-0	3-0	2-1	4-0	2-2	1-0	-	5-2	2-0	19-5
Utah vs.	3-0	3-4	3-2	3-4	5-1	1-0	2-5	-	2-2	22-18
Wyoming vs.	4-0	0-3	3-2	2-2	2-5	0-1	0-2	2-2	-	13-17



UNLV
2008 MWC Tournament Champion



First-round NBA draft picks Andrew Bogut (Utah) and Danny Granger (New Mexico) squared off against each other in championship game of the 2005 MWC Tournament.



BYU and UNLV have advanced to the MWC championship game each of the last two years as the No. 1 and 2 seeds, respectively.

MWC CHAMPIONSHIP HISTORY



ATTENDANCE LEADERS

2000 CONFERENCE TOURNAMENT ATTENDANCE LEADERS

RK.	CONFERENCE	SESSIONS	ATT.	AVG.
1.	Atlantic Coast	5	119,475	23,895
2.	Big Ten	5	100,273	20,055
3.	Big East	6	114,135	19,023
4.	Southeastern	6	114,106	19,018
5.	Big 12	6	111,900	18,650
6.	Conference USA	6	61,975	10,329
7.	MOUNTAIN WEST	4	40,032	10,008
8.	Missouri Valley	5	46,346	9,269
9.	Atlantic 10	6	54,288	9,048
10.	Western Athletic	4	32,406	8,102

2001 CONFERENCE TOURNAMENT ATTENDANCE LEADERS

RK.	CONFERENCE	SESSIONS	ATT.	AVG.
1.	Atlantic Coast	5	182,525	36,505
2.	Big Ten	5	109,769	21,954
3.	Big East	6	116,343	19,391
4.	Southeastern	6	111,857	18,643
5.	Big 12	6	91,500	15,250
6.	MOUNTAIN WEST	4	38,694	9,674
7.	Conference USA	6	56,486	9,414
8.	Atlantic 10	6	45,680	9,136
9.	Missouri Valley	5	42,047	8,409
10.	Mid-American	9	52,201	5,800

2002 CONFERENCE TOURNAMENT ATTENDANCE LEADERS

RK.	CONFERENCE	SESSIONS	ATT.	AVG.
1.	Atlantic Coast	5	111,913	22,383
2.	Big Ten	5	94,402	18,880
3.	Big East	6	114,558	19,093
4.	Southeastern	6	107,715	17,953
5.	Big 12	6	104,740	17,457
6.	Pac-10	4	67,819	16,955
7.	MOUNTAIN WEST	4	53,682	13,421
8.	Conference USA	6	70,089	11,682
9.	Missouri Valley	5	43,633	8,727
10.	Atlantic 10	6	49,555	8,259

2003 CONFERENCE TOURNAMENT ATTENDANCE LEADERS

RK.	CONFERENCE	SESSIONS	ATT.	AVG.
1.	Atlantic Coast	5	111,115	22,223
2.	Big East	6	116,472	19,412
3.	Big Ten	5	90,292	18,058
4.	Southeastern	6	98,495	16,416
5.	Pac-10	4	63,663	15,916
6.	Big 12	6	94,800	15,800
7.	MOUNTAIN WEST	4	53,930	13,483
8.	Conference USA	6	76,157	12,693
9.	Missouri Valley	5	62,007	12,401
10.	Atlantic 10	7	52,823	7,546

2004 CONFERENCE TOURNAMENT ATTENDANCE LEADERS

RK.	CONFERENCE	SESSIONS	ATT.	AVG.
1.	Southeastern	6	195,630	32,605
2.	Atlantic Coast	5	112,191	22,438
3.	Big East	6	116,813	19,469
4.	Big 12	6	105,610	17,602
5.	Big Ten	5	77,012	15,402
6.	Pac-10	4	60,126	15,032
7.	Conference USA	6	82,386	13,731
9.	Missouri Valley	5	50,033	10,007
8.	Atlantic 10	6	63,964	10,661
10.	MOUNTAIN WEST	4	33,288	8,322

2005 CONFERENCE TOURNAMENT ATTENDANCE LEADERS

RK.	CONFERENCE	SESSIONS	ATT.	AVG.
1.	Big Ten	5	109,250	21,850
2.	Atlantic Coast	5	101,505	20,301
3.	Southeastern	6	118,284	19,714
4.	Big East	6	114,387	19,065
5.	Big 12	6	109,608	18,268
6.	Pac-10	4	62,147	15,537
7.	Missouri Valley	5	53,342	10,668
8.	MOUNTAIN WEST	4	35,895	8,974
9.	Conference USA	6	49,957	8,326
10.	Atlantic 10	6	43,298	7,216

2006 CONFERENCE TOURNAMENT ATTENDANCE LEADERS

RK.	CONFERENCE	SESSIONS	ATT.	AVG.
1.	Atlantic Coast	6	142,470	23,745
2.	Big East	6	117,564	19,594
3.	Big 12	6	109,428	18,238
4.	Big Ten	5	90,763	18,153
5.	Southeastern	6	97,212	16,202
6.	Pacific 10	5	74,801	14,960
7.	Missouri Valley	5	63,739	12,748
8.	Conference USA	6	68,277	11,380
9.	Western Athletic	4	30,859	7,715
10.	MOUNTAIN WEST	5	37,293	7,459

2007 CONFERENCE TOURNAMENT ATTENDANCE LEADERS

RK.	CONFERENCE	SESSIONS	ATT.	AVG.
1.	Atlantic Coast	6	133,614	22,269
2.	Big East	6	117,564	19,594
3.	Big Ten	5	94,412	18,882
4.	Big 12	6	113,274	18,879
5.	Missouri Valley	5	85,074	17,015
6.	Pacific 10	5	84,477	16,895
7.	Southeastern	6	94,134	15,689
8.	MOUNTAIN WEST	5	54,921	10,984
9.	Conference USA	6	62,538	10,423
10.	Western Athletic	5	49,650	9,930

2008 CONFERENCE TOURNAMENT ATTENDANCE LEADERS

RK.	CONFERENCE	SESSIONS	ATT.	AVG.
1.	Atlantic Coast	6	120,210	20,035
2.	Big East	6	117,372	19,562
3.	Big 12	6	113,254	18,876
4.	Pacific 10	5	81,809	16,362
5.	Big Ten	5	80,012	16,002
6.	Missouri Valley	5	64,551	12,910
7.	Conference USA	6	70,073	11,679
8.	Southeastern	7	73,942	10,563
9.	MOUNTAIN WEST	5	51,899	10,380
10.	Mid-American	5	38,036	7,607



MWC CHAMPIONSHIP HISTORY

2000-2005

2000

Thomas & Mack Center, Las Vegas, Nev.

Thursday, March 9 - Quarterfinals

- Game 1 - (6) BYU 55, (3) New Mexico 43
- Game 2 - (2) Utah 74, (7) Air Force 65
- Game 3 - (5) Wyoming 74, (4) Colorado State 68
- Game 4 - (1) UNLV 77, (8) San Diego State 72

Friday, March 10 - Semifinals

- Game 5 - (6) BYU 58, (2) Utah 54
- Game 6 - (1) UNLV 97, (5) Wyoming 92

Saturday, March 11 - Championship

- Game 7 - (1) UNLV 79, (6) BYU 56

Attendance

- Session 1 (Games 1 & 2) - 6,234
- Session 2 (Games 3 & 4) - 7,124
- Session 3 (Games 5 & 6) - 12,347
- Session 4 (Game 7) - 14,237

Total: 40,032 **Average: 10,008**

ALL-TOURNAMENT TEAM

- MVP - Mark Dickel, Sr., G, UNLV
- Kaspars Kambala, Jr., C/F, UNLV
- Dalron Johnson, Fr., C, UNLV
- Terrell Lyday, Jr., G, BYU
- LeDarion Jones, Sr., F, Wyoming

2001

Thomas & Mack Center, Las Vegas, Nev.

Thursday, March 8 - Quarterfinals

- Game 1 - (2) BYU 69, (7) Air Force 54
- Game 2 - (3) Wyoming 73, (6) San Diego State 58
- Game 3 - (4) New Mexico 76, (5) Colorado State 65

Friday, March 9 - Semifinals

- Game 4 - (2) BYU 77, (3) Wyoming 66
- Game 5 - (4) New Mexico 56, (1) Utah 53

Saturday, March 10 - Championship

- Game 6 - (2) BYU 69, (4) New Mexico 65

Attendance

- Session 1 (Game 1) - 3,968
- Session 2 (Games 2 & 3) - 7,428
- Session 3 (Games 4 & 5) - 13,474
- Session 4 (Game 6) - 13,824

Total: 38,694 **Average: 9,674**

ALL-TOURNAMENT TEAM

- MVP - Mekeli Wesley, Sr., F, BYU
- Terrell Lyday, Sr., G, BYU
- Wayland White, Sr., F, New Mexico
- Marlon Parmer, So., G, New Mexico
- Josh Davis, Jr., F, Wyoming

2002

Thomas & Mack Center, Las Vegas, Nev.

Thursday, March 7 - Quarterfinals

- Game 1 - (1) Wyoming 69, (8) Air Force 67 (OT)
- Game 2 - (5) San Diego State 62, (4) BYU 51
- Game 3 - (2) Utah 69, (7) Colorado State 66
- Game 4 - (3) UNLV 120, (6) New Mexico 117 (2OT)

Friday, March 8 - Semifinals

- Game 5 - (5) San Diego State 70, (1) Wyoming 69
- Game 6 - (3) UNLV 76, (2) Utah 70

Saturday, March 9 - Championship

- Game 7 - (5) San Diego State 78, (3) UNLV 75

Attendance

- Session 1 (Games 1 & 2) - 11,612
- Session 2 (Games 3 & 4) - 12,886
- Session 3 (Games 5 & 6) - 14,837
- Session 4 (Game 7) - 14,347

Total: 53,682 **Average: 13,421**

ALL-TOURNAMENT TEAM

- MVP - Randy Holcomb, Sr., San Diego State
- Al Faux, Sr., San Diego State
- Dalron Johnson, Jr., UNLV
- Lou Kelly, Sr., UNLV
- Marcus Bailey, Jr., Wyoming

2003

Thomas & Mack Center, Las Vegas, Nev.

Thursday, March 13 - Quarterfinals

- Game 1 - (2) BYU 71, (7) New Mexico 56
- Game 2 - (6) Colorado State 74, (3) Wyoming 71
- Game 3 - (1) Utah 42, (8) Air Force 38
- Game 4 - (4) UNLV 83, (5) San Diego State 67

Friday, March 14 - Semifinals

- Game 5 - (6) Colorado State 86, (2) BYU 80 OT
- Game 6 - (4) UNLV 64, (1) Utah 41

Saturday, March 15 - Championship

- Game 7 - (6) Colorado State 62, (4) UNLV 61

Attendance

- Session 1 (Games 1 & 2) - 13,432
- Session 2 (Games 3 & 4) - 10,921
- Session 3 (Games 5 & 6) - 15,635
- Session 4 (Game 7) - 13,942

Total: 53,980 **Average: 13,483**

ALL-TOURNAMENT TEAM

- MVP - Matt Nelson, So., Colorado State
- Brian Greene, Sr., Colorado State
- Dalron Johnson, Sr., UNLV
- Marcus Banks, Sr., UNLV
- James Peters, Sr., UNLV

2004

Pepsi Center, Denver, Colo.

Thursday, March 11 - Quarterfinals

- Game 1 - (3) Utah 75, (6) San Diego State 69
- Game 2 - (2) BYU 79, (7) Wyoming 74
- Game 3 - (8) Colorado State 60, (1) Air Force 48
- Game 4 - (4) UNLV 55, (5) New Mexico 53

Friday, March 12 - Semifinals

- Game 5 - (3) Utah 54, (2) BYU 51
- Game 6 - (4) UNLV 80, (8) Colorado State 73

Saturday, March 13 - Championship

- Game 7 - (3) Utah 73, (4) UNLV 70

Attendance

- Session 1 (Games 1 & 2) - 7,328
- Session 2 (Games 3 & 4) - 9,781
- Session 3 (Games 5 & 6) - 9,653
- Session 4 (Game 7) - 6,526

Total: 33,288 **Average: 8,322**

ALL-TOURNAMENT TEAM

- MVP - Nick Jacobson, Sr., G, Utah
- Richard Chaney, So., F, Utah
- Rafael Araujo, Sr., C, BYU
- Jerel Blessingame, Jr., G, UNLV
- Romel Beck, Jr., F, UNLV

2005

Pepsi Center, Denver, Colo.

Thursday, March 9 - Quarterfinals

- Game 1 - (1) Utah 62, (8) Colorado State 49
- Game 2 - (4) UNLV 70, (5) Wyoming 63
- Game 3 - (2) New Mexico 85, (7) BYU 71
- Game 4 - (6) San Diego State 73, (3) Air Force 68

Friday, March 10 - Semifinals

- Game 5 - (1) Utah 73, (4) UNLV 67
- Game 6 - (2) New Mexico 77, (6) San Diego State 67

Saturday, March 11 - Championship

- Game 7 - (2) New Mexico 60, (1) Utah 56

Attendance

- Session 1 (Games 1 & 2) - 7,603
- Session 2 (Games 3 & 4) - 8,249
- Session 3 (Games 5 & 6) - 9,415
- Session 4 (Game 7) - 10,628

Total: 35,895 **Average: 8,974**

ALL-TOURNAMENT TEAM

- MVP - Danny Granger, Sr., New Mexico
- Alfred Neale, Sr., New Mexico
- Andrew Bogut, So., Utah
- Bryant Markson, Jr., Utah
- Marcus Slaughter, So, SDSU

MWC CHAMPIONSHIP HISTORY



2006-2008/TOURNAMENT MVPS

2006

Pepsi Center, Denver, Colo.

Tuesday, March 7 - Opening Round

Game 1 - (8) Colorado State 64, (9) TCU 60

Thursday, March 9 - Quarterfinals

Game 2 - (1) San Diego State 64, (8) Colorado State 52
 Game 3 - (4) UNLV 65, (5) New Mexico 64
 Game 4 - (7) Wyoming 57, (2) Air Force 55
 Game 5 - (6) Utah 74, (3) BYU 70

Friday, March 10 - Semifinals

Game 6 - (1) San Diego State 63, (4) UNLV 60
 Game 7 - (7) Wyoming 60, (6) Utah 47

Saturday, March 11 - Championship

Game 8 - (1) San Diego State 69, (7) Wyoming 64 (OT)

Attendance

Session 1 (Game 1) - 3,823
 Session 2 (Games 2 & 3) - 5,625
 Session 3 (Games 4 & 5) - 8,432
 Session 4 (Game 6 & 7) - 8,573
 Session 5 (Game 8) - 10,840
Total: 37,293 **Average: 7,459**

ALL-TOURNAMENT TEAM

MVP-Marcus Slaughter, Jr., San Diego State
 Brandon Heath, Jr., San Diego State
 Justin Williams, Sr., Wyoming
 Brandon Ewing, Fr., Wyoming
 Luke Nevill, Fr., Utah

2007

Thomas & Mack Center, Las Vegas, Nev.

Tuesday, March 6 - Opening Round

Game 1 - (8) TCU 62, (9) New Mexico 54

Thursday, March 8 - Quarterfinals

Game 2 - (1) BYU 77, (8) TCU 64
 Game 3 - (5) Wyoming 67, (4) Air Force 62
 Game 4 - (2) UNLV 80, (7) Utah 54
 Game 5 - (6) Colorado State 69, (3) San Diego State 64

Friday, March 9 - Semifinals

Game 6 - (1) BYU 96, (5) Wyoming 84
 Game 7 - (2) UNLV 88, (6) Colorado State 72

Saturday, March 10 - Championship

Game 8 - (2) UNLV 78, (1) BYU 70

Attendance

Session 1 (Game 1) - 4,088
 Session 2 (Games 2 & 3) - 9,813
 Session 3 (Games 4 & 5) - 10,925
 Session 4 (Game 6 & 7) - 13,891
 Session 5 (Game 8) - 16,204
Total: 54,921 **Average: 10,984**

ALL-TOURNAMENT TEAM

MVP-Kevin Kruger, Sr., UNLV
 Wink Adams, So., UNLV
 Lee Cummard, So., BYU
 Keena Young, Sr., BYU
 Trent Plaisted, So., BYU
 Brad Jones, Jr., Wyoming

2008

Thomas & Mack Center, Las Vegas, Nev.

Wednesday, March 12 - Opening Round

Game 1 - (9) Colorado State 68, (8) Wyoming 63

Thursday, March 13 - Quarterfinals

Game 2 - (1) BYU 89, (9) Colorado State 62
 Game 3 - (4) San Diego State 53, (5) Air Force 49
 Game 4 - (2) UNLV 89, (7) TCU 88
 Game 5 - (6) Utah 82, (3) New Mexico 80 (OT)

Friday, March 14 - Semifinals

Game 6 - (1) BYU 63, (4) San Diego State 54
 Game 7 - (2) UNLV 61, (6) Utah 55

Saturday, March 15 - Championship

Game 8 - (2) UNLV 76, (1) BYU 61

Attendance

Session 1 (Game 1) - 4,190
 Session 2 (Games 2 & 3) - 6,843
 Session 3 (Games 4 & 5) - 10,857
 Session 4 (Game 6 & 7) - 13,913
 Session 5 (Game 8) - 16,096
Total: 51,899 **Average: 10,380**


ALL-TOURNAMENT TEAM

MVP-Wink Adams, Jr., UNLV
 Lee Cummard, Jr., BYU
 Curtis Terry, Sr., UNLV
 Rene Rougeau, Jr., UNLV
 Luke Nevill, Jr., Utah



2008 Tournament MVP
WINK ADAMS
 UNLV

MWC TOURNAMENT MVPS




2000 MVP
MARK DICKEL
 UNLV



2004 MVP
NICK JACOBSON
 Utah




2001 MVP
MEKELI WESLEY
 BYU



2005 MVP
DANNY GRANGER
 New Mexico



2002 MVP
RANDY HOLCOMB
 San Diego State



2006 MVP
MARCUS SLAUGHTER
 San Diego State



2003 MVP
MATT NELSON
 Colorado State



2007 MVP
KEVIN KRUEGER
 UNLV

MWC CHAMPIONSHIP RECORDS



INDIVIDUAL RECORDS

3-POINT FIELD GOAL PERCENTAGE (MIN. 5 ATTEMPTS)

.833 (5-6)Ryan Wall, Sr., (TCU) vs. UNLV	3/13/08
.833 (5-6)Trevor Diggs, Jr., (UNLV) vs. Wyoming	3/10/00
.800 (4-5)Wink Adams, Jr., (UNLV) vs. BYU	3/15/08
.800 (4-5)Mekeli Wesley, Sr., (BYU) s. Wyoming.	3/9/01
.750 (6-8)Brent Hackett, Sr., (TCU) vs. UNLV.	3/13/08

Sr. Record:833 (5-6), Ryan Wall (TCU) vs. UNLV, 3/13/08
Jr. Record:833 (5-6), Trevor Diggs (UNLV) vs. Wyoming, 3/10/00
So. Record:800 (4-5), Michael Umeh (UNLV) vs. Wyoming, 3/10/05
Fr. Record:667 (4-6), Andre McFarland (Colorado State) vs. Wyoming, 3/12/08
Opening Round: ...667 (4-6), Andre McFarland (Colorado State) vs. Wyoming, 3/12/08
Quarterfinals:833 (5-6), Ryan Wall (TCU) vs. UNLV, 3/13/08
Semifinals:833 (5-6), Trevor Diggs (UNLV) vs. Wyoming, 3/10/00
Finals:800 (4-5), Wink Adams (UNLV) vs. BYU, 3/15/08
***Tournament:**750 (9-12), Terrell Lyday (BYU), March 8-10, 2001
#Career Record: ...611 (11-18), Michael Umeh (UNLV), 2004-07
 *min. 10 attempts
 #min. 15 attempts

FREE THROWS

18Ricky Morgan, Jr., (UNLV) vs. Wyoming	3/10/05
13Brandon Ewing, Jr., (Wyoming) vs. Colorado State	3/12/08
13Matt Nelson, Fr., (Colorado State) vs. Utah	3/7/02
13Terrell Lyday, Sr., (BYU) vs. Wyoming	3/9/01
12Brad Jones, Jr., (Wyoming) s. Air Force	3/8/07

Sr. Record:13, Terrell Lyday (BYU) vs. Wyoming, 3/9/01
Jr. Record:18, Ricky Morgan (UNLV) vs. Wyoming, 3/10/05
So. Record:10, Kevin Langford (TCU) vs. BYU, 3/8/07
 10, Brandon Heath (San Diego State) vs. Air Force, 3/10/05
Fr. Record:13, Matt Nelson (Colorado State) vs. Utah, 3/7/02
Opening Round: ...13, Brandon Ewing (Wyoming) vs. Colorado State, 3/12/08
Quarterfinals:18, Ricky Morgan (UNLV) vs. Wyoming, 3/10/05
Semifinals:13, Terrell Lyday (BYU) vs. Wyoming, 3/9/01
Finals:11, Curtis Terry (UNLV) vs. BYU, 3/15/08
Tournament:25, Marcus Slaughter (San Diego State), March 9-11, 2006
Career Record:45, Matt Nelson (Colorado State), 2002-05

FREE THROW ATTEMPTS


19Ricky Morgan, Jr., (UNLV) vs. Wyoming	3/10/05
16Trent Plaisted, So., (BYU) vs. Wyoming	3/9/07
16Matt Nelson, Fr., (CSU) vs. Utah	3/7/02
15Several tied [last by J.R. Giddens (New Mexico), Sr., vs. Utah, 3/13/08]	

Sr. Record:15, J.R. Giddens (New Mexico) vs. Utah, 3/13/08
Jr. Record:19, Ricky Morgan (UNLV) vs. Wyoming, 3/10/05
So. Record:16, Trent Plaisted (BYU) vs. Wyoming, 3/9/07
Fr. Record:16, Matt Nelson (Colorado State) vs. Utah, 3/7/02
Opening Round: ...13, Brandon Ewing (Wyoming) vs. Colorado State, 3/12/08
Quarterfinals:19, Ricky Morgan (UNLV) vs. Wyoming, 3/10/05
Semifinals:16, Trent Plaisted (BYU) vs. Wyoming, 3/9/07
Finals:14, Curtis Terry (UNLV) vs. BYU, 3/15/08
Tournament:32, Marcus Slaughter (San Diego State), March 9-11, 2006
Career Record:56, Matt Nelson (Colorado State), 2002-05

FREE THROW PERCENTAGE (MIN. 10 ATTEMPTS)

1.000 (13-13)Brandon Ewing, Jr., (Wyoming) vs. Colorado State	3/12/08
1.000 (11-11)Marcus Banks, Sr., (UNLV) vs. San Diego State	3/13/03
1.000 (10-10)Kevin Langford, Jr., (TCU) vs. BYU	3/8/07
1.000 (10-10)Matt Nelson, Jr., (Colorado State) vs. UNLV	3/12/04
1.000 (10-10)Brian Greene, Sr., (Colorado State) vs. BYU	3/14/03

Sr. Record:1.000 (13-13), Brandon Ewing (WYO) vs. Colorado State, 3/12/08
Jr. Record:1.000 (10-10), Kevin Langford (TCU) vs. BYU, 3/8/07
 1.000 (10-10), Matt Nelson (CSU) vs. UNLV, 3/12/04
So. Record:700 (7-10), Matt Nelson (CSU) vs. Wyoming, 3/13/03
Fr. Record:812 (13-16), Matt Nelson (CSU) vs. Utah, 3/7/02
Opening Round: ...1.000 (13-13), Brandon Ewing (WYO) vs. Colorado State, 3/12/08
Quarterfinals:1.000 (11-11), Marcus Banks (UNLV) vs. SDSU, 3/13/03
 1.000 (10-10), Kevin Langford (TCU) vs. BYU, 3/8/07
Semifinals:1.000 (10-10), Brian Greene (CSU) vs. BYU, 3/14/03
***Finals:**1.000 (8-8), Danny Granger (UNM) vs. Utah, 3/10/05
#Tournament:1.000 (15-15), Brian Greene (CSU), March 13-15, 2003
\$Career Record: ...923 (24-26), Ricky Morgan (UNLV), 2005-06
 #min. 15 attempts
 \$min. 25 attempts
 *min. 8 attempts



Air Force's JARVIS CROFF hit a tournament-record eight 3-pointers vs. Utah in 2000.



MWC CHAMPIONSHIP RECORDS

INDIVIDUAL RECORDS

REBOUNDS

19	Marcus Slaughter, Jr., (San Diego State) vs. Colorado State	3/9/06
17	J.R. Giddens, Sr., (New Mexico) vs. Utah	3/13/08
17	Andrew Bogut, So., (Utah) vs. Colorado State	3/10/05
17	Kaspars Kambala, Jr., (UNLV) vs. San Diego State	3/9/00
16	Andrew Bogut, So., (Utah) vs. New Mexico	3/12/05
16	Justin Williams, Sr., (Wyoming) vs. San Diego State	3/11/06

Sr. Record:17, J.R. Giddens (New Mexico) vs. Utah, 3/13/08
Jr. Record:19, Marcus Slaughter (San Diego State) vs. Colorado State, 3/9/06
So. Record:17, Andrew Bogut (Utah) vs. Colorado State, 3/10/05
Fr. Record:14, Andrew Bogut (Utah) vs. UNLV, 3/13/04
 14, Luke Nevill (Utah) vs. BYU, 3/9/06
Opening Round: ...13, Kevin Langford (TCU) vs. New Mexico, 3/6/07
Quarterfinals:19, Marcus Slaughter (San Diego State) vs. Colorado State, 3/9/06
Semifinals:15, Justin Williams (Wyoming) vs. Utah, 3/10/06
Finals:16, Andrew Bogut (Utah) vs. New Mexico, 3/12/05
 16, Justin Williams (Wyoming) vs. San Diego State, 3/11/06
Tournament:46, Marcus Slaughter (San Diego State), March 9-11, 2006
Career Record:77, Andrew Bogut (Utah), 2004-05

ASSISTS

18	Mark Dickel, Sr., (UNLV) vs. Wyoming	3/10/00
12	Mark Walters, Jr., (New Mexico) vs. BYU	3/10/05
10	Austin Ainge, Sr., (BYU) vs. UNLV	3/10/07
9	Several tied [last by Kevin Kruger (UNLV), Sr., Colorado State, 3/9/07]	

Sr. Record:18, Mark Dickel (UNLV) vs. Wyoming, 3/10/00
Jr. Record:12, Mark Walters (New Mexico) vs. BYU, 3/10/05
So. Record:9, Lorenzo Wade (San Diego State) vs. Colorado State, 3/8/07
 9, Chris McMillian (Wyoming) vs. UNLV, 3/10/00
Fr. Record:6, Richie Williams (San Diego State) vs. CSU, 3/9/06
Opening Round: ...9, Cory Lewis (Colorado State) vs. TCU, 3/7/06
Quarterfinals:12, Mark Walters (New Mexico) vs. BYU, 3/10/05
Semifinals:18, Mark Dickel (UNLV) vs. Wyoming, 3/10/00
Finals:10, Austin Ainge (BYU) vs. UNLV, 3/10/07
Tournament:34, Mark Dickel (UNLV), March 9-11, 2000
Career Record:34, Mark Dickel (UNLV), 2000

STEALS

7	Tim Anderson, Sr., (Air Force) vs. San Diego State	3/13/08
6	Marcus Banks, Sr., (UNLV) vs. San Diego State	3/13/03
5	Marcus Banks, Jr., (UNLV) vs. New Mexico	3/7/02
5	Jeff Hart, Sr., (New Mexico) vs. UNLV	3/9/06
4	Several tied [last by Rene Rougeau (UNLV), Jr., vs. TCU, 3/13/08]	

Sr. Record:7, Tim Anderson (Air Force) vs. San Diego State, 3/13/08
Jr. Record:5, Marcus Banks (UNLV) vs. New Mexico, 3/7/02
So. Record:4, Richie Williams (San Diego State) vs. Colorado State, 3/8/07
 4, Brad Jones (Wyoming) vs. San Diego State, 3/11/06
Fr. Record:4, John Winston (UNLV) vs. Utah, 3/13/04
Opening Round: ...3, Marcus Walker (Colorado State) vs. Wyoming, 3/12/08
 3, Nile Murry (TCU) vs. Colorado State, 3/7/06
Quarterfinals:7, Tim Anderson (Air Force) vs. San Diego State, 3/13/08
Semifinals:4, Brad Jones (Wyoming) vs. BYU, 3/9/07
Finals:4, Several Tied [last by Kevin Kruger (UNLV) vs. BYU, 3/10/07]
Tournament:9, Marcus Banks (UNLV), March 13-15, 2003
Career Record:15, Marcus Banks (UNLV), 2002-03

BLOCKS

12	Justin Williams, Sr., (Wyoming) vs. Utah	3/10/06
8	Joel Anthony, Sr., (UNLV) vs. Colorado State	3/9/07
6	Michael Harrison, Jr., (Colorado State) vs. San Diego State	3/9/06
6	Justin Williams, Sr., (Wyoming) vs. San Diego State	3/11/06
5	Several tied [last by Justin Williams (Wyoming), Sr., Air Force, 3/9/06]	

Sr. Record:12, Justin Williams (Wyoming) vs. Utah, 3/10/06
Jr. Record:6, Michael Harrison (Colorado State) vs. San Diego State, 3/9/06
So. Record:3, Several tied [last by Trent Plaisted (BYU) vs. Wyoming, 3/9/07]
Fr. Record:4, Jason Smith (Colorado State) vs. Utah, 3/10/05
Opening Round: ...3, Several tied [last by Flynn Clayman (Colorado St.), vs. Wyoming, 3/12/08]
Quarterfinals:6, Michael Harrison (Colorado State) vs. San Diego State, 3/9/06
Semifinals:12, Justin Williams (Wyoming) vs. Utah, 3/10/06
Finals:6, Justin Williams (Wyoming) vs. San Diego State, 3/11/06
Tournament:23, Justin Williams (Wyoming), March 9-11, 2006
Career Record:24, Justin Williams (Wyoming), 2005-06



UNLV'S MARK DICKEL dished out a MWC Tournament record 18 assists in a win over Wyoming in 2000.



MWC CHAMPIONSHIP RECORDS

TEAM RECORDS

3-POINT FIELD GOAL ATTEMPTS

32Air Force vs. San Diego State.....	3/10/05
30Utah vs. UNLV.....	3/8/02
29Air Force vs. Utah.....	3/9/00
26Utah vs. UNLV.....	3/14/03
26Colorado State vs. Wyoming.....	3/9/00

Finals:.....21, Several tied [last by Utah vs. New Mexico, 3/12/05]
Semifinals:.....30, Utah vs. UNLV, 3/8/02
Quarterfinals:.....32, Air Force vs. San Diego State, 3/10/05
Opening Round:.....25, New Mexico vs. TCU, 3/6/07
Fewest:.....5, Colorado State vs. Air Force, 3/11/04
Tournament:.....61, UNLV, March 8-10, 2007

3-POINT FIELD GOAL PERCENTAGE (MIN 10 ATTEMPTS)

.739 (17-23)TCU vs. UNLV.....	3/13/08
.692 (9-13)BYU vs. Wyoming.....	3/9/01
.667 (8-12)UNLV vs. Wyoming.....	3/10/00
.643 (9-14)BYU vs. Wyoming.....	3/9/07
.600 (15-25)Several tied [last by UNLV vs. Colorado State, 3/9/07]	

Finals:.....545 (6-11), BYU vs. New Mexico, 3/10/01
Semifinals:.....692 (9-13), BYU vs. Wyoming, 3/9/01
Quarterfinals:.....739 (17-23), TCU vs. UNLV, 3/13/08
Opening Round:.....500 (5-10), Colorado State vs. TCU, 3/7/06
Lowest:.....067 (1-15), New Mexico vs. BYU, 3/9/00
#Tournament:.....615 (24-39), BYU, March 8-10, 2001
 #min. two games

FREE THROWS

33UNLV vs. New Mexico.....	3/7/02
30UNLV vs. Colorado State.....	3/12/04
29BYU vs. Wyoming.....	3/9/07
28New Mexico vs. Utah.....	3/13/08
28San Diego State vs. Wyoming.....	3/11/06

Finals:.....28, San Diego State vs. Wyoming, 3/11/06
Semifinals:.....30, UNLV vs. Colorado State, 3/12/04
Quarterfinals:.....33, UNLV vs. New Mexico, 3/7/02
Opening Round:.....18, Wyoming vs. Colorado State, 3/12/08
Fewest:.....3, San Diego State vs. Air Force, 3/10/05
3, Utah vs. UNLV, 3/14/03
Tournament:.....78, UNLV, March 7-9, 2002

FREE THROW ATTEMPTS

45BYU vs. Wyoming.....	3/9/07
44UNLV vs. New Mexico.....	3/7/02
39UNLV vs. Colorado State.....	3/12/04
39Utah vs. Air Force.....	3/9/00
38New Mexico vs. Utah.....	3/13/08

Finals:.....37, Wyoming vs. San Diego State, 3/11/06
Semifinals:.....45, BYU vs. Wyoming, 3/9/07
Quarterfinals:.....44, UNLV vs. New Mexico, 3/7/02
Opening Round:.....25, TCU vs. New Mexico, 3/6/07
25, Colorado State vs. TCU, 3/7/06
Fewest:.....6, Utah vs. UNLV, 3/14/08
Tournament:.....106, UNLV, March 7-9, 2002

FREE THROW PERCENTAGE (MIN 20 ATTEMPTS)

.957 (22-23)Wyoming vs. Air Force.....	3/9/06
.950 (19-20)Air Force vs. Wyoming.....	3/7/02
.909 (20-22)San Diego State vs. Air Force.....	3/13/08
.900 (18-20)Wyoming vs. Colorado State.....	3/12/08
.889 (24-27)BYU vs. Wyoming.....	3/9/01

Finals:.....810 (17-21), Utah vs. UNLV, 3/13/04
810 (17-21), UNLV vs. BYU, 3/11/00
Semifinals:.....889 (24-27), BYU vs. Wyoming, 3/9/01
Quarterfinals:.....957 (22-23), Wyoming vs. Air Force, 3/9/06
Opening Round:.....900 (18-20), Wyoming vs. Colorado State, 3/12/08
Lowest:.....536 (15-28), Wyoming vs. BYU, 3/9/07
#Tournament:.....838 (57-68), BYU, March 8-10, 2001
 #minimum 40 attempts

REBOUNDS

51San Diego State vs. Wyoming.....	3/11/06
50New Mexico vs. UNLV.....	3/7/02
47UNLV vs. Wyoming.....	3/10/05
46BYU vs. TCU.....	3/8/07
46Wyoming vs. UNLV.....	3/10/05

Finals:.....51, San Diego State vs. Wyoming, 3/11/06
Semifinals:.....45, Utah vs. BYU, 3/10/00
Quarterfinals:.....50, New Mexico vs. UNLV, 3/7/02
Opening Round:.....36, TCU vs. New Mexico, 3/6/07
Fewest:.....19, Several Tied [last by UNLV vs. TCU, 3/13/08]
Tournament:.....128, San Diego State, March 9-11, 2006

ASSISTS

28UNLV vs. Wyoming.....	3/10/00
26New Mexico vs. BYU.....	3/10/05
24UNLV vs. Colorado State.....	3/9/07
24Colorado State vs. BYU.....	3/14/03
24Wyoming vs. UNLV.....	3/10/00

Finals:.....19, UNLV vs. BYU, 3/11/00
Semifinals:.....28, UNLV vs. Wyoming, 3/10/00
Quarterfinals:.....26, New Mexico vs. BYU, 3/10/05
Opening Round:.....14, Colorado State vs. Wyoming, 3/12/08
Fewest:.....4, Air Force vs. Utah, 3/13/03
4, Wyoming vs. San Diego State, 3/11/06
Tournament:.....67, UNLV, March 9-11, 2000

STEALS

13UNLV vs. Utah.....	3/8/07
12UNLV vs. New Mexico.....	3/7/02
12Air Force vs. Utah.....	3/9/00
11UNLV vs. New Mexico.....	3/9/06
10Several tied [last by Air Force vs. San Diego State, 3/13/08]	

Finals:.....10, San Diego State vs. Wyoming, 3/11/06
Semifinals:.....10, BYU vs. Wyoming, 3/9/07
10, UNLV vs. Utah, 3/11/05
Quarterfinals:.....13, UNLV vs. Utah, 3/8/07
Opening Round:.....8, Colorado State vs. Wyoming, 3/12/08
Fewest:.....0, Utah vs. UNLV, 3/14/08
0, New Mexico vs. BYU, 3/13/03
Tournament:.....25, UNLV, March 13-15, 2003
25, San Diego State, March 9-11, 2006



MWC POSTSEASON HISTORY

NCAA/NIT/CBI

AIR FORCE

SEASON	POSTSEASON
1959-60	NCAA First Round
1961-62	NCAA First Round
2003-04	NCAA First Round
2005-06	NCAA First Round
2006-07	NIT Semifinals

BYU

SEASON	POSTSEASON
1949-50	NCAA First Round
1950-51	NIT Champions
1951-52	NCAA Second Round
1952-53	NIT First Round
1953-54	NIT First Round
1956-57	NCAA Second Round
1964-65	NCAA First Round
1965-66	NIT Champions
1968-69	NCAA First Round
1970-71	NCAA Second Round
1971-72	NCAA First Round
1978-79	NCAA First Round
1979-80	NCAA First Round
1980-81	NCAA Fourth Round
1981-82	NIT First Round
1983-84	NCAA Second Round
1985-86	NIT Third Round
1986-87	NCAA First Round
1987-88	NCAA Second Round
1989-90	NCAA First Round
1990-91	NCAA Second Round
1991-92	NCAA First Round
1992-93	NCAA Second Round
1993-94	NIT Second Round
1994-95	NCAA First Round
1999-00	NIT Third Round
2000-01	NCAA First Round
2001-02	NIT Second Round
2002-03	NCAA First Round
2003-04	NCAA First Round
2005-06	NIT First Round
2006-07	NCAA First Round
2007-08	NCAA First Round

COLORADO STATE

SEASON	POSTSEASON
1953-54	NCAA Second Round
1960-61	NIT First Round
1961-62	NIT First Round
1962-63	NCAA First Round
1964-65	NCAA First Round
1965-66	NCAA First Round
1968-69	NCAA Regional Finals
1987-88	NIT Finals (3rd)
1988-89	NCAA Second Round
1989-90	NCAA First Round
1995-96	NIT First Round
1997-98	NIT First Round
1998-99	NIT Third Round
2002-03	NCAA First Round

NEW MEXICO

SEASON	POSTSEASON
1963-64	NIT Finals (2nd)
1964-65	NIT First Round
1966-67	NIT Semifinals
1967-68	NCAA First Round
1972-73	NIT First Round

1973-74	NCAA Regional Semifinals
1977-78	NCAA First Round
1978-79	NIT First Round
1983-84	NIT First Round
1984-85	NIT Second Round
1985-86	NIT First Round
1986-87	NIT First Round
1987-88	NIT Quarterfinals
1988-89	NIT Quarterfinals
1989-90	NIT Finals (4th)
1990-91	NCAA First Round
1991-92	NIT Quarterfinals
1992-93	NCAA First Round
1993-94	NCAA First Round
1995-96	NCAA Second Round
1996-97	NCAA Second Round
1997-98	NCAA Second Round
1998-99	NCAA Second Round
1999-00	NIT Second Round
2000-01	NIT Third Round
2001-02	NIT First Round
2004-05	NCAA First Round
2007-08	NIT First Round

SAN DIEGO STATE

SEASON	POSTSEASON
1974-75	NCAA First Round
1975-76	NCAA First Round
1981-82	NIT First Round
1984-85	NCAA First Round
2001-02	NCAA First Round
2002-03	NIT Second Round
2005-06	NCAA First Round
2006-07	NIT Second Round
2007-08	NIT First Round

UNLV

SEASON	POSTSEASON
1974-75	NCAA Second Round
1975-76	NCAA Second Round
1976-77	NCAA Final Four (3rd)
1979-80	NIT Semifinals (4th)
1981-82	NIT Second Round
1982-83	NCAA Second Round
1983-84	NCAA Regional Semifinals
1984-85	NCAA Second Round
1985-86	NCAA Regional Semifinals
1986-87	NCAA Final Four
1987-88	NCAA Second Round
1988-89	NCAA Regional Finals
1989-90	NCAA Champions
1990-91	NCAA Final Four (2nd)
1992-93	NIT First Round
1996-97	NIT Third Round
1997-98	NCAA First Round
1998-99	NIT First Round
1999-00	NCAA First Round
2001-02	NIT Second Round
2002-03	NIT First Round
2003-04	NIT First Round
2004-05	NIT Second Round
2006-07	NCAA Regional Semifinals
2007-08	NCAA Second Round

UTAH

SEASON	POSTSEASON
1915-16	AAU National Champions
1918-19	National AAU Tourney

1919-20	National AAU Tourney
1943-44	NCAA Champions
1944-45	NCAA Regional Semifinals
1946-47	NIT Champions
1948-49	NIT First Round
1954-55	NCAA Regional Semifinals
1955-56	NCAA Regional Finals
1956-57	NIT First Round
1957-58	NIT First Round
1958-59	NCAA Regional Semifinals
1959-60	NCAA Regional Semifinals
1960-61	NCAA Final Four (4th)
1965-66	NCAA Final Four (4th)
1969-70	NIT Second Round
1973-74	NIT Runner-up
1976-77	NCAA Regional Semifinals
1977-78	NCAA Regional Semifinals
1978-79	NCAA First Round
1980-81	NCAA Regional Semifinals
1982-83	NCAA Regional Semifinals
1985-86	NCAA First Round
1986-87	NIT First Round
1988-89	NIT First Round
1990-91	NCAA Regional Semifinals
1991-92	NIT Final Four (3rd)
1992-93	NCAA Second Round
1994-95	NCAA Second Round
1995-96	NCAA Regional Semifinals
1996-97	NCAA Regional Finals
1997-98	NCAA Final Four (2nd)
1998-99	NCAA Second Round
1999-00	NCAA Second Round
2000-01	NIT First Round
2001-02	NCAA First Round
2002-03	NCAA Second Round
2003-04	NCAA First Round
2004-05	NCAA Regional Semifinals
2007-08	CBI Second Round

WYOMING

SEASON	POSTSEASON
1940-41	NCAA Second Round
1942-43	NCAA Champions
1946-47	NCAA Second Round
1947-48	NCAA Second Round
1948-49	NCAA Second Round
1951-52	NCAA Second Round
1952-53	NCAA Second Round
1957-58	NCAA First Round
1966-67	NCAA Second Round
1967-68	NIT First Round
1968-69	NIT First Round
1980-81	NCAA Second Round
1981-82	NCAA Second Round
1985-86	NIT National Runner-up
1986-87	NCAA Sweet 16
1987-88	NCAA First Round
1990-91	NIT Second Round
1997-98	NIT First Round
1998-99	NIT Second Round
2000-01	NIT First Round
2001-02	NCAA Second Round
2002-03	NIT Second Round

Division I history only.

NCAA TOURNAMENT HISTORY



TEAM RECORDS/NCAA CHAMPIONSHIP RESULTS

MWC TEAMS IN THE NCAA TOURNAMENT

	Appearances	W	L	Pct	Final Four Finishes			
					1st	2nd	3rd	4th
Air Force (1960-62-04-06)	4	0	4	.000	0	0	0	0
BYU (1950-51-57-65-69-71-72-79-80-81-84-87-88-90-91-92-93-95-01-03-04-07-08)	23	11	26	.297	0	0	0	0
Colorado State (1954-63-65-66-69-89-90-03)	8	3	9	.250	0	0	0	0
New Mexico (1968-74-78-91-93-94-96-97-98-99-05)	11	6	12	.333	0	0	0	0
San Diego State (1975-76-85-02-06)	5	0	5	.000	0	0	0	0
TCU (1952-53-59-68-71-87-98)	7	5	7	.417	0	0	0	0
UNLV (1975-76-77-83-84-85-86-87-88-89-90-91-98-00-07-08)	16	33	15	.688	1	0	3	0
Utah (1944-45-55-56-59-60-61-66-77-78-79-81-83-86-91-93-95-96-97-98-99-00-02-03-04-05)	26	35	29	.547	1	1	0	2
Wyoming (1941-43-47-48-49-52-53-58-67-81-82-87-88-02)	14	9	19	.321	1	0	0	0
Totals	112	100	124	.446	3	1	3	2

NCAA Champions in bold

NCAA DIVISION I CHAMPIONSHIP RESULTS

1939 – Oregon 46, Ohio State 33	1963 – Loyola 60, Cincinnati 58 (OT)	1987 – Indiana 74, Syracuse 73
1940 – Indiana 60, Kansas 50	1964 – UCLA 98, Duke 83	1988 – Kansas 83, Oklahoma 79
1941 – Wisconsin 39, Washington State 34	1965 – UCLA 91, Michigan 80	1989 – Michigan 80, Seton Hall 79 (OT)
1942 – Stanford 53, Dartmouth 38	1966 – Texas Western 72, Kentucky 65	1990 – UNLV 103, Duke 73
1943 – WYOMING 46, Georgetown 34	1967 – UCLA 79, Dayton 64	1991 – Duke 72, Kansas 65
1944 – UTAH 42, Dartmouth 40 (OT)	1968 – UCLA 78, North Carolina 55	1992 – Duke 71, Michigan 51
1945 – Oklahoma State 40, New York U. 45	1969 – UCLA 92, Purdue 72	1993 – North Carolina 77, Michigan 71
1946 – Oklahoma State 43, N. Carolina 40	1970 – UCLA 80, Jacksonville 69	1994 – Arkansas 76, Duke 72
1947 – Holy Cross 48, Oklahoma 47	1971 – UCLA 68, Villanova 62	1995 – UCLA 89, Arkansas 78
1948 – Kentucky 58, Baylor 42	1972 – UCLA 81, Florida State 76	1996 – Kentucky 76, Syracuse 67
1949 – Kentucky 46, Oklahoma State 36	1973 – UCLA 87, Memphis State 66	1997 – Arizona 84, Kentucky 79
1950 – CCNY 71, Bradley 68	1974 – North Carolina State 76, Marquette 64	1998 – Kentucky 78, UTAH 69
1951 – Kentucky 68, Kansas State 58	1975 – UCLA 92, Kentucky 85	1999 – Connecticut 77, Duke 74
1952 – Kansas 80, St. John's 63	1976 – Indiana 86, Michigan 68	2000 – Michigan State 89, Florida 76
1953 – Indiana 69, Kansas 68	1977 – Marquette 67, North Carolina 59	2001 – Duke 82, Arizona 72
1954 – LaSalle 92, Bradley 76	1978 – Kentucky 94, Duke 88	2002 – Maryland 64, Indiana 52
1955 – San Francisco 77, LaSalle 63	1979 – Michigan State 74, Indiana State 64	2003 – Syracuse 81, Kansas 78
1956 – San Francisco 83, Iowa 71	1980 – Louisville 59, UCLA 54	2004 – Connecticut 82, Georgia Tech 73
1957 – North Carolina 54, Kansas 53 (OT)	1981 – Indiana 63, North Carolina 50	2005 – North Carolina 75, Illinois 70
1958 – Kentucky 84, Seattle 72	1982 – North Carolina 63, Georgetown 62	2006 – Florida 73, UCLA 57
1959 – California 71, West Virginia 70	1983 – North Carolina State 54, Houston 52	2007 – Florida 84, Ohio State 75
1960 – Ohio State 75, California 55	1984 – Georgetown 84, Houston 75	2008 – Kansas 75, Memphis 68 (OT)
1961 – Cincinnati 70, Ohio State 65 (OT)	1985 – Villanova 66, Georgetown 64	
1962 – Cincinnati 71, Ohio State 59	1986 – Louisville 72, Duke 69	



NCAA TOURNAMENT HISTORY

YEAR-BY-YEAR NCAA TOURNAMENT RESULTS OF CURRENT MWC TEAMS

1941

Western Regional Semifinals (Kansas City, Mo.)
Arkansas 52, Wyoming 40
Western Consolation (Kansas City, Mo.)
Creighton 45, Wyoming 44

1943

Western Regional Semifinals (Kansas City, Mo.)
Wyoming 53, Oklahoma 50
Western Regional Finals (Kansas City, Mo.)
Wyoming 58, Texas 54
National Championship (New York, N.Y.)
Wyoming 46, Georgetown 34

1944

Western Regional Semifinals (Kansas City, Mo.)
Utah 45, Missouri 35
Western Regional Finals (Kansas City, Mo.)
Utah 40, Iowa State 31
National Championship (New York, N.Y.)
Utah 42, Dartmouth 40 (ot)

1945

Western Regional Semifinals (Kansas City, Mo.)
Oklahoma State 62, Utah 37
Western Consolation (Kansas City, Mo.)
Oregon 69, Utah 66

1947

Western Regional Semifinals (Kansas City, Mo.)
Texas 42, Wyoming 40
Western Consolation (Kansas City, Mo.)
Oregon State 63, Wyoming 46

1948

Western Regional Semifinals (Kansas City, Mo.)
Kansas State 58, Wyoming 48
Western Consolation (Kansas City, Mo.)
Washington 57, Wyoming 47

1949

Western Regional Semifinals (Kansas City, Mo.)
Oklahoma State 40, Wyoming 39
Western Consolation (Kansas City, Mo.)
Arkansas 61, Wyoming 48

1950

Western Regional Semifinals (Kansas City, Mo.)
Baylor 56, BYU 55
Western Consolation (Kansas City, Mo.)
BYU 83, UCLA 62

1951

West First Round (Kansas City, Mo.)
BYU 68, San Jose State 61
West Regional Semifinals (Kansas City, Mo.)
Kansas State 64, BYU 54
West Regional Consolation (Kansas City, Mo.)
Washington 80, BYU 67

1952

West Regional Semifinals (Kansas City, Mo.)
Wyoming 54, Oklahoma City 48
West Regional Finals (Kansas City, Mo.)
Santa Clara 56, Wyoming 53

1953

West Regional Semifinals (Corvallis, Ore.)
Santa Clara 67, Wyoming 52
West Regional Consolation (Corvallis, Ore.)
Seattle 80, Wyoming 64

1954

West Regional Semifinals (Corvallis, Ore.)
Santa Clara 73, Colorado State 50
West Regional Consolation (Corvallis, Ore.)
Idaho State 62, Colorado State 57

1955

West Regional Semifinals (Corvallis, Ore.)
San Francisco 78, Utah 59
West Regional Consolation (Corvallis, Ore.)
Utah 108, Seattle 85

1956

Far West Regional Semifinals (Corvallis, Ore.)
Utah 81, Seattle 72
Far West Regional Semifinals (Corvallis, Ore.)
San Francisco 92, Utah 77

1957

West Regional Semifinals (Corvallis, Ore.)
California 86, BYU 59
West Regional Consolation (Corvallis, Ore.)
BYU 65, Idaho State 54

1958

West First Round (Berkeley, Calif.)
Seattle 88, Wyoming 51

1959

West Regional Semifinals (San Francisco, Calif.)
California 71, Utah 53
West Regional Consolation (San Francisco, Calif.)
Idaho State 71, Utah 65

1960

Midwest First Round (Chicago, Ill.)
Depaul 69, Air Force 63
West First Round (Provo, Utah)
Utah 80, Southern California 73
West Regional Semifinals (Seattle, Wash.)
Oregon 65, Utah 54
West Regional Consolation (Seattle, Wash.)
Utah 89, Santa Clara 81

1961

West Regional Semifinals (Portland, Ore.)
Utah 91, Loyola Marymount 75
West Regional Finals (Portland, Ore.)
Utah 88, Arizona State 80
National Semifinals (Kansas City, Mo.)
Cincinnati 82, Utah 67
National Third Place (Kansas City, Mo.)
#St. Joseph's 127, Utah 120 (4ot)

1962

Midwest First Round (Dallas, Texas)
Texas Tech 68, Air Force 66

1963

Midwest First Round (Lubbock, Texas)
Oklahoma City 70, Colorado State 67

1965

West First Round (Lubbock, Texas)
Oklahoma City 70, Colorado State 68
West Regional Semifinals (Provo, Utah)
UCLA 100, BYU 76
West Regional Consolation (Provo, Utah)
Oklahoma City 112, BYU 102

1966

West First Round (Wichita, Kan.)
Houston 82, Colorado State 76
West Regional Semifinals (Los Angeles, Calif.)
Utah 83, Pacific 74
West Regional Finals (Los Angeles, Calif.)
Utah 70, Oregon State 64
National Semifinals (College Park, Md.)
UTEP 85, Utah 78
National Third Place (College Park, Md.)
Duke 79, Utah 77

1967

West Regional Semifinals (Corvallis, Ore.)
UCLA 109, Wyoming 60
West Regional Consolation (Corvallis, Ore.)
UTEP 69, Wyoming 67

1968

West Regional Semifinals (Albuquerque, N.M.)
Santa Clara 86, New Mexico 73
West Regional Consolation (Albuquerque, N.M.)
New Mexico State 62, New Mexico 58

1969

West First Round (Las Cruces, N.M.)
New Mexico State 74, BYU 62
Midwest First Round (Fort Worth, Texas)
Colorado State 52, Dayton 50
Midwest Regional Semifinals (Manhattan, Kan.)
Colorado State 64, Colorado 56
Midwest Regional Finals (Manhattan, Kan.)
Drake 84, Colorado State 77

1971

West First Round (Logan, Utah)
BYU 91, Utah State 82
West Regional Semifinals (Salt Lake City, Utah)
UCLA 91, BYU 73
West Regional Consolation (Salt Lake City, Utah)
Pacific 84, BYU 81

1972

West First Round (Pocatello, Idaho)
*Long Beach State 95, BYU 90 (ot)

1974

West First Round (Pocatello, Idaho)
New Mexico 73, Idaho State 65
West Regional Semifinals (Tucson, Ariz.)
San Francisco 64, New Mexico 61
West Regional Consolation (Tucson, Ariz.)
New Mexico 66, Dayton 61

NCAA TOURNAMENT HISTORY



YEAR-BY-YEAR NCAA TOURNAMENT RESULTS OF CURRENT MWC TEAMS

1975

West First Round (Tempe, Ariz.)
UNLV 90, San Diego State 80
West Regional Semifinals (Portland, Ore.)
Arizona State 84, UNLV 81
West Regional Consolation (Portland, Ore.)
UNLV 75, Montana 67

1976

West First Round (Eugene, Ore.)
UCLA 74, San Diego State 64
UNLV 103, Boise State 78
West Regional Semifinals (Los Angeles, Calif.)
Arizona 114, UNLV 109 (OT)

1977

West First Round (Tucson, Ariz.)
Utah 72, St. John's 68
UNLV 121, San Francisco 95
West Region Semifinals and Finals (Provo, Utah)
UNLV 88, Utah 83
UNLV 107, Idaho State 90
National Semifinals (Atlanta, Ga.)
North Carolina 84, UNLV 83
National Third Place (Atlanta, Ga.)
UNLV 106, N.C. Charlotte 94

1978

West First Round (Tempe, Ariz.)
Cal State Fullerton 90, New Mexico 85
Midwest First Round (Wichita, Kan.)
Utah 86, Missouri 79 (2 OT)
Midwest Regional Semifinals (Lawrence, Kan.)
Notre Dame 69, Utah 56

1979

West First Round (Los Angeles, Calif.)
(9)-Pepperdine 92, (8)-Utah 88 (OT)
West Second Round (Tucson, Ariz.)
(4)-San Francisco 86, (5)-BYU 63

1980

West Second Round (Ogden, Utah)
(6)-Clemson 71, (3)-BYU 66

1981

East First and Second Round (Providence, R.I.)
(6)-BYU 60, (11)-Princeton 51
(6)-BYU 78, (3)-UCLA 55
West First and Second Round (Los Angeles, Calif.)
(5)-Wyoming 78, (12)-Howard 43
(4)-Illinois 67, (5)-Wyoming 65
West Second Round (El Paso, Texas)
(3)-Utah 94, (11)-Northeastern 69
East Regional Semifinals and Finals (Atlanta, Ga.)
(6)-BYU 51, (2) Notre Dame 50
(1)-Virginia 74, (6)-BYU 60
West Regional Semifinals (Salt Lake City, Utah)
(2)-North Carolina 61, (3)-Utah 56

1982

West First and Second Round (Logan, Utah)
(8)-Wyoming 61, (9)-Southern Cal 58
(1)-Georgetown 51, (8)-Wyoming 43

1983

West First and Second Round (Boise, Idaho)
(10)-Utah 52, (7)-Illinois 49
(10)-Utah 67, (2)-UCLA 61
West Second Round (Corvallis, Ore.)
(6)-North Carolina State 71, (3)-UNLV 70
West Regional Semifinals (Ogden, Utah)
(6)-North Carolina State 75, (10)-Utah 56

1984

Midwest First and Second Round (Birmingham, Ala.)
(8)-BYU 84, (9)-UAB 68
(1)-Kentucky 93, (8)-BYU 68
West First and Second Round (Salt Lake City, Utah)
(5)-UNLV 68, (12)-Princeton 56
(5)-UNLV 73, (4)-UTEP 60
West Regional Semifinals (Los Angeles, Calif.)
(1)-Georgetown 62, (5)-UNLV-48

1985

West First and Second Round (Salt Lake City, Utah)
(4)-UNLV 85, (13)-San Diego State 80
(12)-Kentucky 64, (4)-UNLV 61

1986

West First Round (Ogden, Utah)
(3)-North Carolina 84, (14)-Utah 72
West First and Second Round (Long Beach, Calif.)
(4)-UNLV 74, (13)-Northeast Louisiana 51
(4)-UNLV 70, (5)-Maryland 64
West Regional Semifinals (Houston, Texas)
(8)-Auburn 70, (4)-UNLV 63

1987

Southeast First Round (Birmingham, Ala.)
(7)-New Orleans 83, (10)-BYU 79
West First and Second Round (Salt Lake City, Utah)
(12)-Wyoming 64, (5)-Virginia 50
(12)-Wyoming 78, (4)-UCLA 68
(1)-UNLV 95, (16)-Idaho State 70
(1)-UNLV 80, (9)-Kansas State 61
West Regional Semifinals and Finals (Seattle, Wash.)
(1)-UNLV 92, (12)-Wyoming 78
(1)-UNLV 84, (2) Iowa 81
National Semifinals (New Orleans, La.)
(1)-Indiana 97, (1)-UNLV 93

1988

West First Round (Salt Lake City, Utah)
(10)-Loyola Marymount 119, (7)-Wyoming 115
West First and Second Round (Los Angeles, Calif.)
(4)-UNLV 54, (13)-Southeast Missouri State 50
(5)-Iowa 104, (4)-UNLV 86
Midwest First and Second Round (Atlanta, Ga.)
(4)-BYU 98, (13)-NC Charlotte 92 (OT)
(5)-Louisville 97, (4)-BYU 76

1989

Midwest First and Second Round (Dallas, Texas)
(10)-Colorado State 68, (7)-Florida 46
(2)-Syracuse 65, (10)-Colorado State 50
West First and Second Round (Boise, Idaho)
(4)-UNLV 68, (13)-Idaho 56
(4)-UNLV 85, (12)-DePaul 70
West Regional Semifinals and Finals (Denver, Colo.)
(4)-UNLV 68, (1)-Arizona 67
(3)-Seton Hall 84, (4)-UNLV 61

1990

East First Round (Hartford, Conn.)
(5)-Clemson 49, (12)-BYU 47
West First Round (Long Beach, Calif.)
(7)-Alabama 71, (10)-Colorado State 54
West First and Second Round (Salt Lake City, Utah)
(1)-UNLV 102, (16)-Arkansas-Little Rock 72
(1)-UNLV 76, (8)-Ohio State 65
West Region Semifinals and Finals (Oakland, Calif.)
(1)-UNLV 69, (12)-Ball State 67
(1)-UNLV 131, (11)-Loyola Marymount 101
National Semifinals (Denver, Colo.)
(1)-UNLV 90, (4)-Georgia Tech 81
National Championship (Denver, Colo.)
(1)-UNLV 103, (3)-Duke 73

1991

East First Round (College Park, Md.)
(3)-Oklahoma State 67, (14)-New Mexico 54
West First and Second Round (Salt Lake City, Utah)
(10)-BYU 61, (7)-Virginia 48
(2)-Arizona 76, (10)-BYU 61
West First and Second Round (Tucson, Ariz.)
(1)-UNLV 99, (16)-Montana 65
(1)-UNLV 62, (8)-Georgetown 54
(4)-Utah 82, (13)-South Alabama 72
(4)-Utah 85, (5)-Michigan State 84 (2 OT)
West Regional Semifinals and Finals (Seattle, Wash.)
(1)-UNLV 83, (4)-Utah 66
(1)-UNLV 77, (3)-Seton Hall 65
National Semifinals (Indianapolis, Ind.)
(2)-Duke 79, (1)-UNLV 77

1992

West First Round (Boise, Idaho)
(7)-LSU 94, (10)-BYU 83

1993

West First Round (Tucson, Ariz.)
(12)-George Washington 82, (5)-New Mexico 68
Midwest First and Second Round (Chicago)
(7)-BYU 80, (10)-SMU 71
(2)-Kansas 90, (7)-BYU 76
Midwest First and Second Rounds (Nashville, Tenn.)
(8)-Utah 86, (9)-Pittsburgh 65
(1)-Kentucky 84, (8)-Utah 62

1994

West First Round (Sacramento, Calif.)
(7)-Virginia 57, (10)-New Mexico 54

1995

Midwest First Round (Memphis, Tenn.)
(9)-Tulane 76, (8)-BYU 70
West First and Second Round (Boise, Idaho)
(4)-Utah 76, (13)-Long Beach State 64
(5)-Mississippi State 78, (4)-Utah 64

1996

East First Round (Richmond, Va.)
(7)-New Mexico 69, (10)-Kansas State 48
East Second Round (Richmond, Va.)
(2)-Georgetown 73, (7)-New Mexico 62
Midwest First and Second Round (Dallas, Texas)
(4)-Utah 72, (13)-Canisius 43
(4)-Utah 73, (5)-Iowa State 67
Midwest Regional Semifinals (Minneapolis, Minn.)
(1)-Kentucky 101, (4)-Utah 70



NCAA TOURNAMENT HISTORY

YEAR-BY-YEAR NCAA TOURNAMENT RESULTS OF CURRENT MWC TEAMS

1997

- East First Round (Pittsburgh, Pa.)**
(3)-New Mexico 59, (14)-Old Dominion 55
- East Second Round (Pittsburgh, Pa.)**
(6)-Louisville 64, (3)-New Mexico 63
- West First and Second Round (Tucson, Ariz.)**
(2)-Utah 75, (15)-Navy 61
(2)-Utah 77, (7)-UNC-Charlotte 58
- West Regional Semifinals (San Jose, Calif.)**
(2)-Utah 82, (6)-Stanford 77 (OT)
- West Regional Finals (San Jose, Calif.)**
(1)-Kentucky 72, (2)-Utah 59

1998

- East First Round (Hartford, Conn.)**
(5)-Princeton 69, (12)-UNLV 57
- South First and Second Round (Lexington, Ky.)**
(4)-New Mexico 79, (13)-Butler 62
(5)-Syracuse 56, (4)-New Mexico 46
- West First and Second Round (Boise, Idaho)**
(3)-Utah 85, (14)-San Francisco 68
(3)-Utah 75, (6)-Arkansas 69
- West Regional Semifinals (Anaheim, Calif.)**
(3)-Utah 65, (10)-West Virginia 62
- West Regional Finals (Anaheim, Calif.)**
(3)-Utah 76, (1)-Arizona 51
- National Semifinals (San Antonio, Texas)**
(3)-Utah 65, (1)-North Carolina 59
- National Championship (San Antonio, Texas)**
(2)-Kentucky 78, (3)-Utah 69

1999

- West First and Second Round (Denver, Colo.)**
(9)-New Mexico 61, (8)-Missouri 59
(1)-Connecticut 78, (9)-New Mexico 56
- Midwest First and Second Round (New Orleans, La.)**
(2)-Utah 80, (15)-Arkansas State 58
(10)-Miami (Ohio) 66, (2)-Utah 58

2000

- Midwest First and Second Round (Cleveland, Ohio)**
(8)-Utah 48, (9)-St. Louis 45
(1)-Michigan State 73, (8)-Utah 61
- South First Round (Nashville, Tenn.)**
(7)-Tulsa 89, (10)-UNLV 62

2001

- West First Round (San Diego, Calif.)**
(5)-Cincinnati 84, (12)-BYU 59

2002

- Midwest First and Second Round (Albuquerque, N.M.)**
(11)-Wyoming 73 (6)-Gonzaga 66
(3)-Arizona 68, (11)-Wyoming 60
- South First Round (Sacramento, Calif.)**
(5)-Indiana 75, (12)-Utah 56
- Midwest First Round (Chicago, Ill.)**
(4)-Illinois 93, (13)-San Diego State 64

2003

- West First Round (Salt Lake City, Utah)**
(3)-Duke 67 (14)-Colorado State 57
- South First Round (Spokane, Wash.)**
(5)-Connecticut 58, (12)-BYU 53
- Midwest First Round (Nashville, Tenn.)**
(9)-Utah 60, (8)-Oregon 58
(1)-Kentucky 74, (9)-Utah 54

2004

- Phoenix Region First Round (Denver, Colo.)**
(5) Syracuse 80, (12) BYU 75
(6) North Carolina 63, (11) Air Force 52
- St. Louis Region First Round (Milwaukee, Wis.)**
(6) Boston College 58, (11) Utah 51

2005

- Austin Region First & Second Rounds (Tucson, Ariz.)**
(6) Utah 60, (11) UTEP 54
(6) Utah 67, (3) Oklahoma 58
- Austin Regional Semifinal (Austin, Texas)**
(2) Kentucky 62, (6) Utah 52
- Syracuse Region First Round (Nashville, Tenn.)**
(5) Villanova 55, (12) New Mexico 47

2006

- Oakland Region First Round (Salt Lake City, Utah)**
(6) Indiana 87, (11) San Diego State 83
- Washington, D.C. Region First Round (San Diego, Calif.)**
(4) Illinois 78, (13) Air Force 69

2007

- Midwest Region First & Second Rounds (Chicago, Ill.)**
(7) UNLV 67, (10) Georgia Tech 63
(7) UNLV 74, (2) Wisconsin 68
- Midwest Regional Semifinal (St. Louis, Mo.)**
(3) Oregon 76, (7) UNLV 72
- South Region First Round (Lexington, Ky.)**
(9) Xavier 79, (8) BYU 77

2008

- Midwest Region First & Second Rounds (Omaha, Neb.)**
(8) UNLV 71, (9) Kent State 58
(1) Kansas 75, (8) UNLV 56
- West Region First Round (Anaheim, Calif.)**
(9) Texas A&M 67, (8) BYU 62

Seeds in parentheses.

#St. Joseph's participation in 1961 tournament vacated.

*Long Beach State's participation in 1972 NCAA tournament vacated.



Utah faced Kentucky in the 2005 NCAA Regional Semifinals.



UNLV's Lon Kruger is one of five coaches to take four different schools (Kansas State, Florida, Illinois and UNLV) to the NCAA Tournament.

NIT HISTORY



CHAMPIONS/TEAM RECORDS/YEAR-BY-YEAR NIT RESULTS OF CURRENT MWC TEAMS

NIT CHAMPIONS

1938 – Temple
 1939 – Long Island
 1940 – Colorado
 1941 – Long Island
 1942 – West Virginia
 1943 – St. John's
 1944 – St. John's
 1945 – DePaul
 1946 – Kentucky
 1947 – **UTAH**
 1948 – St. Louis
 1949 – San Francisco
 1950 – City University of New York
 1951 – **BYU**
 1952 – LaSalle
 1953 – Seton Hall
 1954 – Holy Cross
 1955 – Duquesne
 1956 – Louisville
 1957 – Bradley
 1958 – Xavier (Ohio)
 1959 – St. John's
 1960 – Bradley
 1961 – Providence
 1962 – Dayton
 1963 – Providence
 1964 – Bradley
 1965 – St. John's
 1966 – **BYU**
 1967 – Southern Illinois
 1968 – Dayton
 1969 – Temple
 1970 – Marquette
 1971 – North Carolina
 1972 – Maryland
 1973 – Virginia Tech
 1974 – Purdue
 1975 – Princeton
 1976 – Kentucky
 1977 – St. Bonaventure
 1978 – Texas
 1979 – Indiana
 1980 – Virginia
 1981 – Tulsa
 1982 – Bradley
 1983 – Fresno State
 1984 – Michigan
 1985 – UCLA
 1986 – Ohio State
 1987 – Southern Mississippi
 1988 – Connecticut
 1989 – St. John's
 1990 – Vanderbilt
 1991 – Stanford
 1992 – Virginia
 1993 – Minnesota
 1994 – Villanova
 1995 – Virginia Tech
 1996 – Nebraska
 1997 – Michigan
 1998 – Minnesota
 1999 – California
 2000 – Wake Forest
 2001 – Tulsa
 2002 – Memphis
 2003 – St. John's
 2004 – Michigan
 2005 – South Carolina
 2006 – South Carolina
 2007 – West Virginia
 2008 – Ohio State

MWC TEAMS IN THE NIT

	APPEARANCES	W	L	PCT	FINAL FOUR APPEARANCES
Air Force (2007)	1	3	1	.750	1 (2007)
BYU (1951-53-54- 66 -82-86-94-00-02-06)	10	12	8	.600	2 (1951, 1966)
Colorado State (1961-62-88-96-98-99)	6	6	6	.500	1 (1988)
New Mexico (1964-65-67-73-79-84-85-86-87-88-89-90-92-00-01-02-08)	17	16	18	.471	2 (1964, 1990)
San Diego State (1982-03-07-08)	4	2	6	.250	0
TCU (1983-86-92-97-99-05)	6	9	6	.600	0
UNLV (1980-82-93-97-99-02-03-04-05)	9	8	10	.444	1 (1980)
Utah (1944- 47 -49-57-58-70-74-87-88-92-01)	11	11	10	.524	3 (1947, 1974, 1992)
Wyoming (1968-69-86-91-98-99-01-03)	8	7	8	.467	1 (1986)
Totals	72	74	71	.510	11

NIT Champions in bold

NIT RESULTS

1944

First Round
 Kentucky 46, Utah 38 (New York)

1947

First Round
 Utah 45, Duquesne 44 (New York)
Semifinals
 Utah 64, West Virginia 62 (New York)
Championship
 Utah 49, Kentucky 45 (New York)

1949

First Round
 San Francisco 64, Utah 63 (New York)

1951

First Round
 Brigham Young 75, St. Louis 58 (New York)
Semifinals
 BYU 59, Seton Hall 59 (New York)
Championship
 BYU 62, Dayton 43 (New York)

1953

First Round
 Niagara 82, BYU 76 (New York)

1954

First Round
 St. Francis (PA) 81, BYU 68 (New York)

1957

First Round
 Memphis State 77, Utah 75 (New York)

1961

First Round
 St. Louis 59, Colorado State 53 (New York)

1962

First Round
 Holy Cross 72, Colorado State 70 (New York)

1964

First Round
 New Mexico 65, Drake 60 (New York)
Semifinals
 New Mexico 72, NYU 65 (New York)
Championship
 Bradley 86, New Mexico 54 (New York)

1965

First Round
 St. John's 61, New Mexico 54 (New York)

1966

First Round
 BYU 90, Temple 78 (New York)
Semifinals
 BYU 66, Army 60 (New York)
Championship
 BYU 97, NYU 84 (New York)

1967

First and Second Rounds
 New Mexico 66, Syracuse 64 (New York)
 Rutgers 65, New Mexico 60 (New York)

1968

First Round
 Villanova 77, Wyoming 66 (New York)

1969

First Round
 Army 51, Wyoming 49 (New York)

1970

First and Second Rounds
 Utah 78, Duke 75 (New York, N.Y.)
 Marquette 83, Utah 63 (New York, N.Y.)



NIT HISTORY

YEAR-BY-YEAR NIT RESULTS OF CURRENT MWC TEAMS



1951 NIT Champions
BYU

1973

First Round (New York)

Virginia Tech 65, New Mexico 63 (New York, N.Y.)

1974

First and Second Rounds

Utah 102, Rutgers 89 (New York, N.Y.)

Utah 92, Memphis State 78 (New York, N.Y.)

Semifinals

Utah 117, Boston College 93 (New York, N.Y.)

Championship

Purdue 87, Utah 81 (New York, N.Y.)

1979

First Round

Texas A&M 79, New Mexico 68 (Albuquerque, N.M.)

1980

First, Second and Third Rounds

UNLV 93, Washington 73 (Las Vegas, Nev.)

UNLV 90, Long Beach State 81 (Las Vegas, Nev.)

UNLV 67, St. Peter's 62 (Las Vegas, Nev.)

Semifinals

Virginia 90, UNLV 71 (New York, N.Y.)

Consolation

Illinois 84, UNLV 74 (New York, N.Y.)

1982

First Round

Washington 66, BYU 63 (Provo, Utah)

UC Irvine 70, San Diego State 69 (San Diego, Calif.)

First and Second Rounds

UNLV 87, Murray State 61 (Las Vegas, Nev.)

Tulane 56, UNLV 51 (Las Vegas, Nev.)

1983

First, Second and Third Rounds

TCU 64, Tulsa 62 (Tulsa, Okla.)

TCU 78, Arizona State 76 (Phoenix, Ariz.)

Nebraska 67, TCU 57 (Lincoln, Neb.)

1984

First Round

Lamar 64, New Mexico 61 (Albuquerque, N.M.)

1985

First and Second Rounds

New Mexico 80, Texas A&M 67 (Albuquerque, N.M.)

Fresno State 66, New Mexico 55 (Fresno, Calif.)

1986

First Round

Texas 69, New Mexico 66 (Albuquerque, N.M.)

First and Second Rounds

TCU 76, Montana 69 (Bozeman, Mont.)

Florida 77, TCU 75 (Gainesville, Fla.)

First, Second and Third Rounds

BYU 67, SMU 63 (Provo, Utah)

BYU 93, UC Irvine 80 (Provo, Utah)

Ohio State 70, BYU 68 (Columbus, Ohio)

Wyoming 79, Texas A&M 70 (Laramie, Wyo.)

Wyoming 99, Loyola Marymount 90 (Laramie, Wyo.)

Wyoming 62, Clemson 57 (Laramie, Wyo.)

Semifinals

Wyoming 67, Florida 58 (New York)

Championship

Ohio State 73, Wyoming 63 (New York)

1987

First Round

Boise State 62, Utah 61 (Boise, Idaho)

Oregon State 85, New Mexico 82 (Albuquerque, N.M.)

1988

First Round

Evansville 66, Utah 55 (Evansville, Ind.)

First, Second and Third Rounds

New Mexico 86, Pepperdine 75 (Albuquerque, N.M.)

New Mexico 78, Oregon 59 (Albuquerque, N.M.)

Ohio State 68, New Mexico 65 (Albuquerque, N.M.)

Colorado State 63, New Orleans 54 (Fort Collins, Colo.)

Colorado State 71, Houston 61 (Fort Collins, Colo.)

Colorado State 69, Arkansas St. 49 (Fort Collins, Colo.)

Semifinals

Ohio State 64, Colorado State 62 (New York, N.Y.)

Consolation

Colorado State 58, Boston College 57 (New York, N.Y.)

1989

First, Second and Third Rounds

New Mexico 91, Santa Clara 76 (Albuquerque, N.M.)

New Mexico 86, Pepperdine 69 (Albuquerque, N.M.)

St. Louis 66, New Mexico 65 (Albuquerque, N.M.)

1990

First, Second and Third Rounds

New Mexico 89, Oregon 78 (Albuquerque, N.M.)

New Mexico 90, Oklahoma St. 88 (Albuquerque, N.M.)

New Mexico 80, Hawai'i 58 (Albuquerque, N.M.)

Semifinals

St. Louis 80, New Mexico 73 (New York, N.Y.)

Consolation

Penn State 83, New Mexico 81 (ot) (New York, N.Y.)

1991

First and Second Rounds

Wyoming 63, Butler 61 (Laramie, Wyo.)

Colorado 83, Wyoming 75 (Boulder, Colo.)

1992

First and Second Rounds

TCU 73, Long Beach State 61 (Fort Worth, Texas)

Purdue 67, TCU 51 (West Lafayette, Ind.)

First, Second and Third Rounds

New Mexico 90, Louisiana Tech 84 (Albuquerque, N.M.)

New Mexico 79, Washington St. 71 (Albuquerque, N.M.)

Virginia 76, New Mexico 71 (Richmond, Va.)

Utah 72, Ball State 57 (Salt Lake City, Utah)

Utah 60, Arizona State 58 (Tempe, Ariz.)

Utah 84, Rhode Island 72 (Salt Lake City, Utah)

Semifinals

Notre Dame 58, Utah 55 (New York, N.Y.)

Consolation

Utah 81, Florida 78 (New York, N.Y.)

NIT HISTORY



YEAR-BY-YEAR NIT RESULTS OF CURRENT MWC TEAMS

1993

First Round

Southern California 90, UNLV 74 (Las Vegas, Nev.)

1994

First and Second Rounds

BYU 74, Arizona State 67 (Provo, Utah)
Fresno State 68, BYU 66 (Fresno, Calif.)

1996

First Round

Nebraska 91, Colorado State 83 (Fort Collins, Colo.)

1997

First and Second Rounds

TCU 85, UAB 62 (Fort Worth, Texas)
Notre Dame 82, TCU 72 (South Bend, Ind.)

First, Second and Third Rounds

UNLV 66, Memphis 62 (Las Vegas, Nev.)
UNLV 89, Hawai'i 80 (Las Vegas, Nev.)
Arkansas 86, UNLV 73 (Fayetteville, Ark.)

1998

First Round

Minnesota 77, Colorado State 65 (Minneapolis, Minn.)
Gonzaga 69, Wyoming 55 (Laramie, Wyo.)

1999

First Round

Nebraska 68, UNLV 55 (Lincoln, Neb.)

First and Second Rounds

Wyoming 81, Southern California 77 (Laramie, Wyo.)
Oregon 93, Wyoming 72 (Eugene, Ore.)

First, Second and Third Rounds

Colorado State 69, Miss. State 56 (Fort Collins, Colo.)
Colorado State 86, Colorado 76 (Fort Collins, Colo.)
California 71, Colorado State 62 (Berkeley, Calif.)
TCU 72, Kansas State 71 (Manhattan, Kan.)
TCU 101, Nebraska 89 (Fort Worth, Texas)
Oregon 77, TCU 68 (Eugene, Ore.)

2000

First and Second Rounds

BYU 81, Bowling Green 54 (Provo, Utah)
BYU 82, Southern Illinois 57 (Provo, Utah)
New Mexico 64, South Florida 58 (Albuquerque, N.M.)
Wake Forest 72, New Mexico 65 (Winston-Salem, N.C.)

Third Round

Notre Dame 64, BYU 52 (South Bend, Ind.)

2001

First Round

Memphis 71, Utah 62 (Salt Lake City)
Pepperdine 72, Wyoming 69 (Laramie, Wyo.)

First and Second Rounds

New Mexico 83, Baylor 73 (Albuquerque, N.M.)
New Mexico 81, Pepperdine (Albuquerque, N.M.)

Third Round

Memphis 81, New Mexico 63 (Memphis, Tenn.)

2002

First Round

Minnesota 96, New Mexico 62 (Minneapolis, Minn.)

First and Second Rounds

BYU 78, UC Irvine 55 (Provo, Utah)
Memphis 80, BYU 69 (Memphis, Tenn.)
UNLV 96, Arizona State 91 (Las Vegas, Nev.)
South Carolina 75, UNLV 65 (Columbus, S.C.)

2003

First Round

Hawai'i 85, UNLV 68 (Las Vegas, Nev.)

First and Second Rounds

San Diego State 67, UC Santa Barbara 62 OT (San Diego, Calif.)
Texas Tech 57, San Diego State 48 (Lubbock, Texas)
Wyoming 78, Eastern Washington 71 (Laramie, Wyo.)
North Carolina 90, Wyoming 74 (Chapel Hill, N.C.)

2004

Opening Round

Boise State 84, UNLV 69 (Boise, Idaho)

2005

First and Second Rounds

UNLV 89, Arizona State 78 (Las Vegas, Nev.)
South Carolina 77, UNLV 66 (Columbia, S.C.)

First, Second and Third Rounds

TCU 60, Miami (OH) 58 (Oxford, Ohio)
TCU 78, Western Michigan 76 OT (Kalamazoo, Mich.)
Maryland 85, TCU 73 (College Park, Md.)

2006

Opening Round

Houston 77, BYU 67 (Houston, Texas)

2007

First and Second Rounds

San Diego State 74, Missouri State 70 (Springfield, Mo.)
Syracuse 80, San Diego State 64 (Syracuse, N.Y.)

First, Second and Third Rounds

Air Force 75, Austin Peay 51 (Colorado Springs, Colo.)
Air Force 83, Georgia 52 (Colorado Springs, Colo.)
Air Force 52, DePaul 51 (Colorado Springs, Colo.)

Semifinals

Clemson 68, Air Force 67 (New York, N.Y.)

2008

First Round

California 68, New Mexico 66 (Berkeley, Calif.)
Florida 73, San Diego State 49 (Gainesville, Fla.)



1947 NIT Champion Utah's starting five.



MWC ALL-CONFERENCE TEAMS

1999-2004

1999-2000 ALL-CONFERENCE TEAM

(selected by head coaches)

FIRST-TEAM

Alex Jensen, Sr., F, Utah
Lamont Long, Sr., G, New Mexico
Kaspars Kambala, Jr., C, UNLV
Hanno Mötölä, Sr., F, Utah
Josh Davis, So., C/F, Wyoming

SECOND-TEAM

Ceedric Goodwyn, Sr., F, Colorado State
Mark Dickel, Sr., G, UNLV
Anthony Blakes, Sr, G, Wyoming
Jarvis Croff, Jr., G, Air Force
Mekeli Wesley, Jr., F, BYU

NEWCOMER TEAM

Terrell Lyday, Jr., G, BYU
Tom Bellairs, Fr., F, Air Force
Trevor Diggs, Jr., G, UNLV
Dalron Johnson, Fr., F, UNLV
Wayland White, Jr., F/C, New Mexico

Player of the Year – Alex Jensen, Utah

Co-Freshmen of the Year – Tom Bellairs, Air Force and Dalron Johnson, UNLV

Newcomer of the Year – Terrell Lyday, BYU

Co-Coaches of the Year – Reggie Minton, Air Force and Bill Bayno, UNLV

2000-01 ALL-CONFERENCE TEAM

(selected by head coaches)

FIRST-TEAM

Marcus Bailey, So., F, Wyoming
Josh Davis, Jr., F/C, Wyoming
Kaspars Kambala, Sr., C, UNLV
Terrell Lyday, Sr., F, BYU
Mekeli Wesley, Sr., F, BYU

SECOND-TEAM

Kevin Bradley, Jr., G, Utah
Ruben Douglas, So., G, New Mexico
Britton Johnsen, So., F, Utah
Uche Nsonwu-Amadi, So., C/F, Wyoming
Trent Whiting, Sr., G, BYU

NEWCOMER TEAM

Kevin Bradley, Jr., G, Utah
Ruben Douglas, So., G, New Mexico
Randy Holcomb, Jr., F, San Diego State
Uche Nsonwu-Amadi, So., C/F, Wyoming
Trent Whiting, Sr., G, BYU

Player of the Year – Mekeli Wesley, BYU

Freshman of the Year – Nick Jacobson, Utah

Newcomer of the Year – Uche Nsonwu-Amadi, Wyoming

Coach of the Year – Dick Hunsaker, Utah

2001-02 ALL-CONFERENCE TEAM

(selected by head coaches)

FIRST-TEAM

Marcus Bailey, Jr., G/F, Wyoming
Ruben Douglas, Jr., G, New Mexico
Randy Holcomb, Sr., F, San Diego State
Britton Johnsen, Jr., F, Utah
Dalron Johnson, Jr., F, UNLV

SECOND-TEAM

Marcus Banks, Jr., G, UNLV
Al Faux, Sr., G, San Diego State
Brian Greene, Jr., F, Colorado State
Travis Hansen, Jr., G/F, BYU
Uche Nsonwu-Amadi, Jr., C, Wyoming

THIRD-TEAM

Eric Chatfield, Sr., G, New Mexico
Josh Davis, Sr., F/C, Wyoming
Nick Jacobson, So., G, Utah
Jeff Johnsen, Sr., F, Utah
Donta Richardson, Jr., G, Wyoming

HONORABLE MENTION

Lamoni Yazzie, Sr., G, Air Force
Tom Bellairs, Jr., F, Air Force
Joel Gerlach, So., F, Air Force
Mark Bigelow, So., F, BYU
Matt Montague, Sr., G, BYU
Eric Nielsen, Sr., F, BYU
Andy Birley, Jr., G, Colorado State
Patrick Dennehy, So., F, New Mexico
Tony Bland, Jr., G, San Diego State
Lou Kelly, Sr., F, UNLV
Travis Spivey, Sr., G, Utah

Player of the Year – Britton Johnsen, Utah

Co-Freshmen of the Year – Jared Jensen, BYU and Jay Straight, Wyoming

Defensive Player of the Year – Marcus Banks, UNLV

Coach of the Year – Steve McClain, Wyoming

2002-03 ALL-CONFERENCE TEAM

(selected by head coaches and selected media)

FIRST-TEAM

Marcus Banks, Sr., G, UNLV
Ruben Douglas, Sr., G, New Mexico
Travis Hansen, Sr., F, BYU
Uche Nsonwu-Amadi, Sr., F/C, Wyoming
Donta Richardson, Sr., G, Wyoming

SECOND-TEAM

Tony Bland, Sr., G, San Diego State
Tim Frost, Jr., C, Utah
Marc Jackson, So., G, Utah
Britton Johnsen, Sr., F, Utah
Dalron Johnson, Sr., F, UNLV

THIRD-TEAM

Rafael Araujo, Jr., C, BYU
Mark Bigelow, Jr., F, BYU
Nick Jacobson, Jr., G, Utah
Tim Keller, So., G, Air Force
Matt Nelson, So., C, Colorado State

HONORABLE MENTION

Joel Gerlach, Jr., F, Air Force
Jared Jensen, So., F, BYU
Andy Birley, Sr., G, Colorado State
Brian Greene, Sr., F, Colorado State
Micheal Morris, Fr., G, Colorado State
Mark Walters, Fr., G, New Mexico
Evan Burns, Fr., F, San Diego State
Mike Mackell, Sr., F, San Diego State
Deandre Moore, Sr., G, San Diego State
Trace Caton, Sr., F, Utah
Jay Straight, So., G, Wyoming

Player of the Year – Ruben Douglas, New Mexico

Freshman of the Year – Evan Burns, San Diego State

Co-Defensive Players of the Year – Travis Hansen, BYU and Marcus Banks, UNLV

Coach of the Year – Steve Cleveland, BYU

2003-04 ALL-CONFERENCE TEAM

(selected by head coaches and selected media)

FIRST-TEAM

Nick Welch, So., C, Air Force
Rafael Araujo, Sr., C, BYU
Danny Granger, Jr., F, New Mexico
Odartey Blankson, Jr., F, UNLV
Nick Jacobson, Sr., G, Utah

SECOND-TEAM

A.J. Kuhle, Sr., G, Air Force
Mark Bigelow, Sr., F, BYU
Aerick Sanders, Sr., F/C, San Diego State
Andrew Bogut, Fr., F/C, Utah
Jay Straight, Jr., G, Wyoming

THIRD-TEAM

Tim Keller, Jr., G, Air Force
Mike Hall, Jr., G, BYU
Matt Nelson, Jr., C, Colorado State
Jerel Blassingame, Jr., G, UNLV
J.K. Edwards, Sr., C, UNLV

HONORABLE MENTION

Joel Gerlach, Sr., F, Air Force
Antoine Hood, So., G, Air Force
Dwight Boatner, Fr., G, Colorado State
Matt Williams, Jr., F, Colorado State
David Chiotti, So., F, New Mexico
Troy DeVries, Jr. G, New Mexico
Javin Tindall, Sr., G, New Mexico
Brandon Heath, Fr., G, San Diego State
Marcus Slaughter, Fr., F, San Diego State

MWC ALL-CONFERENCE TEAMS



2004-2008

Wesley Stokes, Jr., G, San Diego State
Romel Beck, Jr., F, UNLV
Tim Frost, Sr., C, Utah
Alex Dunn, Jr., F, Wyoming
Joe Ries, Sr., F, Wyoming

Co-Players of the Year – Nick Welch, Air Force and Rafael Araujo, BYU

Freshman of the Year – Andrew Bogut, Utah

Defensive Player of the Year – Mike Hall, BYU

Coach of the Year – Joe Scott, Air Force

2004-05 ALL-CONFERENCE TEAM

(selected by head coaches and selected media)

FIRST-TEAM

Andrew Bogut, So., C, Utah
Danny Granger, Sr., F, New Mexico
Jay Straight, Sr., G, Wyoming
Odartey Blankson, Sr., F, UNLV
Marc Jackson, Sr., G, Utah

SECOND-TEAM

Marcus Slaughter, So., F, San Diego State
Brandon Heath, So., G, San Diego State
Nick Welch, Jr., C, Air Force
Matt Nelson, Sr., C, Colorado State
Antoine Hood, Jr., G, Air Force

THIRD-TEAM

Bryant Markson, Jr., Utah
Justin Williams, Jr., F/C, Wyoming
Mike Hall, Sr., G, BYU
David Chiotti, Jr., F, New Mexico
Troy DeVries, Sr., G, New Mexico

HONORABLE MENTION

Tim Keller, Sr., G, Air Force
Matt McCraw, So., G, Air Force
Jacob Burttschi, So., F, Air Force
Austin Ainge, So., G, BYU
Jason Smith, Fr., F, Colorado State
Matt Williams, Sr., F, Colorado State
Mark Walters, Jr., G, New Mexico
Alfred Neale, Sr., F, New Mexico
Matt Thomas, Fr., G, San Diego State
Michael Umeh, So., G, UNLV
Romel Beck, Sr., G, UNLV
Louis Amundson, Jr., F, UNLV
Justin Hawkins, So., F, Utah
Dion Sherrell, Sr., G, Wyoming

Player of the Year – Andrew Bogut, Utah

Freshman of the Year – Jason Smith, Colorado State

Defensive Player of the Year – Justin Williams, Wyoming

Coach of the Year – Ray Giacoletti, Utah

2005-06 ALL-CONFERENCE TEAM

(selected by head coaches and selected media)

FIRST-TEAM

Brandon Heath, Jr., G, San Diego State
Marcus Slaughter, Jr., F, San Diego State
Antoine Hood, Sr., G, Air Force
Mark Walters, Sr., G, New Mexico
Jason Smith, So., F, Colorado State

SECOND-TEAM

Louis Amundson, Sr., F, UNLV
Trent Plaisted, Fr., F, BYU
Jacob Burttschi, Jr., F, Air Force
Mohamed Abukar, Jr., F, San Diego State
David Chiotti, Sr., F, New Mexico

THIRD-TEAM

Nile Murry, Sr., G, TCU
Justin Williams, Sr., F/C, Wyoming
Brandon Ewing, Fr., G, Wyoming
Bryant Markson, Sr., F, Utah
Keena Young, Jr., F, BYU

HONORABLE MENTION

Dan Nwaelele, Jr., G, Air Force
Brock Reichner, Sr., G, BYU
Rashaun Broadus, Jr., G, BYU
Michael Harrison, Jr., F, Colorado State
Wink Adams, Fr., G, UNLV
Luke Nevill, Fr., C, Utah
Johnnie Bryant, So., G, Utah

Player of the Year – Brandon Heath, San Diego State

Freshman of the Year – Trent Plaisted, BYU

Defensive Player of the Year – Justin Williams, Wyoming

Coach of the Year – Dave Rose, BYU

2006-07 ALL-CONFERENCE TEAM

(selected by head coaches and selected media)

FIRST-TEAM

Keena Young, Sr., F, BYU
Brandon Heath, Sr., G, San Diego State
Jason Smith, Jr., F, Colorado State
Dan Nwaelele, Sr., F, Air Force
Wendell White, Sr., G, UNLV

SECOND-TEAM

Brandon Ewing, So., G, Wyoming
Jacob Burttschi, Sr., F, Air Force
Mohamed Abukar, Sr., F, San Diego State
Trent Plaisted, So., C, BYU
Wink Adams, So., G, UNLV

THIRD-TEAM

Kevin Kruger, Sr., G, UNLV
Luke Nevill, So., C, Utah
Brad Jones, Jr., G, Wyoming
Lee Cummard, So., G, BYU
Tony Danridge, Jr., G, New Mexico

HONORABLE MENTION

Tim Anderson, Jr., G, Air Force
Matt McCraw, Sr., G, Air Force
Austin Ainge, Sr., G, BYU
Cory Lewis, Sr., G, Colorado State
Darren Prentice, Jr., G, New Mexico
J.R. Giddens, Jr., G, New Mexico
Jerome Habel, Jr., F, San Diego State
Lorenzo Wade, So., F, San Diego State
Brent Hackett, Jr., G, TCU
Kevin Langford, So., F, TCU
Johnnie Bryant, Jr., G, Utah

Player of the Year – Keena Young, BYU

Freshman of the Year – Jonathan Tavernari, BYU

Defensive Player of the Year – Joel Anthony, UNLV

Coach of the Year – Dave Rose, BYU

2007-08 ALL-CONFERENCE TEAM

(selected by head coaches and selected media)

FIRST-TEAM

Lee Cummard, Jr., G/F, BYU
Trent Plaisted, Jr., F/C, BYU
J.R. Giddens, Sr., G, New Mexico
Lorenzo Wade, Jr., F, San Diego State
Wink Adams, Jr., G, UNLV

SECOND-TEAM

Tim Anderson, Sr., G, Air Force
Marcus Walker, Jr., G, Colorado State
Johnnie Bryant, Sr., G, Utah
Luke Nevill, Jr., C, Utah
Brandon Ewing, Jr., G, Wyoming

THIRD-TEAM

Jonathan Tavernari, So., F, BYU
Ryan Amoroso, Jr., F, San Diego State
Billy White, Fr., F, San Diego State
Kevin Langford, Jr., F, TCU
Curtis Terry, Sr., G/F, UNLV

HONORABLE MENTION

Daniel Faris, Jr., C, New Mexico
Chad Toppert, Jr., G, New Mexico
Brent Hackett, Sr., G, TCU
Joe Darger, Jr., F, UNLV
Rene Rougeau, Jr., G, UNLV

Co-Players of the Year – Lee Cummard, BYU and J.R. Giddens, New Mexico

Newcomer of the Year – Marcus Walker, Colorado State

Freshman of the Year – Billy White, San Diego State

Defensive Player of the Year – Tim Anderson, Air Force

Coach of the Year – Lon Kruger, UNLV



MWC PLAYERS OF THE WEEK

1999-2008

1999-00 PLAYERS OF THE WEEK

DATE	PLAYER, CL., POS., TEAM
Nov. 22	Mark Dickel, G, Sr., UNLV
Nov. 29	Lamont Long, G, Sr., New Mexico
Dec. 6	Kaspars Kambala, C, Jr., UNLV
Dec. 13	Mekeli Wesley, F, Jr., BYU
Dec. 21	Kaspars Kambala, C, Jr., UNLV
Jan. 3	Hanno Mottölä, F, Sr., Utah
Jan. 10	Terrell Lyday, G, Jr., BYU
Jan. 17	Ceedric Goodwyn, F, Sr., Colorado State
Jan. 24	Kaspars Kambala, C, Jr., UNLV
Jan. 31	Jarvis Croff, G, Jr., Air Force
Feb. 7	Mark Dickel, G, Sr., UNLV
Feb. 14	Nate Althoff, C, Jr., Utah
Feb. 21	Josh Davis, C/F, So., Wyoming
Feb. 28	Ceedric Goodwyn, F, Sr., Colorado State
Mar. 5	Josh Davis, C/F, So., Wyoming

2000-01 PLAYERS OF THE WEEK

DATE	PLAYER, CL., POS., TEAM
Nov. 20	Jarvis Croff, Sr., G, Air Force
Nov. 27	Kaspars Kambala, Sr., C/F, UNLV
Dec. 4	Marcus Bailey, So., G, Wyoming
Dec. 11	Mekeli Wesley, Sr., F, BYU
Dec. 18	Randy Holcomb, Jr., F, San Diego State
Jan. 2	Mekeli Wesley, Sr., F, BYU
Jan. 8	Randy Holcomb, Jr., F, San Diego State
Jan. 15	Terrell Lyday, Sr., F, BYU
Jan. 22	Marcus Bailey, So., G/F, Wyoming
Jan. 29	Jermaine Lewis, Jr., G, UNLV
Feb. 5	Uche Nsonwu-Amadi, So., C, Wyoming
Feb. 11	Josh Davis, Jr., F, Wyoming
Feb. 19	Phil Cullen, Jr., F, Utah
Feb. 16	Ruben Douglas, So., G, New Mexico
Mar. 5	Trevor Diggs, Sr., G, UNLV

2001-02 PLAYERS OF THE WEEK

DATE	PLAYER, CL., POS., TEAM
Nov. 19	Joel Gerlach, So., F, Air Force
Nov. 26	Ruben Douglas, Jr., G, New Mexico
Dec. 3	Tony Bland, Jr., G, San Diego State
Dec. 10	Al Faux, Sr., G, San Diego State
Dec. 17	Dalron Johnson, Jr., F, UNLV
Dec. 24	Eric Nielsen, Sr., F, BYU
Dec. 31	Marcus Banks, Jr., G, UNLV
Jan. 7	Travis Hansen, Jr., F, BYU
Jan. 14	Randy Holcomb, Sr., F, San Diego State
Jan. 21	Nick Jacobson, So., G, Utah
Jan. 28	Brian Greene, Jr., F, Colorado State
Feb. 4	Britton Johnsen, Jr., F, Utah
Feb. 11	Tom Bellairs, Jr., F, Air Force
Feb. 18	Dalron Johnson, Jr., F, UNLV
Feb. 25	Marcus Banks, Jr., F, UNLV
Mar. 4	Marcus Bailey, Jr., G, Wyoming

2002-03 PLAYERS OF THE WEEK

DATE	PLAYER, CL., POS., TEAM
Nov. 19	Joel Gerlach, So., F, Air Force
Nov. 25	Brian Greene, Sr., F, Colorado State
Dec. 2	Marcus Banks, Sr., G, UNLV
Dec. 9	Ruben Douglas, Sr., G, New Mexico
Dec. 16	Dalron Johnson, Sr., F, UNLV
Dec. 23	Ronnie Clark, Sr., F, Colorado State
Dec. 30	Rafael Araujo, Jr., C, BYU

Jan. 6	Uche Nsonwu-Amadi, Sr., C, Wyoming
Jan. 13	Marcus Banks, Sr., G, UNLV
Jan. 20	Brian Greene, Sr., F, Colorado State
Jan. 27	Marc Jackson, So., G, Utah
Feb. 3	Ruben Douglas, Sr., G, New Mexico
Feb. 10	Aerick Sanders, Jr., F, San Diego State
Feb. 17	Donta Richardson, Sr., G, Wyoming
Feb. 24	Jay Straight, So., G, Wyoming
Mar. 3	Evan Burns, Fr., F, San Diego State
	Marcus Banks, Sr., G, UNLV
Mar. 10	Travis Hansen, Sr., G, BYU

2003-04 PLAYERS OF THE WEEK

DATE	PLAYER, CL., POS., TEAM
Nov. 24	Andrew Bogut, Fr., F, Utah
Dec. 1	Aerick Sanders, Sr., F, San Diego State
Dec. 8	Rafael Araujo, Sr., C, BYU
Dec. 15	Rafael Araujo, Sr., C, BYU
Dec. 22	Aerick Sanders, Sr., F, San Diego State
Dec. 29	Danny Granger, Jr., F, New Mexico
Jan. 5	Aerick Sanders, Sr., F, San Diego State
Jan. 12	Richard Chaney, So., F, Utah
Jan. 19	Nick Welch, So., C, Air Force
Jan. 26	Danny Granger, Jr., F, New Mexico
Feb. 2	Jay Straight, Jr., G, Wyoming
Feb. 9	J.K. Edwards, Sr., F, UNLV
Feb. 16	Mike Hall, Jr., G, BYU
	Tim Drisdorn, So., G, Utah
Feb. 23	Rafael Araujo, Sr., C, BYU
Mar. 1	Jerel Blassingame, Jr., G, UNLV
Mar. 8	Odartey Blankson, Jr., F, UNLV

2004-05 PLAYERS OF THE WEEK

DATE	PLAYER, CL., POS., TEAM
Nov. 22	Mark Walters, Jr., G, New Mexico
Nov. 29	Andrew Bogut, So., C, Utah
Dec. 6	Brandon Heath, So., G, San Diego State
Dec. 13	Louis Amundson, Jr., F, UNLV
Dec. 20	Danny Granger, Sr., F, New Mexico
Dec. 27	Andrew Bogut, So., C, Utah
Jan. 3	Matt Nelson, Sr., C, Colorado State
Jan. 10	Andrew Bogut, So., C, Utah
Jan. 17	Brandon Heath, So., G, San Diego State
Jan. 24	Andrew Bogut, So., C, Utah
	Justin Williams, Jr., F, Wyoming
Jan. 31	Derek Dawes, So., C, BYU
Feb. 7	Alfred Neale, Sr., F, New Mexico
Feb. 14	Jay Straight, Sr., G, Wyoming
Feb. 21	Andrew Bogut, So., C, Utah
Feb. 28	Mark Walters, Jr., G, New Mexico
Mar. 7	Antoine Hood, Jr., G, Air Force

2005-06 PLAYERS OF THE WEEK

DATE	PLAYER, CL., POS., TEAM
Nov. 21	Justin Williams, Sr., F/C, Wyoming
Nov. 28	Jason Smith, So., F, Colorado State
Dec. 5	Antoine Hood, Sr., G, Air Force
Dec. 12	Marcus Slaughter, Jr., F, San Diego State
Dec. 19	Kyle Spain, Fr., F, San Diego State
Dec. 26	Michael Harrison, Jr., F, Colorado State
	Justin Williams, Sr., F/C, Wyoming
Jan. 2	John Frye, Jr., C, Air Force
Jan. 9	Dan Nwaelele, Jr., F, Air Force
Jan. 16	Brandon Heath, Jr., G, San Diego State

Jan. 23	Brandon Ewing, Fr., G, Wyoming
Jan. 30	Marcus Slaughter, Jr., F, San Diego State
Jan. 30	Trent Plaisted, Fr., F/C, BYU
Feb. 6	Rashaun Broadus, Jr., G, BYU
	Brandon Heath, Jr., G, San Diego State
Feb. 13	Bryant Markson, Sr., F, Utah
Feb. 20	Jacob Burttschi, Jr., F, Air Force
	Brandon Heath, Jr., G, San Diego State
Feb. 27	Antoine Hood, Sr., G, Air Force
	Michael Harrison, Jr., F, Colorado State
Mar. 6	Jimmy Balderson, Jr., G, BYU

2006-07 PLAYERS OF THE WEEK

DATE	PLAYER, CL., POS., TEAM
Nov. 13	Brandon Heath, Sr., G, San Diego State
Nov. 20	Brad Jones, Jr., G, Wyoming
Nov. 27	J.R. Giddens, Jr., G, New Mexico
Dec. 4	Dan Nwaelele, Sr., F, Air Force
	Jason Smith, Jr., C, Colorado State
Dec. 11	Wendell White, Sr., G, UNLV
Dec. 18	Brandon Heath, Sr., G, San Diego State
Dec. 26	Tony Danridge, Jr., G/F, New Mexico
Jan. 2	Keena Young, Sr., F, BYU
Jan. 8	Jason Smith, Jr., C, Colorado State
	Brent Hackett, Jr., G, TCU
Jan. 15	Brandon Ewing, So., G, Wyoming
Jan. 22	Luke Nevill, So., C, Utah
Jan. 29	Trent Plaisted, So., G, BYU
	Wink Adams, So., G, UNLV
Feb. 5	Tony Danridge, Jr., G/F, New Mexico
Feb. 12	Keena Young, Sr., F, BYU
	Joel Anthony, Sr., C, UNLV
Feb. 19	Brad Jones, Jr., G, Wyoming
Feb. 26	Jason Smith, Jr., C, Colorado State
	Brandon Heath, Sr., G, San Diego State
Mar. 5	Kevin Kruger, Sr., G, UNLV

2007-08 PLAYERS OF THE WEEK

DATE	PLAYER, CL., POS., TEAM
Nov. 12	Tim Anderson, Sr., G, Air Force
	Kyle Spain, Jr., F, San Diego State
Nov. 19	Stuart Creason, Sr., C, Colorado State
	J.R. Giddens, Sr., G, New Mexico
Nov. 26	Trent Plaisted, Jr., F/C, BYU
Dec. 3	Brandon Ewing, Jr., G, Wyoming
Dec. 10	Trent Plaisted, Jr., F/C, BYU
Dec. 17	Lee Cummond, Jr., G, BYU
Dec. 24	Kevin Langford, Jr., F, TCU
Dec. 31	Billy White, Fr., F, San Diego State
	Wink Adams, Jr., G, UNLV
Jan. 7	J.R. Giddens, Sr., G, New Mexico
Jan. 14	Tim Anderson, Sr., G, Air Force
Jan. 21	Lorenzo Wade, Jr., F, San Diego State
Jan. 28	Johnnie Bryant, Sr., G, Utah
Feb. 4	Lee Cummond, Jr., G, BYU
	Wink Adams, Jr., G, UNLV
Feb. 11	J.R. Giddens, Sr., G, New Mexico
	Johnnie Bryant, Sr., G, Utah
Feb. 18	Trent Plaisted, Jr., F/C, BYU
	J.R. Giddens, Sr., G, New Mexico
Feb. 25	Billy White, Fr., F, San Diego State
Mar. 3	Joseph Taylor, Sr., F, Wyoming
Mar. 10	J.R. Giddens, Sr., G, New Mexico

MWC ACADEMIC ALL-CONFERENCE



1999-00 ACADEMIC ALL-CONFERENCE

NAME, CLASS	TEAM	GPA	MAJOR
Todd Christensen, Jr.	BYU	3.21	Undeclared
Nathan Cooper, Jr.	BYU	3.07	Portuguese
Matt Montague, So.	BYU	3.03	Management
Eric Nielsen, So.	BYU	3.46	Civil Engineering
David Fisher, Sr.	CSU	3.47	Fishery Biology
Brian Greene, Fr.	CSU	3.52	Business
Kevin Henry, Jr.	UNM	3.10	Comm./Journ.
Brian Smith, Sr.	UNM	3.46	History
Christian Popoola, Jr.	UNLV	3.15	Criminal Justice
Jeremy Killion, Sr.	Utah	3.02	Org. Comm.
Hanno Möttöla, Sr.	Utah	3.45	Economics
Michael Puzey, Fr.	Utah	3.60	Pre-Phy. Therapy
Adam Sharp, So.	Utah	3.57	Finance/Pre-Med
Marcus Bailey, Fr.	WYO	3.18	Health Science
Justin French, Sr.	WYO	3.07	Elem. Education
LeDarion Jones, Sr.	WYO	3.45	Ind. Tech Ed

2000-01 ACADEMIC ALL-CONFERENCE

NAME, CLASS	TEAM	GPA	MAJOR
Nathan Cooper, Sr.	BYU	3.09	Portuguese
Eric Nielsen, Jr.	BYU	3.34	Civil Engineering
Trent Whiting, Sr.	BYU	3.20	Management
David Fisher, Sr.	CSU	3.37	Fishery Biology
Brian Greene, Sr.	CSU	3.31	Business Admin.
Brian Smith, Gr	UNM	3.72	Sports Admin.
Alvin Broussard, Fr.	UNM	3.20	Undeclared
Karlo Kovacic, Jr.	SDSU	3.93	Int'l Business
Chris Walton, Fr.	SDSU	3.08	Business
Danny Brotherson, Sr.	UNLV	3.19	Communication
Lance Allred, Fr.	Utah	3.35	History
Chris Burgess, Jr.	Utah	3.00	Communication
Trace Caton, So.	Utah	3.80	Spanish
Michael Puzey, So.	Utah	3.57	Pre-Phy. Therapy
David Rottinghaus, Fr.	WYO	3.15	Business

2001-02 ACADEMIC ALL-CONFERENCE

NAME, CLASS	TEAM	GPA	MAJOR
James Balderson, Fr.	BYU	3.16	Management
Jon Carlisle, So.	BYU	3.15	Undeclared
Jared Jensen, Fr.	BYU	3.17	Undeclared
Matt Montague, Sr.	BYU	3.05	Public Relations
Eric Nielsen, Sr.	BYU	3.19	Civil Engineering
Brian Greene, Jr.	CSU	3.26	Business Admin.
Jamaal Williams, Fr.	UNM	3.02	Undeclared
Karlo Kovacic, Sr.	SDSU	3.94	Int'l Business
Chris Walton, So.	SDSU	3.13	Business
Louis Amundson, Fr.	UNLV	3.39	Undeclared
Marcus Banks, Jr.	UNLV	3.11	Sociology
Omari Pearson, So.	UNLV	3.30	Undeclared
Lance Allred, So.	Utah	3.12	Finance
Trace Caton, Jr.	Utah	3.73	History
Nick Jacobson, So.	Utah	3.10	Business
Martin Osimani, Fr.	Utah	3.14	Undeclared
Eric Osmundson, Fr.	Utah	3.35	Biology
U. Nsonwu-Amadi, Jr.	WYO	3.09	Computer Science

2002-03 ACADEMIC ALL-CONFERENCE

NAME, CLASS	TEAM	GPA	MAJOR
John Allen, Jr.	BYU	3.57	Pre-Mgmt.
Jared Jensen, So.	BYU	3.28	Const. Mgmt.

Terry Nashif, Jr.	BYU	3.28	Public Education
Brian Greene, Sr.	CSU	3.21	Marketing
Andy Birley, Sr.	CSU	3.10	Speech Comm.
Ryan Ashcraft, Jr.	UNM	3.23	Gen. Mgmt.
Jeff Hart, Fr.	UNM	3.59	Undeclared
Louis Amundson, So.	UNLV	3.36	English
Omari Pearson, Jr.	UNLV	3.29	Multi-Studies
Jon Knoche, Sr.	UNLV	3.24	Sec. Education
Chris Jackson, Fr.	Utah	3.83	Chem/Fuel Energy
Trace Caton, Sr.	Utah	3.63	Spanish
Nick Jacobson, Jr.	Utah	3.08	Business

2003-04 ACADEMIC ALL-CONFERENCE

NAME, CLASS	TEAM	GPA	MAJOR
Jared Jensen, Jr.	BYU	3.26	Facilities Mgmt.
Garner Meads, So.	BYU	3.73	Management
Terry Nashif, Jr.	BYU	3.42	Physical Education
Michael Rose, Jr.	BYU	3.34	Undeclared
Phillip Thomasson, Fr.	CSU	3.08	Business Admin.
Ryan Ashcraft, Sr.	UNM	3.38	General Mgmt.
Troy DeVries, Jr.	UNM	3.58	University Studies
Jeff Hart, So.	UNM	3.54	Physical Education
Ryan Wall, Fr.	UNM	3.29	General Mgmt.
Chris Walton, Jr.	SDSU	3.11	Management
Louis Amundson, Jr.	UNLV	3.29	University Studies
Michael Umeh, Fr.	UNLV	3.01	Undeclared
Chris Jackson, Jr.	Utah	3.61	Chemical Eng.

2004-05 ACADEMIC ALL-CONFERENCE

NAME, CLASS	TEAM	GPA	MAJOR
Caleb Buchanan, Sr.	AFA	3.48	Management
Sam Burgess, So.	BYU	3.27	Pre-Management
Jared Jensen, Sr.	BYU	3.33	Const. Mgmt.
Garner Meads, Jr.	BYU	3.81	Pre-Ex. Science
Terry Nashif, Sr.	BYU	3.49	Phys. Education
Michael Rose, So.	BYU	3.56	Pre-Management
Stuart Creason, So.	CSU	3.19	Business Admin.
Troy DeVries, Sr.	UNM	3.55	University Studies
Blake Harden, So.	UNM	3.41	Undecided
Jeff Hart, Jr.	UNM	3.61	Physical Education
Tyler Smith, Fr.	SDSU	3.05	Business
Chris Walton, Sr.	SDSU	3.19	Management
Louis Amundson, Gr.	UNLV	3.31	University Studies
Andrew Hannan, Gr.	UNLV	3.06	University Studies
Curtis Terry, So.	UNLV	3.10	Business
Michael Umeh, Jr.	UNLV	3.11	Kinesiology
Dustin Villepigue, Sr.	UNLV	3.20	University Studies
Chris Grant, Fr.	Utah	3.50	Undeclared
Chris Jackson, Jr.	Utah	3.68	Chemical Eng.
Jonas Langvad, So.	Utah	3.00	Business

2005-06 ACADEMIC ALL-CONFERENCE

NAME, CLASS	TEAM	GPA	MAJOR
Ryan Teets, Jr.	AFA	3.14	Biology
James Balderson, Jr.	BYU	3.20	Economics
Jackson Emery, Fr.	BYU	3.30	Undeclared
Fernando Malaman, Jr.	BYU	3.42	Exercise Science
Michael Rose, Jr.	BYU	3.48	Business Mgmt.
Stuart Creason, Jr.	CSU	3.00	Information Sys.
Andrew Patterson, Sr.	CSU	3.11	Economics
Joel Box, Jr.	UNM	3.12	University Studies
Daniel Faris, Fr.	UNM	3.08	Undecided

Blake Harden, Jr.	UNM	3.20	Marketing
Jeff Hart, Sr.	UNM	3.70	Physical Education
Chad Toppert, So.	UNM	3.28	Management
Neil Dougherty, Jr.	TCU	3.20	Fin./Real Estate
David Markley, Sr.	TCU	3.35	Kinesiology
Arthur Pierce, Jr.	TCU	3.17	Management
Louis Amundson, Sr.	UNLV	3.03	University Studies
Ricky Morgan, Sr.	UNLV	3.02	University Studies
Michael Umeh, Jr.	UNLV	3.18	Kines. Studies
Wendell White, Jr.	UNLV	3.10	University Studies
Chris Grant, So.	Utah	3.21	Business
Chris Jackson, Sr.	Utah	3.68	Chem. Eng./MBA
Jonas Langvad, Jr.	Utah	3.27	Finance
Ross Forman, Fr.	WYO	3.25	Undeclared

2006-07 ACADEMIC ALL-CONFERENCE

NAME, CLASS	TEAM	GPA	MAJOR
Ryan Teets, Sr.	AFA	3.12	Biology
James Balderson, Sr.	BYU	3.05	Economics
Sam Burgess, Sr.	BYU	3.15	Financial Services
Vuk Ivanovic Jr.	BYU	3.07	Genetics/Biotech.
Fernando Malaman, Sr.	BYU	3.30	Exercise Science
Benjamin Murdock, Jr.	BYU	3.47	Financial Services
Trent Plaisted, So.	BYU	3.10	Economics
Michael Rose, Sr.	BYU	3.50	Mktg./Mgmt.
Jonathan Tavernari, Fr.	BYU	3.18	Pre-Management
Roman Martinez, Fr.	UNM	3.66	Undeclared
Chad Toppert, Jr.	UNM	3.19	Business Admin.
Neil Dougherty, Sr.	TCU	3.21	Fin./Real Estate
Oluwafemi Ibikunle, Sr.	TCU	3.50	Liberal Arts/MA
Martiese Morones, Fr.	TCU	3.10	Undeclared
Kevin Kruger, Sr.	UNLV	3.40	Phys. Ed./ME
Michael Umeh, Sr.	UNLV	3.13	Kines. Science
Luka Drca, Fr.	Utah	3.68	Engineering
Chris Grant, Jr.	Utah	3.07	Business
Kim Tillie, Fr.	Utah	3.17	Undeclared

2007-08 ACADEMIC ALL-CONFERENCE

NAME, CLASS	TEAM	GPA	MAJOR
Andrew Henke, Jr.	AFA	3.07	Management
Sam Burgess, Sr.	BYU	3.16	Financial Services
Chris Collinsworth, So.	BYU	3.10	Pre-Management
Vuk Ivanovic, Sr.	BYU	3.02	Genetics/Biotech.
Nick Martineau, Jr.	BYU	3.71	Psychology
Ben Murdock, Sr.	BYU	3.71	Financial Services
David Cohen, Sr.	CSU	3.18	Business Admin.
Josh McGinley, Fr.	CSU	3.29	Business Admin.
Jared VanTassel, Jr.	CSU	3.80	Civil Engineering
Roman Martinez, So.	UNM	3.44	University Studies
Chad Toppert, Jr.	UNM	3.27	Business Admin.
Jon Pastorek, So.	SDSU	3.07	Business
Kevin Langford, Jr.	TCU	3.67	Ed. Admin./MA
Mike Scott, Fr.	TCU	3.00	Arts & Sciences
Mareceo Rutledge, Jr.	UNLV	3.25	University Studies
Carlton Brown, Fr.	Utah	3.48	Undeclared
Johnnie Bryant, Sr.	Utah	3.09	Parks/Rec./Tourism
Luka Drca, So.	Utah	3.34	Undeclared
Chris Grant, Sr.	Utah	3.01	Business
Tyler Kepkay, Jr.	Utah	3.18	Communication
Kim Tillie, So.	Utah	3.53	Undeclared
Travis Bunker, Jr.	WYO	3.30	Social Science



1999-2005

NATIONAL HONORS

1999-00 HONORS

NABC

All-District 13

- First-Team - Alex Jensen, Utah
- First-Team - Lamont Long, New Mexico
- First-Team - Hanno Möttölä, Utah
- Second-Team - Anthony Blakes, Wyoming
- Second-Team - Cedric Goodwyn, Colorado State
- Second-Team - Mekeli Wesley, BYU

USBWA

District 8 Player of the Year

Alex Jensen, Utah

All-District 8

First-Team - Alex Jensen, Utah

GTE/CoSIDA

Academic All-American

Third-Team - Hanno Möttölä, Utah

District 8 Academic Team

First-Team - Hanno Möttölä, Utah

District 7 Academic Team

First-Team - LeDarion Jones, Wyoming

2000-01 HONORS

NABC

All-District 13

- First-Team - Josh Davis, Wyoming
- First-Team - Mekeli Wesley, BYU
- Second-Team - Terrell Lyday, BYU
- Second-Team - Marcus Bailey, Wyoming

USBWA

District 8 Player of the Year

Josh Davis, Wyoming

All-District 8

- Marcus Bailey, Wyoming
- Josh Davis, Wyoming
- Kaspars Kambala, UNLV
- Terrell Lyday, BYU
- Mekeli Wesley, BYU
- Randy Holcomb, San Diego State

ASSOCIATED PRESS

All-America

Honorable Mention - Mekeli Wesley, BYU

2001-02 HONORS

NABC

All-District 13

- First-Team - Josh Davis, Wyoming
- First-Team - Randy Holcomb, San Diego State
- First-Team - Britton Johnsen, Utah
- Second-Team - Ruben Douglas, New Mexico
- Second-Team - Nick Jacobson, Utah

USBWA

All-District 8

- Marcus Bailey, Wyoming
- Josh Davis, Wyoming
- Ruben Douglas, New Mexico
- Dalron Johnson, UNLV
- Britton Johnsen, Utah
- Randy Holcomb, San Diego State

2002-03 HONORS

NABC

All-District 13

- First-Team - Travis Hansen, BYU
- First-Team - Britton Johnsen, Utah
- First-Team - Ruben Douglas, New Mexico
- First-Team - Brian Greene, Colorado State
- Second-Team - Donta Richardson, Wyoming
- Second-Team - Uche Nsonwu-Amadi, Wyoming
- Second-Team - Tony Bland, San Diego State

All-District 15

- First-Team - Marcus Banks, UNLV
- Second-Team All-District 15 - Dalron Johnson, UNLV

USBWA

District 8 Player of the Year

Marcus Banks, UNLV

All-District 8

- Marcus Banks, UNLV
- Ruben Douglas, New Mexico
- Travis Hansen, BYU
- Donta Richardson, Wyoming
- Uche Nsonwu-Amadi, Wyoming
- Britton Johnsen, Utah

All-District 9

Tony Bland, San Diego State

VERIZON ACADEMIC ALL-DISTRICT 8 TEAM

Trace Caton, Utah

2003-04 HONORS

NABC

All-District 13

- First-Team - Rafael Araujo, BYU
- First-Team - Danny Granger, New Mexico
- First-Team - Nick Jacobson, Utah
- First-Team - Aerick Sanders, San Diego State
- Second-Team - Andrew Bogut, Utah
- Second-Team - Matt Nelson, Colorado State
- Second-Team - Tim Keller, Air Force
- All-District 15
- Second-Team - Odartey Blankson, UNLV

USBWA

All-District 8

- Rafael Araujo, BYU
- Danny Granger, New Mexico
- Odartey Blankson, UNLV
- Jerel Blassingame, UNLV
- Uche Nsonwu-Amadi, Wyoming
- Nick Jacobson, Utah
- Nick Welch, Air Force
- A.J. Kuhle, Air Force

All-District 9

Aerick Sanders, San Diego State

2004-05 HONORS

NATIONAL HONORS

Naismith Trophy Winner

Andrew Bogut, Utah

Wooden Award Winner

Andrew Bogut, Utah

Wooden Award All-America Team

Andrew Bogut, Utah

Chevrolet/CBS Sports National Player of the Year

Andrew Bogut, Utah

ESPN.com National Player of the Year

Andrew Bogut, Utah

ESPN.com All-America Team

Andrew Bogut, Utah

Basketball Times National Player of the Year

Andrew Bogut, Utah

collegeinsider.com MWC Player of the Year

Danny Granger, New Mexico

NABC

All-America

First Team - Andrew Bogut, So., Utah

All-District 13

- First-Team - Andrew Bogut, So., Utah
- First-Team - Danny Granger, Sr., New Mexico
- First-Team - Nick Welch, Jr., Air Force
- Second-Team - Jay Straight, Sr., Wyoming
- Second-Team - Marc Jackson, Sr., Utah
- Second-Team - Matt Nelson, Sr., Colorado State

NATIONAL HONORS



2005-2008

USBWA

National Player of the Year

Andrew Bogut, So., Utah

All-America

First-Team - Andrew Bogut, So., Utah

District 8

Andrew Bogut, So., Utah

Danny Granger, Sr., New Mexico

Odartey Blankson, Sr., UNLV

Jay Straight, Sr., Wyoming

Nick Welch, Jr., Air Force

Marc Jackson, Sr., Utah

District 8 Coach of the Year

Ray Giacoletti, Utah

ASSOCIATED PRESS

National Player of the Year

Andrew Bogut, Utah

All-America

First-Team - Andrew Bogut, Utah

Honorable Mention - Danny Granger, New Mexico

2005-06 HONORS

NABC

All-District 13

First-Team - Marcus Slaughter, San Diego State

First-Team - Brandon Heath, San Diego State

Second-Team - Antoine Hood, Air Force

Second-Team - Jason Smith, Colorado State

Second-Team - Mark Walters, New Mexico

USBWA

All-District 8

Louis Amundson, UNLV

Antoine Hood, Air Force

Trent Plaisted, BYU

Jason Smith, Colorado State

Justin Williams, Wyoming

Dave Rose, BYU - Coach of the Year

All-District 9

Brandon Heath, San Diego State

Marcus Slaughter, San Diego State

ASSOCIATED PRESS

All-America

Honorable Mention - Brandon Heath, San Diego State

ESPN/CoSIDA

Academic All-District 8

Second-Team - Chris Jackson, Utah

Second-Team - Louis Amundson, UNLV

2006-07 HONORS

NABC

All-District 13

First-Team - Dan Nwaelele, Air Force

First-Team - Keena Young, BYU

First-Team - Jason Smith, Colorado State

First-Team - Brandon Heath, San Diego State

Second-Team - Jacob Burtschi, Air Force

Second-Team - Luke Nevill, Utah

Second-Team - Brandon Ewing, Wyoming

All-District 15

Second-Team - Wendell White, UNLV

USBWA

All-District

Jacob Burtschi, Air Force

Keena Young, BYU

Jason Smith, Colorado State

Brandon Heath, San Diego State

Wendell White, UNLV

Luke Nevill, Utah

Brandon Ewing, Wyoming

ASSOCIATED PRESS

All-American

Honorable Mention - Keena Young, BYU

2007-08 HONORS

NABC

All-District 13

First-Team - Lee Cummard, BYU

First-Team - Trent Plaisted, BYU

First-Team - J.R. Giddens, New Mexico

Second-Team - Lorenzo Wade, San Diego State

Second-Team - Luke Nevill, Utah

Second-Team - Brandon Ewing, Wyoming

All-District 15

Second-Team - Wink Adams, UNLV

USBWA

District 8 Player of the Year

J.R. Giddens, New Mexico

District 8 Coach of the Year

Lon Kruger, UNLV

All-District 8

Lee Cummard, BYU

Trent Plaisted, BYU

J.R. Giddens, New Mexico

Wink Adams, UNLV

Brandon Ewing, Wyoming

ASSOCIATED PRESS

All-America

Honorable Mention - Lee Cummard, BYU

Honorable Mention - J.R. Giddens, New Mexico



New Mexico's J.R. GIDDENS averaged 16.3 points and 8.8 rebounds while helping lead the Lobos to a 24-9 record in 2007-08, earning him the District 8 Player of the Year award by the United States Basketball Writers Association.



UNLV's LON KRUGER was tabbed the 2007-08 District 8 Coach of the Year by the United States Basketball Writers Association after guiding the Runnin' Rebels to a 27-8 record and their second consecutive NCAA Tournament appearance.

NATIONAL/ACADEMIC HONORS

ALL-TIME WOODEN AWARD RECIPIENTS

YEAR	PLAYER, TEAM
1977	Marques Johnson, UCLA
1978	Phil Ford, North Carolina
1979	Larry Bird, Indiana State
1980	Darrell Griffith, Louisville
1981	Danny Ainge, BYU
1982	Ralph Sampson, Virginia
1983	Ralph Sampson, Virginia
1984	Michael Jordan, North Carolina
1985	Chris Mullin, St. John's
1986	Walter Berry, St. John's
1987	David Robinson, U.S. Naval Academy
1988	Danny Manning, Kansas
1989	Sean Elliott, Arizona
1990	Lionel Simmons, La Salle
1991	Larry Johnson, UNLV
1992	Christian Laettner, Duke
1993	Calbert Cheaney, Indiana
1994	Glenn Robinson, Purdue
1995	Ed O'Bannon, UCLA
1996	Marcus Camby, Massachusetts
1997	Tim Duncan, Wake Forest
1998	Antawn Jamison, North Carolina
1999	Elton Brand, Duke
2000	Kenyon Martin, Cincinnati
2001	Shane Battier, Duke
2002	Jason Williams, Duke
2003	T.J. Ford, Texas
2004	Jameer Nelson, St. Joseph's
2005	Andrew Bogut, Utah
2006	J.J. Redick, Duke
2007	Kevin Durant, Texas
2008	Tyler Hansbrough, North Carolina

ALL-TIME NAISMITH AWARD RECIPIENTS

YEAR	PLAYER, TEAM
1969	Lew Alcindor, UCLA
1970	Pete Maravich, LSU
1971	Austin Carr, Notre Dame
1972	Bill Walton, UCLA
1973	Bill Walton, UCLA
1974	Bill Walton, UCLA
1975	David Thompson, N.C. State
1976	Scott May, Indiana
1977	Marques Johnson, UCLA
1978	Butch Lee, Marquette
1979	Larry Bird, Indiana State
1980	Mark Aguirre, DePaul
1981	Ralph Sampson, Virginia
1982	Ralph Sampson, Virginia
1983	Ralph Sampson, Virginia
1984	Michael Jordan, North Carolina
1985	Patrick Ewing, Georgetown
1986	Johnny Dawkins, Duke
1987	David Robinson, U.S. Naval Academy
1988	Danny Manning, Kansas
1989	Danny Ferry, Duke
1990	Lionel Simmons, La Salle
1991	Larry Johnson, UNLV
1992	Christian Laettner, Duke
1993	Calbert Cheaney, Indiana
1994	Glenn Robinson, Purdue
1995	Joe Smith, Maryland
1996	Marcus Camby, Massachusetts
1997	Tim Duncan, Wake Forest
1998	Antawn Jamison, North Carolina
1999	Elton Brand, Duke
2000	Kenyon Martin, Cincinnati
2001	Shane Battier, Duke
2002	Jason Williams, Duke
2003	T.J. Ford, Texas
2004	Jameer Nelson, St. Joseph's
2005	Andrew Bogut, Utah
2006	J.J. Redick, Duke
2007	Kevin Durant, Texas
2008	Tyler Hansbrough, North Carolina



ANDREW BOGUT, Utah
2005 John R. Wooden Award Recipient
Coach John Wooden's ideas of the "total basketball player" inspired the design of the John R. Wooden Award trophy. The concept for the trophy originated with Wooden Award Chairman Richard "Duke" Llewellyn, a long-time friend of Coach Wooden's and then athletic director at The Los Angeles Athletic Club.

NCAA PLAYER OF THE YEAR

1981 – Danny Ainge, BYU

EASTMAN AWARD

1981 – Danny Ainge, BYU

CHUCK TAYLOR AWARD

(NATION'S BEST PLAYER)

1943 – Kenny Sailors, Wyoming

HELMS COLLEGIATE PLAYER OF THE YEAR

1946 – Bill Strannigan, Wyoming

FRANCES POMEROY NAISMITH AWARD

(6- FEET & UNDER)

1977 – Jeff Jonas, Utah

1994 – Greg Brown, New Mexico

OLYMPIANS

1980 – Danny Vranes (USA), Utah

1988 – Luc Longley (Australia), New Mexico

1992 – Ma Jian (China), Utah

1996 – Daniel Santiago (Puerto Rico), New Mexico

2000 – Mark Dickel (New Zealand), UNLV

2004 – Andrew Bogut (Australia), Utah

2008 – Andrew Bogut (Australia), Utah

NCAA POSTGRADUATE SCHOLARSHIP

- 1968 – Lyndon MacKay, Utah
- 1970 – James Cooper, Air Force
- 1971 – Mike Newlin, Utah
- 1973 – Tom Blase, Air Force
- 1973 – Tommy Roberts, New Mexico
- 1974 – Rich Nickelson, Air Force
- 1977 – Jeff Jonas, Utah
- 1978 – Tom Schneeberger, Air Force
- 1986 – Rich Strong, Colorado State
- 1992 – Brent Roberts, Air Force
- 1993 – Brad Boyer, Air Force
- 1998 – Drew Hansen, Utah

COSIDA ACADEMIC ALL-AMERICANS

FIRST TEAM

- 1968 – Ron Becker, New Mexico
- 1968 – Cliff Parsons, Air Force
- 1969 – Ron Becker, New Mexico
- 1970 – Mark Bean, Air Force
- 1970 – Ron Becker, New Mexico
- 1970 – James Cooper, Air Force
- 1970 – Mike Newlin, Utah
- 1971 – Mike Newlin, Utah
- 1971 – Tommy Roberts, New Mexico
- 1972 – Tommy Roberts, New Mexico
- 1973 – Tom Blasé, Air Force
- 1973 – Steve Garst, Air Force
- 1973 – Rich Nickelson, Air Force
- 1973 – Tommy Roberts, New Mexico
- 1973 – Mark Saiers, New Mexico
- 1974 – Mark Saiers, New Mexico
- 1975 – Steve Copp, San Diego State
- 1976 – Steve Copp, San Diego State
- 1975 – Rich Pokorski, New Mexico
- 1976 – Greg Schneider, Air Force
- 1978 – Tom Schneeberger, Air Force
- 1982 – Devin Durrant, BYU
- 1863 – Devin Durrant, BYU
- 1984 – Devin Durrant, BYU
- 1987 – Michael Smith, BYU
- 1988 – Michael Smith, BYU
- 1989 – Michael Smith, BYU
- 1990 – Andy Toolson, BYU
- 1995 – Russell Larsen, BYU
- 1998 – Michael Doleac, Utah

SECOND TEAM

- 1977 – Jeff Jonas, Utah
- 1999 – Hanno Mättöla, Utah

THIRD TEAM

- 1998 – Drew Hansen, Utah
- 2000 – Hanno Mättöla, Utah

NATIONAL HONORS



ALL-AMERICANS

AIR FORCE

- 1959 – Bob Beckel (Helms Athletic Foundation)
- 1968 – Cliff Parsons (Helms Athletic Foundation)
- 1990 – Raymond Dudley (Honorable mention-*Basketball Times*)
- 1995 – Otis Jones (Honorable mention-*Basketball Times*)
- 2004 – Nick Welch (Honorable mention AP)

BYU

- 1950 – Joe Nelson (Second-team Helms Athletic Foundation, Globetrotters Tour)
- 1951 – Mel Hutchins (First-team *Look Magazine*, Converse, Helms Athletic Foundation, *The Sporting News*; Third-team UPI)
- 1953 – Joe Richey (First-team *Look Magazine*; Second-team *Colliers*)
- 1954 – Dean Larsen (Helm Athletic Foundation)
- 1956 – Terry Tebbs (First-team UPI Little All-American)
- 1956 – Tom Steinke (First-team UPI Little All-American; Second-team Helms Athletic Foundation)
- 1965 – John Fairchild (Helms Athletic Foundation, *Look Magazine*)
- 1966 – Dick Nemelka (First-team *Look Magazine*, Converse)
- 1971-73 – Kresimir Cosic (UPI, Converse, Helms Athletic Foundation, Citizen Saving Athletes Foundation)
- 1977-81 – Danny Ainge (First-team UPI, AP, *Basketball Coaches*)
- 1982-84 – Devin Durant (Second-team AP; Third-team UPI)
- 1988 – Michael Smith (Second-team UPI; Third-team AP)
- 1989 – Michael Smith (Third-team *Basketball Weekly*)
- 1991 – Shawn Bradley (First-team *Basketball Times* Freshman team)
- 2001 – Mekeli Wesley (Honorable mention AP)
- 2007 – Keena Young (Honorable mention AP)
- 2008 – Lee Cummard (Honorable mention AP)

COLORADO STATE

- 1963 – Bill Green

NEW MEXICO

- 1967 – Mel Daniels
- 1968 – Ron Nelson (Helms Athletic Foundation)
- 1971 – Willie Long (Helms Athletic Foundation)
- 1978 – Michael Cooper
- 1998 – Kenny Thomas (*Basketball Times*)
- 2005 – Danny Granger (Honorable mention AP)
- 2008 – J.R. Giddens (Honorable mention AP)

SAN DIEGO STATE

- 1939 – Milton Phelps (Honorable Mention NAIA Little All-American)
- 1940 – Milton Phelps (First-team NAIA Little All-American)
- 1940 – Don DeLauer (First-team NAIA Little All-American)
- 1941 – Milton Phelps (First-team NAIA Little All-American; First-team Helms All-American)
- 1941 – Kenny Hale (First-team NAIA Little All-American)
- 1941 – Dick Mitchell (Second-team NAIA Little All-American)
- 1941 – Harry Hodgetts (Second-team NAIA Little All-American)
- 1967 – Al Skalecky (Third-team NAIA Little All-American; Honorable mention AP and UPI)
- 1967 – Bob Lundgren (Honorable mention UPI)
- 1983 – Michael Cage (Honorable mention AP and UPI)
- 1984 – Michael Cage (Second-team AP, UPI, and *Basketball Weekly*)
- 2006 – Brandon Heath (Honorable mention AP)

UNLV

- 1975 – Ricky Sobers (First-team Citizen Foundation)
- 1976 – Eddie Ownes (First-team Independent, Citizen Foundation)
- 1977 – Glen Gondrezick (Honorable mention AP, UPI)
- 1978 – Reggie Theus (Second-team *Basketball Weekly*)
- 1983 – Sidney Green (First-team USBWA, Second-team *Basketball Times*, *The Sporting News*, Third-team UPI, NABC)
- 1987 – Armon Gilliam (Second-team AP, UPI, NABC, USBWA)
- 1990 – Larry Johnson (First-team AP, UPI, USBWA)
- 1990 – Greg Anthony (Honorable mention AP, UPI)
- 1990 – David Butler (Honorable mention AP)
- 1990 – Anderson Hunt (Honorable mention AP, UPI)
- 1991 – George Ackles (Honorable mention AP)
- 1991 – Greg Anthony (Honorable mention AP, UPI)
- 1991 – Anderson Hunt (Honorable mention AP, UPI)
- 1991 – Stacey Augmon (First-team Wooden, AP, Eastman-Kodak)
- 1991 – Larry Johnson (First-team Eastman-Kodak, Wooden, UPI, AP, Naismith, *Basketball Times*, USBWA, *Basketball Weekly*, *The Sporting News*)
- 1991 – Stacey Augmon (Second-team UPI, USBWA, *Basketball Weekly*)
- 1992 – Elmore Spencer (Honorable mention AP)
- 1993 – J.R. Rider (Second-team AP, UPI, USBWA, *Basketball Weekly*)
- 1993 – Dedan Thomas (Honorable mention AP)
- 2003 – Marcus Banks (Honorable mention AP)

UTAH

- 1936 – Bill Kinner, Utah (consensus)
- 1944 – Arnie Ferrin, Utah
- 1945 – Arnie Ferrin, Utah (consensus)
- 1947 – Arnie Ferrin, Utah
- 1947 – Vern Gardner, Utah
- 1948 – Arnie Ferrin, Utah
- 1949 – Vern Gardner, Utah
- 1961 – Billy McGill, Utah
- 1962 – Billy McGill, Utah (consensus)
- 1975 – Luther "Ticky" Burden, Utah
- 1981 – Danny Vranes, Utah
- 1996 – Keith Van Horn, Utah
- 1997 – Keith Van Horn, Utah (consensus)
- 1998 – Michael Doleac, Utah
- 1998 – Andre Miller, Utah
- 1999 – Andre Miller, Utah (consensus)
- 2005 – Andrew Bogut, Utah (consensus)

WYOMING

- 1934 – Ed McGinty (AAU)
- 1934 – Art Haman (AAU)
- 1934 – John Kimball (AAU)
- 1934 – Haskell Leuty (AAU)
- 1934 – Les Witte (AAU)
- 1941 – Bill Strannigan (First-team Chuck Taylor)
- 1942 – Bill Strannigan (AAU)
- 1943 – Bill Strannigan (AAU)
- 1943 – Kenny Sailors (AAU)
- 1943 – Milo Komnich
- 1943 – Jim Weir
- 1946 – Bill Strannigan (AAU)
- 1952 – Moe Radovich (Second-team Helms Athletic Foundation)
- 1956 – Joe Capua (First-team UPI Little All American, Helms Athletic Foundation)
- 1959 – Tony Windis
- 1963-65 – Flynn Robinson (First-team Helms Athletic Foundation, Chuck Taylor; *Look Magazine*)
- 1982 – Bill Garnett (USBWA; Second-team *The Sporting News*)



POLL HISTORY

ASSOCIATED PRESS/UPI/USA TODAY

ASSOCIATED PRESS POLL

(Writers and Broadcasters)

YEAR	TEAM	RANKING
1949	Utah	12th
	Wyoming	17th
1951	BYU	11th
1952	Wyoming	16th
1955	Utah	7th
1956	Utah	18th
1959	Utah	18th
1960	Utah	6th
1961	Utah	11th
1962	Utah	7th
1965	BYU	9th
1968	New Mexico	6th
1971	BYU	20th
1972	BYU	9th
1974	Utah	15th
1975	UNLV	17th
1976	UNLV	3rd
1977	UNLV	4th
	Utah	14th
1978	New Mexico	12th
	Utah	14th
1980	BYU	12th
1981	Utah	14th
	BYU	16th
	Wyoming	17th
1983	UNLV	6th
1984	UNLV	13th
1985	UNLV	9th
1986	UNLV	11th
1987	UNLV	1st
1988	UNLV	12th
	Wyoming	13th
	BYU	19th
1989	UNLV	15th
1990	UNLV	2nd
1991	UNLV	1st
1992	UNLV	7th
	Utah	10th
1993	Utah	19th
	New Mexico	21st

	UNLV	25th
1995	Utah	19th
1996	Utah	12th
	New Mexico	23rd
1997	Utah	2nd
	New Mexico	11th
1998	Utah	7th
	New Mexico	18th
1999	Utah	6th
	New Mexico	25th
2005	Utah	18th
2007	UNLV	19th
	BYU	24th

UNITED PRESS INTERNATIONAL POLL

(1951-1992)


YEAR	TEAM	RANKING
1950	BYU	10th
1952	Wyoming	10th
1953	Wyoming	T14th
	BYU	19th
1954	Colorado State	13th
1955	Utah	4th
1956	Utah	13th
1957	BYU	14th
1958	Wyoming	T19th
1959	Utah	14th
1969	Utah	5th
1961	Utah	13th
1962	Utah	10th
1964	New Mexico	T16th
1965	BYU	6th
1966	Utah	12th
	BYU	T19th
1967	New Mexico	18th
1968	New Mexico	7th
	Utah	18th
1969	Wyoming	T17th
	Colorado State	19th
1971	BYU	T11th
1972	Brigham Young	9th
1974	New Mexico	18th

1975	UNLV	T14th
1976	UNLV	4th
1977	UNLV	6th
	Utah	10th
1978	New Mexico	4th
	Utah	18th
1980	BYU	12th
1981	Utah	10th
	Wyoming	16th
	BYU	17th
1982	Wyoming	15th
1983	UNLV	6th
1984	UNLV	13th
1985	UNLV	9th
1986	UNLV	10th
1987	UNLV	1st
	Wyoming	17th
1988	UNLV	11th
	Wyoming	14th
	BYU	17th
1989	UNLV	14th
1990	UNLV	2nd
1991	UNLV	1st
	Utah	10th
1992	UNLV	7th

USA TODAY/ESPN COACHES POLL

YEAR	TEAM	RANKING
1993	Utah	16th
	UNLV	19th
1995	Utah	22nd
1996	Utah	12th
	New Mexico	25th
1997	Utah	6th
	New Mexico	19th
1998	Utah	2nd
	New Mexico	21st
1999	Utah	10th
2007	UNLV	14th

(formerly USA Today/CNN Coaches Poll)



The 1989-90 UNLV team won the NCAA National Championship

NBA DRAFT HISTORY



AIR FORCE/BYU

AIR FORCE

YEAR	PLAYER	ROUND	PICK NO.	TEAM
1969	Cliff Parsons	18	210	Atlanta Hawks
1978	Tom Schnaebarger	9	183	Denver Nuggets

BYU

YEAR	PLAYER	ROUND	PICK NO.	TEAM
1948	Brady Walker	—	—	Providence Steamrollers
1948	Joe Nelson	—	—	Philadelphia Warriors
1949	Bill Weight	—	—	Boston Celtics
1950	Joe Nelson	—	—	Rochester Royals
1951	Mel Hutchins	1	—	Tri-Cities Blackhawks
1951	Roland Minson	—	—	New York Knicks
1952	Jerry Romney	—	—	Rochester Royals
1953	Harold Christensen	—	—	Minneapolis Lakers
1953	Joe Richey	—	—	Minneapolis Lakers
1954	Phil Larsen	—	—	Fort Wayne Pistons
1956	Hershel Pederson	—	—	St. Louis Hawks
1959	John Nicoll	13	82	New York Knicks
1965	John Fairchild	2	12	Los Angeles Lakers
1966	Jeff Congdon	4	32	Detroit Pistons
1966	Dick Nemelka	5	44	St. Louis Hawks
1967	Craig Raymond	1	12	Philadelphia 76ers
1968	Jim Eakins	5	57	San Francisco Warriors
1969	Kari Liimbo	7	97	Los Angeles Lakers
1970	Paul Ruffner	2	28	Chicago Bulls
1970	Doug Howard	11	179	Chicago Bulls
1971	Steve Kelly	7	113	Detroit Pistons
1972	Bernie Fryer	7	109	Phoenix Suns
1972	Kresimir Cosic	10	144	Portland Trailblazers
1973	Kresimir Cosic	5	84	Los Angeles Lakers
1973	Kalevi Sarkalahti	13	186	Phoenix Suns
1973	Phil Tollestrop	20	211	Buffalo Braves
1974	Doug Richards	7	110	Portland Trailblazers
1977	Jay Chessman	6	123	Chicago Bulls
1977	Vern Thompson	8	155	Atlanta Hawks
1980	Alan Taylor	4	72	Utah Jazz
1981	Danny Ainge	2	31	Boston Celtics
1981	Steve Craig	5	114	Philadelphia 76ers
1982	Fred Roberts	2	27	Milwaukee Bucks
1982	Steve Trumbo	3	49	Utah Jazz
1983	Greg Kite	1	21	Boston Celtics
1984	Devin Durrant	2	25	Indiana Pacers
1984	Brett Applegate	4	88	Portland Trailblazers
1985	Timo Saarelainen	5	115	Los Angeles Lakers
1987	Tom Gneiting	6	124	Seattle Supersonics
1989	Michael Smith	1	13	Boston Celtics
1993	Shawn Bradley	1	2	Philadelphia 76ers
2003	Travis Hansen	2	37	Atlanta Hawks
2004	Rafael Araujo	1	8	Toronto Raptors
2008	Trent Plaisted*	2	46	Seattle Supersonics

*Rights traded to Detroit Pistons



RAFAEL ARAUJO
Toronto Raptors
(BYU, 2002-04)



JASON SMITH
Miami Heat
(Traded to Philadelphia 76ers on draft day)
(Colorado State, 2004-07)



NBA DRAFT HISTORY

COLORADO STATE/NEW MEXICO

COLORADO STATE

YEAR	PLAYER	ROUND	PICK NO.	TEAM
1951	*Glen Anderson	—	—	Syracuse Nationals
1951	*Bill Gossett	—	—	Tri-Cities Blackhawks
1963	Bill Green	1	8	Boston Celtics
1966	Lonnie Wright	6	54	St. Louis Hawks
1967	Bob Rule	2	19	Seattle Supersonics
1967	Dan Schlueter	6	63	San Francisco Warriors
1967	Sonny Bustion	7	75	San Francisco Warriors
1969	Floyd Kerr	3	30	Phoenix Suns
1969	Lloyd Kerr	3	39	Phoenix Suns
1969	Mike Davis	12	162	Cincinnati Royals
1970	Cliff Shegogg	7	111	Buffalo Braves
1971	Rick Fisher	2	27	Portland Trailblazers
1971	Mike Childress	6	86	Cleveland Cavaliers
1973	Gary Rhodes	5	75	Houston Rockets
1978	Larry Paige	7	147	Los Angeles Lakers
1978	Alan Cunningham	8	169	Philadelphia 76ers
1980	Barry Young	9	185	New Jersey Nets
1982	Ed Hughes	7	140	San Diego Clippers
1983	Mark Steele	6	138	Los Angeles Lakers
1989	Pat Durham	2	35	Dallas Mavericks
1996	Joe Vogel	2	45	Seattle Supersonics
2007	Jason Smith [^]	1	20	Miami Heat

*Colorado A&M

[^]Rights traded to Philadelphia 76ers

NEW MEXICO

YEAR	PLAYER	ROUND	PICK NO.	TEAM
1956	Toby Roybal	11	—	New York Knicks
1963	Ira Harge	7	57	Detroit Pistons
1964	Ira Harge	2	11	Philadelphia 76ers
1967	Mel Daniels	1	9	Cincinnati Royals
1967	Bill Morgan	11	119	San Francisco Warriors
1967	Ben Monroe	12	127	Los Angeles Lakers
1968	Ron Nelson	3	26	Baltimore Bullets
1969	Ron Sanford	4	51	Cincinnati Royals
1970	Greg Howard	1	10	Phoenix Suns
1970	Ron Becker	10	168	Baltimore Bullets
1970	Ron Sanford	14	212	Los Angeles Lakers
1971	Willie Long	2	35	Cleveland Cavaliers
1973	Darryl Minnefield	4	53	Philadelphia 76ers
1974	Bernard Hardin	5	74	Portland Trail Blazers
1978	Marvin Johnson	2	31	Chicago Bulls
1978	Michael Cooper	3	60	Los Angeles Lakers
1978	Willie Howard	7	139	New Orleans Jazz
1979	Phil Abney	6	113	New York Knicks
1979	Russell Saunders	10	200	Kansas City Kings
1980	Larry Belin	5	102	Portland Trail Blazers
1980	Everette Jefferson	6	130	Houston Rockets
1981	Kenny Page	4	96	Cleveland Cavaliers
1984	Phil Smith	4	89	Detroit Pistons
1984	Tim Garrett	7	145	Washington Bullets
1986	Johnny Brown	7	146	Los Angeles Clippers
1987	Kelvin Scarborough	6	123	Denver Nuggets
1991	Luc Longley	1	7	Minnesota Timberwolves
1997	Charles Smith	1	26	Miami Heat
1999	Kenny Thomas	1	22	Houston Rockets
2005	Danny Granger	1	17	Indiana Pacers
2008	J.R. Giddens	1	30	Boston Celtics



J.R. GIDDENS
Boston Celtics
(New Mexico, 2006-08)



DANNY GRANGER
(pictured with NBA Commissioner David Stern)
Indiana Pacers
(New Mexico, 2003-05)

NBA DRAFT HISTORY



SAN DIEGO STATE/TCU/UNLV

SAN DIEGO STATE

YEAR	PLAYER	ROUND	PICK NO.	TEAM
1950	Dick Barnes	5	—	New York Knicks
1954	Bob Brady	—	—	Philadelphia Warriors
1960	Bernie Finlay	9	67	Syracuse Nationals
1968	Dave Miller	17	198	San Diego Rockets
1971	Gary Schneider	19	236	San Diego Rockets
1972	Jimmy Wilkins	11	157	Portland Trailblazers
1973	Chris McMurray	12	178	Cleveland Cavaliers
1976	Steve Copp	3	42	New Orleans Jazz
1976	Bob Kovach	9	142	Atlanta Hawks
1976	Ken Smith	10	173	Golden State Warriors
1978	Joel Kramer	3	63	Phoenix Suns
1978	Steve Malovic*	7	149	Phoenix Suns
1979	Kim Goetz	2	34	New York Knicks,
1979	Mike Dodd	9	176	San Diego Clippers
1981	Tony Gwynn	10	210	San Diego Clippers
1983	Keith Smith	10	209	San Diego Clippers
1984	Michael Cage	1	14	Los Angeles Clippers
1985	Leonard Allen	3	50	Dallas Mavericks
1986	Anthony Watson	4	87	Denver Nuggets
1986	Steffond Johnson	5	100	Los Angeles Clippers
2002	Randy Holcomb!	2	57	San Antonio Spurs

*Declined to sign and remained at SDSU. In 1979, rights were traded to Washington Bullets for a first and a third round pick. !Traded to Philadelphia 76ers



MARCUS BANKS
 Memphis Grizzlies
 (Traded to Boston Celtics on draft day)
 (UNLV, 2001-03)

TCU

YEAR	PLAYER	ROUND	PICK NO.	TEAM
1950	Gene Schmidt	—	—	Houston Rockets
1952	George McLeod	—	—	Milwaukee Braves
1955	Ray "Shag" Warren	—	—	Fort Wayne Pistons
1957	Dick O'Neal	2	16	Boston Celtics
1959	Ronny Stevenson	4	27	Philadelphia 76ers
1959	H.E. Kirchner	5	33	Cincinnati Royals
1966	Gary Turner	3	28	Boston Celtics
1970	Doug Boyd	8	127	Portland Trailblazers
1971	Eugene Kennedy	9	139	Portland Trailblazers
1983	Darrell Browder	4	71	Houston Rockets
1983	Doug Arnold	4	76	Utah Jazz
1987	Carven Holcombe	4	80	Cleveland Cavaliers
1987	Carl Lott	5	98	Cleveland Cavaliers
1987	Jamie Dixon	7	149	Washington Bullets
1992	Reggie Smith	2	31	Portland Trailblazers
1995	Kurt Thomas	1	10	Miami Heat
1999	Lee Nailon	2	43	Charlotte Hornets

UNLV

YEAR	PLAYER	ROUND	PICK NO.	TEAM
1967	Elburt Miller	7	78	San Diego Rockets
1968	John Q. Trapp	2	15	San Diego Rockets
1968	Elburt Miller	8	106	Milwaukee Bucks
1968	Jerry Chandler	11	140	San Francisco Warriors
1970	Lou Small	9	137	San Francisco Warriors
1970	Bruce Chapman	10	155	Detroit Pistons
1971	Odis Allison	5	76	San Francisco Warriors
1974	Bob Florence	8	139	Los Angeles Lakers
1975	Ricky Sobers	1	16	Phoenix Suns
1976	Boyd Batts	7	110	New York Knicks
1977	Glen Gondrezick	2	26	New York Knicks
1977	Eddie Owens	2	31	Kansas City Kings
1977	Larry Moffett	2	34	Houston Rockets
1977	Sam Smith	3	48	Atlanta Hawks
1977	Robert Smith	3	65	Denver Nuggets
1977	Lewis Brown	4	69	Milwaukee Bucks
1978	Reggie Theus	1	9	Chicago Bulls
1978	Jackie Robinson	4	67	Houston Rockets
1978	Brent Vroman	4	87	Philadelphia 76ers
1978	Tony Smith	7	143	Cleveland Cavaliers
1978	Earl Evans	8	157	Detroit Pistons
1979	Flintie Williams	5	92	Detroit Pistons
1979	Tony Smith	6	115	New Jersey Nets
1979	Eddie McLeod	9	182	San Antonio Spurs
1982	Michael Burns	8	168	Chicago Bulls
1983	Sidney Green	1	5	Chicago Bulls
1983	Larry Anderson	3	56	Cleveland Cavaliers
1984	Jeff Collins	4	82	Phoenix Suns
1984	Paul Brozovich	8	169	Golden State Warriors
1984	Danny Tarkanian	8	170	San Antonio Spurs
1984	Eric Booker	8	178	Utah Jazz
1985	Richie Adams	4	81	Washington Bullets
1985	Ed Catchings	7	155	Dallas Mavericks
1985	Frank James	7	156	Detroit Pistons
1986	Anthony Jones	1	21	Washington Bullets
1986	John Flowers	6	126	Sacramento Kings
1987	Armon Gilliam	1	2	Phoenix Suns
1987	Freddie Banks	2	24	Detroit Pistons
1987	Gary Graham	6	126	Indiana Pacers
1988	Gerald Paddio	3	74	Boston Celtics
1991	Larry Johnson	1	1	Charlotte Hornets
1991	Stacey Augmon	1	9	Atlanta Hawks
1991	Greg Anthony	1	12	New York Knicks
1991	George Ackles	2	29	Miami Heat
1992	Elmore Spencer	1	25	Los Angeles Clippers
1993	J.R. Rider	1	5	Minnesota Timberwolves
1998	Keon Clark	1	13	Orlando Magic
1999	Shawn Marion	1	9	Phoenix Suns
2003	Marcus Banks*	1	13	Memphis Grizzlies

*Rights traded to Boston Celtics



NBA DRAFT HISTORY

UTAH/WYOMING

UTAH

YEAR	PLAYER	ROUND	PICK NO.	TEAM
1947	Wat Misaka	-	-	New York Knicks
1948	Arnold Ferrin	-	-	Minneapolis Lakers
1949	Vern Gardner	-	-	Philadelphia Warriors
1951	Glen Duggins	-	-	Baltimore Bullets
1952	Glenn Smith	-	-	Philadelphia Warriors
1956	Gary Bergen	-	-	New York Knicks
1956	Art Bunte	-	-	New York Knicks
1958	Milt Kane	8	59	New York Knicks
1962	Billy McGill	1	1	Chicago Zephyrs
1964	Doug Moon	13	94	Baltimore Bullets
1966	Jerry Chambers	1	7	L.A. Lakers
1966	George Fisher	6	51	New York Knicks
1968	Jeff Ockel	3	24	Seattle Supersonics
1968	Merv Jackson	9	120	Phoenix Suns
1968	Walt Simon	12	149	Seattle Supersonics
1971	Mike Newlin	2	24	San Diego Rockets
1971	Ken Gardner	5	82	Phoenix Suns
1972	Mark Soderberg	12	172	Phoenix Suns
1974	Mike Sojourner	1	10	Atlanta Hawks
1974	Tyrone Medley	5	79	Atlanta Hawks
1975	Luther Burden	2	26	New York Knicks
1976	Doug Terry	8	124	Atlanta Hawks
1977	Jack Jones	4	86	Philadelphia 76ers
1978	Buster Mathoney	2	28	Houston Rockets
1978	Jeff Judkins	2	30	Boston Celtics
1979	Greg Deane	4	67	Utah Jazz
1979	Coby Leavitt	9	180	Philadelphia 76ers
1980	Coby Leavitt	6	134	Phoenix Suns
1981	Danny Vranes	1	5	Seattle Supersonics
1981	Tom Chambers	1	8	San Diego Clippers
1981	Karl Bankowski	6	116	Dallas Mavericks
1983	Pace Mannion	2	43	Golden State Warriors
1983	Peter Williams	7	145	Golden State Warriors
1984	Chris Winans	8	177	New Jersey Nets
1993	Josh Grant	2	43	Denver Nuggets
1993	Byron Wilson	2	54	Phoenix Suns
1997	Keith Van Horn*	1	2	Philadelphia 76ers
1998	Michael Doleac	1	12	Orlando Magic
1999	Andre Miller	1	8	Cleveland Cavaliers
2000	Hanno Möttölä	2	40	Atlanta Hawks
2005	Andrew Bogut	1	1	Milwaukee Bucks

*Traded to the New Jersey Nets shortly after the draft.

WYOMING

YEAR	PLAYER	ROUND	PICK NO.	TEAM
1949	Ron Livingston	-	-	Baltimore Bullets
1950	John Pitch	-	-	Baltimore Bullets
1950	Jerry Reed	-	-	Baltimore Bullets
1950	Loy Doty	-	-	Tri-Cities Blackhawks
1950	Keith Bloom	-	-	Tri-Cities Blackhawks
1952	Cliff Haag	-	-	Minneapolis Lakers
1952	Moe Robinson	-	-	Philadelphia Warriors
1954	Ron Rivers	-	-	New York Knicks
1955	Harry Jorgensen	-	-	Rochester Royals
1956	Ed Huse	-	-	St. Louis Hawks
1959	Tony Windis	5	32	Detroit Pistons
1965	Flynn Robinson	2	11	Cincinnati Royals
1966	Leon Clark	2	18	Boston Celtics
1968	Mike Eberle	16	195	Los Angeles Lakers
1969	Harry Hall	12	159	Chicago Bulls
1970	Carl Ashley	9	146	Phoenix Suns
1971	Willie Robinson	13	202	Detroit Pistons
1975	Stan Boyer	7	123	Golden State Warriors
1981	Charles Bradley	1	23	Boston Celtics
1981	Kenneth Ollie	9	188	Utah Jazz
1982	Bill Garnett	1	4	Dallas Mavericks
1982	Chris Engler	3	60	Golden State Warriors
1983	Mike Jackson	4	84	Kansas City Kings
1984	Tony Martin	6	123	Golden State Warriors
1988	Eric Leckner	1	17	Utah Jazz
1988	Fennis Dembo	2	30	Detroit Pistons
1995	Theo Ratliff	1	18	Detroit Pistons



ANDREW BOGUT pictured with NBA Commissioner David Stern. Bogut, who played two seasons for Utah (2003-05), was the No. 1 overall pick of the Milwaukee Bucks April 25, 2005.