



10  
MOUNTAIN WEST  
1999 10TH ANNIVERSARY 2009



# AIR FORCE FALCONS

## QUICK FACTS

**Location:** .....United States Air Force Academy, Colo.  
**Superintendent:** .....Lt. Gen. John F. Regni  
**Faculty Representative:** .....Col. Mark Wells  
**Athletics Director:** .....Dr. Hans Mueh  
**Associate Athletics Director/SWA:** .....Marti Gasser  
**Enrollment:** .....4,400  
**Founded:** .....1954  
**Nickname:** .....Falcons  
**Colors:** .....Blue and Silver  
**Elevation:** .....7,163 feet  
**TV Market:** .....Colorado Springs/Pueblo (No. 93)

## TEAM FACTS

**Head Coach:** .....Jeff Reynolds (2nd year)  
**2007-08 Record (Home-Away-Neutral):** .....16-14 (12-4, 3-8, 1-2)  
**2007-08 Conference Record/Finish:** .....8-8/5th  
**2007-08 Postseason:** .....N/A  
**All-Time Record:** .....610-761 (.445)  
**NCAA Appearances/Record:** .....4/0-4  
**Last NCAA Appearance:** .....2006  
**NIT Appearances/Record:** .....1/3-1  
**Last NIT Appearance:** .....2007  
**Final AP/USA Today Ranking:** .....NR/NR  
**Letterwinners Returning/Lost:** .....11/5  
**Starters Returning/Lost:** .....3/2

## MEDIA RELATIONS

**Men's Basketball SID:** .....Jerry Cross  
**E-mail:** .....jerry.cross@usafa.edu  
**Office Phone:** .....(719) 333-3950  
**Cell Phone:** .....(719) 338-0804  
**Fax Number:** .....(719) 333-3798  
**Athletics Website:** .....www.goairforcefalcons.com

## ARENA FACTS

**Arena (Capacity):** .....Clune Arena (5,858)  
**Press Row Phone:** .....(719) 333-6467  
**Largest Crowd:** .....6,511 (vs. New Mexico, Jan. 9, 2007)  
**Year Opened:** .....1968  
**All-Time Arena Record:** .....338-210 (.617)

## 2007-08 ATTENDANCE FIGURES

Attendance	Games	Total	Avg.	Largest Crowd
Home	16	61,888	3,868	6,008 vs. Radford
Away & Neutral	14	103,695	7,407	17,427 at BYU
<b>Totals</b>	<b>30</b>	<b>165,583</b>	<b>5,519</b>	

## 2008-09 SCHEDULE

November			TV	Time
14	Fri.	Western State		7 p.m.
16	Sun.	Cal State Bakersfield		3 p.m.
22	Sat.	vs. UCCS (1)		5 p.m.
23	Sun.	vs. Wofford (1)		5 p.m.
26	Wed.	at Stanford		7:30 p.m.
30	Sun.	Norfolk State		3 p.m.
<b>December</b>				
3	Wed.	Northern Illinois		7 p.m.
6	Sat.	at Northern Colorado		7 p.m.
13	Sat.	Texas-Pan American		3 p.m.
22	Mon.	Texas Southern		7 p.m.
27	Sat.	vs. Portland (2)		2:30 p.m.
28	Sun.	vs. Dartmouth/at California (2)		TBD
31	Wed.	Stony Brook	The Mtn.	3 p.m.
<b>January</b>				
3	Sat.	San Diego State*		7 p.m.
10	Sat.	at New Mexico*	The Mtn.	7:30 p.m.
14	Wed.	Utah*	The Mtn.	8 p.m.
17	Sat.	TCU*	CBS C	1 p.m.
20	Tue.	at Colorado State*	The Mtn.	8 p.m.
27	Tue.	at Wyoming*	The Mtn.	6 p.m.
31	Sat.	UNLV*	VERSUS	2 p.m.
<b>February</b>				
3	Tue.	BYU*	The Mtn.	6 p.m.
7	Sat.	at San Diego State*	CBS C	7 p.m.
11	Wed.	New Mexico*	CBS C	8 p.m.
14	Sat.	at Utah*	The Mtn.	2 p.m.
18	Wed.	at TCU*		7 p.m.
21	Sat.	Colorado State*	The Mtn.	7 p.m.
28	Sat.	Wyoming*	The Mtn.	4 p.m.
<b>March</b>				
4	Wed.	at UNLV*	CBS C	7 p.m.
7	Sat.	at BYU*	The Mtn.	7 p.m.
11-14	Wed.-Sat.	Conoco MWC Championship (Las Vegas, Nev.)		

Home games in **bold**. \*Mountain West Conference game.  
All game times are local to site and subject to change.

(1) Reggie Minton Air Force Classic (USAF, Colo.)  
(2) Golden Bear Classic (Berkeley, Calif.)



Clune Arena



Lt. Gen. John F. Regni  
Superintendent



Col. Mark Wells  
Faculty Representative



Dr. Hans Mueh  
Athletics Director



Marti Gasser  
Associate A.D./SWA



Jerry Cross  
Men's Basketball SID

# AIR FORCE FALCONS



## HEAD COACH JEFF REYNOLDS



**Alma Mater:** .....UNC Greensboro, 1978  
**Hometown:** .....Mountain City, Tenn.  
**Born:** .....September, 1956  
**Playing Career:** .....Surry Community College, 1974-76; UNC-Greensboro, 1976-78  
**Overall Record:** .....98-48 (5 years)  
**School Record:** .....16-14 (1 year)  
**MWC Record:** .....8-8 (1 year)  
**MWC Tournament Record/Appearances:** .....0-1 (.000)/1 year  
**Overall Conf. Tournament Record/Appearances:** .....0-1 (.000)/1 year  
**NCAA Tournament Record/Appearances:** .....2/0-2  
**NIT Record/Appearances:** .....N/A

## AIR FORCE COACHING RECORDS (ALL-TIME)

Years	Record	Win Pct.	Coach
1956-71	177-175	.503	Bob Spear
1971-84	148-185	.444	Hank Egan
1984-00	150-296	.336	Reggie Minton
2000-04	51-63	.447	Joe Scott
2004-05	18-12	.600	Chris Mooney
2005-07	50-16	.758	Jeff Bzdelik
2007-08	16-14	.533	Jeff Reynolds
<b>Totals: 610-761 (.445) 51 seasons-1,371 games</b>			

## YEAR-BY-YEAR COACHING RECORD

Year	School	Overall	Conf. (Pl.)	Postseason
1985-86	N.C. Wesleyan	21-7	11-3 (1st, Dixie Inter. Conf.)	-
<b>Totals</b>	<b>1 year</b>	<b>21-7 (.750)</b>	<b>11-3 (.786)</b>	
1997-98	Wingate University	12-17	3-11 (T-7th, SAC)	-
1998-99	Wingate University	23-6	12-2 (1st, SAC)	NCAA D-II 1st Round
1999-00	Wingate University	26-4	13-3 (T-1st, SAC)	NCAA D-II 1st Round
<b>Totals</b>	<b>3 years</b>	<b>61-27 (.693)</b>	<b>28-16 (.636)</b>	
2007-08	Air Force	16-14	8-8 (5th, MWC)	-
<b>Totals</b>	<b>1 year</b>	<b>16-14 (.533)</b>	<b>8-8 (.500)</b>	
<b>Career</b>	<b>5 years</b>	<b>98-48 (.671)</b>	<b>47-27 (.635)</b>	

## AIR FORCE HISTORY

### REGULAR SEASON

**CONFERENCE CHAMPIONSHIPS:** .....1  
 2003-04

### CONFERENCE TOURNAMENT

**CHAMPIONSHIPS:** .....0

### CONFERENCE TOURNAMENT

**TITLE GAME APPEARANCES:** .....0

### NCAA TOURNAMENT APPEARANCES: .....4

1960                      1962                      2004                      2006

### NIT APPEARANCES: .....1

2007

## PREVIOUS COACHING EXPERIENCE

**Air Force** .....Assistant Coach (2005-07)  
**Tulane University** .....Assistant Coach (2000-05)  
**Wingate College** .....Head Coach (1997-2000)  
**UNC Greensboro** .....Assistant Coach (1995-97)  
**UNC Wilmington** .....Assistant Coach (1990-94)  
**Winthrop College** .....Assistant Coach (1986-90)  
**North Carolina Wesleyan** .....Head Coach (1985-86)  
**Randolph-Macon College** .....Assistant Coach (1982-85)  
**James Madison University** .....Assistant Coach (1981-82)

**Men's Basketball Office Phone:** .....(719) 333-3039

## REYNOLDS VS. MOUNTAIN WEST

vs. BYU .....0-2  
 vs. Colorado State .....2-0  
 vs. New Mexico .....0-2  
 vs. San Diego State .....1-2  
 vs. TCU .....2-0  
 vs. UNLV .....1-1  
 vs. Utah .....0-2  
 vs. Wyoming .....2-0  
**Total** .....8-9

## ASSISTANT COACHES

Kevin Carroll  
 2nd year (Berry College '00)  
 Dave Pilipovich  
 2nd year (Thiel College '86)  
 Rob Pryor  
 3rd year (Air Force '97)  
 Steve Snell  
 2nd year (Radford '88)  
 Capt. Tyron Wright  
 4th year (Air Force '00)



Kevin Carroll



Dave Pilipovich



Rob Pryor



Steve Snell

## AIR FORCE YEAR-BY-YEAR IN THE MWC

Year	Overall	MWC	H	A	MWC Finish	MWC Championship		Postseason
						Seed	Finish	
1999-00	8-20	4-10	3-4	1-6	7th	7	0-1	-
2000-01	8-21	3-11	3-4	0-7	8th	7	0-1	-
2001-02	9-19	3-11	3-4	0-7	T-7th	8	0-1	-
2002-03	12-16	3-11	3-4	0-7	8th	8	0-1	-
2003-04	22-7	12-2	7-0	5-2	1st	1	0-1	NCAA
2004-05	18-12	9-5	6-1	3-4	3rd	3	0-1	-
2005-06	24-7	12-4	8-0	4-4	T-2nd	2	0-1	NCAA
2006-07	26-9	10-6	7-1	3-5	T-3rd	4	0-1	NIT
2007-08	16-14	8-8	5-3	3-5	5th	5	0-1	-
<b>Totals</b>	<b>143-125</b>	<b>64-68</b>	<b>45-21</b>	<b>19-47</b>			<b>0-9</b>	



# AIR FORCE FALCONS

## 2008-09 ROSTER

No.	Name	Pos.	Ht.	Wt.	Yr.	Exp.	Hometown (Previous School)
1	Scott Stucky	G	6-2	180	Fr.	HS	Dublin, OH (Dublin Coffman HS)
2	Chase Anderson	G/F	6-5	198	Fr.	HS	Lawrenceville, GA (Mill Creek HS)
3	Brandon Provost	G	6-3	188	Fr.	HS	Houston, TX (Seven Lakes HS)
4	Saj El-Amin	G	6-2	200	Jr.	1L	Clearwater, FL (Dunedin HS)
10	Andrew Henke	G/F	6-6	215	Sr.	3L	Minnetonka, MN (Hopkins HS)
12	Jon Atkins	G	6-3	174	Fr.	HS	Las Vegas, NV (Trinity Christian HS)
13	Trevor Noonan	F	6-9	215	Fr.	HS	Broomfield, CO (Legacy HS)
15	Taylor Stewart	G/F	6-5	190	Fr.	HS	Lexington, KY (Lexington Catholic HS)
20	Tom Fow	F	6-6	195	So.	1L	Scottsdale, AZ (Notre Dame Prep)
21	Phillip Brown	C	6-7	230	So.	1L	Jonesboro, GA (Eagles Landing Academy)
22	Avery Merriex	G	6-2	180	Jr.	2L	Denver, CO (East HS)
24	Derek Brooks	F	6-5	185	So.	1L	Nathalie, VA (Halifax County HS)
31	Matt Holland	F	6-6	205	Sr.	2L	Dallas, TX (Pearce HS)
32	Shawn Hempsey	G	6-1	186	Fr.	HS	Encinitas, CA (La Costa Canyon HS)
33	Mike McLain	C	6-8	225	Jr.	1L	Portland, OR (Centennial HS)
34	Sammy Schafer	C	6-10	205	Fr.	HS	Oregon City, OR (Oregon City HS)
35	Evan Washington	G	6-4	190	So.	1L	Columbus, OH (Reynoldsburg HS)
42	Anwar Johnson	G/F	6-5	195	Sr.	3L	St. Gabriel, LA (LSU Univ. Lab School)
50	Grant Parker	F/C	6-7	215	Jr.	2L	Aurora, CO (Cherry Creek HS)

## FALCON CAREER LEADERS

Scoring	Years	Points
1. Raymond Dudley	1986-90	2,178
2. Otis Jones	1991-95	2,003
3. Tim Harris	1977-81	1,550
4. Bob Beckel	1956-59	1,526
5. Jarmica Reese	1994-98	1,385
6. Cliff Parsons	1966-69	1,374
7. Rick Simmons	1979-83	1,320
8. Antoine Hood	2002-06	1,307
9. Jarvis Croff	1998-01	1,216
10. Jacob Burtschi	2003-07	1,205

Rebounding	Years	Total
1. Reggie Jones	1977-81	776
2. Cliff Parsons	1966-69	720
3. Tom Bellairs	1999-03	694
4. Randy Gricius	1975-79	689
5. Bob Djokovich	1974-78	619
6. Tim Harris	1977-81	604
7. Jacob Burtschi	2003-07	600
8. Tom Schneeberger	1974-78	599
9. Mike Lockwood	1985-89	552
10. Rick Simmons	1979-83	545

## ROSTER BREAKDOWN

### Starters Returning (3)

Name	Pos.	Yr.	2007-08 Stats
Matt Holland	F	Sr.	5.0 ppg, 2.0 rpg, 0.6 apg
Anwar Johnson	G/F	Sr.	7.5 ppg, 3.6 rpg, 2.4 apg
Evan Washington	G	So.	6.9 ppg, 3.9 rpg, 1.6 apg

### Starters Lost (2)

Name	Pos.	Yr.	2007-08 Stats
Tim Anderson	G	Sr.	14.0 ppg, 2.8 rpg, 2.2 spg
Keith Maren	C	Sr.	7.3 ppg, 3.7 rpg, 1.5 apg

### Other Letterwinners Returning (8)

Name	Pos.	Yr.	2007-08 Stats
Andrew Henke	G	Sr.	11.3 ppg, 4.5 rpg, 1.5 apg
Grant Parker	F/C	Jr.	1.8 ppg, 1.4 rpg, 0.0 apg
Derek Brooks	F	So.	0.8 ppg, 0.6 rpg, 0.2 apg
Tom Fow	F	So.	0.8 ppg, 0.8 rpg, 0.3 apg
Saj El-Amin	G	Jr.	0.2 ppg, 0.2 rpg, 0.0 apg
Avery Merriex	G	Jr.	0.0 ppg, 0.6 rpg, 0.0 apg
Mike McLain	C	Jr.	0.0 ppg, 0.3 rpg, 0.0 apg
Phillip Brown	C	So.	6.0 ppg, 4.0 rpg, 3.0 bpg


### Other Letterwinners Lost (2)

Name	Pos.	Yr.	2007-08 Stats
Eric Kenzik	C	Sr.	3.3 ppg, 1.8 rpg, 0.8 apg
Adam Hood	G	Sr.	2.1 ppg, 1.0 rpg, 0.9 apg

### Newcomers (8)

Name	Pos.	Ht.	Wt.	Yr.
Chase Anderson	G/F	6-5	198	Fr.
Jon Atkins	G	6-3	174	Fr.
Shawn Hempsey	G	6-1	186	Fr.
Trevor Noonan	F	6-9	215	Fr.
Brandon Provost	G	6-3	188	Fr.
Sammy Schafer	F/C	6-10	205	Fr.
Taylor Stewart	G/F	6-5	190	Fr.
Scott Stucky	G	6-2	180	Fr.

## PLAYERS TO WATCH



### Andrew Henke • Sr. • G • 6-6 • 215

- Played in all 30 games as a junior.
- Named to II-tournament teams at Air Force Classic and Cougar Hispanic College Fund Challenge.
- Scored a career-high 21 points vs. TCU in 2007-08.
- Shot 6-of-8 from three-point range vs. the Horned Frogs, marking a career-high for made treys.
- Scored 14 points and grabbed a career-high 10 rebounds at Colorado State, notching the only double-double by a Falcon last season.
- Led team in rebounding (4.5 per game) and 3-pointers made (60) last season.

Career Statistics									
Year	G-GS	FG-FGA	Pct	3P-3PA	Pct	FT-FTA	Pct	Reb-Avg	Pts-Avg
05-06	25-0	17-45	.378	12-28	.429	17-22	.773	22-0.9	63-2.5
06-07	33-0	49-106	.462	28-70	.400	25-36	.694	37-1.1	151-4.6
07-08	30-0	110-233	.472	60-143	.420	60-86	.698	135-4.5	340-11.3
<b>Totals</b>	<b>88-0</b>	<b>176-384</b>	<b>.458</b>	<b>100-241</b>	<b>.415</b>	<b>102-144</b>	<b>.708</b>	<b>194-2.2</b>	<b>554-6.3</b>



### Anwar Johnson • Sr. • G/F • 6-5 • 195

- Started all 30 games as a junior.
- Second on team in assists with 72.
- Netted a career-high 19 points vs. Montana last season.
- Registered career-highs of six assists and seven rebounds in two separate meetings with TCU in 2007-08.
- Tied for third on the team with 25 steals in 2007-08.

Career Statistics									
Year	G-GS	FG-FGA	Pct	3P-3PA	Pct	FT-FTA	Pct	Reb-Avg	Pts-Avg
05-06	9-0	1-1	1.000	0-0	.000	2-6	.333	5-0.6	4-0.4
06-07	32-0	23-46	.500	0-4	.000	13-28	.464	23-0.7	59-1.8
07-08	30-30	64-156	.410	4-17	.235	93-144	.646	107-3.6	225-7.5
<b>Totals</b>	<b>71-30</b>	<b>88-203</b>	<b>.433</b>	<b>4-21</b>	<b>.190</b>	<b>108-178</b>	<b>.607</b>	<b>135-1.9</b>	<b>288-4.1</b>

# AIR FORCE FALCONS



## 2007-08 STATISTICS-ALL GAMES

OVERALL RECORD: 16-14

HOME: 12-4

AWAY: 3-8

NEUTRAL: 1-2

No.	Player	G-GS	Min-Avg	/---Total---		/---3-Pts---		FT-FTA	Pct	/---Rebounds---		PF-FO	A	TO	BL	ST	Pts-Avg
				FG-FGA	Pct	3P-3PA	Pct			Off-Def	Tot-Avg						
12	Tim Anderson	30-30	1090-36.3	128-299	.428	50-141	.355	115-142	.810	21-62	83-2.8	58-0	82	57	10	67	421-14.0
10	Andrew Henke	30-0	837-27.9	110-233	.472	60-143	.420	60-86	.698	8-127	135-4.5	82-3	46	59	4	13	340-11.3
42	Anwar Johnson	30-30	945-31.5	64-156	.410	4-17	.235	93-144	.646	29-78	107-3.6	83-1	72	47	5	25	225-7.5
44	Keith Maren	30-30	849-28.3	80-168	.476	31-82	.378	29-52	.558	12-98	110-3.7	77-2	46	48	18	34	220-7.3
35	Evan Washington	30-29	1006-33.5	75-159	.472	22-54	.407	34-62	.548	23-94	117-3.9	53-0	47	68	6	25	206-6.9
21	Phillip Brown	1-0	13-13.0	2-4	.500	0-1	.000	2-2	1.000	0-4	4-4.0	2-0	0	0	3	0	6-6.0
31	Matt Holland	30-29	511-17.0	54-120	.450	30-77	.390	12-15	.800	17-44	61-2.0	45-0	18	27	4	11	150-5.0
32	Eric Kenzik	30-1	347-11.6	36-81	.444	8-24	.333	19-26	.731	8-47	55-1.8	46-0	24	23	3	8	99-3.3
14	Adam Hood	28-1	283-10.1	10-23	.435	5-9	.556	34-42	.810	4-25	29-1.0	37-0	24	26	0	9	59-2.1
50	Grant Parker	5-0	24-4.8	2-5	.400	0-1	.000	5-8	.625	2-5	7-1.4	2-0	0	1	0	1	9-1.8
24	Derek Brooks	13-0	58-4.5	5-16	.313	1-8	.125	0-0	.000	0-8	8-0.6	8-0	3	4	1	0	11-0.8
20	Tom Fow	9-0	35-3.9	2-9	.222	2-9	.222	1-2	.500	1-6	7-0.8	4-0	3	3	0	0	7-0.8
04	Mark Summerfield	4-0	6-1.5	1-2	.500	1-1	1.000	0-0	.000	0-1	1-0.3	0-0	0	2	0	0	3-0.8
13	Saj El-Amin	17-0	24-1.4	1-3	.333	0-0	.000	2-2	1.000	1-2	3-0.2	8-0	0	2	0	0	4-0.2
22	Avery Merriex	7-0	17-2.4	0-4	.000	0-0	.000	0-0	.000	2-2	4-0.6	1-0	0	2	0	0	0-0.0
33	Mike McLain	3-0	5-1.7	0-3	.000	0-0	.000	0-0	.000	1-0	1-0.3	4-0	0	1	0	0	0-0.0
<b>AIR FORCE</b>		<b>30</b>		<b>570-1285</b>	<b>.444</b>	<b>214-567</b>	<b>.377</b>	<b>406-583</b>	<b>.696</b>	<b>157-639</b>	<b>796-26.5</b>	<b>510-6</b>	<b>365</b>	<b>380</b>	<b>54</b>	<b>193</b>	<b>1760-58.7</b>
<b>Opponents</b>		<b>30</b>		<b>572-1405</b>	<b>.407</b>	<b>233-639</b>	<b>.365</b>	<b>338-489</b>	<b>.691</b>	<b>281-654</b>	<b>935-31.2</b>	<b>568-7</b>	<b>364</b>	<b>427</b>	<b>84</b>	<b>176</b>	<b>1715-57.2</b>

## 2007-08 STATISTICS-MWC GAMES

CONFERENCE RECORD: 8-8

HOME: 5-3

AWAY: 3-5

No.	Player	G-GS	Min-Avg	/---Total---		/---3-Pts---		FT-FTA	Pct	/---Rebounds---		PF-FO	A	TO	BL	ST	Pts-Avg
				FG-FGA	Pct	3P-3PA	Pct			Off-Def	Tot-Avg						
12	Tim Anderson	16-16	592-37.0	65-160	.406	26-69	.377	60-77	.779	9-36	45-2.8	29-0	37	30	6	34	216-13.5
10	Andrew Henke	16-0	447-27.9	53-118	.449	31-72	.431	33-50	.660	5-62	67-4.2	43-2	28	38	2	5	170-10.6
44	Keith Maren	16-16	472-29.5	42-96	.438	19-56	.339	17-32	.531	4-56	60-3.8	46-1	31	32	8	23	120-7.5
42	Anwar Johnson	16-16	534-33.4	31-82	.378	1-10	.100	56-85	.659	13-46	59-3.7	45-0	36	21	1	13	119-7.4
35	Evan Washington	16-15	564-35.2	34-81	.420	10-26	.385	17-33	.515	10-56	66-4.1	27-0	22	25	4	14	95-5.9
21	Phillip Brown	1-0	13-13.0	2-4	.500	0-1	.000	2-2	1.000	0-4	4-4.0	2-0	0	0	3	0	6-6.0
31	Matt Holland	16-15	249-15.6	28-60	.467	15-37	.405	2-4	.500	5-20	25-1.6	25-0	6	12	1	2	73-4.6
32	Eric Kenzik	16-11	67-10.4	20-40	.500	6-13	.462	11-14	.786	6-18	24-1.5	22-0	9	11	1	3	57-3.6
14	Adam Hood	16-11	41-8.8	4-12	.333	1-3	.333	12-19	.632	2-18	20-1.3	16-0	10	13	0	4	21-1.3
24	Derek Brooks	6-0	40-6.7	3-9	.333	0-4	.000	0-0	.000	0-3	3-0.5	5-0	3	2	1	0	6-1.0
13	Saj El-Amin	7-0	6-0.9	0-0	.000	0-0	.000	2-2	1.000	0-2	2-0.3	0-0	0	0	0	0	2-0.3
<b>AIR FORCE</b>		<b>16</b>		<b>282-662</b>	<b>.426</b>	<b>109-291</b>	<b>.375</b>	<b>212-318</b>	<b>.667</b>	<b>71-340</b>	<b>411-25.7</b>	<b>260-3</b>	<b>182</b>	<b>188</b>	<b>27</b>	<b>98</b>	<b>885-55.3</b>
<b>Opponents</b>		<b>16</b>		<b>314-745</b>	<b>.421</b>	<b>130-343</b>	<b>.379</b>	<b>170-250</b>	<b>.680</b>	<b>136-367</b>	<b>503-31.4</b>	<b>302-4</b>	<b>208</b>	<b>206</b>	<b>47</b>	<b>94</b>	<b>928-58.0</b>

## CAREER STATISTICS FOR 2008-09 PLAYERS (MIN. 50 PERCENT OF GAMES PLAYED)

No.	Player	G-GS	Avg Min	FG-FGA	Pct	3P-3PA	Pct	FT-FTA	Pct	Off-Def	Tot-Avg	PF-FO	A	TO	BL	ST	Pts-Avg
35	Evan Washington	30-29	33.5	75-159	.472	22-54	.407	34-62	.548	23-94	117-3.9	53-0	47	68	6	25	206-6.9
10	Andrew Henke	88-0	17.5	176-384	.458	100-241	.415	102-144	.708	16-178	194-2.2	151-3	96	101	8	22	554-6.3
42	Anwar Johnson	71-30	16.9	88-203	.433	4-21	.190	108-178	.607	38-97	135-1.9	124-2	86	65	8	35	288-4.1
31	Matt Holland	48-29	12.1	62-138	.449	33-86	.384	14-19	.737	20-56	76-1.6	51-0	26	29	4	12	171-3.6
4	Saj El-Amin	18-0	1.5	2-6	.333	0-0	.000	2-2	1.000	1-2	3-0.2	8-0	0	2	0	0	6-0.3

## 2007-08 RESULTS • (16-14/8-8 MWC)

Date	Opponent	Result	Att.	High Scorer/Reb.	Date	Opponent	Result	Att.	High Scorer/Reb.
<b>October</b>					<b>January cont'd.</b>				
Wed. 31	Brock University (exh.)	L, 63-66	515	Anderson 25/Maren 11	Tue. 22	Colorado State* (CSTV)	W, 75-59	3,677	Anderson 26/Washington 6
<b>November</b>					Wed. 30	BYU*	L, 53-69	4,954	Anderson 22/Washington 6
Fri. 9	Dartmouth (1)	W, 67-38	3,211	Henke 15/Henke 6	<b>February</b>				
Sat. 10	Northern Colorado (1)	W, 71-62	2,349	Anderson 26/Henke 7	Sat. 2	at TCU* (The Mtn.)	W, 56-46	4,338	Anderson 18/Johnson 7
Wed. 14	Western State	W, 73-49	2,401	Henke 15/Two 5	Wed. 6	at San Diego State* (The Mtn.)	L, 38-49	7,062	Anderson 12/Three 4
Mon. 19	Radford (The Mtn.)	W, 52-47 (OT)	6,008	Henke 14/Anderson 6	Sat. 9	Utah* (CSTV)	L, 59-67	4,740	Anderson 16/Johnson 4
Fri. 23	vs. Mississippi Valley State (2)	W, 58-40	5,524	Henke 17/Henke 6	Tue. 12	at UNLV* (CSTV)	L, 51-58	10,506	Henke 15/Maren 8
Sat. 24	vs. Montana (2)	L, 57-59	2,509	Johnson 19/Two 5	Sat. 16	Wyoming* (The Mtn.)	W, 72-66	4,638	Henke 19/Henke 5
Sun. 25	at #9/9 Washington State (2)	L, 62-71	3,585	Anderson 15/Henke 5	Wed. 20	New Mexico*	L, 51-68	3,658	Kenzik 11/Two 5
Thu. 29	Colorado (The Mtn.)	L, 50-60	5,606	Henke 18/Maren 7	Sat. 23	at Colorado State* (The Mtn.)	W, 61-59	3,513	Two 14/Henke 10
<b>December</b>					<b>March</b>				
Tue. 4	at Northern Illinois	L, 52-63	1,169	Anderson 15/Henke 7	Sat. 1	at BYU*	L, 57-76	17,427	Henke 14/Henke 8
Sat. 8	Prairie View A&M	W, 77-53	2,783	Hood 16/Six 4	Wed. 5	TCU*	W, 57-36	3,335	Henke 21/Maren 7
Thu. 13	Norfolk State (The Mtn.)	W, 65-53	2,413	Anderson 19/Maren 5	Sat. 8	San Diego State* (The Mtn.)	W, 46-43	3,649	Anderson 11/Washington 5
Sat. 22	Colorado Christian	W, 75-61	3,320	Three 13/Johnson 5	Thu. 13	vs. San Diego State. (3) (The Mtn.)	L, 49-53	6,843	Anderson 17/Maren 6
Sun. 30	at Wake Forest (FSNS)	L, 67-78	11,436	Anderson 30/Washington 7					
<b>January</b>									
Sat. 5	at Utah* (The Mtn.)	L, 36-58	10,144	Henke 9/Two 3					
Sat. 12	UNLV*	W, 65-53	5,146	Anderson 27/Maren 6					
Wed. 16	at Wyoming* (The Mtn.)	W, 64-62 (OT)	5,217	Anderson 19/Henke 5					
Sat. 19	at New Mexico* (The Mtn.)	L, 44-59	14,422	Johnson 10/Washington 7					

Home games in bold \*Mountain West Conference game  
 (1) Air Force Classic (USFAA, Colo.)  
 (2) Cougar Hispanic College Fund Classic (Spokane, Wash.)  
 (3) Phillips 66 MWC Tournament (Las Vegas, Nev.)



# BYU COUGARS

## QUICK FACTS

**Location:** ..... Provo, Utah  
**President:** ..... Dr. Cecil Samuelson  
**Faculty Representative:** ..... Larry Echohawk  
**Athletics Director:** ..... Tom Holmoe  
**Associate Athletics Director/SWA:** ..... Janie Penfield  
**Enrollment:** ..... 33,278  
**Founded:** ..... 1875  
**Nickname:** ..... Cougars  
**Colors:** ..... Blue and White  
**Elevation:** ..... 4,553 feet  
**TV Market:** ..... Salt Lake City (No. 36)

## TEAM FACTS

**Head Coach:** ..... Dave Rose (4th year)  
**2007-08 Record (Home-Away-Neutral):** ..... 27-8 (16-0, 8-5, 3-3)  
**2007-08 Conference Record/Finish:** ..... 14-2/1st  
**2007-08 Postseason:** ..... NCAA First Round, lost to Texas A&M, 62-67  
**All-Time Record:** ..... 1,553-986 (.612)  
**NCAA Appearances/Record:** ..... 23/11-26  
**Last NCAA Appearance:** ..... 2008  
**NIT Appearances/Record:** ..... 10/12-8  
**Last NIT Appearance:** ..... 2006  
**Final AP/USA Today Ranking:** ..... RV/RV  
**Letterwinners Returning/Lost:** ..... 8/6  
**Starters Returning/Lost:** ..... 2/3

## MEDIA RELATIONS

**Men's Basketball SID:** ..... Brett Pyne  
**E-mail:** ..... brett\_pyne@byu.edu  
**Office Phone:** ..... (801) 422-4912  
**Cell Phone:** ..... (801) 367-1631  
**Fax Number:** ..... (801) 422-0633  
**Athletics Website:** ..... www.byucougars.com

## ARENA FACTS

**Arena (Capacity):** ..... Marriott Center (22,700)  
**Press Row Phone:** ..... (801) 422-3675  
**Largest Crowd:** ..... 23,106 (vs. Utah, Mar. 7, 1981)  
**Year Opened:** ..... 1971  
**All-Time Arena Record:** ..... 419-116 (.783)

## 2007-08 ATTENDANCE FIGURES

Attendance	Games	Total	Avg.	Largest Crowd
Home	16	216,295	13,518	22,580 vs. UNLV
Away & Neutral	19	183,137	9,639	18,018 at New Mexico
<b>Totals</b>	<b>35</b>	<b>399,432</b>	<b>11,412</b>	

## 2008-09 SCHEDULE

November	TV	Time
6	Thu.	Concordia (exh.)
11	Tue.	Georgetown College (exh.)
14	Fri.	Long Beach State
18	Tue.	at Pepperdine
20	Thu.	vs. North Florida (1)
21	Fri.	vs. Rice (1)
22	Sat.	vs. Cal Poly (1)
29	Sat.	at Idaho State
<b>December</b>		
3	Wed.	at Weber State
6	Sat.	vs. Utah State (2)
10	Wed.	Boise State
13	Sat.	Portland
20	Sat.	vs. Arizona State (3)
23	Tue.	Western Oregon
30	Tue.	at Tulsa
<b>January</b>		
3	Sat.	Wake Forest
10	Sat.	at Colorado State*
13	Tue.	TCU*
17	Sat.	at New Mexico*
21	Wed.	UNLV*
24	Sat.	San Diego State*
27	Tue.	at Utah*
31	Sat.	Wyoming*
<b>February</b>		
3	Tue.	at Air Force*
11	Wed.	Colorado State*
14	Sat.	at TCU*
17	Tue.	New Mexico*
21	Sat.	at UNLV*
24	Tue.	at San Diego State*
28	Sat.	Utah*
<b>March</b>		
4	Wed.	at Wyoming*
7	Sat.	Air Force*
11-14	Wed.-Sat.	Conoco MWC Championship (Las Vegas, Nev.)

Home games in **bold**. \*Mountain West Conference game.  
All game times are local to site and subject to change.

- (1) Basketball Travelers Tournament (Provo, Utah)
- (2) EnergySolutions Arena (Salt Lake City, Utah)
- (3) University of Phoenix Stadium (Phoenix, Ariz.)



Marriott Center



Dr. Cecil Samuelson  
President



Larry Echohawk  
Faculty Representative



Tom Holmoe  
Athletics Director



Janie Penfield  
Associate A.D./SWA



Brett Pyne  
Men's Basketball SID

# BYU COUGARS



## HEAD COACH DAVE ROSE



**Alma Mater:** .....Houston, 1983  
**Hometown:** .....Houston, Texas  
**Born:** .....December, 1957  
**Playing Career:** .....Houston, 1980-83  
**Overall Record:** .....72-26 (3 years)  
**School Record:** .....72-26 (3 years)  
**MWC Record:** .....39-9 (3 years)  
**MWC Tournament Record/Appearances:** .....4-3 (.571)/3  
**Overall Conf. Tournament Record/Appearances:** .....4-3 (.571)/3  
**NCAA Tournament Record/Appearances:** .....0-2 (.000)/2  
**NIT Record/Appearances:** .....0-1 (.000)/1

### YEAR-BY-YEAR COACHING RECORD

Year	School	Overall	Conf. (Pl.)	Postseason
2005-06	BYU	20-9	12-4 (T-2nd, MWC)	NIT 1st Round
2006-07	BYU	25-9	13-3 (1st, MWC)	NCAA 1st Round
2007-08	BYU	27-8	14-2 (1st, MWC)	NCAA 1st Round
<b>Totals</b>	<b>3 years</b>	<b>72-26 (.735)</b>	<b>39-9 (.813)</b>	

### PREVIOUS COACHING EXPERIENCE

**BYU** .....Associate Head Coach (2001-05)  
**BYU** .....Assistant Coach (1997-2000)  
**Dixie State JC** .....Head Coach (1990-97)  
**Dixie State JC** .....Assistant Coach (1987-90)  
**Men's Basketball Office Phone:** .....(801) 422-3612

### ROSE VS. MOUNTAIN WEST

vs. Air Force .....5-1  
 vs. Colorado State .....6-1  
 vs. New Mexico .....6-0  
 vs. San Diego State .....4-3  
 vs. TCU .....7-0  
 vs. UNLV .....3-5  
 vs. Utah .....5-2  
 vs. Wyoming .....7-0  
**Total** .....43-12

### ASSISTANT COACHES

**Terry Nashif**  
 2nd year (BYU '05)  
**Dave Rice**  
 4th year (UNLV '91)  
**John Wardenburg**  
 8th year (BYU '86)



Terry Nashif



Dave Rice



John Wardenburg

### BYU YEAR-BY-YEAR IN THE MWC

Year	Overall	MWC	H	A	MWC Finish	MWC Championship Seed	MWC Championship Finish	Postseason
1999-00	22-11	7-7	5-2	2-5	6th	6	2-1	NIT
2000-01	24-9	10-4	7-0	3-4	T-1st	2	3-0 (1st)	NCAA
2001-02	18-12	7-7	7-0	0-7	T-4th	4	0-1	NIT
2002-03	23-9	11-3	6-1	5-2	T-1st	2	1-1	NCAA
2003-04	21-9	10-4	7-0	3-4	2nd	2	1-1	NCAA
2004-05	9-21	3-11	2-5	1-6	T-7th	7	0-1	-
2005-06	20-9	12-4	8-0	4-4	T-2nd	3	0-1	NIT
2006-07	25-9	13-3	8-0	5-3	1st	1	2-1	NCAA
2007-08	27-8	14-2	8-0	6-2	1st	1	2-1	NCAA
<b>Totals</b>	<b>189-97</b>	<b>87-45</b>	<b>58-8</b>	<b>29-37</b>			<b>11-8</b>	

### BYU COACHING RECORDS (ALL-TIME)

Years	Record	Win Pct.	Coach
1902-05	14-11	.560	--
1905-08	22-6	.786	C.T. Teetzel
1908-10	16-6	.727	Fred Bennion
1910-11	7-0	1.000	Henry Rose
1911-20	58-20	.744	E.L. Roberts
1920-25	50-20	.714	Alvin Twitchell
1925-28	29-29	.500	E.L. Roberts
	87-49	.640	Roberts Overall
1928-35	139-71	.662	G. Ott Romney
1935-36	16-9	.640	Edwin Kimball
1936-38	25-23	.521	Fred "Buck" Dixon
1938-41	43-29	.597	Edwin Kimball
	59-38	.608	Kimball Overall
1941-49	104-77	.575	Floyd Millet
1949-72	371-254	.594	Stan Watts
1972-75	42-36	.538	Glenn Potter
1975-83	137-94	.593	Frank Arnold
1983-89	114-71	.616	Ladell Andersen
1989-96	152-77	.664	Roger Reid
1996-97	0-19	.000	Tony Ingle
1997-05	138-108	.561	Steve Cleveland
2005-08	72-26	.735	Dave Rose
<b>Totals:</b>	<b>1,553-986 (.612)</b>	<b>106 seasons-</b>	<b>2,539 games</b>

### BYU HISTORY

#### REGULAR SEASON

**CONFERENCE CHAMPIONSHIPS:** .....27

1921-22	1923-24	1924-25	1931-32
1932-33	1933-34	1942-43	1947-48
1949-50	1950-51	1956-57	1964-65
1966-67	1968-69	1970-71	1971-72
1978-79	1979-80	1982-83	1987-88
1989-90	1991-92	1992-93	2000-01
2002-03	2006-07	2007-08	

#### CONFERENCE TOURNAMENT

**CHAMPIONSHIPS:** .....3

1991	1992	2001
------	------	------

#### CONFERENCE TOURNAMENT

#### TITLE GAME APPEARANCES:

Year	Opp.	Site	Result
1991	Utah	Laramie, Wyo.	W, 51-40 ot
1992	UTEP	Ft. Collins, Colo.	W, 73-71
1994	Hawai'i	Salt Lake City, Utah	L, 66-73
2000	UNLV	Las Vegas, Nev.	L, 56-79
2001	New Mexico	Las Vegas, Nev.	W, 69-65
2007	UNLV	Las Vegas, Nev.	L, 70-78
2008	UNLV	Las Vegas, Nev.	L, 61-76

#### NCAA TOURNAMENT APPEARANCES:

1950	1951	1957	1965
1969	1971	1972	1979
1980	1981	1984	1987
1988	1990	1991	1992
1993	1995	2001	2003
2004	2007	2008	

#### NIT APPEARANCES:

1951	1953	1954	1966
1982	1986	1994	2000
2002	2006		

*NIT Champions in bold.*



# BYU COUGARS

## 2008-09 ROSTER

No.	Name	Pos.	Ht.	Wt.	Yr.	Exp.	Hometown (Previous School)
1	Charles Abouo	G/F	6-4	210	Fr.	HS	Abidjan, Cote d'Ivoire (Brewster Academy)
2	Lamont Morgan, Jr.	G	5-10	170	Jr.	TR-RS	Pomona, Calif. (Saddleback CC)
4	Jackson Emery	G	6-3	175	So.	1L	Alpine, Utah (Lone Peak HS)
5	Archie Rose	G	6-5	205	Sr.	1L	Nassau, Bahamas (Lee College)
10	Michael Loyd, Jr.	G	6-1	170	So.	1L	Las Vegas, Nev. (Palo Verde HS)
15	James Anderson	F/C	6-10	220	Fr.	RS	Page, Ariz. (Page HS)
20	Matt Pinegar	G	6-0	185	Fr.	RS	Provo, Utah (Timpview HS)
30	Lee Cumnard	G	6-7	190	Sr.	3L	Mesa, Ariz. (Mesa HS)
32	Jimmer Fredette	G	6-2	190	So.	1L	Glens Falls, N.Y. (Glens Falls HS)
34	Noah Hartsock	F	6-8	205	Fr.	HS	Bartlesville, Okla. (Bartlesville HS)
35	Michael Boswell	F	6-9	220	Fr.	HS	Aloha Ore. (Aloha HS)
45	Jonathan Tavernari	F	6-6	215	Jr.	2L	Sao Bernardo, Brazil (Bishop Gorman HS)
53	Gavin MacGregor	F/C	6-10	235	Sr.	1L	Ridgecrest, Calif. (Burroughs HS)
54	Chris Miles	F/C	6-11	235	Jr.	2L	Provo, Utah (Timpview HS)

## COUGAR CAREER LEADERS

Scoring	Years	Points
1. Danny Ainge	1978-81	2,467
2. Michael Smith	1983-84, 87-89	2,319
3. Devin Durrant	1978-80, 82-84	2,285
4. Russell Larson	1992-95	1,885
5. Fred Roberts	1979-82	1,841
6. Jeff Chatman	1985-88	1,824
7. Mekeli Wesley	1998-01	1,740
8. Mark Bigelow	1998-99, 01-04	1,715
9. Kenneth Roberts	1991-96	1,652
10. Kresimir Cosic	1971-73	1,512

Rebounding	Years	Total
1. Michael Smith	1983-84, 87-89	922
2. Kresimir Cosic	1971-73	919
3. Alan Taylor	1977-80	919
4. Greg Kite	1980-83	839
5. Fred Roberts	1979-82	838
6. Steve Trumbo	1979-82	835
7. Russell Larson	1992-95	821
8. John Benson	1956-58	803
9. Mark Handy	1974-77	801

## ROSTER BREAKDOWN

### Starters Returning (2)

Name	Pos.	Yr.	2007-08 Stats
Lee Cumnard	G	Sr.	15.8 ppg, 6.3 rpg, 3.5 apg
Jonathan Tavernari	F	Jr.	13.1 ppg, 5.3 rpg, 1.5 apg

### Starters Lost (3)

Name	Pos.	Yr.	2007-08 Stats
Sam Burgess	G	Sr.	8.7 ppg, 3.5 rpg, 1.9 apg
Ben Murdock	G	Sr.	3.9 ppg, 2.4 rpg, 3.6 apg
Trent Plaisted	F/C	Jr.	15.6 ppg, 7.7 rpg, 1.0 bpg

### Other Letterwinners Returning (6)

Name	Pos.	Yr.	2007-08 Stats
Jackson Emery!	G	So.	2.8 ppg, 1.5 rpg, 0.7 apg
Jimmer Fredette	G	So.	7.0 ppg, 1.1 rpg, 1.7 apg
Michael Loyd, Jr.	G	So.	2.0 ppg, 0.9 rpg, 1.2 apg
Gavin MacGregor*	F/C	Sr.	1.2 ppg, 0.5 rpg, 0.5 bpg
Chris Miles	F/C	Jr.	2.5 ppg, 1.5 rpg, 0.4 bpg
Archie Rose	G	Sr.	0.9 ppg, 0.8 rpg, 0.4 apg

!2005-06 stats, returning from two-year Church mission.

\* 2006-07 stats, returning from injury.

### Other Letterwinners Lost (3)

Name	Pos.	Yr.	2007-08 Stats
Chris Collinsworth	F	Fr.	3.2 ppg, 4.8 rpg, 0.4 bpg
Vuk Ivanovic	F/C	Sr.	3.3 ppg, 2.4 rpg
Nick Martineau	G	Fr.	0.7 ppg, 0.4 rpg, 0.7 apg

### Newcomers (6)

Name	Pos.	Ht.	Wt.	Yr.
Charles Abouo	G/F	6-4	200	Fr.
Michael Boswell	F	6-9	220	Fr.
James Anderson#	F/C	6-10	220	Fr.
Noah Hartsock	F	6-8	205	Fr.
Lamont Morgan, Jr.#	G	5-10	170	Jr.
Matt Pinegar#	G	6-0	185	Fr.

#Sat out 2007-08 season due to transfer rules.

## PLAYERS TO WATCH



**Lee Cumnard • Sr. • G • 6-7 • 190**

- Named MWC Co-Player of the Year and Associated Press all-America honorable mention in 2007-08.
- Also chosen as a all-MWC First Team and NABC and USBWA all-District honoree in 2007-08.
- Led BYU in scoring (15.8), blocked shots (1.0), field-goal (.569) and three-point (.472) percentage, and ranked second in rebounds (6.3), assists (3.5), steals (0.9) and free-throw percentage (.857).
- Ranked in the top 10 in the conference in eight different statistical categories in 2007-08.

Career Statistics									
Year	G-GS	FG-FGA	Pct	3P-3PA	Pct	FT-FTA	Pct	Reb-Avg	Pts-Avg
05-06	29-14	50-110	.455	17-43	.395	26-34	.765	68-2.3	143-4.9
06-07	34-34	114-206	.553	40-92	.435	50-63	.794	191-5.6	318-9.4
07-08	35-35	198-348	.569	60-127	.472	96-112	.857	222-6.3	552-15.8
<b>Totals</b>	<b>98-83</b>	<b>362-664</b>	<b>.545</b>	<b>117-262</b>	<b>.447</b>	<b>172-209</b>	<b>.823</b>	<b>481-4.9</b>	<b>1,013-10.3</b>



**Jonathan Tavernari • Jr. • G • 6-6 • 215**

- All-MWC Third Team in 2007-08 and MWC Freshman of the Year in 2006-07.
- Set BYU record and MWC sophomore mark with 88 three-pointers in 2007-08.
- Scored career-high 29 points in win over No. 6 Louisville and had 18 points vs. No. 1 North Carolina in 2007-08.
- Third on the team in scoring (13.1) and rebounding (5.3) in 2007-08.
- Was the only non-professional to play on the Brazilian Senior National Team that participated in the 2008 Olympic Qualifying Tournament.

Career Statistics									
Year	G-GS	FG-FGA	Pct	3P-3PA	Pct	FT-FTA	Pct	Reb-Avg	Pts-Avg
06-07	28-0	68-143	.476	29-78	.372	16-23	.696	80-2.9	181-6.5
07-08	35-29	166-420	.395	88-234	.376	39-45	.867	184-5.3	459-13.1
<b>Totals</b>	<b>63-29</b>	<b>234-563</b>	<b>.416</b>	<b>117-312</b>	<b>.375</b>	<b>55-68</b>	<b>.809</b>	<b>264-4.2</b>	<b>640-10.2</b>

# BYU COUGARS



## 2007-08 STATISTICS-ALL GAMES

OVERALL RECORD: 27-8

HOME: 16-0

AWAY: 8-5

NEUTRAL: 3-3

No.	Player	G-GS	Min-Avg	/---Total---		/---3-Pts---		FT-FTA	Pct	/---Rebounds---			PF-FO	A	TO	BL	ST	Pts-Avg
				FG-FGA	Pct	3P-3PA	Pct			Off-Def	Tot-Avg							
30	Lee Cumnard	35-35	1101-31.5	198-348	.569	60-127	.472	96-112	.857	69-153	222-6.3	93-6	123	79	35	33	552-15.8	
44	Trent Plaisted	35-35	958-27.4	202-373	.542	0-0	.000	141-260	.542	75-194	269-7.7	82-1	54	84	34	15	545-15.6	
45	Jonathan Tavernari	35-29	966-27.6	166-420	.395	88-234	.376	39-45	.867	34-150	184-5.3	70-1	53	59	16	48	459-13.1	
20	Sam Burgess	35-35	970-27.7	95-212	.448	56-132	.424	59-71	.831	19-105	124-3.5	90-2	68	52	9	29	305-8.7	
32	Jimmer Fredette	35-0	647-18.5	83-204	.407	43-128	.336	35-41	.854	8-29	37-1.1	44-0	61	41	3	27	244-7.0	
24	Ben Murdock	35-35	950-27.1	39-117	.333	22-76	.289	36-50	.720	6-77	83-2.4	63-1	125	52	3	19	136-3.9	
10	Vuk Ivanovic	15-0	115-7.7	16-28	.571	0-0	.000	17-26	.654	16-20	36-2.4	20-0	6	15	5	3	49-3.3	
41	Chris Collinsworth	35-6	557-15.9	42-112	.375	6-33	.182	22-51	.431	47-122	169-4.8	53-0	19	32	14	9	112-3.2	
54	Chris Miles	34-0	291-8.6	31-72	.431	0-0	.000	22-51	.431	20-32	52-1.5	58-1	20	24	13	9	84-2.5	
01	Michael Loyd, Jr.	32-0	282-8.8	23-53	.434	8-21	.381	10-15	.667	5-23	28-0.9	17-0	37	33	2	9	64-2.0	
05	Archie Rose	20-0	73-3.7	7-17	.412	1-8	.125	2-9	.222	3-12	15-0.8	15-0	7	12	1	3	17-0.9	
14	Nick Martineau	20-0	115-5.8	4-14	.286	1-5	.200	4-6	.667	2-6	8-0.4	13-0	14	9	0	3	13-0.7	
Team										61-63	124-3.5	0	0					
BYU		35		906-1970	.460	285-764	.373	483-737	.655	365-986	1351-38.6	618-12	587	492	135	207	2580-73.7	
Opponents		35		792-2035	.389	183-609	.300	446-631	.707	362-837	1199-34.3	674-20	365	477	72	238	2213-63.2	

## 2007-08 STATISTICS-MWC GAMES

CONFERENCE RECORD: 14-2

HOME: 8-0

AWAY: 6-2

No.	Player	G-GS	Min-Avg	/---Total---		/---3-Pts---		FT-FTA	Pct	/---Rebounds---			PF-FO	A	TO	BL	ST	Pts-Avg
				FG-FGA	Pct	3P-3PA	Pct			Off-Def	Tot-Avg							
30	Lee Cumnard	16-16	525-32.8	86-157	.548	28-58	.483	48-59	.814	32-81	113-7.1	40-2	54	36	17	12	248-15.5	
44	Trent Plaisted	16-16	438-27.4	93-177	.525	0-0	.000	66-128	.516	33-74	107-6.7	37-0	16	32	16	10	252-15.8	
45	Jonathan Tavernari	16-15	454-28.4	74-184	.402	39-99	.394	22-24	.917	13-66	79-4.9	34-1	33	21	7	25	209-13.1	
20	Sam Burgess	16-16	455-28.4	41-101	.406	25-67	.373	30-35	.857	6-56	62-3.9	48-1	28	21	6	12	137-8.6	
32	Jimmer Fredette	16-0	301-18.8	35-88	.398	19-52	.365	13-15	.867	3-17	20-1.3	24-0	34	21	3	6	102-6.4	
24	Ben Murdock	16-16	450-28.1	16-56	.286	8-33	.242	20-27	.741	4-34	38-2.4	19-0	57	21	1	10	60-3.8	
41	Chris Collinsworth	16-1	242-15.1	20-57	.351	3-15	.200	7-20	.350	23-61	84-5.3	19-0	6	9	5	4	50-3.1	
54	Chris Miles	16-0	167-10.4	19-42	.452	0-0	.000	9-24	.375	12-17	29-1.8	32-1	10	12	5	4	47-2.9	
01	Michael Loyd, Jr.	16-0	143-8.9	7-19	.368	2-6	.333	2-4	.500	3-13	16-1.0	13-0	19	16	1	4	18-1.1	
05	Archie Rose	6-0	26-4.3	1-5	.200	0-3	.000	0-5	.000	1-6	7-1.2	7-0	2	6	1	0	2-0.3	
14	Nick Martineau	7-0	24-3.4	0-4	.000	0-2	.000	0-2	.000	0-1	1-0.1	2-0	0	3	0	2	0-0.0	
10	Vuk Ivanovic	0-0	0-0.0	0-0	.000	0-0	.000	0-0	.000	0-0	0-0.0	0-0	0	0	0	0	0-0.0	
Team										25-37	62-3.9	0	0					
BYU		16		392-890	.440	124-335	.370	217-343	.633	155-463	618-38.6	275-5	259	198	62	89	1125-70.3	
Opponents		16		351-926	.379	77-272	.283	208-287	.725	155-410	565-35.3	316-12	160	188	44	106	987-61.7	

## CAREER STATISTICS FOR 2008-09 PLAYERS (MIN. 50 PERCENT OF GAMES PLAYED)

No.	Player	G-GS	Avg Min	FG-FGA	Pct	3P-3PA	Pct	FT-FTA	Pct	Off-Def	Tot-Avg	PF-FO	A	TO	BL	ST	Pts-Avg
30	Lee Cumnard	98-83	25.7	362-664	.545	117-262	.447	172-209	.823	155-326	481-4.9	254-9	261	159	76	99	1,013-10.3
45	Jonathan Tavernari	63-29	20.8	234-563	.416	117-312	.375	55-68	.809	58-206	264-4.2	103-2	70	76	24	66	640-10.2
32	Jimmer Fredette	35-0	18.5	83-204	.407	43-128	.336	35-41	.854	8-29	37-1.1	44-0	61	41	3	27	244-7.0
54	Chris Miles	62-6	10.9	60-153	.392	0-0	.000	39-75	.520	48-68	116-1.9	112-1	39	44	43	14	150-2.6
1	Michael Loyd, Jr.	32-0	8.8	23-53	.434	8-21	.381	10-15	.667	5-23	28-0.9	17-0	37	33	2	9	64-2.0
5	Archie Rose	20-0	3.7	7-17	.412	1-8	.125	2-9	.222	3-12	15-0.8	15-0	7	12	1	3	17-0.9

## 2007-08 RESULTS • (27-8/14-2 MWC)

Date	Opponent	Result	Att.	High Scorer/Reb.	Date	Opponent	Result	Att.	High Scorer/Reb.
<b>November</b>					<b>January cont'd.</b>				
Fri. 2	Laval University (exh.)	W, 91-60	8,694	Plaisted 18/Tavernari 8	Wed. 30	at Air Force*	W, 69-53	4,954	Tavernari 22/Plaisted 10
Wed. 7	Bryant University (exh.)	W, 83-53	7,440	Tavernari 17/Collinsworth 8	<b>February</b>				
Sat. 10	at Long Beach State	W, 74-34	2,777	Cumnard 15/Two 9	Sat. 2	at Wyoming* (The Mtn.)	W, 73-63	5,956	Cumnard 25/Two 10
Wed. 14	Idaho State	W, 90-69	12,153	Burgess 18/Cumnard 10	Wed. 6	TCU*	W, 83-72	16,042	Plaisted 27/Two 7
Fri. 16	Jackson State (1) (BYU-TV)	W, 100-61	8,643	Plaisted 21/Collinsworth 10	Wed. 13	at Colorado State*	W, 79-65	2,728	Cumnard 22/Tavernari 10
Tue. 20	Hartford (1) (BYU-TV)	W, 97-73	8,917	Cumnard 20/Tavernari 8	Sat. 16	UNLV* (CSTV)	W, 74-48	22,580	Plaisted 22/Collinsworth 9
Fri. 23	vs. #6 Louisville (1) (BYU-TV)	W, 78-76	4,950	Tavernari 29/Plaisted 12	Wed. 20	Utah* (The Mtn.)	W, 67-59	19,460	Tavernari 20/Cumnard 11
Sat. 24	vs. #1/1 No. Carolina (1) (ESPN2)	L, 63-73	5,500	Plaisted 24/Plaisted 17	Sat. 23	at San Diego State* (CSTV)	L, 65-69	9,776	Cumnard 20/Two 6
<b>December</b>					Tue. 26	at New Mexico* (The Mtn.)	W, 70-69 (OT)	18,018	Plaisted 23/Burgess 8
Sat. 1	at Portland (BYU-TV)	W, 78-54	3,508	Cumnard 18/Plaisted 8	<b>March</b>				
Wed. 5	Weber State	W, 72-57	11,459	Burgess 16/Plaisted 15	Sat. 1	Air Force*	W, 76-57	17,427	Plaisted 20/Cumnard 8
Sat. 8	vs. #9/10 Michigan St. (2) (BYU-TV)	L, 61-68	16,412	Plaisted 17/Plaisted 8	Wed. 5	Wyoming* (The Mtn.)	W, 78-61	14,724	Plaisted 23/Plaisted 11
Wed. 12	Lamar (The Mtn.)	W, 88-66	8,130	Cumnard 27/Cumnard 10	Sat. 8	at TCU* (The Mtn.)	W, 61-54	5,777	Tavernari 17/Cumnard 8
Sat. 15	Pepperdine (The Mtn.)	W, 86-67	11,547	Cumnard 21/Plaisted 18	Thu. 13	vs. Colorado State (3) (The Mtn.)	W, 89-62	6,843	Cumnard 18/Collinsworth 10
Fri. 21	Southern Utah (The Mtn.)	W, 70-55	9,742	Tavernari 19/Plaisted 9	Fri. 14	vs. San Diego State (3) (CSTV)	W, 63-54	13,913	Cumnard 20/Tavernari 10
Sat. 29	at Boise State	L, 70-73	8,779	Cumnard 26/Plaisted 9	Sat. 15	at UNLV (3) (VERSUS)	L, 61-76	16,096	Fredette 17/Plaisted 9
<b>January</b>					Thu. 20	vs. Texas A&M (4) (CBS)	L, 62-67	17,600	Tavernari 15/Two 5
Thu. 3	Loyola Marymount (The Mtn.)	W, 91-62	10,360	Cumnard 18/Tavernari 8	Home games in bold *Mountain West Conference game				
Tue. 8	at Wake Forest	L, 62-79	12,252	Two 15/Plaisted 10	(1) Findlay Toyota Las Vegas Invitational (Las Vegas, Nev.)				
Sat. 12	Colorado State* (The Mtn.)	W, 92-73	13,135	Two 25/Two 9	(2) EnergySolutions Arena (Salt Lake City, Utah)				
Tue. 15	at UNLV* (The Mtn.)	L, 41-70	13,074	Cumnard 11/Collinsworth 11	(3) Phillips 66 MWC Tournament (Las Vegas, Nev.)				
Sat. 19	at Utah* (VERSUS)	W, 55-52	14,224	Cumnard 19/Cumnard 9	(4) NCAA Tournament (Anaheim, Calif.)				
Wed. 23	San Diego State* (The Mtn.)	W, 59-56	12,044	Plaisted 17/Plaisted 11					
Sat. 26	New Mexico* (The Mtn.)	W, 83-66	19,932	Cumnard 20/Plaisted 13					



# COLORADO STATE RAMS

## QUICK FACTS

**Location:** ..... Fort Collins, Colo.  
**President:** ..... Dr. Larry Penley  
**Faculty Representative:** ..... Jackie Hartman  
**Athletics Director:** ..... Paul Kowalczyk  
**Senior Associate Athletics Director/SWA:** ..... Christine Susemihl  
**Enrollment:** ..... 25,500  
**Founded:** ..... 1870  
**Nickname:** ..... Rams  
**Colors:** ..... Green and Gold  
**Elevation:** ..... 5,004 feet  
**TV Market:** ..... Denver (No. 18)

## TEAM FACTS

**Head Coach:** ..... Tim Miles (2nd year)  
**2007-08 Record (Home-Away-Neutral):** ..... 7-25 (3-10, 0-14, 4-1)  
**2007-08 Conference Record/Finish:** ..... 0-16/9th  
**2007-08 Postseason:** ..... None  
**All-Time Record:** ..... 1,065-1,107 (.490)  
**NCAA Appearances/Record:** ..... 8/3-9  
**Last NCAA Appearance:** ..... 2003  
**NIT Appearances/Record:** ..... 6/6-6  
**Last NIT Appearance:** ..... 1999  
**Final AP/USA Today Ranking:** ..... NR/NR  
**Letterwinners Returning/Lost:** ..... 7/5  
**Starters Returning/Lost:** ..... 3/1

## MEDIA RELATIONS

**Men's Basketball SID:** ..... John Manuszak  
**E-mail:** ..... John.Manuszak@colostate.edu  
**Office Phone:** ..... (970) 491-6494  
**Cell Phone:** ..... (970) 222-8458  
**Fax Number:** ..... (970) 491-1348  
**Athletics Website:** ..... www.csurams.com

## ARENA FACTS

**Arena (Capacity):** ..... Moby Arena (8,745)  
**Press Row Phone:** ..... (970) 491-3981  
**Largest Crowd:** ..... 11,642 (vs. New Mexico, Feb. 4, 1978)  
**Year Opened:** ..... 1966  
**All-Time Arena Record:** ..... 429-179 (.706)

## 2007-08 ATTENDANCE FIGURES

Attendance	Games	Total	Avg.	Largest Crowd
Home	13	43,588	3,353	5,377 vs. Colorado
Away & Neutral	19	118,093	6,215	13,135 at BYU
<b>Totals</b>	<b>32</b>	<b>161,681</b>	<b>5,053</b>	

## 2008-09 SCHEDULE

November			TV	Time
14	Fri.	Montana		7 p.m.
18	Tue.	Northern Colorado		7 p.m.
22	Sat.	Minnesota	The Mtn.	8 p.m.
24	Mon.	St. Martin's		7 p.m.
26	Wed.	New Orleans		7 p.m.
29	Sat.	at San Francisco		2 p.m.
<b>December</b>				
2	Tue.	Nevada	The Mtn.	7 p.m.
6	Sat.	at Boise State		7 p.m.
10	Wed.	at Colorado		7 p.m.
14	Sun.	Stanford	CBS C	5 p.m.
20	Sat.	at Denver		4 p.m.
27	Sat.	at Hawai'i (1)		7:30 p.m.
28	Sun.	vs. TBD (1)		TBD
29	Mon.	vs. TBD (1)		TBD
30	Tue.	vs. TBD (1)		TBD
<b>January</b>				
3	Sat.	at TCU*		7 p.m.
10	Sat.	BYU*	The Mtn.	1 p.m.
14	Wed.	UNLV*		7 p.m.
17	Sat.	at Utah*	The Mtn.	4 p.m.
20	Tue.	Air Force*	The Mtn.	8 p.m.
24	Sat.	at Wyoming*	The Mtn.	4 p.m.
28	Wed.	at New Mexico*	The Mtn.	7:30 p.m.
31	Sat.	San Diego State*	The Mtn.	7 p.m.
<b>February</b>				
7	Sat.	TCU*	The Mtn.	7 p.m.
11	Wed.	at BYU*	The Mtn.	6 p.m.
14	Sat.	at UNLV*		7 p.m.
18	Wed.	Utah*	The Mtn.	6 p.m.
21	Sat.	at Air Force*	The Mtn.	7 p.m.
25	Wed.	Wyoming*	The Mtn.	6 p.m.
28	Sat.	New Mexico*		7 p.m.
<b>March</b>				
4	Wed.	at San Diego State*	The Mtn.	8 p.m.
11-14	Wed-Sat.	Conoco MWC Championship (Las Vegas, Nev.)		

Home games in **bold**. \*Mountain West Conference game.  
 All game times are local to site and subject to change.  
 (1) Rainbow Classic (Honolulu, Hawaii)



Moby Arena



Dr. Larry Penley  
President



Jackie Hartman  
Faculty Representative



Paul Kowalczyk  
Athletics Director



Christine Susemihl  
Sr. Associate A.D./SWA



John Manuszak  
Men's Basketball SID

# COLORADO STATE RAMS



## HEAD COACH TIM MILES



**Alma Mater:** .....University of Mary, 1989  
**Hometown:** .....Doland, S.D.  
**Born:** .....August, 1966  
**Playing Career:** .....N/A  
**Overall Record:** .....219-157 (13 years)  
**School Record:** .....7-25 (2nd year)  
**MWC Record:** .....0-16 (2nd year)  
**MWC Tournament Record/Appearances:** .....1-1 (.500)/1  
**Overall Conf. Tournament Record/Appearances:** .....6-6 (.500)/7  
**NCAA Tournament Record/Appearances:** .....0-0 (.000)/0  
**NIT Record/Appearances:** .....0-0 (.000)/0

## YEAR-BY-YEAR COACHING RECORD

Year	School	Overall	Conf. (PL)	Postseason
1995-96	Mayville (N.D.) State	17-11	9-3 (1st, DAC)	NAIA-II Nationals
1996-97	Mayville (N.D.) State	18-11	10-2 (1st, DAC)	NAIA-II Nationals
<b>Totals</b>	<b>2 Years</b>	<b>35-22 (.614)</b>	<b>19-5 (.792)</b>	
1997-98	SW Minnesota State	16-11	7-5 (3rd, NSC)	-
1998-99	SW Minnesota State	16-11	7-5 (3rd, NSC)	-
1999-00	SW Minnesota State	18-10	12-6 (4th, NSC)	-
2000-01	SW Minnesota State	28-7	17-1 (1st, NSC)	NCAA D-II Elite 8
<b>Totals</b>	<b>4 Years</b>	<b>78-39 (.667)</b>	<b>43-17 (.717)</b>	
2001-02	North Dakota State	11-15	5-13 (T-8th, NCC)	-
2002-03	North Dakota State	20-11	9-7 (4th, NCC)	-
2003-04	North Dakota State	16-13	8-6 (T-3rd, NCC)	-
2004-05	North Dakota State	16-12	-	-
2005-06	North Dakota State	16-12	-	-
2006-07	North Dakota State	20-8	-	-
<b>Totals</b>	<b>6 Years</b>	<b>99-71 (.582)</b>	<b>22-26 (.458)</b>	
2007-08	Colorado State	7-25	0-16 (9th, MWCC)	-
<b>Totals</b>	<b>1 Year</b>	<b>7-25 (.219)</b>	<b>0-16 (.000)</b>	
<b>Career</b>	<b>13 Years</b>	<b>219-157 (.582)</b>	<b>84-61 (.579)</b>	

## PREVIOUS COACHING EXPERIENCE

**North Dakota State** .....Head Coach (2001-2007)  
**Southwest Minnesota State** .....Head Coach (1997-2001)  
**Mayville State** .....Head Coach (1995-1997)  
**Northern State** .....Assistant Coach (1989-1995)

**Men's Basketball Office Phone:** .....(970) 491-6263

## MILES VS. MOUNTAIN WEST

vs. Air Force .....0-2  
 vs. BYU .....0-3  
 vs. New Mexico .....0-2  
 vs. San Diego State .....0-2  
 vs. TCU .....0-2  
 vs. UNLV .....0-2  
 vs. Utah .....0-2  
 vs. Wyoming .....1-2  
**Total** .....1-17

## ASSISTANT COACHES

**Mark Amaral**  
 2nd year (College of Idaho '90)  
**Niko Medved**  
 2nd year (Minnesota '97)  
**DeMarlo Slocum**  
 2nd year (Georgia Southern '01)



Mark Amaral



Niko Medved



DeMarlo Slocum

## CSU YEAR-BY-YEAR IN THE MWC

Year	Overall	MWC	H	A	MWC Finish	MWC Championship Seed	MWC Championship Finish	Postseason
1999-00	18-12	8-6	5-2	3-4	T-4th	4	0-1	-
2000-01	15-13	6-8	5-2	1-6	T-5th	5	0-1	-
2001-02	12-18	3-11	2-5	1-6	T-7th	7	0-1	-
2002-03	19-14	5-9	3-4	2-5	6th	6	3-0 (1st)	NCAA
2003-04	13-16	4-10	4-3	0-7	T-7th	8	1-1	-
2004-05	11-17	3-11	3-4	0-7	T-7th	8	0-1	-
2005-06	16-15	4-12	2-6	2-6	8th	8	1-1	-
2006-07	17-13	6-10	4-4	2-6	T-6th	6	1-1	-
2007-08	7-25	0-16	0-8	0-8	9th	9	1-1	-
<b>Totals</b>	<b>128-143</b>	<b>39-93</b>	<b>28-38</b>	<b>11-55</b>			<b>7-8</b>	

## COLORADO STATE COACHING RECORDS (ALL-TIME)

Years	Record	Win Pct.	Coach
1901-04	4-3	.571	--
1906-09	10-10	.500	Claude Rothgeb
1910-11	5-4	.556	George Cassidy
1911-25	60-79	.432	Harry Hughes
1925-28	11-26	.297	P.E. Pavlik
1928-34	30-44	.405	Joe Ryan
1934-35	6-6	.500	Saaly Salwachter
1935-37	10-15	.400	Sam Campbell
1937-45	42-80	.344	John Davis
1945-49	38-63	.376	E.D. Taylor
1949-50	7-23	.233	H.B. Lee
1950-54	60-56	.517	Bill Strannigan
1954-80	352-283	.556	Jim Williams
1980-87	80-120	.400	Tony McAndrews
1987-91	81-46	.638	Boyd Grant
1991-98	121-86	.585	Stew Morrill
1998-00	37-23	.617	Ritchie McKay
2000-07	103-106	.493	Dale Layer
2007-08	7-25	.219	Tim Miles
<b>Totals:</b>	<b>1,064-1,098 (.492)</b>		<b>103 seasons-2,162 games</b>

## CSU HISTORY

### REGULAR SEASON

**CONFERENCE CHAMPIONSHIPS:** .....5  
 1953-54 1959-60 1960-61 1988-89  
 1989-90

### CONFERENCE TOURNAMENT

**CHAMPIONSHIPS:** .....1  
 2003

### CONFERENCE TOURNAMENT

#### TITLE GAME APPEARANCES: .....2

Year	Opp.	Site	Result
1989	UTEP	Salt Lake City, Utah	L, 60-73
2003	UNLV	Las Vegas, Nev.	W, 62-61

#### NCAA TOURNAMENT APPEARANCES: .....8

1954	1963	1965	1966
1969	1989	1990	2003

#### NIT APPEARANCES: .....6

1961	1962	1988	1996
1998	1999		



# COLORADO STATE RAMS

## 2008-09 ROSTER

No.	Name	Pos.	Ht.	Wt.	Yr.	Exp.	Hometown (Previous School)
1	Travis Franklin	F	6-7	215	So.	TR	Baton Rouge, La. (Colby CC)
3	Flynn Clayman	F	6-9	205	So.	1L	Los Angeles, Calif. (Venice HS)
4	Marcus Walker	G	6-0	175	Sr.	1L	Kansas City, Mo. (Nebraska/Indian Hills CC)
11	Jesse Carr	G	6-2	180	Fr.	HS	Ainsworth, Neb. (Ainsworth HS)
12	Adam Nigon	G	6-3	175	Jr.	1L	Broomfield, Colo. (Broomfield HS)
13	Andre McFarland	F	6-6	225	So.	1L	Las Vegas, Nev. (Brewster Academy)
14	Noel Cardinelli	G	6-1	180	Jr.	TR	McClave, Colo. (McCook CC)
15	Mike Annese	G	6-1	155	Jr.	RS	Littleton, Colo. (Western State)
20	Harvey Perry	G	6-5	205	Jr.	TR	Las Vegas, Nev. (College of Southern Idaho)
21	Josh Simmons	G	6-4	185	So.	1L	Houston, Texas (Westfield HS)
23	Ronnie Aguilar	C	7-0	250	Jr.	1L	Los Angeles, Calif. (John Marshall HS)
32	Andy Ogide	F	6-8	240	So.	TR	Dallas, Ga. (Ole Miss)
43	Willis Gardner	G	6-1	182	Sr.	1L	Norristown, Penn., (Ohlone CC)
44	Mame Bocar Ba	F	6-9	245	Jr.	TR	Dakar, Senegal (College of Southern Idaho)
54	Dan Vandervieren	C	6-10	260	So.	TR	Eden Prairie, Minn. (Purdue)

## RAM CAREER LEADERS

Scoring	Years	Points
1. Pat Durham	1986-89	1,980
2. Bill Green	1961-63	1,682
3. Matt Nelson	2001-05	1,637
4. Rich Strong	1983-86	1,555
5. David Turcotte	1985-88	1,508
6. Barry Young	1978-80	1,413
7. Eddie Hughes	1979-82	1,360
8. Gary Rhoades	1971-73	1,292
9. Brian Greene	2000-03	1,259
10. Lonnie Wright	1964-66	1,246

Rebounding	Years	Points
1. Pat Durham	1986-89	851
2. Rich Strong	1983-86	805
3. Matt Barnett	1995-98	768
4. Mike Childress	1970-71	741
5. Bill Green	1961-63	726
6. Brian Greene	2000-03	669
7. Tim Hall	1973-75	663
8. Richard Gregory	1956-58	642
9. Richard Hoffner	1958-60	638
10. Barry Bailey	1985-88	610

## ROSTER BREAKDOWN

### Starters Returning (3)

Name	Pos.	Yr.	2007-08 Stats
Marcus Walker	G	Sr.	17.1 ppg, 2.9 rpg, 2.6 apg
Willis Gardner	G	Sr.	9.8 ppg, 3.2 rpg, 2.8 apg
Andre McFarland	F	So.	8.3 ppg, 4.5 rpg, 1.0 apg

### Starters Lost (1)

Name	Pos.	Yr.	2007-08 Stats
Stuart Creason	C	Sr.	12.2 ppg, 5.7 rpg, 1.6 bpg

### Other Letterwinners Returning (4)

Name	Pos.	Yr.	2007-08 Stats
Flynn Clayman	F	So.	4.1 ppg, 1.9 rpg
Ronnie Aguilar	C	Jr.	3.9 ppg, 6.1 rpg
Adam Nigon	G	Jr.	3.1 ppg, 2.8 rpg, 1.1 apg
Josh Simmons	G	So.	4.9 ppg, 2.8 rpg, 1.6 apg

### Other Letterwinners Lost (3)

Name	Pos.	Yr.	2007-08 Stats
David Cohen	G	Sr.	2.0 ppg, 0.5 rpg
Joshua McGinley	G	Fr.	0.3 ppg, 0.4 rpg
Jared Van Tassel	F	Fr.	0.4 ppg, 0.3 rpg

### Newcomers (8)

Name	Pos.	Ht.	Wt.	Yr.
Mike Annese	G	6-1	155	RS-Jr.
Mame Bocar Ba	F	6-9	245	Jr.
Noel Cardinelli	G	6-1	180	Jr.
Jesse Carr	G	6-2	180	Fr.
Travis Franklin	F	6-7	215	So.
*Andy Ogide	F	6-8	240	So.
Harvey Perry	G	6-5	205	Jr.
*Dan Vandervieren	C	6-10	260	So.

\*Sat out 2007-08 season per NCAA transfer rules


## PLAYERS TO WATCH



### Marcus Walker • Sr. • G • 6-0 • 175

- Named second-team all-MWC and MWC Newcomer of the Year in 2007-08.
- Only player to start all 32 games for the Rams last season.
- Ranked second in the MWC in scoring (17.1 ppg) in 2007-08, reaching double-figures in scoring 26 times in 32 games.
- Scored 20+ points 11 times last season, including a career-high 43 points against Tennessee State on Nov. 17, 2007, the third-highest single-game scoring output in school history.

Career Statistics (*Nebraska statistics)									
Year	G-GS	FG-FGA	Pct	3P-3PA	Pct	FT-FTA	Pct	Reb-Avg	Pts-Avg
05-06*	33-12	63-166	.380	26-87	.299	32-49	.653	35-1.1	184-5.6
07-08	32-32	206-467	.441	58-195	.297	77-100	.770	92-2.9	547-17.1
<b>Totals</b>	<b>65-44</b>	<b>269-633</b>	<b>.425</b>	<b>84-282</b>	<b>.298</b>	<b>109-149</b>	<b>.732</b>	<b>127-2.0</b>	<b>731-11.2</b>



### Willis Gardner • Sr. • G • 6-1 • 182

- Team's second-leading returning scorer (9.8 ppg), starting 28 games at point guard for the Rams last season.
- Topped five assists in nine games in 2007-08, including a career-high nine assists against Tennessee State on Nov. 17, 2007.
- Reached double-figures in scoring 12 of the first 19 games last season before being slowed by a shoulder injury.

Career Statistics									
Year	G-GS	FG-FGA	Pct	3P-3PA	Pct	FT-FTA	Pct	Reb-Avg	Pts-Avg
07-08	30-28	100-223	.448	35-91	.385	60-67	.896	97-3.2	295-9.8
<b>Totals</b>	<b>30-28</b>	<b>100-223</b>	<b>.448</b>	<b>35-91</b>	<b>.385</b>	<b>60-67</b>	<b>.896</b>	<b>97-3.2</b>	<b>295-9.8</b>

# COLORADO STATE RAMS



## 2007-08 STATISTICS-ALL GAMES

No.	Player	G-GS	Min-Avg	/---Total---		/---3-Pts---		FT-FTA	Pct	/---Rebounds---		HOME: 3-10			AWAY: 0-14			NEUTRAL: 4-1		
				FG-FGA	Pct	3P-3PA	Pct			Off-Def	Tot-Avg	PF-FO	A	TO	BL	ST	Pts-Avg			
04	Marcus Walker	32-32	1069-33.4	206-467	.441	58-195	.297	77-100	.770	16-76	92-2.9	75-0	84	72	3	35	547-17.1			
30	Stuart Creason	20-19	512-25.6	97-168	.577	0-0	.000	49-63	.778	36-78	114-5.7	59-4	22	32	31	4	243-12.2			
43	Willis Gardner	30-28	918-30.6	100-223	.448	35-91	.385	60-67	.896	18-79	97-3.2	47-0	87	46	6	22	295-9.8			
13	Andre McFarland	32-31	928-29.0	95-228	.417	40-94	.426	36-48	.750	39-106	145-4.5	56-1	31	51	11	8	266-8.3			
22	Jesse Woodard	31-2	564-18.2	55-154	.357	23-77	.299	29-45	.644	8-36	44-1.4	63-2	43	48	0	17	162-5.2			
21	Josh Simmons	32-19	651-20.3	49-144	.340	9-37	.243	51-83	.614	27-63	90-2.8	81-2	50	70	10	15	158-4.9			
03	Flynn Clayman	32-1	428-13.4	48-120	.400	17-48	.354	17-25	.680	20-41	61-1.9	64-3	16	27	9	4	130-4.1			
23	Ronnie Aguilar	26-8	441-17.0	38-87	.437	0-0	.000	25-41	.610	43-116	159-6.1	75-3	5	34	27	7	101-3.9			
12	Adam Nigon	32-19	658-20.6	42-84	.500	5-12	.417	10-20	.500	24-64	88-2.8	56-0	35	37	4	19	99-3.1			
11	David Cohen	22-1	207-9.4	15-35	.429	8-16	.500	5-6	.833	5-7	12-0.5	19-1	10	8	0	6	43-2.0			
33	Jared Van Tassel	7-0	13-1.9	2-4	.500	0-1	.000	0-0	.000	0-2	2-0.3	0-0	1	0	0	0	4-0.6			
40	Joshua McGinley	11-0	35-3.2	1-6	.167	1-6	.167	0-1	.000	1-3	4-0.4	2-0	1	0	0	0	3-0.3			
TEAM										52-61	113-3.5	0					9			
<b>COLORADO STATE</b>		<b>32</b>		<b>748-1720</b>	<b>.435</b>	<b>196-577</b>	<b>.340</b>	<b>359-499</b>	<b>.719</b>	<b>289-732</b>	<b>1021-31.9</b>	<b>597-16</b>	<b>385</b>	<b>434</b>	<b>101</b>	<b>137</b>	<b>2051-64.1</b>			
<b>Opponents</b>		<b>32</b>		<b>817-1831</b>	<b>.446</b>	<b>234-660</b>	<b>.355</b>	<b>450-631</b>	<b>.713</b>	<b>372-755</b>	<b>1127-35.2</b>	<b>509-5</b>	<b>483</b>	<b>340</b>	<b>113</b>	<b>183</b>	<b>2318-72.4</b>			

## 2007-08 STATISTICS-MWC GAMES

No.	Player	G-GS	Min-Avg	/---Total---		/---3-Pts---		FT-FTA	Pct	/---Rebounds---		HOME: 0-8			AWAY: 0-8		
				FG-FGA	Pct	3P-3PA	Pct			Off-Def	Tot-Avg	PF-FO	A	TO	BL	ST	Pts-Avg
04	Marcus Walker	16-16	552-34.5	104-258	.403	34-116	.293	48-63	.762	9-40	49-3.1	36-0	37	33	3	17	290-18.1
30	Stuart Creason	7-6	159-22.7	29-50	.580	0-0	.000	26-32	.813	10-21	31-4.4	23-2	6	10	11	2	84-12.0
43	Willis Gardner	14-13	381-27.2	31-87	.356	13-42	.310	17-17	1.000	3-29	32-2.3	24-0	30	23	4	11	92-6.6
13	Andre McFarland	16-16	464-29.0	47-126	.373	19-58	.328	18-24	.750	26-55	81-5.1	32-1	17	29	6	4	131-8.2
22	Jesse Woodard	16-1	299-18.7	33-89	.371	13-44	.295	22-32	.688	5-24	29-1.8	33-0	22	33	0	10	101-6.3
21	Josh Simmons	16-8	343-21.4	24-63	.381	3-17	.176	24-39	.615	16-40	56-3.5	43-1	28	33	5	10	75-4.7
03	Flynn Clayman	16-1	231-14.4	24-67	.358	11-28	.393	8-11	.727	9-16	25-1.6	36-2	5	15	4	4	67-4.2
23	Ronnie Aguilar	10-7	219-21.9	22-52	.423	0-0	.000	12-16	.750	20-52	72-7.2	30-1	2	13	18	1	56-5.6
12	Adam Nigon	16-11	343-21.4	18-36	.500	4-8	.500	7-13	.538	13-32	45-2.8	30-0	14	18	3	8	47-2.9
11	David Cohen	14-1	177-12.6	11-27	.407	6-13	.462	3-4	.750	4-7	11-0.8	19-1	10	7	0	5	31-2.2
33	Jared Van Tassel	5-0	9-1.8	1-1	1.000	0-0	.000	0-0	.000	0-1	1-0.2	0-0	0	0	0	0	2-0.4
40	Joshua McGinley	7-0	22-3.1	0-4	.000	0-4	.000	0-0	.000	0-1	1-0.1	2-0	1	0	0	0	0-0.0
TEAM										23-32	55-3.4	0					2
<b>COLORADO STATE</b>		<b>16</b>		<b>344-860</b>	<b>.400</b>	<b>103-330</b>	<b>.312</b>	<b>185-251</b>	<b>.737</b>	<b>138-350</b>	<b>488-30.5</b>	<b>308-8</b>	<b>172</b>	<b>216</b>	<b>54</b>	<b>72</b>	<b>976-61.0</b>
<b>Opponents</b>		<b>16</b>		<b>418-909</b>	<b>.460</b>	<b>119-322</b>	<b>.370</b>	<b>251-333</b>	<b>.754</b>	<b>182-413</b>	<b>595-37.2</b>	<b>251-1</b>	<b>262</b>	<b>161</b>	<b>50</b>	<b>98</b>	<b>1206-75.4</b>

## CAREER STATISTICS FOR 2008-09 PLAYERS (MIN. 50 PERCENT OF GAMES PLAYED)

No.	Player	G-GS	Avg Min	FG-FGA	Pct	3P-3PA	Pct	FT-FTA	Pct	Off-Def	Tot-Avg	PF-FO	A	TO	BL	ST	Pts-Avg
04	Marcus Walker	32-32	33.4	206-467	.441	58-195	.297	77-100	.770	16-76	92-2.9	75-0	84	72	3	35	547-17.1
43	Willis Gardner	30-28	30.6	100-223	.448	35-91	.385	60-67	.896	18-79	97-3.2	47-0	87	46	6	22	295-9.8
13	Andre McFarland	32-31	29.0	95-228	.417	40-94	.426	36-48	.750	39-106	145-4.5	56-1	31	51	11	8	266-8.3
21	Josh Simmons	32-19	20.3	49-144	.340	9-37	.243	51-83	.614	27-63	90-2.8	81-2	50	70	10	15	158-4.9
03	Flynn Clayman	32-1	13.4	48-120	.400	17-48	.354	17-25	.680	20-41	61-1.9	64-3	16	27	9	4	130-4.1
12	Adam Nigon	32-19	20.6	42-84	.500	5-12	.417	10-20	.500	24-64	88-2.8	56-0	35	37	4	19	99-3.1
23	Ronnie Aguilar	37-8	12.4	39-90	.433	0-0	.000	25-41	.610	43-119	162-4.4	79-3	5	36	28	7	103-2.8

## 2007-08 RESULTS • (7-25/0-16 MWC)

Date	Opponent	Result	Time/Alt.	High Scorer/Reb.	Date	Opponent	Result	Alt. High Scorer/Reb.
<b>November</b>								
Thu. 1	Regis (exh.)	W, 81-75	2,174	Creason 24/Creason 10	Sat. 26	at Wyoming* (CSTV)	L, 58-73	6,024 Walker 26/Two 8
Sat. 3	Chadron State (exh.)	W, 107-76	2,231	McFarland 14/Gardner 4	Tue. 29	San Diego State* (The Mtn.)	L, 82-83	3,073 Walker 26/Aguilar 11
Fri. 9	at Montana	L, 39-75	6,037	Two 10/Gardner 7	<b>February</b>			
Thu. 15	vs. Oregon State (1)	W, 69-56	2,833	Gardner 20/Creason 17	Sat. 2	Utah*	L, 52-67	3,505 Walker 23/Aguilar 7
Sat. 17	vs. Tennessee State (1)	W, 87-68	1,656	Walker 43/Nigon 6	Tue. 5	at New Mexico* (The Mtn.)	L, 51-91	12,422 Walker 11/Simmons 7
Sun. 18	vs. Portland State (1)	W, 64-63	2,116	Gardner 21/Creason 10	Sat. 9	at UNLV* (The Mtn.)	L, 51-68	12,946 Walker 24/Walker 7
Sat. 24	at Stanford	L, 53-73	7,339	Gardner 14/McFarland 8	Wed. 13	BYU*	L, 65-79	2,728 Creason 24/Creason 6
Wed. 28	Arkansas-Pine Bluff	W, 73-48	2,508	Creason 16/Aguilar 11	Wed. 20	at TCU* (The Mtn.)	L, 64-66	3,411 Walker 20/Walker 10
<b>December</b>								
Sat. 1	at Northern Colorado	L, 59-72	2,759	Walker 17/Three 4	Sat. 23	Air Force*	L, 59-61	3,513 Walker 18/McFarland 6
Wed. 5	Denver (The Mtn.)	W, 44-40	2,497	Walker 13/Two 5	Wed. 27	Wyoming* (The Mtn.)	L, 67-77	4,679 Gardner 16/Simmons 7
Sat. 8	at Minnesota	L, 74-91	12,003	Gardner 19/Creason 11	<b>March</b>			
Sat. 15	vs. North Dakota State	L, 69-83	5,134	Creason 25/Creason 8	Sat. 1	at San Diego State* (The Mtn.)	L, 62-86	7,922 Walker 15/McFarland 6
Wed. 19	at Nevada	L, 66-74	7,070	Gardner 19/Aguilar 9	Tue. 4	at Utah* (The Mtn.)	L, 61-82	9,075 McFarland 15/Nigon 5
Sat. 22	Colorado (The Mtn.)	L, 70-73	5,377	Walker 17/Creason 6	Sat. 8	New Mexico* (The Mtn.)	L, 52-71	3,318 Simmons 12/McFarland 10
Sat. 29	Western State	W, 87-47	2,647	Walker 16/Aguilar 12	Wed. 12	vs. Wyoming (2)	W, 68-63	4,190 Walker 22/Clayman 7
<b>January</b>								
Sat. 5	UNLV* (The Mtn.)	L, 62-65	4,023	Walker 18/Aguilar 11	Thu. 13	vs. BYU (2) (The Mtn.)	L, 62-89	6,843 Five 9/Aguilar 6
Tue. 8	Oklahoma Panhandle State	L, 91-97 (OT)	2,371	Walker 27/Aguilar 18	Home games in bold *Mountain West Conference game			
Sat. 12	at BYU* (The Mtn.)	L, 73-92	13,135	Walker 24/Aguilar 8	(1) Top of the World Classic (Fairbanks, Alaska)			
Sat. 19	TCU* (The Mtn.)	L, 58-70	3,349	Walker 25/Aguilar 9	(2) Phillips 66 MWC Tournament (Las Vegas, Nev.)			
Tue. 22	at Air Force* (CSTV)	L, 59-75	3,677	Walker 23/Aguilar 6				



# NEW MEXICO LOBOS

## QUICK FACTS

Location: ..... Albuquerque, N.M.  
 President: ..... Dr. David J. Schmidly  
 Faculty Representative: ..... Dr. Breda Bova  
 Athletics Director: ..... Paul Krebs  
 Associate Athletics Director/SWA: ..... Janice Ruggiero  
 Enrollment: ..... 25,767  
 Founded: ..... 1889  
 Nickname: ..... Lobos  
 Colors: ..... Cherry and Silver  
 Elevation: ..... 5,086 feet  
 TV Market: ..... Albuquerque/Santa Fe (No. 46)

## TEAM FACTS

Head Coach: ..... Steve Alford (2nd year)  
 2007-08 Record (Home-Away-Neutral): ..... 24-9 (16-2, 8-6, 0-1)  
 2007-08 Conference Record/Finish: ..... 11-5/3rd  
 2007-08 Postseason: ..... NIT First Round, lost to California 66-68  
 All-Time Record: ..... 1,289-1,005 (.562)  
 NCAA Appearances/Record: ..... 11/6-12  
 Last NCAA Appearance: ..... 2005  
 NIT Appearances/Record: ..... 17/16-18  
 Last NIT Appearance: ..... 2008  
 Final AP/USA Today Ranking: ..... NR/NR  
 Letterwinners Returning/Lost: ..... 6/5  
 Starters Returning/Lost: ..... 4/1

## MEDIA RELATIONS

Men's Basketball SID: ..... Jay Blackman  
 E-mail: ..... blackman@unm.edu  
 Office Phone: ..... (505) 925-5528  
 Cell Phone: ..... (505) 710-2828  
 Fax Number: ..... (505) 925-5529  
 Athletics Website: ..... www.golobos.com

## ARENA FACTS

Arena (Capacity): ..... The Pit/Bob King Court (18,018)  
 Press Row Phone: ..... (505) 925-5988  
 Largest Crowd: ..... 19,452 (vs. UNLV, Jan. 17, 1976)  
 Year Opened: ..... 1966  
 All-Time Arena Record: ..... 598-142 (.808)

## 2007-08 ATTENDANCE FIGURES

Attendance	Games	Total	Avg.	Largest Crowd
Home	18	258,493	14,361	18,018 (twice)
Away & Neutral	15	116,459	7,764	19,932 at BYU
<b>Totals</b>	<b>33</b>	<b>374,952</b>	<b>11,362</b>	

## 2008-09 SCHEDULE

November			TV	Time
8	Sat.	Western New Mexico (exh.)		3 p.m.
14	Fri.	Southeast Missouri		7 p.m.
16	Sun.	at Creighton		2 p.m.
20	Thu.	vs. Grambling State (1)		7 p.m.
22	Sat.	vs. UCF (1)		7 p.m.
24	Mon.	Cal State Northridge		7 p.m.
29	Sat.	vs. VCU (1)		9 p.m.
30	Sun.	vs. Drake/Vanderbilt (1)		TBD
<b>December</b>				
6	Sat.	Southern Mississippi	The Mtn.	4 p.m.
10	Wed.	at San Diego	Ch. 4 San Diego	7 p.m.
13	Sat.	Mississippi	<b>VERSUS</b>	2 p.m.
17	Wed.	Oral Roberts	The Mtn.	6:30 p.m.
20	Sat.	at Texas Tech		TBD
23	Tue.	New Mexico State	The Mtn.	6:30 p.m.
30	Tue.	at New Mexico State		7 p.m.
<b>January</b>				
3	Sat.	at UNLV*	The Mtn.	7:30 p.m.
6	Tue.	UTEP		7 p.m.
10	Sat.	Air Force*	The Mtn.	7:30 p.m.
17	Sat.	BYU*	<b>VERSUS</b>	2 p.m.
21	Wed.	at San Diego State*	The Mtn.	7:30 p.m.
24	Sat.	at TCU*		7 p.m.
28	Wed.	Colorado State*	The Mtn.	7:30 p.m.
31	Sat.	at Utah*	The Mtn.	1:30 p.m.
<b>February</b>				
3	Tue.	Wyoming*	CBS C	8 p.m.
7	Sat.	UNLV*	CBS C	6 p.m.
11	Wed.	at Air Force*	CBS C	8 p.m.
17	Tue.	at BYU*	The Mtn.	8 p.m.
21	Sat.	San Diego State*	<b>VERSUS</b>	1 p.m.
24	Tue.	TCU*	The Mtn.	6:30 p.m.
28	Sat.	at Colorado State*		7 p.m.
<b>March</b>				
3	Tue.	Utah*	The Mtn.	7 p.m.
7	Sat.	at Wyoming*	The Mtn.	1:30 p.m.
11-14	Wed-Sat.	Conoco MWC Championship (Las Vegas, Nev.)		

Home games in **bold**. \*Mountain West Conference game.  
 All game times are local to site and subject to change.  
 (1) Cancun Challenge (Cancun, Mexico)



The Pit/Bob King Court



Dr. David J. Schmidly  
President



Dr. Breda Bova  
Faculty Representative



Paul Krebs  
Athletics Director



Janice Ruggiero  
Associate A.D./SWA



Jay Blackman  
Men's Basketball SID

# NEW MEXICO LOBOS



## HEAD COACH STEVE ALFORD



**Alma Mater:** ..... Indiana, 1987  
**Hometown:** ..... New Castle, Ind.  
**Born:** ..... November, 1964  
**Playing Career:** ..... Indiana, 1983-87  
**Overall Record:** ..... 332-192 (17 years)  
**School Record:** ..... 24-9 (1 year)  
**MWC Record:** ..... 24-9 (1 year)  
**MWC Tournament Record/Appearances:** ..... 0-1 (.000)/1  
**Overall Conf. Tournament Record/Appearances:** ..... 26-10 (.722)/16  
**NCAA Tournament Record/Appearances:** ..... 8-7 (.533)/7  
**NIT Record/Appearances:** ..... 2-5 (.286)/5

## YEAR-BY-YEAR COACHING RECORD

Year	School	Overall	Conf. (Pl.)	Postseason
1991-92	Manchester College	4-16	3-11 (8th, HCAC)	-
1992-93	Manchester College	20-8	7-5 (T-3rd, HCAC)	NCAA D-III First Round
1993-94	Manchester College	23-4	10-2 (1st, HCAC)	NCAA D-III First Round
1994-95	Manchester College	31-1	12-0 (1st, HCAC)	NCAA D-III National Runner-up
<b>Totals</b>	<b>4 Years</b>	<b>78-29 (.729)</b>	<b>32-18 (.640)</b>	
1995-96	SW Missouri State	16-12	11-7 (4th, MVC)	-
1996-97	SW Missouri State	24-9	12-6 (T-2nd, MVC)	NIT First Round
1997-98	SW Missouri State	16-16	11-7 (T-3rd, MVC)	-
1998-99	SW Missouri State	22-11	11-7 (T-2nd, MVC)	NCAA Sweet 16
<b>Totals</b>	<b>4 Years</b>	<b>78-48 (.619)</b>	<b>45-27 (.625)</b>	
1999-00	Iowa	14-16	6-10 (T-7th, Big Ten)	-
2000-01	Iowa	23-12	7-9 (T-6th, Big Ten)	NCAA Second Round
2001-02	Iowa	19-16	5-11 (T-8th, Big Ten)	NIT First Round
2002-03	Iowa	17-14	7-9 (T-8th, Big Ten)	NIT Third Round
2003-04	Iowa	16-13	9-7 (4th, Big Ten)	NIT First Round
2004-05	Iowa	21-12	7-9 (7th, Big Ten)	NCAA First Round
2005-06	Iowa	25-9	11-5 (T-2nd, Big Ten)	NCAA First Round
2006-07	Iowa	17-14	9-7 (4th, Big Ten)	-
<b>Totals</b>	<b>8 Years</b>	<b>152-106 (.589)</b>	<b>61-67 (.477)</b>	
2007-08	New Mexico	24-9	11-5 (3rd, MWC)	NIT First Round
<b>Totals</b>	<b>1 Year</b>	<b>24-9 (.727)</b>	<b>11-5 (.688)</b>	
<b>Career</b>	<b>17 Years</b>	<b>332-192 (.634)</b>	<b>149-117 (.560)</b>	

## PREVIOUS COACHING EXPERIENCE

**Iowa** ..... Head Coach (1999-2007)  
**Southwest Missouri State** ..... Head Coach (1995-1999)  
**Manchester College** ..... Head Coach (1991-1995)

**Men's Basketball Office Phone:** ..... (505) 925-5750

## ALFORD VS. MOUNTAIN WEST

vs. Air Force ..... 3-0  
 vs. BYU ..... 0-2  
 vs. Colorado State ..... 2-0  
 vs. San Diego State ..... 1-1  
 vs. TCU ..... 1-3  
 vs. UNLV ..... 1-1  
 vs. Utah ..... 2-1  
 vs. Wyoming ..... 2-0  
**Total** ..... 12-8

## ASSOCIATE HEAD COACH

**Craig Neal**  
 2nd year (Georgia Tech '88)

## ASSISTANT COACHES

**Ryan Miller**  
 2nd year (Northern State '00)

**Chris Walker**  
 2nd year (Villanova '92)



Craig Neal



Ryan Miller



Chris Walker

## UNM YEAR-BY-YEAR IN THE MWC

Year	Overall	MWC	H	A	MWC Finish	MWC Championship Seed	MWC Championship Finish	Postseason
1999-00	18-14	9-5	5-2	4-3	3rd	3	0-1	NIT
2000-01	21-13	6-8	4-3	2-5	T-5th	4	2-1	NIT
2001-02	16-14	6-8	5-2	1-6	6th	6	0-1	NIT
2002-03	10-18	4-10	4-3	0-7	7th	7	0-1	-
2003-04	14-14	5-9	5-2	0-7	T-5th	5	0-1	-
2004-05	26-7	10-4	7-0	3-4	2nd	2	3-0 (1st)	NCAA
2005-06	17-13	8-8	6-2	2-6	5th	5	0-1	-
2006-07	15-17	4-12	3-5	1-7	T-8th	9	0-1	-
2007-08	24-9	11-5	6-2	5-3	3rd	3	0-1	NIT
<b>Totals</b>	<b>161-119</b>	<b>63-69</b>	<b>45-21</b>	<b>18-48</b>			<b>5-8</b>	

## NEW MEXICO COACHING RECORDS (ALL-TIME)

Years	Record	Win Pct.	Coach
1899-10	16-9	.640	--
1910-17	32-8	.800	Ralph Hutchinson
1918-19	2-4	.333	John McGough
1919-30	86-42	.672	Roy Johnson
1930-33	32-19	.627	Tom Churchill
1933-40	70-97	.419	Roy Johnson
	155-133	.538	Johnson Overall
1940-41	5-18	.217	Benjamin Sacks
1941-43	13-29	.310	Willis Barnes
1944-51	84-76	.525	Woody Clements
1951-52	6-19	.240	Berl Huffman
1952-55	29-43	.403	Woody Clements
	113-119	.487	Clements Overall
1955-58	14-57	.197	Bill Stockton
1958-62	21-75	.219	Bob Sweeney
1962-72	175-89	.663	Bob King
1972-79	134-62	.684	Norm Ellenberger
1979-80	6-22	.214	Charlie Harrison
1980-88	146-106	.579	Gary Colson
1988-99	246-108	.695	Dave Bliss
1999-02	55-41	.573	Fran Fraschilla
2002-07	84-69	.549	Ritchie McKay
2007-08	24-9	.727	Steve Alford

**Totals: 1,288-1,006 (.561) 105 seasons-2,294 games**

## NEW MEXICO HISTORY

### REGULAR SEASON

**CONFERENCE CHAMPIONSHIPS:** ..... 7  
 1944-45    1945-46    1963-64    1967-68  
 1973-74    1977-78    1993-94

### CONFERENCE TOURNAMENT

**CHAMPIONSHIPS:** ..... 3  
 1993                    1996                    2005

### CONFERENCE TOURNAMENT

**TITLE GAME APPEARANCES:** ..... 8

Year	Opp.	Site	Result
1984	UTEP	El Paso, Texas	L, 38-44
1987	Wyoming	Albuquerque, N.M.	L, 62-64
1993	UTEP	Salt Lake City, Utah	W, 76-65
1996	Utah	Albuquerque, N.M.	W, 64-60
1998	UNLV	Las Vegas, Nev.	L, 51-56
1999	Utah	Las Vegas, Nev.	L, 45-60
2001	BYU	Las Vegas, Nev.	L, 65-69
2005	Utah	Denver, Colo.	W, 60-56

### NCAA TOURNAMENT APPEARANCES:

Year	Year	Year	Year
1968	1974	1978	1991
1993	1994	1996	1997
1998	1999	2005	

### NIT APPEARANCES:

Year	Year	Year	Year
1964	1965	1967	1973
1979	1984	1985	1986
1987	1988	1989	1990
1992	2000	2001	2002
2008			



# NEW MEXICO LOBOS

## 2008-09 ROSTER

No.	Name	Pos.	Ht.	Wt.	Yr.	Exp.	Hometown (Previous School)
00	A.J. Hardeman	F	6-9	225	Fr.	HS	Del Valle, Texas (Del Valle HS)
2	Jonathan Wills	G	6-6	185	So.	1L	Carson, Calif. (Mayfair HS)
3	Curtis Dennis	G/F	6-5	195	Fr.	HS	Bronx, N.Y. (Findlay Prep [Nev.])
5	Dairese Gary	G	6-1	205	So.	1L	Elkhart, Ind. (Concord HS)
11	Nate Garth	G	6-3	180	Fr.	HS	Sacramento, Calif. (Hamilton HS [Tenn.])
15	Will Brown	F	6-9	225	Fr.	HS	Dallas, Texas (Parkview Christian HS)
21	Isaiah Rusher	F	6-9	235	Fr.	HS	Houston, Texas (Kashmere HS)
23	Phillip McDonald	G	6-5	200	Fr.	HS	Cypress, Texas (Cypress Springs HS)
30	Roman Martinez	G/F	6-6	185	Jr.	2L	El Paso, Texas (Montwood HS)
32	Tony Danridge	G/F	6-5	215	Sr.	3L	San Bernardino, Calif. (Cajon HS)
33	Chad Toppert	G	6-7	215	Sr.	3L	Albuquerque, N.M. (Albuquerque Academy)
40	Chris Johansen	G	6-4	190	Fr.	HS	Albuquerque, N.M. (St. Pius X)
42	Kem Nweke	C	6-10	265	Fr.	RS	Missouri City, Texas (Marshall HS)
53	Daniel Faris	C	6-9	245	Sr.	3L	Albuquerque, N.M. (Eldorado HS)

## LOBO CAREER LEADERS

Scoring	Years	Points
1. Charles Smith	1994-97	1,993
2. Kenny Thomas	1996-99	1,931
3. Lamont Long	1996-00	1,840
4. Clayton Shields	1995-98	1,837
5. Ruben Douglas	2001-03	1,782
6. Luc Longley	1988-91	1,769
7. Hunter Greene	1984-88	1,745
8. Rob Robbins	1988-91	1,739
9. Willie Long	1969-71	1,542
10. Mel Daniels	1965-67	1,537

Rebounding	Years	Total
1. Kenny Thomas	1996-99	1,032
2. Luc Longley	1988-91	922
3. Mel Daniels	1965-67	853
4. Willie Long	1969-71	800
5. Clayton Shields	1995-98	758
6. Tom King	1960-61	749
7. Lamont Long	1996-00	698
8. Ira Harge	1963-64	636
9. John Teel	1956-58	634
10. Hunter Greene	1984-88	622

## ROSTER BREAKDOWN

### Starters Returning (4)

Name	Pos.	Yr.	2007-08 Stats
Daniel Faris	C	Sr.	9.2 ppg, 4.5 rpg
Dairese Gary	G	So.	7.8 ppg, 2.3 rpg, 3.2 apg
Roman Martinez	G/F	Jr.	7.0 ppg, 3.9 rpg, 2.0 apg
Jonathan Wills	G	Fr.	3.4 ppg, 1.2 apg

### Starters Lost (1)

Name	Pos.	Yr.	2007-08 Stats
J.R. Giddens	G	Sr.	16.3 ppg, 8.8 rpg, 3.1 apg

### Other Letterwinners Returning (2)

Name	Pos.	Yr.	2007-08 Stats
*Tony Danridge	G/F	Sr.	12.5 ppg, 2.5 rpg, 1.3 apg
Chad Toppert	G	Sr.	10.3 ppg, 3.2 rpg, 1.5 apg

\*2006-07 season stats, returning after sitting out due to injury in 2007-08


### Other Letterwinners Lost (4)

Name	Pos.	Yr.	2007-08 Stats
Jamaal Smith	G	Sr.	8.8 ppg, 2.1 rpg, 1.8 apg
Darren Prentice	G	Sr.	7.0 ppg, 1.6 rpg, 2.3 apg
Johnnie Harris	F	Jr.	2.7 ppg, 1.9 rpg
Monquel Pegues	F	Jr.	1.9 ppg, 2.5 rpg

### Newcomers (7)

Name	Pos.	Ht.	Wt.	Yr.
Will Brown	F	6-9	225	Fr.
Curtis Dennis	G/F	6-5	195	Fr.
Nate Garth	G	6-3	180	Fr.
A.J. Hardeman	F	6-7	225	Fr.
Chris Johansen	G	6-4	190	Fr.
Phillip McDonald	G	6-5	190	Fr.
Kem Nweke	C	6-10	265	RS-Fr.
Isaiah Rusher	F	6-9	235	Fr.

## PLAYERS TO WATCH



### Tony Danridge • Sr. • G/F • 6-5 • 215

- Missed all of the 2007-08 season with a broken leg he suffered prior to the start of practice.
- Has played in 95 career games with 59 starts.
- Started all 32 games at the wing as a junior when he was third team all-MWC.
- Ranked second on the team in scoring (12.5 ppg) in 2006-07.

Career Statistics									
Year	G-GS	FG-FGA	Pct	3P-3PA	Pct	FT-FTA	Pct	Reb-Avg	Pts-Avg
04-05	33-0	44-88	.500	0-0	.000	12-23	.522	34-1.0	100-3.0
05-06	30-27	99-193	.513	1-9	.111	53-76	.697	76-2.5	252-8.4
06-07	32-32	166-326	.509	16-39	.410	52-75	.693	79-2.5	400-12.5
<b>Totals</b>	<b>95-59</b>	<b>309-607</b>	<b>.509</b>	<b>17-48</b>	<b>.354</b>	<b>117-174</b>	<b>.672</b>	<b>189-2.0</b>	<b>752-7.9</b>



### Chad Toppert • Sr. • G • 6-7 • 215

- Ranked second on the team in scoring (10.3 ppg) despite starting only 13 games in 2007-08.
- Currently ranks first at New Mexico and second in MWC history with a career 45.7 shooting percentage from 3-point range.
- Has ranked in the top-10 in the nation in 3-point shooting each of the past two seasons, including second (48%) in 2007-08.
- His 184 career 3-pointers ranks sixth all-time in school history.

Career Statistics									
Year	G-GS	FG-FGA	Pct	3P-3PA	Pct	FT-FTA	Pct	Reb-Avg	Pts-Avg
05-06	28-0	19-53	.358	14-43	.326	3-4	.750	20-0.7	55-2.0
06-07	32-15	100-214	.467	85-183	.464	19-24	.792	83-2.6	304-9.5
07-08	33-13	107-228	.469	85-177	.480	42-53	.792	104-3.2	341-10.3
<b>Totals</b>	<b>93-28</b>	<b>226-495</b>	<b>.457</b>	<b>184-403</b>	<b>.457</b>	<b>64-81</b>	<b>.790</b>	<b>207-2.2</b>	<b>700-7.5</b>

# NEW MEXICO LOBOS



## 2007-08 STATISTICS-ALL GAMES

OVERALL RECORD: 24-9

HOME: 16-2

AWAY: 8-6

NEUTRAL: 0-1

No.	Player	G-GS	Min-Avg	/---Total---		/---3-Pts---		/---Rebounds---		PF-FO	A	TO	BL	ST	Pts-Avg		
				FG-FGA	Pct	3P-3PA	Pct	FT-FTA	Pct							Off-Def	Tot-Avg
15	J.R. Giddens	33-33	1063-32.2	210-407	.516	25-75	.333	92-157	.586	57-233	290-8.8	64-2	103	73	39	47	537-16.3
33	Chad Toppert	33-13	836-25.3	107-228	.469	85-177	.480	42-53	.792	23-81	104-3.2	45-0	48	24	5	10	341-10.3
53	Daniel Faris	33-33	784-23.8	123-243	.506	0-1	.000	59-111	.532	70-80	150-4.5	101-5	25	42	21	18	305-9.2
10	Jamaal Smith	33-5	654-19.8	81-166	.488	38-78	.487	92-117	.786	6-64	70-2.1	88-2	61	45	2	13	292-8.8
05	Dairese Gary	33-28	777-23.5	81-182	.445	27-69	.391	68-92	.739	19-56	75-2.3	76-2	105	71	1	44	257-7.8
30	Roman Martinez	33-24	801-24.3	80-171	.468	29-69	.420	42-58	.724	58-70	128-3.9	84-1	65	36	6	31	231-7.0
24	Darren Prentice	32-3	645-20.2	72-181	.398	44-117	.376	35-48	.729	13-39	52-1.6	31-0	75	38	3	21	223-7.0
02	Jonathan Wills	32-17	406-12.7	35-101	.347	23-60	.383	15-24	.625	5-26	31-1.0	40-0	39	21	1	12	108-3.4
04	Johnnie Harris	33-9	403-12.2	40-63	.635	0-0	.000	10-24	.417	31-31	62-1.9	60-0	13	22	4	6	90-2.7
22	Monquel Pegues	33-0	381-11.5	18-75	.240	0-0	.000	26-46	.565	24-58	82-2.5	54-0	3	28	6	5	62-1.9
TEAM										36-58	94-2.8	1	3				
NEW MEXICO		33		847-1817	.466	271-646	.420	481-730	.659	342-796	1138-34.5	644-12	537	403	88	207	2446-74.1
Opponents		33		685-1672	.410	227-669	.339	472-691	.683	300-757	1057-32.0	689-20	435	535	78	167	2069-62.7

## 2007-08 STATISTICS-MWC GAMES

CONFERENCE RECORD: 11-5

HOME: 6-2

AWAY: 5-3

No.	Player	G-GS	Min-Avg	/---Total---		/---3-Pts---		/---Rebounds---		PF-FO	A	TO	BL	ST	Pts-Avg		
				FG-FGA	Pct	3P-3PA	Pct	FT-FTA	Pct							Off-Def	Tot-Avg
15	J.R. Giddens	16-16	531-33.2	118-223	.529	14-38	.368	43-79	.544	23-109	132-8.3	30-1	54	32	21	24	293-18.3
33	Chad Toppert	16-7	413-25.8	50-112	.446	44-89	.494	15-20	.750	9-42	51-3.2	21-0	26	8	2	6	159-9.9
53	Daniel Faris	16-16	412-25.8	58-129	.450	0-1	.000	33-64	.516	40-42	82-5.1	50-1	11	22	12	14	149-9.3
10	Jamaal Smith	16-0	330-20.6	37-84	.440	19-39	.487	45-55	.818	3-24	27-1.7	44-1	33	20	2	7	138-8.6
05	Dairese Gary	16-16	397-24.8	41-98	.418	13-34	.382	27-38	.711	8-34	42-2.6	35-0	42	26	1	26	122-7.6
30	Roman Martinez	16-16	429-26.8	40-87	.460	16-35	.457	16-24	.667	32-34	66-4.1	40-1	30	19	0	13	112-7.0
24	Darren Prentice	15-0	265-17.7	29-74	.392	19-47	.404	17-24	.708	6-13	19-1.3	13-0	31	14	2	8	94-6.3
02	Jonathan Wills	15-9	211-14.1	17-53	.321	11-33	.333	6-9	.667	3-13	16-1.1	21-0	24	6	1	5	51-3.4
04	Johnnie Harris	16-0	151-9.4	10-19	.526	0-0	.000	4-11	.364	10-10	20-1.3	26-0	3	6	1	2	24-1.5
22	Monquel Pegues	16-0	161-10.1	9-22	.409	0-0	.000	7-10	.700	8-19	27-1.7	20-0	2	11	2	2	25-1.6
TEAM										21-33	54-3.4	1	2				
NEW MEXICO		16		409-901	.454	136-316	.430	213-334	.638	163-373	536-33.5	301-4	256	166	44	107	1167-72.9
Opponents		16		336-804	.418	115-335	.343	230-330	.697	139-387	526-32.9	325-6	217	256	44	80	1017-63.6

## CAREER STATISTICS FOR 2008-09 PLAYERS (MIN. 50 PERCENT OF GAMES PLAYED)

No.	Player	G-GS	Avg Min	FG-FGA	Pct	3P-3PA	Pct	FT-FTA	Pct	Off-Def	Tot-Avg	PF-FO	A	TO	BL	ST	Pts-Avg
32	Tony Danridge	95-59	21.9	309-607	.509	17-48	.354	117-174	.672	68-121	189-2.0	154-1	87	97	17	47	752-7.9
05	Dairese Gary	33-28	23.5	81-182	.445	27-69	.391	68-92	.739	19-56	75-2.3	76-2	105	71	1	44	257-7.8
33	Chad Toppert	93-28	19.0	226-495	.457	184-403	.457	64-81	.790	49-158	207-2.2	104-0	82	41	6	28	700-7.5
53	Daniel Faris	89-42	15.4	184-373	.493	1-12	.083	101-179	.564	108-167	275-3.1	207-10	52	75	46	35	470-5.3
30	Roman Martinez	64-36	18.6	111-249	.446	37-102	.363	55-78	.705	94-114	208-3.3	126-1	101	58	16	48	314-4.9
02	Jonathan Wills	32-17	12.7	35-101	.347	23-60	.383	15-24	.625	5-26	31-1.0	40-0	39	21	1	12	108-3.4

## 2007-08 RESULTS • (24-9/11-5 MWC)

Date	Opponent	Result	Att.	High Scorer/Reb.	Date	Opponent	Result	Att.	High Scorer/Reb.
<b>November</b>									
Fri. 2	Eastern New Mexico (exh.)	W, 94-50	11,980	Faris 15/Toppert 10	Tue. 22	Utah* (The Mtn.)	W, 77-67 (OT)	14,309	Faris 15/Giddens 8
Fri. 9	at Colorado	W, 54-47	8,372	Wills 13/Toppert 9	Sat. 26	at BYU* (The Mtn.)	L, 66-83	19,932	Gary 17/Faris 8
Mon. 12	Eastern Washington	W, 92-57	12,016	Smith 15/Giddens 12	<b>February</b>				
Fri. 16	Presbyterian (1)	W, 88-57	11,716	Toppert 21/Giddens 8	Sat. 2	at UNLV* (The Mtn.)	L, 60-79	14,056	Giddens 13/Giddens 7
Sat. 17	St. Bonaventure (1)	W, 81-54	11,949	Two 14/Giddens 12	Tue. 5	Colorado State* (The Mtn.)	W, 91-51	12,422	Toppert 22/Giddens 7
Sun. 18	Loyola Marymount (1)	W, 86-58	11,626	Giddens 21/Two 6	Sat. 9	Wyoming* (The Mtn.)	W, 100-55	14,560	Giddens 36/Giddens 11
Wed. 21	Hawai'i (The Mtn.)	W, 89-60	13,518	Toppert 20/Faris 7	Wed. 13	at San Diego State* (The Mtn.)	W, 73-63	6,307	Giddens 22/Giddens 11
Wed. 28	Southern Utah	W, 57-48	11,911	Giddens 14/Giddens 9	Sat. 16	TCU* (The Mtn.)	W, 64-48	16,385	Giddens 25/Giddens 8
<b>December</b>									
Sat. 1	at Mississippi	L, 77-85	6,731	Martinez 17/Giddens 6	Wed. 20	at Air Force*	W, 68-51	3,658	Giddens 14/Giddens 7
Tue. 4	at New Mexico State (A-Vision)	L, 62-71	6,786	Wills 13/Toppert 20/Two 6	Sat. 23	at Utah* (The Mtn.)	W, 72-71	9,289	Giddens 19/Giddens 7
Sat. 8	San Diego	W, 57-47	12,851	Prentice 19/Giddens 8	Tue. 26	BYU* (The Mtn.)	L, 69-70 (OT)	18,018	Giddens 30/Martinez 9
Sat. 15	Texas Tech (VERSUS)	W, 80-63	16,720	Gary 18/Martinez 7	<b>March</b>				
Wed. 19	New Mexico State (The Mtn.)	W, 83-69	17,243	Martinez 24/Giddens 8	Tue. 4	UNLV* (CSTV)	W, 59-45	18,018	Giddens 17/Giddens 15
Sun. 23	Weber State	W, 62-32	13,345	Giddens 18/Giddens 9	Sat. 8	at Colorado State* (The Mtn.)	W, 71-52	3,318	Faris 15/Faris 8
Thu. 27	at Hawai'i (The Mtn.)	W, 79-69	6,001	Faris 21/Giddens 11	Thu. 13	vs. Utah (2) (The Mtn.)	L, 80-82 (OT)	10,857	Giddens 28/Giddens 17
<b>January</b>									
Wed. 2	at UTEP	W, 86-85 (OT)	10,973	Giddens 20/Giddens 19	Wed. 19	at California (3) (ESPN2)	L, 66-68	1,906	Giddens 26/Giddens 13
Sat. 5	at Wyoming* (CSTV)	W, 99-92 (2OT)	5,063	Smith 24/Two 8	Home games in bold *Mountain West Conference game				
Sat. 12	San Diego State* (The Mtn.)	L, 67-72	17,464	Giddens 24/Giddens 11	(1) Basketball Travelers Invitational (Albuquerque, N.M.)				
Tue. 15	at TCU* (CSTV)	L, 72-74	3,210	Prentice 19/Giddens 6	(2) Phillips 66 MWC Tournament (Las Vegas, Nev.)				
Sat. 19	Air Force* (The Mtn.)	W, 59-44	14,422	Giddens 14/Giddens 12	(3) National Invitation Tournament				



# SAN DIEGO STATE AZTECS

## QUICK FACTS

**Location:** .....San Diego, Calif.  
**President:** .....Dr. Stephen Weber  
**Faculty Representative:** .....Dr. Roger Caves  
**Athletics Director:** .....Jeff Schemmel  
**Associate Athletics Director/SWA:** .....Jenny Bramer  
**Enrollment:** .....35,887  
**Founded:** .....1897  
**Nickname:** .....Aztecs  
**Colors:** .....Scarlet and Black  
**Elevation:** .....46 feet  
**TV Market:** .....San Diego (No. 27)

## TEAM FACTS

**Head Coach:** .....Steve Fisher (10th year)  
**2007-08 Record (Home-Away-Neutral):** .....20-13 (11-3, 6-8, 3-2)  
**2007-08 Conference Record/Finish:** .....9-7/4th  
**2007-08 Postseason:** .....NIT First Round, lost to Florida 49-73  
**All-Time Record:** .....1,204-1,023 (.541)  
**NCAA Appearances/Record:** .....5/0-5  
**Last NCAA Appearance:** .....2006  
**NIT Appearances/Record:** .....4/2-4  
**Last NIT Appearance:** .....2008  
**Final AP/USA Today Ranking:** .....NR/NR  
**Letterwinners Returning/Lost:** .....8/3  
**Starters Returning/Lost:** .....5/0

## MEDIA RELATIONS

**Men's Basketball SID:** .....Mike May  
**E-mail:** .....mmay@mail.sdsu.edu  
**Office Phone:** .....(619) 594-5547  
**Cell Phone:** .....(619) 957-8372  
**Fax Number:** .....(619) 582-6541  
**Athletics Website:** .....www.goaztecs.com

## ARENA FACTS

**Arena (Capacity):** .....Cox Arena (12,414)  
**Press Row Phone:** .....(619) 265-5853  
**Largest Crowd:** .....12,414 (Five times)  
**Year Opened:** .....1997  
**All-Time Arena Record:** .....107-62 (.633)

## 2007-08 ATTENDANCE FIGURES

Attendance	Games	Total	Avg.	Largest Crowd
Home	14	94,638	6,760	9,776 vs. BYU
Away & Neutral	19	175,182	9,220	17,464 at New Mexico
<b>Totals</b>	<b>33</b>	<b>269,820</b>	<b>8,176</b>	

## 2008-09 SCHEDULE

November	Tue.	Point Loma Nazarene (exh.)	TV	Time
11	Sat.	UC San Diego		7 p.m.
15	Sat.	UC San Diego		1 p.m.
18	Tue.	Arizona State	CBS C	8 p.m.
22	Sat.	Fresno State		1 p.m.
27	Thu.	vs. Western Carolina (1)		7:30 p.m.
28	Fri.	vs. Seattle/Louisiana Tech (1)		TBD
29	Sat.	TBD (1)		TBD
<b>December</b>				
3	Wed.	at Northern Colorado		7 p.m.
6	Sat.	San Diego	The Mtn.	7 p.m.
10	Wed.	at Arizona	FSN Arizona	7 p.m.
13	Sat.	vs. St. Mary's (2)		1:30 p.m.
20	Sat.	UC Santa Barbara	The Mtn.	1 p.m.
22	Mon.	Cal State Northridge		7 p.m.
29	Mon.	Arkansas-Pine Bluff		7 p.m.
<b>January</b>				
3	Sat.	at Air Force*		7 p.m.
10	Sat.	Utah*	VERSUS	1 p.m.
14	Wed.	at Wyoming*	The Mtn.	6 p.m.
21	Wed.	New Mexico*	The Mtn.	7:30 p.m.
24	Sat.	at BYU*	The Mtn.	7 p.m.
28	Wed.	TCU*	CBS C	7 p.m.
31	Sat.	at Colorado State*	The Mtn.	7 p.m.
<b>February</b>				
3	Tue.	at UNLV*	The Mtn.	7:30 p.m.
7	Sat.	Air Force*	CBS C	7 p.m.
11	Wed.	at Utah*	The Mtn.	8 p.m.
14	Sat.	Wyoming*	The Mtn.	7 p.m.
21	Sat.	at New Mexico*	VERSUS	1 p.m.
24	Tue.	BYU*	The Mtn.	7:30 p.m.
28	Sat.	at TCU*	The Mtn.	7:30 p.m.
<b>March</b>				
4	Wed.	Colorado State*	The Mtn.	7 p.m.
7	Sat.	UNLV*	CBS C	7 p.m.
11-14	Wed.-Sat.	Conoco MWC Championship (Las Vegas, Nev.)		

Home games in **bold**. \*Mountain West Conference game.  
All game times are local to site and subject to change.

- (1) Carrs/Safeway Great Alaska Shootout (Anchorage, Alaska)
- (2) John R. Wooden Classic (Anaheim, Calif.)



Cox Arena



Dr. Stephen Weber  
President



Dr. Roger Caves  
Faculty Representative



Jeff Schemmel  
Athletics Director



Jenny Bramer  
Associate A.D./SWA



Mike May  
Men's Basketball SID





# SAN DIEGO STATE AZTECS

## 2008-09 ROSTER

No.	Name	Pos.	Ht.	Wt.	Yr.	Exp.	Hometown (Previous School)
2	Tim Island	G	6-6	200	Jr.	TR	San Diego, Calif. (Mt. San Jacinto College)
3	Richie Williams	G	5-10	152	Sr.	3L	San Diego, Calif. (Steele Canyon HS)
10	Bryan Horton	G	6-1	187	Fr.	RS	Anaheim, Calif. (Canyon HS)
15	Kyle Spain	F	6-5	209	Sr.	3L	Newark, Calif. (Newark Memorial HS)
20	Jason Deutchman	G	6-6	209	So.	TR	Los Angeles, Calif. (UW-Milwaukee)
23	D.J. Gay	G	6-0	156	So.	1L	Sun Valley, Calif. (Poly HS)
24	Tim Shelton	F	6-7	242	Fr.	RS	Fresno, Calif. (Clovis West HS)
31	Lorenzo Wade	F	6-6	226	Sr.	2L	Las Vegas, Nev. (University of Louisville)
32	Billy White	F	6-8	212	So.	1L	Las Vegas, Nev. (Green Valley HS)
40	Kelvin Davis	G	6-3	215	Sr.	1L	Waterbury, Conn. (College of Southern Idaho)
42	Mehdi Cheriet	F	6-9	220	Jr.	TR	Tarare, France (Arizona Western College)
43	Ryan Amoroso	F	6-8	257	Sr.	1L	Burnsville, Minn. (Marquette University)
--	Brian Carwell#	C	6-11	265	Jr.	TR	Maywood, Ill. (University of Illinois)
--	Tyrone Shelley#	G	6-6	220	So.	TR	San Diego, Calif. (Pepperdine University)
--	Bryce Smith	G	6-4	185	Fr.	HS	Woodland Hills, Calif. (Taft HS)

#Will sit out 2008-09 season due to NCAA transfer rules. Will be eligible for 2009-10 season.

## AZTEC CAREER LEADERS

Scoring	Years	Points
1. Brandon Heath	2003-07	2,189
2. Michael Cage	1981-84	1,846
3. Anthony Watson	1983-86	1,735
4. Tony Pinkins	1955-57	1,475
5. Bob Brady	1952-54	1,389
6. Steve Copp	1973-76	1,307
7. Al Skalecky	1966-68	1,271
8. Tony Ross	1987-89	1,259
9. Chad Nelson	1994-97	1,225
10. Marcus Slaughter	2003-06	1,211

Rebounding	Years	Total
1. Michael Cage	1981-84	1,317
2. Al Skalecky	1966-68	1,090
3. Marcus Slaughter	2003-06	775
4. Larry Meek	1963-65	764
5. Steve Copp	1973-76	737
6. Leonard Allen	1982-85	724
7. Joel Kramer	1974, '76-'79	711
8. Aerick Sanders	2001-04	686
9. Noel Mickelsen	1954-56	642
10. Will Connelly	1975-77	641

## ROSTER BREAKDOWN

### Starters Returning (5)

Name	Pos.	Yr.	2007-08 Stats
Lorenzo Wade	F	Sr.	14.8 ppg, 4.5 rpg, 3.6 apg
Kyle Spain	F	Sr.	13.2 ppg, 5.4 rpg, 1.2 apg
Ryan Amoroso	F	Sr.	11.4 ppg, 6.5 rpg
Billy White	F	So.	8.5 ppg, 5.9 rpg, 1.0 apg
D.J. Gay	G	So.	5.8 ppg, 1.5 rpg, 1.7 apg

### Starters Lost (0)

None

### Other Letterwinners Returning (2)

Name	Pos.	Yr.	2007-08 Stats
Kelvin Davis	G	Sr.	7.5 ppg, 2.7 rpg, 0.8 apg
Richie Williams	G	Sr.	6.9 ppg, 2.7 rpg, 3.0 apg

### Other Letterwinners Lost (4)

Name	Pos.	Yr.	2007-08 Stats
Jon Pastorek	F	So.	1.9 ppg, 1.2 rpg
Jer'Vaughn Johnson	F	So.	1.0 ppg, 1.3 rpg
Chris Lamb	C	Jr.	0.7 ppg, 0.6 rpg
Matt Thomas	G	Sr.	2.1 ppg, 1.7 rpg, 1.1 apg

### Newcomers (7)

Name	Pos.	Ht.	Wt.	Yr.
Brian Carwell!	C	6-11	265	Jr.
Mehdi Cheriet	F	6-9	220	Jr.
Jason Deutchman#	G	6-6	209	So.
Bryan Horton	G	6-1	187	RS-Fr.
Tim Island	G	6-6	200	Jr.
Tyrone Shelley!	G	6-6	220	So.
Bryce Smith	G	6-4	185	Fr.

#Sat out 2007-08 season due to transfer rules.

!Will sit out 2008-09 season due to NCAA transfer rules. Will be eligible for 2009-10 season.

## PLAYERS TO WATCH



### Lorenzo Wade • Sr. • F • 6-6 • 226

- First-team all-MWC and NABC all-District 13 second-team choice in 2007-08.
- Returns as the Aztecs' leader in scoring (14.8) and assist average (3.6).
- Scored in double figures 27 times in 2007-08, including seven 20-plus point efforts.
- Finished MWC play in the top 10 last season in seven different statistical categories.
- Played in all 33 games as a junior, while earning the starting nod 31 times.

### Career Statistics (\*Louisville Statistics)

Year	G-GS	FG-FGA	Pct	3P-3PA	Pct	FT-FTA	Pct	Reb-Avg	Pts-Avg
04-05*	35-0	48-112	.429	18-57	.316	24-28	.857	61-1.7	138-3.9
06-07	33-24	143-303	.472	19-73	.260	41-58	.707	174-5.3	346-10.5
07-08	33-31	174-387	.450	23-72	.319	116-173	.671	150-4.5	487-14.8
<b>Totals</b>	<b>101-55</b>	<b>365-802</b>	<b>.455</b>	<b>60-202</b>	<b>.297</b>	<b>181-259</b>	<b>.699</b>	<b>385-3.8</b>	<b>971-9.6</b>



### Ryan Amoroso • Sr. • F • 6-8 • 257

- All-MWC third team selection in 2007-08.
- Aztecs' top returning rebounder at 6.5 per game and returns with the second-most points scored last season (377).
- Reached double figures in scoring 18 times and in rebounding twice last season.
- Played in all 33 games in 2007-08, making 31 starts.
- Finished 2007-08 as the league's fifth-best rebounder (6.5 rpg) overall and second-best in MWC-only games (7.4 rpg).

### Career Statistics (\*Marquette Statistics)

Year	G-GS	FG-FGA	Pct	3P-3PA	Pct	FT-FTA	Pct	Reb-Avg	Pts-Avg
04-05*	31-3	63-128	.492	11-30	.367	49-63	.778	113-3.6	186-6.0
05-06*	26-5	52-130	.400	8-25	.320	34-43	.791	104-4.0	146-5.6
07-08	33-31	146-317	.461	14-57	.246	71-110	.645	216-6.5	377-11.4
<b>Totals</b>	<b>90-39</b>	<b>261-575</b>	<b>.454</b>	<b>33-112</b>	<b>.295</b>	<b>154-216</b>	<b>.713</b>	<b>433-4.8</b>	<b>709-7.9</b>

# SAN DIEGO STATE AZTECS



## 2007-08 STATISTICS-ALL GAMES

		OVERALL RECORD: 20-13										HOME: 11-3			AWAY: 6-8			NEUTRAL: 3-2		
No.	Player	G-GS	Min-Avg	/---Total---		/---3-Pts---		FT-FTA	Pct	/---Rebounds---			PF-FO	A	TO	BL	ST	Pts-Avg		
				FG-FGA	Pct	3P-3PA	Pct			Off-Def	Tot-Avg									
31	Lorenzo Wade	33-31	1059-32.1	174-387	.450	23-72	.319	116-173	.671	31-119	150-4.5	85-0	119	94	20	33	487-14.8			
15	Kyle Spain	20-19	517-25.9	78-196	.398	32-83	.386	76-95	.800	35-72	107-5.4	44-1	23	39	9	22	264-13.2			
43	Ryan Amoroso	33-31	1021-30.9	146-317	.461	14-57	.246	71-110	.645	70-146	216-6.5	75-0	28	55	12	15	377-11.4			
24	Tim Shelton	4-3	113-28.3	16-29	.552	1-3	.333	7-9	.778	7-12	19-4.8	9-0	6	6	2	5	40-10.0			
32	Billy White	33-28	946-28.7	118-192	.615	0-2	.000	43-67	.642	74-121	195-5.9	105-5	34	53	25	47	279-8.5			
40	Kelvin Davis	33-5	670-20.3	90-210	.429	39-117	.333	30-54	.556	24-64	88-2.7	67-1	26	51	1	41	249-7.5			
03	Richie Williams	25-12	632-25.3	56-154	.364	19-65	.292	42-58	.724	14-54	68-2.7	58-1	75	64	0	42	173-6.9			
23	D.J. Gay	33-26	784-23.8	66-183	.361	45-121	.372	16-25	.640	10-39	49-1.5	41-1	57	40	2	24	193-5.8			
21	Matt Thomas	29-8	463-6.0	18-56	.321	5-17	.294	19-28	.679	12-37	49-1.7	29-0	31	22	2	24	60-2.1			
05	Jon Pastorek	27-1	241-8.9	18-36	.500	3-12	.250	13-14	.929	19-13	32-1.2	35-0	12	11	5	3	52-1.9			
02	Jer'Vaughn Johnson	23-0	157-6.8	9-21	.429	0-0	.000	4-8	.500	8-22	30-1.3	23-0	7	6	2	3	22-1.0			
30	Chris Lamb	11-1	47-4.3	4-8	.500	0-0	.000	0-3	.000	2-5	7-0.6	12-0	2	1	3	1	8-0.7			
TEAM										55-45	100-3.0	0								
<b>SAN DIEGO STATE</b>		<b>33</b>		<b>793-1789</b>	<b>.443</b>	<b>181-549</b>	<b>.330</b>	<b>437-644</b>	<b>.679</b>	<b>361-749</b>	<b>1110-33.6</b>	<b>583-9</b>	<b>420</b>	<b>448</b>	<b>83</b>	<b>260</b>	<b>2204-66.8</b>			
<b>Opponents</b>		<b>33</b>		<b>754-1701</b>	<b>.443</b>	<b>210-598</b>	<b>.351</b>	<b>372-556</b>	<b>.669</b>	<b>293-733</b>	<b>1026-31.1</b>	<b>591-10</b>	<b>407</b>	<b>500</b>	<b>107</b>	<b>199</b>	<b>2090-63.3</b>			

## 2007-08 STATISTICS-MWC GAMES

		CONFERENCE RECORD: 9-7										HOME: 6-2			AWAY: 3-5			
No.	Player	G-GS	Min-Avg	/---Total---		/---3-Pts---		FT-FTA	Pct	/---Rebounds---			PF-FO	A	TO	BL	ST	Pts-Avg
				FG-FGA	Pct	3P-3PA	Pct			Off-Def	Tot-Avg							
31	Lorenzo Wade	16-15	549-34.3	88-200	.440	8-30	.267	71-103	.689	17-80	97-6.1	37-0	64	51	13	10	255-15.9	
15	Kyle Spain	8-8	207-25.9	29-80	.363	13-36	.361	28-32	.875	15-22	37-4.6	16-0	8	14	4	9	99-12.4	
43	Ryan Amoroso	16-15	524-32.8	81-160	.506	6-29	.207	34-55	.618	39-80	119-7.4	37-0	12	29	6	8	202-12.6	
32	Billy White	16-16	510-31.9	61-97	.629	0-2	.000	23-34	.676	41-63	104-6.5	54-4	16	24	18	22	145-9.1	
40	Kelvin Davis	16-2	288-18.0	30-86	.349	10-48	.208	10-23	.435	13-30	43-2.7	31-0	13	17	1	16	80-5.0	
03	Richie Williams	12-5	300-25.0	23-74	.311	8-31	.258	18-24	.750	7-23	30-2.5	31-1	31	32	0	14	72-6.0	
23	D.J. Gay	16-13	363-22.7	39-92	.424	27-64	.422	11-16	.688	5-21	26-1.6	23-1	21	21	2	13	116-7.3	
21	Matt Thomas	16-5	279-17.4	13-39	.333	4-12	.333	16-21	.762	8-21	29-1.8	14-0	16	11	2	14	46-2.9	
05	Jon Pastorek	14-0	103-7.4	7-14	.500	3-8	.375	6-6	1.000	5-2	7-0.5	14-0	2	6	3	0	23-1.6	
02	Jer'Vaughn Johnson	11-0	73-6.6	3-10	.300	0-0	.000	3-5	.600	4-13	17-1.5	17-0	4	2	1	0	9-0.8	
30	Chris Lamb	6-1	29-4.8	3-6	.500	0-0	.000	0-1	.000	1-4	5-0.8	8-0	1	1	1	1	6-1.0	
TEAM										29-21	50-3.1	0						
<b>SAN DIEGO STATE</b>		<b>16</b>		<b>377-858</b>	<b>.439</b>	<b>79-260</b>	<b>.304</b>	<b>220-320</b>	<b>.688</b>	<b>184-380</b>	<b>564-35.2</b>	<b>282-6</b>	<b>188</b>	<b>210</b>	<b>51</b>	<b>107</b>	<b>1053-65.8</b>	
<b>Opponents</b>		<b>16</b>		<b>352-815</b>	<b>.432</b>	<b>101-278</b>	<b>.363</b>	<b>191-292</b>	<b>.654</b>	<b>137-345</b>	<b>482-30.1</b>	<b>291-6</b>	<b>180</b>	<b>211</b>	<b>57</b>	<b>106</b>	<b>996-62.2</b>	

## CAREER STATISTICS FOR 2008-09 PLAYERS (MIN. 50 PERCENT OF GAMES PLAYED)

No.	Player	G-GS	Avg Min	FG-FGA	Pct	3P-3PA	Pct	FT-FTA	Pct	Off-Def	Tot-Avg	PF-FO	A	TO	BL	ST	Pts-Avg
31	Lorenzo Wade	101-55	24.2	365-802	.455	60-202	.297	181-259	.699	92-293	385-3.8	179-1	212	264	79	128	971-9.6
43	Ryan Amoroso	90-39	20.9	261-575	.454	33-112	.295	154-216	.713	160-273	433-4.8	165-1	52	104	24	27	709-7.9
15	Kyle Spain	79-62	24.9	232-539	.430	63-161	.391	199-270	.737	149-258	407-5.2	165-3	81	130	33	92	726-9.2
32	Billy White	33-28	28.7	118-192	.615	0-2	.000	43-67	.642	74-121	195-5.9	105-5	34	53	25	47	279-8.5
40	Kelvin Davis	33-5	20.3	90-210	.429	39-117	.333	30-54	.556	24-64	88-2.7	67-1	26	51	1	41	249-7.5
03	Richie Williams	91-76	29.5	200-487	.411	76-207	.367	147-202	.728	69-219	288-3.2	228-3	353	261	5	169	623-6.8
23	D.J. Gay	33-26	23.8	66-183	.361	45-121	.372	16-25	.640	10-39	49-1.5	41-1	57	40	2	24	193-5.8
21	Matt Thomas	88-26	16.7	88-269	.327	7-37	.189	94-140	.671	64-119	183-2.1	107-1	109	82	10	72	277-3.1

## 2007-08 RESULTS • (20-13, 9-7 MWC)

Date	Opponent	Result	Time/Att.	High Scorer/Reb.	Date	Opponent	Result	Att.	High Scorer/Reb.
<b>November</b>					<b>January (cont.)</b>				
Mon. 5	Point Loma Nazarene (exh.)	W, 63-53	3,560	Wade 16/Wade 13	Tue. 29	at Colorado State* (The Mtn.)	W, 83-82	3,073	Amoroso 23/Amoroso 11
Fri. 9	vs. Liberty (1)	W, 62-50	10,432	Spain 14/White 7	<b>February</b>				
Sat. 10	vs. Portland (1)	W, 78-64	9,906	Spain 22/Spain 8	Wed. 6	Air Force* (The Mtn.)	W, 49-38	7,062	Wade 14/Amoroso 12
Sun. 11	at Fresno State (1)	W, 89-72	9,845	Amoroso 19/Shelton 8	Sat. 9	at TCU* (The Mtn.)	L, 62-68	3,530	Amoroso 20/Amoroso 6
Sat. 17	UC San Diego	W, 76-60	6,706	White 20/White 9	Wed. 13	New Mexico* (The Mtn.)	L, 63-73	6,307	Wade 21/Amoroso 6
Mon. 19	at San Diego (Ch. 4 SD)	W, 69-64	5,100	Wade 14/Williams 5	Sat. 16	at Utah* (VERSUS)	L, 66-72	14,653	Gay 21/Two 6
Sat. 24	at California	L, 69-77	7,590	Two 17/Amoroso 9	Tue. 19	at Wyoming* (The Mtn.)	W, 79-68	4,879	White 19/White 12
Wed. 28	at Loyola Marymount	W, 78-56	1,989	Amoroso 19/Two 7	Sat. 23	BYU* (CSTV)	W, 69-65	9,776	Wade 28/White 8
<b>December</b>					Tue. 26	at UNLV* (CSTV)	L, 58-68	13,036	Wade 21/Wade 9
Sat. 1	Western Michigan	W, 72-61	7,122	Two 16/White 8	<b>March</b>				
Tue. 4	UC Riverside	W, 59-46	4,946	Davis 16/Two 7	Sat. 1	Colorado State* (The Mtn.)	W, 86-62	7,922	Amoroso 23/Two 8
Sat. 8	vs. Saint Mary's (2) (Ch. 4 SD)	L, 64-69	17,440	Davis 19/Amoroso 9	Sat. 8	at Air Force* (The Mtn.)	L, 43-46	3,649	Gay 17/Amoroso 9
Mon. 17	Navy (CSTV)	W, 86-76	5,587	Wade 18/Spain 9	Thu. 13	vs. Air Force (3) (The Mtn.)	W, 53-49	6,843	Amoroso 15/Wade 7
Sat. 22	at #19/19 Arizona (FSN-AZ)	L, 58-74	14,608	Spain 20/Two 8	Fri. 14	vs. BYU (3) (CSTV)	L, 54-63	13,913	Amoroso 18/White 8
Fri. 28	Sam Houston State (The Min.)	W, 79-78 (OT)	5,315	Wade 23/Spain 9	Wed. 19	at Florida (4) (ESPN2)	L, 49-73	5,188	Amoroso 19/Amoroso 7
<b>January</b>									
Sat. 5	TCU* (The Mtn.)	W, 64-57	6,080	Wade 18/Two 8	Home games in bold *Mountain West Conference game				
Wed. 9	Northern Colorado	L, 56-62	5,222	Davis 18/White 4	(1) World Vision Classic (Fresno, Calif.)				
Sat. 12	at New Mexico* (The Mtn.)	W, 72-67	17,464	Wade 23/Amoroso 9	(2) John R. Wooden Classic (Anaheim, Calif.)				
Wed. 16	Utah* (The Mtn.)	W, 64-56 (OT)	6,614	Wade 20/Two 8	(3) Phillips 66 MWC Tournament (Las Vegas, Nev.)				
Sat. 19	Wyoming* (CSTV)	W, 70-43	6,848	Amoroso 16/Wade 13	(4) National Invitation Tournament (Gainesville, Fla.)				
Wed. 23	at BYU* (The Mtn.)	L, 56-59	12,044	Wade 21/Wade 8					
Sat. 26	UNLV* (VERSUS)	L, 69-72	9,131	Amoroso 15/White 7					



# TCU HORNED FROGS

## QUICK FACTS

**Location:** ..... Fort Worth, Texas  
**Chancellor:** ..... Dr. Victor J. Boschini, Jr.  
**Faculty Representative:** ..... Rhonda Hatcher  
**Athletics Director:** ..... Dr. Daniel B. Morrison, Jr.  
**Associate Athletics Director/SWA:** ..... Kim Johnson  
**Enrollment:** ..... 8,749  
**Founded:** ..... 1873  
**Nickname:** ..... Horned Frogs  
**Colors:** ..... Purple and White  
**Elevation:** ..... 612 feet  
**TV Market:** ..... Dallas/Fort Worth (No. 5)

## TEAM FACTS

**Head Coach:** ..... Jim Christian (1st year)  
**2007-08 Record (Home-Away-Neutral):** ..... 14-16 (13-4, 1-12, 0-0)  
**2007-08 Conference Record/Finish:** ..... 6-10/7th  
**2007-08 Postseason:** ..... None  
**All-Time Record:** ..... 1,054-1,207 (.466)  
**NCAA Appearances/Record:** ..... 7/4-7  
**Last NCAA Appearance:** ..... 1998  
**NIT Appearances/Record:** ..... 6/9-6  
**Last NIT Appearance:** ..... 2005  
**Final AP/USA Today Ranking:** ..... NR/NR  
**Letterwinners Returning/Lost:** ..... 4/9  
**Starters Returning/Lost:** ..... 2/3

## MEDIA RELATIONS

**Men's Basketball SID:** ..... Joe Monaco  
**E-mail:** ..... j.monaco@tcu.edu  
**Office Phone:** ..... (817) 257-5378  
**Cell Phone:** ..... (817) 343-2064  
**Fax Number:** ..... (817) 257-7964  
**Athletics Website:** ..... www.gofrogs.com

## ARENA FACTS

**Arena (Capacity):** ..... Daniel-Meyer Coliseum (7,201)  
**Press Row Phone:** ..... (817) 257-7337  
**Largest Crowd:** ..... 7,267 (vs. Kansas, Dec. 1, 2003)  
**Year Opened:** ..... 1961  
**All-Time Arena Record:** ..... 399-235 (.629)

## 2007-08 ATTENDANCE FIGURES

Attendance	Games	Total	Avg.	Largest Crowd
Home	17	60,000	3,529	5,777 vs. BYU
Away & Neutral	13	104,266	8,020	16,385 at New Mexico
<b>Totals</b>	<b>30</b>	<b>164,266</b>	<b>5,476</b>	

## 2008-09 SCHEDULE

November	Mon.	Lithuania Christian (exh.) vs. Western Michigan (1)	TV	Time
3	Fri.	vs. TBD (1)		7 p.m.
14	Sat.	vs. TBD (1)		12:30 p.m.
15	Sun.	vs. TBD (1)		TBD
16	Wed.	<b>Nebraska</b>	<b>CBS C</b>	<b>7 p.m.</b>
19	Sat.	<b>McNeese State</b>	<b>The Mtn.</b>	<b>7 p.m.</b>
22	Wed.	<b>SMU</b>		<b>7:30 p.m.</b>
26	Sat.	<b>St. Gregory's</b>		<b>7 p.m.</b>
29				
December				
3	Wed.	at Colorado		7 p.m.
6	Sat.	<b>Texas A&amp;M-Corpus Christi</b>		<b>7 p.m.</b>
8	Mon.	<b>Wichita State</b>	<b>The Mtn.</b>	<b>8 p.m.</b>
10	Wed.	at Indiana	<b>ESPN</b>	8 p.m.
22	Mon.	at Louisiana Tech		7 p.m.
30	Tue.	<b>Colgate</b>		<b>3 p.m.</b>
January				
3	Sat.	<b>Colorado State*</b>		<b>7 p.m.</b>
6	Tue.	at Texas Tech		7 p.m.
10	Sat.	<b>UNLV*</b>	<b>The Mtn.</b>	<b>4:30 p.m.</b>
13	Tue.	at BYU*	<b>The Mtn.</b>	8 p.m.
17	Sat.	at Air Force*	<b>CBS C</b>	1 p.m.
21	Wed.	<b>Wyoming*</b>	<b>The Mtn.</b>	<b>7 p.m.</b>
24	Sat.	<b>New Mexico*</b>		<b>7 p.m.</b>
28	Wed.	at San Diego State*	<b>CBS C</b>	7 p.m.
February				
4	Wed.	<b>Utah*</b>	<b>The Mtn.</b>	<b>6:30 p.m.</b>
7	Sat.	at Colorado State*	<b>The Mtn.</b>	7 p.m.
10	Tue.	at UNLV*	<b>The Mtn.</b>	7 p.m.
14	Sat.	<b>BYU*</b>	<b>The Mtn.</b>	<b>6:30 p.m.</b>
18	Wed.	<b>Air Force*</b>		<b>7 p.m.</b>
21	Sat.	at Wyoming*	<b>The Mtn.</b>	1:30 p.m.
24	Tue.	at New Mexico*	<b>The Mtn.</b>	6:30 p.m.
28	Sat.	<b>San Diego State*</b>	<b>The Mtn.</b>	<b>7:30 p.m.</b>
March				
7	Sat.	at Utah*	<b>The Mtn.</b>	4 p.m.
11-14	Wed-Sat.	Conoco MWC Championship (Las Vegas, Nev.)		

Home games in **bold**. \*Mountain West Conference game.  
All game times are local to site and subject to change.

(1) Charleston Classic (Charleston, S.C.)



Daniel-Meyer Coliseum



Dr. Victor J. Boschini, Jr.  
Chancellor



Rhonda Hatcher  
Faculty Representative



Dr. Daniel B. Morrison, Jr.  
Athletics Director



Kim Johnson  
Associate A.D./SWA



Joe Monaco  
Men's Basketball SID

# TCU HORNED FROGS



## HEAD COACH JIM CHRISTIAN



**Alma Mater:** .....Rhode Island, 1988  
**Hometown:** .....Bethpage, N.Y.  
**Born:** .....February, 1965  
**Playing Career:** .....Rhode Island, 1984-88  
**Overall Record:** .....138-58 (6 years)  
**School Record:** .....0-0 (1st year)  
**MWC Record:** .....0-0 (1st year)  
**MWC Tournament Record/Apearances:** .....0-0 (.000)/0  
**Overall Conf. Tournament Record/Apearances:** .....3-3 (.500)/3  
**NCAA Tournament Record/Apearances:** .....0-2 (.000)/2  
**NIT Record/Apearances:** .....2-1 (.667)/1

## YEAR-BY-YEAR COACHING RECORD

Year	School	Overall	Conf. (Pl.)	Postseason
2002-03	Kent State	22-9	12-6 (1st, MAC East)	NIT 1st Round
2003-04	Kent State	22-9	13-5 (1st, MAC East)	NIT 1st Round
2004-05	Kent State	20-13	11-7 (2nd, MAC East)	NIT 1st Round
2005-06	Kent State	25-9	15-3 (1st, MAC East)	NCAA 1st Round
2006-07	Kent State	21-11	12-4 (2nd, MAC East)	-
2007-08	Kent State	28-7	13-3 (1st, MAC East)	NCAA 1st Round
<b>Totals</b>	<b>6 Years</b>	<b>138-58 (.704)</b>	<b>76-28 (.731)</b>	

## TCU COACHING RECORDS (ALL-TIME)

Years	Record	Win Pct.	Coach
1908-09	2-3	.400	J.R. Langley
1914-15	11-12	.478	F.M. Cahoon
1915-16	1-3	.250	E.Y. Freeland
1919-20	1-7	.125	T.D. Hackney
1920-22	8-7	.533	W.L. Driver
1922-23	3-13	.189	John McKnight
1923-29	71-41	.634	Madison Bell
1929-34	72-24	.750	Francis Schmidt
1934-37	10-37	.213	Dutch Meyer
1937-41	22-64	.256	Lester Brumbelow
1941-48	66-104	.388	H.R. McQuillan
1948-67	205-259	.442	Buster Brannon
1967-77	102-151	.403	Johnny Swaim
1977-79	10-43	.189	Tim Somerville
1979-87	130-106	.551	Jim Killingsworth
1987-94	96-108	.471	Moe Iba
1994-02	156-95	.622	Billy Tubbs
2002-08	75-108	.417	Neil Dougherty

**Totals: 1,041-1,185 (.468) 97 seasons-2,226 games**

## TCU HISTORY

### REGULAR SEASON

**CONFERENCE CHAMPIONSHIPS:** .....11

1930-31	1933-34	1950-51	1951-52
1952-53	1958-59	1967-68	1970-71
1985-86	1986-87	1997-98	

### CONFERENCE TOURNAMENT

**CHAMPIONSHIPS:** .....0

### CONFERENCE TOURNAMENT

**TITLE GAME APPEARANCES:** .....2

Year	Opp.	Site	Result
1983	Houston	Dallas, Texas	L, 59-62
1997	Utah	Las Vegas, Nev.	L, 68-89

### NCAA TOURNAMENT APPEARANCES:

.....7

1952	1953	1959	1968
1971	1987	1998	

### NIT APPEARANCES:

.....6

1983	1986	1992	1997
1999	2005		

## PREVIOUS COACHING EXPERIENCE

**Kent State** .....Head Coach (2002-08)  
**Kent State** .....Assistant Coach (2001-02)  
**Pittsburgh** .....Assistant Coach (1996-99)  
**Miami (Ohio)** .....Assistant Coach (1995-96)  
**Western Kentucky** .....Assistant Coach (1994-95, 1990-92)  
**Saint Francis (Pa.)** .....Assistant Coach (1992-94)

**Men's Basketball Office Phone:** .....(817) 257-7968

## CHRISTIAN VS. MOUNTAIN WEST

vs. Air Force .....0-0  
 vs. BYU .....0-0  
 vs. Colorado State .....0-0  
 vs. New Mexico .....0-0  
 vs. San Diego State .....0-0  
 vs. UNLV .....0-1  
 vs. Utah .....0-0  
 vs. Wyoming .....0-0

**Total** .....0-1

## ASSISTANT COACHES

**Anthony Anderson**  
 1st year (McNeese '95)

**Jean Prioleau**  
 1st year (Fordham '92)

**Bil Wuczynski**  
 1st year (UNLV '96)



Anthony Anderson



Jean Prioleau



Bil Wuczynski

## TCU YEAR-BY-YEAR IN THE MWC

Year	Overall	MWC	H	A	MWC Finish	MWC	MWC	Postseason
						Championship	Championship	
						Seed	Finish	
2005-06	6-25	2-14	2-6	0-8	9th	9	0-1	-
2006-07	13-17	4-12	3-5	1-7	T-8th	8	1-1	-
2007-08	14-16	6-10	5-3	1-7	7th	7	0-1	-
<b>Totals</b>	<b>33-58</b>	<b>12-36</b>	<b>10-14</b>	<b>2-22</b>			<b>1-3</b>	



# TCU HORNED FROGS

## 2008-09 ROSTER

No.	Name	Pos.	Ht.	Wt.	Yr.	Exp.	Hometown (Previous School)
1	Zvonko Buljan	C/F	6-9	220	Jr.	TR	Split, Croatia (Vincennes University)
3	Jason Ebie	G	6-1	180	Jr.	2L	Houston, Texas (Alief Elsik HS)
5	Ronnie Moss	G	6-2	195	Fr.	HS	Fort Worth, Texas (Life Christian Academy)
12	Logan Lancon	G/F	6-6	200	Fr.	HS	Houston, Texas (Mayde Creek HS)
13	Edvinas Ruzgas	G/F	6-6	200	Jr.	TR	Vilnius, Lithuania (Weatherford College)
22	Keion Mitchem	G	5-10	160	Jr.	2L	Rochester, New York (Rochester East HS)
23	Kavon Rose	G	6-2	175	Fr.	HS	Detroit, Mich. (Finney HS)
24	Kevin Butler	G/F	6-5	200	Fr.	HS	Duncanville, Texas (Duncanville HS)
30	Nick Metzger	G	6-3	190	Jr.	2L	San Antonio, Texas (Reagan HS)
32	Kevin Langford	F	6-8	245	Sr.	2L	Fort Worth, Texas (University of California)
34	Greg Richardson	F	6-8	210	Jr.	TR	Jacksonville, Fla. (Dawson CC)
44	John Ortiz	F	6-8	225	Jr.	TR	Cali, Colombia (Colby CC)

## HORNED FROG CAREER LEADERS

Scoring	Years	Points
1. Darrell Browder	1980-83	1,886
2. Corey Santee	2002-05	1,832
3. Carven Holcombe	1984-87	1,734
4. Dick O'Neal	1955-57	1,723
5. Reggie Smith	1988-92	1,630
6. Kurt Thomas	1991-95	1,512
7. Ryan Carroll	1998-01	1,508
8. Lee Nailon	1998-99	1,503
9. Gary Turner	1964-66	1,426
10. Mike Jones	1997-98	1,323

Rebounds	Years	Total
1. Reggie Smith	1989-92	966
2. Ronny Stevenson	1957-59	917
3. Gary Turner	1964-66	889
4. James Cash	1967-69	856
5. Mickey McCarty	1966-68	795
6. Dick O'Neal	1955-57	790
7. H.E. Kirchner	1957-59	783
8. Kurt Thomas	1991-95	782
9. Dennis Davis	1995-98	762
10. Bingo Merriex	2000-03	662

## ROSTER BREAKDOWN

### Starters Returning (2)

Name	Pos.	Yr.	2007-08 Stats
Kevin Langford	F	Sr.	13.3 ppg, 5.3 rpg, 1.3 apg
Jason Ebie	G	Jr.	4.7 ppg, 2.4 rpg, 2.8 apg

### Starters Lost (3)

Name	Pos.	Yr.	2007-08 Stats
Henry Salter	G	Jr.	13.3 ppg, 5.0 rpg
Brent Hackett	G	Sr.	11.6 ppg, 1.6 rpg, 1.6 apg
Alvarado Parker	C	Sr.	5.2 ppg, 4.6 rpg, 1.0 bpg

### Other Letterwinners Returning (3)

Name	Pos.	Yr.	2007-08 Stats
Nick Metzger	G	Jr.	0.1 ppg, 0.3 rpg
Keion Mitchem	G	Jr.	4.7 ppg, 1.3 rpg
John Ortiz	F	Jr.	5.2 ppg, 5.1 rpg


### Other Letterwinners Lost (5)

Name	Pos.	Yr.	2007-08 Stats
Martiese Morones	G	So.	1.3 ppg, 0.9 rpg
Neiman Owens	G/F	Sr.	2.2 ppg, 2.9 rpg, 1.2 apg
Mike Scott	G	Fr.	3.3 ppg, 1.0 rpg, 2.1 apg
Luke Tauscher	C	Fr.	1.8 ppg, 3.0 rpg
Ryan Wall	G	Sr.	4.8 ppg, 0.9 rpg

### Newcomers (8)

Name	Pos.	Ht.	Wt.	Yr.
Zvonko Buljan	C/F	6-9	210	Jr.
Kevin Butler	G/F	6-5	200	Fr.
Logan Lancon	G/F	6-6	200	Fr.
Ronnie Moss	G	6-2	195	Fr.
Greg Richardson	F	6-8	210	Jr.
Kavon Rose	G	6-2	175	Fr.
Edvinas Ruzgas	G/F	6-6	200	Jr.

## PLAYERS TO WATCH



**Kevin Langford • Jr. • F • 6-8 • 243**

- All-MWC third team selection in 2007-08.
- Led the Horned Frogs in scoring (13.3 ppg) last season.
- Averaged a team-high 5.3 rebounds per game.

### Career Statistics (\*Cal Statistics)

Year	G-GS	FG-FGA	Pct	3P-3PA	Pct	FT-FTA	Pct	Reb-Avg	Pts-Avg
*04-05	26-3	22-60	.367	0-0	.000	22-40	.550	51-2.0	66-2.5
06-07	30-30	136-294	.463	14-25	.560	111-197	.563	180-6.0	397-13.2
07-08	30-30	125-300	.417	8-30	.267	142-195	.728	160-5.3	400-13.3
<b>Totals</b>	<b>86-63</b>	<b>283-654</b>	<b>.433</b>	<b>22-55</b>	<b>.400</b>	<b>133-237</b>	<b>.561</b>	<b>391-4.5</b>	<b>863-10.0</b>



**Jason Ebie • Jr. • G • 6-1 • 180**

- Started 14 of 30 games for the Frogs at the point guard position as a sophomore.
- Ranked third in the MWC in steals (1.8 spg) last season.
- Posted the 11th-highest steals single-season tally in school history (55) in 2007-08.
- Recorded a 1.6:1 assist-to-turnover ratio in his first full season with the Frogs a year ago.

### Career Statistics

Year	G-GS	FG-FGA	Pct	3P-3PA	Pct	FT-FTA	Pct	Reb-Avg	Pts-Avg
06-07	22-0	8-24	.333	2-6	.333	4-10	.400	12-0.5	22-1.0
07-08	30-14	49-120	.408	12-37	.324	30-47	.638	73-2.4	140-4.7
<b>Totals</b>	<b>52-14</b>	<b>57-144</b>	<b>.396</b>	<b>14-43</b>	<b>.326</b>	<b>34-57</b>	<b>.596</b>	<b>85-1.6</b>	<b>162-3.1</b>

# TCU HORNED FROGS



## 2007-08 STATISTICS-ALL GAMES

OVERALL RECORD: 14-16

HOME: 13-4

AWAY: 1-12

NEUTRAL: 0-0

No.	Player	G-GS	Min-Avg	FG-FGA	Pct	/---Total---/		FT-FTA	Pct	/---3-Pts---/		/---Rebounds---/			BL	ST	Pts-Avg
						3P-3PA	Pct			Off-Def	Tot-Avg	PF-FO	A	TO			
32	Kevin Langford	30-30	895-29.8	125-300	.417	8-30	.267	142-195	.728	61-99	160-5.3	92-3	40	80	15	24	400-13.3
24	Henry Salter	24-24	608-25.3	113-257	.440	62-130	.477	31-55	.564	26-93	119-5.0	31-0	14	34	2	16	319-13.3
12	Brent Hackett	30-30	781-26.0	116-320	.363	53-180	.294	64-81	.790	12-35	47-1.6	65-1	48	43	1	43	349-11.6
42	John Ortiz	29-15	575-19.8	55-155	.355	1-11	.091	39-65	.600	60-87	147-5.1	67-0	8	41	8	26	150-5.2
33	Alvarado Parker	30-15	573-19.1	69-125	.552	0-0	.000	17-38	.447	58-80	138-4.6	65-0	22	29	31	13	155-5.2
11	Ryan Wall	30-5	326-10.9	43-105	.410	35-87	.402	24-29	.828	8-20	28-0.9	34-0	22	24	1	24	145-4.8
22	Keion Mitchem	29-1	390-13.4	48-133	.361	31-86	.360	9-13	.692	12-25	37-1.3	21-0	15	20	0	16	136-4.7
03	Jason Ebie	30-14	645-21.5	49-120	.408	12-37	.324	30-47	.638	15-58	73-2.4	49-0	84	52	1	55	140-4.7
01	Mike Scott	29-15	358-12.3	32-81	.395	8-24	.333	23-30	.767	9-20	29-1.0	48-1	62	39	1	25	95-3.3
05	Neiman Owens	30-1	443-14.8	24-63	.381	5-19	.263	13-22	.591	28-59	87-2.9	48-0	36	34	2	20	66-2.2
41	Luke Tauscher	26-0	210-8.1	16-47	.340	2-6	.333	14-22	.636	26-52	78-3.0	29-1	7	8	11	4	48-1.8
10	Martiese Morones	24-0	203-8.5	10-34	.294	5-17	.294	6-12	.500	4-17	21-0.9	27-0	19	15	0	9	31-1.3
44	Daniel Ford	6-0	9-1.5	1-2	.500	0-0	.000	0-0	.000	0-0	0-0.0	1-0	0	0	0	0	2-0.3
30	Nick Metzger	7-0	10-1.4	0-2	.000	0-2	.000	1-2	.500	0-2	2-0.3	3-0	0	1	0	0	1-0.1
TEAM										61-44	105-3.5	0	10				
TCU		30		701-1744	.402	222-629	.353	413-611	.676	380-691	1071-35.7	580-6	377	430	73	275	2037-67.9
Opponents		30		721-1586	.455	209-584	.358	383-580	.660	286-768	1054-35.1	552-13	463	508	105	177	2034-67.8

## 2007-08 STATISTICS-MWC GAMES

CONFERENCE RECORD: 6-10

HOME: 5-3

AWAY: 1-7

No.	Player	G-GS	Min-Avg	FG-FGA	Pct	/---Total---/		FT-FTA	Pct	/---3-Pts---/		/---Rebounds---/			BL	ST	Pts-Avg
						3P-3PA	Pct			Off-Def	Tot-Avg	PF-FO	A	TO			
32	Kevin Langford	16-16	493-30.8	61-150	.407	3-14	.214	71-96	.740	34-52	86-5.4	51-2	24	51	7	13	196-12.3
24	Henry Salter	11-11	269-24.5	41-112	.366	27-58	.466	12-16	.750	7-35	42-3.8	14-0	2	15	1	8	121-11.0
12	Brent Hackett	16-16	433-27.1	59-160	.369	17-73	.233	43-56	.768	5-22	27-1.7	34-1	21	24	0	26	178-11.1
42	John Ortiz	16-14	348-21.8	31-92	.337	1-8	.125	15-19	.789	40-44	84-5.3	40-0	3	24	5	12	78-4.9
33	Alvarado Parker	16-2	272-17.0	29-55	.527	0-0	.000	6-13	.462	28-38	66-4.1	31-0	10	16	13	4	64-4.0
11	Ryan Wall	16-4	209-13.1	25-63	.397	19-50	.380	17-19	.895	7-11	18-1.1	25-0	11	18	0	17	86-5.4
22	Keion Mitchem	15-1	207-13.8	22-73	.301	15-45	.333	6-7	.857	5-10	15-1.0	14-0	7	7	0	5	65-4.3
03	Jason Ebie	16-13	373-23.3	27-67	.403	9-24	.375	18-25	.720	9-39	48-3.0	25-0	41	30	0	23	81-5.1
01	Mike Scott	15-2	153-10.2	11-29	.379	3-9	.333	7-9	.778	3-6	9-0.6	14-0	24	14	1	7	32-2.1
05	Neiman Owens	16-1	220-13.8	10-26	.385	3-10	.300	7-10	.700	9-34	43-2.7	22-0	12	18	2	10	30-1.9
41	Luke Tauscher	13-0	102-7.8	8-22	.364	1-3	.333	5-10	.500	12-29	41-3.2	10-0	2	3	3	1	22-1.7
10	Martiese Morones	13-0	109-8.4	5-18	.278	1-7	.143	2-4	.500	1-8	9-0.7	16-0	7	10	0	3	13-1.0
44	Daniel Ford	3-0	5-1.7	0-0	.000	0-0	.000	0-0	.000	0-0	0-0.0	1-0	0	0	0	0	0-0.0
30	Nick Metzger	4-0	6-1.5	0-2	.000	0-2	.000	0-0	.000	0-1	1-0.3	1-0	0	1	0	0	0-0.0
TEAM										25-13	38-2.4	0	3				
TCU		16		329-869	.379	99-303	.327	209-284	.736	185-342	527-32.9	298-3	164	234	32	129	966-60.4
Opponents		16		363-769	.472	116-317	.366	206-306	.673	119-402	521-32.6	276-7	250	248	51	101	1048-65.5

## CAREER STATISTICS FOR 2008-09 PLAYERS (MIN. 50 PERCENT OF GAMES PLAYED)

No.	Player	G-GS	Avg Min	FG-FGA	Pct	3P-3PA	Pct	FT-FTA	Pct	Off-Def	Tot-Avg	PF-FO	A	TO	BL	ST	Pts-Avg
32	Kevin Langford	86-63	24.3	283-654	.433	22-55	.400	133-237	.561	153-238	391-4.5	229-5	105	180	44	49	863-10.0
22	Keion Mitchem	44-1	13.5	73-208	.351	48-134	.358	22-29	.759	19-37	56-1.3	33-0	23	33	0	31	216-4.9
03	Jason Ebie	52-14	14.5	57-144	.396	14-43	.326	34-57	.596	17-68	85-1.6	68-0	90	65	1	65	162-3.1

## 2007-08 RESULTS • (14-16/6-10 MWC)

Date	Opponent	Result	Time/Att.	High Scorer/Reb.	Date	Opponent	Result	Time/Att.	High Scorer/Reb.
<b>November</b>					<b>January (cont.)</b>				
Tue. 6	Lithuania (exh.)	W, 118-54	350	Hackett 22/Owens 5	Wed. 30	UNLV* (The Mtn.)	L, 58-70	3,577	Hackett 19/Parker 7
Sat. 10	Angelo State	W, 89-70	3,043	Hackett 19/Parker 8	<b>February</b>				
Tue. 13	Rice (The Mtn.)	W, 76-49	3,088	Salter 11/Tauscher 12	Sat. 2	Air Force* (The Mtn.)	L, 46-56	4,338	Langford 11/Ortiz 6
Sat. 17	Arkansas-Pine Bluff	W, 75-61	3,013	Hackett 18/Langford 8	Wed. 6	at BYU*	L, 72-83	16,042	Wall 14/Owens 6
Wed. 21	Grambling State	W, 99-67	3,045	Two 23/Ortiz 9	Sat. 9	San Diego State* (The Mtn.)	W, 68-62	3,530	Salter 18/Ortiz 8
Wed. 28	at Texas Tech (KFWD)	L, 58-71	5,942	Langford 14/Langford 8	Wed. 13	at Wyoming* (The Mtn.)	L, 54-72	4,721	Three 10/Langford 6
<b>December</b>					Sat. 16	at New Mexico* (The Mtn.)	L, 48-64	16,385	Salter 13/Langford 9
Sun. 2	Oklahoma (CSTV)	L, 66-90	3,858	Salter 18/Parker 8	Wed. 20	Colorado State* (The Mtn.)	W, 66-64	3,411	Hackett 19/Langford 6
Wed. 5	at SMU	L, 65-71	3,219	Hackett 17/Two 6	Wed. 27	Utah*	W, 67-61	3,365	Hackett 19/Langford 7
Sat. 8	Texas Southern (The Mtn.)	W, 83-59	2,979	Langford 15/Ortiz 7	<b>March</b>				
Mon. 17	UT-Arlington (The Mtn.)	W, 77-74 (OT)	3,890	Two 17/Salter 14	Sat. 1	at UNLV* (The Mtn.)	L, 55-74	12,615	Langford 10/Ortiz 12
Sat. 22	Prairie View A&M	W, 92-80	3,242	Langford 31/Two 6	Wed. 5	at Air Force*	L, 36-57	3,335	Mitchem 16/Two 5
Thu. 27	Jackson State	W, 79-68	2,948	Salter 16/Three 7	Sat. 8	BYU* (The Mtn.)	L, 54-61	5,777	Wall 15/Langford 10
Sat. 29	at Rice	L, 65-70	510	Langford 14/Owens 4	Thu. 13	at UNLV (1) (The Mtn.)	L, 88-89	10,857	
<b>January</b>									
Wed. 2	at Texas	L, 59-67	12,157	Salter 19/Three 4					
Sat. 5	at San Diego State* (The Mtn.)	L, 57-64	6,080	Langford 20/Langford 6					
Sat. 12	Wyoming* (CSTV)	W, 83-56	3,686	Salter 20/Ortiz 11					
Tue. 15	New Mexico* (CSTV)	W, 74-72	3,210	Two 16/Langford 5					
Sat. 19	at Colorado State* (The Mtn.)	W, 70-58	3,349	Salter 14/Two 8					
Sat. 26	at Utah* (The Mtn.)	L, 58-74	9,054	Hackett 15/Two 8					

Home games in bold.  
 \*Mountain West Conference game.  
 (1) Phillips 66 MWC Championship (Las Vegas, Nev.)



# UNLV RUNNIN' REBELS

## QUICK FACTS

Location: ..... Las Vegas, Nev.  
 President: ..... Dr. David B. Ashley  
 Faculty Representative: ..... Brackley Frayer  
 Athletics Director: ..... Mike Hamrick  
 Associate Athletics Director/SWA: ..... Lisa Kelleher  
 Enrollment: ..... 28,000  
 Founded: ..... 1957  
 Nickname: ..... Runnin' Rebels  
 Colors: ..... Scarlet and Gray  
 Elevation: ..... 2,100 feet  
 TV Market: ..... Las Vegas (No. 43)

## TEAM FACTS

Head Coach: ..... Lon Kruger (5th year)  
 2007-08 Record (Home-Away-Neutral): ..... 27-8 (19-2, 6-5, 2-1)  
 2007-08 Conference Record/Finish: ..... 12-4/2nd  
 2007-08 Postseason: ..... NCAA Second Round, lost to Kansas 56-75  
 All-Time Record: ..... 1,063-428 (.713)  
 NCAA Appearances/Record: ..... 16/33-15  
 Last NCAA Appearance: ..... 2008  
 NIT Appearances/Record: ..... 9/8-10  
 Last NIT Appearance: ..... 2005  
 Final AP/USA Today Ranking: ..... NR/NR  
 Letterwinners Returning/Lost: ..... 6/4  
 Starters Returning/Lost: ..... 3/2

## MEDIA RELATIONS

Men's Basketball SID: ..... Andy Grossman  
 E-mail: ..... andy.grossman@unlv.edu  
 Office Phone: ..... (702) 895-3995  
 Cell Phone: ..... (702) 630-3949  
 Fax Number: ..... (702) 895-0989  
 Athletics Website: ..... www.unlvrebels.com

## ARENA FACTS

Arena (Capacity): ..... Thomas & Mack Center (18,500)  
 Press Row Phone: ..... (702) 895-4600  
 Largest Crowd: ..... 20,321 (vs. Navy, Dec. 29, 1986)  
 Year Opened: ..... 1983  
 All-Time Arena Record: ..... 346-68 (.836)

## 2007-08 ATTENDANCE FIGURES

Attendance	Games	Total	Avg.	Largest Crowd
Home	21	249,171	11,865	16,096 vs. BYU
Away & Neutral	14	125,688	8,978	22,580 at BYU
<b>Totals</b>	<b>35</b>	<b>374,859</b>	<b>10,710</b>	

## 2008-09 SCHEDULE

November	Tue.	Washburn (exh.)	TV	Time
11	Sat.	San Diego	The Mtn.	7:30 p.m.
15	Tue.	vs. Texas-Pan American (1)		2:30 p.m.
18	Thu.	Northern Arizona		7 p.m.
20	Sat.	vs. North Carolina A&T (1)		7 p.m.
22	Mon.	at UTEP		7 p.m.
24	Fri.	vs. California (1)		5 p.m.
28	Sat.	vs. Cincinnati/Florida State (1)		5 p.m. or 7:30 p.m.
29				
December				
3	Wed.	at Fresno State		7 p.m.
6	Sat.	at Nevada		7:30 p.m.
14	Sun.	vs. Western Michigan (2)		4 p.m.
17	Wed.	Santa Clara	The Mtn.	7:30 p.m.
20	Sat.	Arizona	VERSUS	12 p.m.
23	Tue.	Southern Utah	The Mtn.	7:30 p.m.
31	Wed.	at Louisville	ESPN2	6 p.m.
January				
3	Sat.	New Mexico*	The Mtn.	7:30 p.m.
10	Sat.	at TCU*	The Mtn.	4:30 p.m.
14	Wed.	at Colorado State*		7 p.m.
17	Sat.	Wyoming*	The Mtn.	7 p.m.
21	Wed.	at BYU*	CBS C	8 p.m.
24	Sat.	Utah*	VERSUS	1 p.m.
31	Sat.	at Air Force*	VERSUS	2 p.m.
February				
3	Tue.	San Diego State*	The Mtn.	7:30 p.m.
7	Sat.	at New Mexico*	CBS C	6 p.m.
10	Tue.	TCU*	The Mtn.	7 p.m.
14	Sat.	Colorado State*		7 p.m.
18	Wed.	at Wyoming*	The Mtn.	8 p.m.
21	Sat.	BYU*	CBS C	8 p.m.
25	Wed.	at Utah*	The Mtn.	8 p.m.
March				
4	Wed.	Air Force*	CBS C	7 p.m.
7	Sat.	at San Diego State*	CBS C	7 p.m.
11-14	Wed-Sat.	Conoco MWC Championship (Las Vegas, Nev.)		

Home games in bold. \*Mountain West Conference game.  
 All game times are local to site and subject to change.

(1) Global Sports Classic  
 (2) at Orleans Arena (Las Vegas, Nev.)



Thomas & Mack Center



Dr. David B. Ashley  
President



Brackley Frayer  
Faculty Representative



Mike Hamrick  
Athletics Director



Lisa Kelleher  
Associate A.D./SWA



Andy Grossman  
Men's Basketball SID

# UNLV RUNNIN' REBELS



## HEAD COACH LON KRUGER



**Alma Mater:** ..... Kansas State, 1975  
**Hometown:** ..... Topeka, Kan.  
**Born:** ..... August, 1952  
**Playing Career:** ..... Kansas State, 1971-74  
**Overall Record:** ..... 409-275 (22 years)  
**School Record:** ..... 91-42 (4 years)  
**MWC Record:** ..... 41-21 (4 years)  
**MWC Tournament Record/Apearances:** ..... 8-2 (.800)/4  
**Overall Conf. Tournament Record/Apearances:** ..... 23-15 (.605)/17  
**NCAA Tournament Record/Apearances:** ..... 14-11 (.560)/11  
**NIT Record/Apearances:** ..... 4-4 (.500)/3

## YEAR-BY-YEAR COLLEGE COACHING RECORD

Year	School	Overall	Conf. (Pl.)	Postseason
1982-83	Texas-Pan Am.	7-21	-	-
1983-84	Texas-Pan Am.	13-14	-	-
1984-85	Texas-Pan Am.	12-16	-	-
1985-86	Texas-Pan Am.	20-8	-	-
<b>Totals</b>	<b>4 Years</b>	<b>52-59 (.468)</b>		
1986-87	Kansas State	20-11	8-6 (4th, Big 8)	NCAA 2nd Round
1987-88	Kansas State	25-9	11-3 (2nd, Big 8)	NCAA Elite Eight
1988-89	Kansas State	19-11	8-6 (3rd, Big 8)	NCAA 1st Round
1989-90	Kansas State	17-15	7-7 (4th, Big 8)	NCAA 1st Round
<b>Totals</b>	<b>4 Years</b>	<b>81-46 (.638)</b>	<b>34-22 (.607)</b>	
1990-91	Florida	11-17	7-11 (6th, SEC)	-
1991-92	Florida	19-14	9-7 (2nd, SEC-East)	NIT Semifinals
1992-93	Florida	16-12	9-7 (3rd, SEC-East)	NIT 1st Round
1993-94	Florida	29-8	12-4 (T-1st, SEC-East)	NCAA Final Four
1994-95	Florida	17-13	8-8 (3rd, SEC-East)	NCAA 1st Round
1995-96	Florida	12-16	6-10 (5th, SEC-East)	-
<b>Totals</b>	<b>6 Years</b>	<b>104-80 (.565)</b>	<b>51-47 (.520)</b>	
1996-97	Illinois	22-10	11-7 (T-4th, Big Ten)	NCAA 2nd Round
1997-98	Illinois	23-10	13-3 (T-1st, Big Ten)	NCAA 2nd Round
1998-99	Illinois	14-18	3-13 (11th, Big Ten)	-
1999-2000	Illinois	22-10	11-5 (5th, Big Ten)	NCAA 2nd Round
<b>Totals</b>	<b>4 Years</b>	<b>81-48 (.628)</b>	<b>38-28 (.576)</b>	
2004-05	UNLV	17-14	7-7 (T-4th, MWC)	NIT 2nd Round
2005-06	UNLV	17-13	10-6 (4th, MWC)	-
2006-07	UNLV	30-7	12-4 (2nd, MWC)	NCAA Sweet 16
2007-08	UNLV	27-8	12-4 (2nd, MWC)	NCAA 2nd Round
<b>Totals</b>	<b>4 Years</b>	<b>91-42 (.684)</b>	<b>41-21 (.661)</b>	
<b>Career</b>	<b>21 Years</b>	<b>409-275 (.598)</b>	<b>164-118 (.582)</b>	

## PREVIOUS COACHING EXPERIENCE

**New York Knicks** ..... Assistant Coach (2003-04)  
**Atlanta Hawks** ..... Head Coach (2000-03)  
**Illinois** ..... Head Coach (1996-2000)  
**Florida** ..... Head Coach (1990-96)  
**Kansas State** ..... Head Coach (1986-90)  
 Assistant Coach (1977-82)  
**Pan American** ..... Head Coach (1982-86)  
**Pittsburg State** ..... Assistant Coach (1976-77)

**Men's Basketball Office Phone:** ..... (702) 895-3295

## KRUGER VS. MOUNTAIN WEST

vs. Air Force ..... 4-6  
 vs. BYU ..... 6-5  
 vs. Colorado State ..... 7-2  
 vs. New Mexico ..... 5-5  
 vs. San Diego State ..... 5-4  
 vs. TCU ..... 7-0  
 vs. Utah ..... 7-5  
 vs. Wyoming ..... 8-1  
**Total** ..... **49-28**

## ASSISTANT COACHES

Greg Gensing  
 4rd year (SW Texas State '79)  
 Steve Henson  
 5th year (Kansas State '90)  
 Lew Hill  
 5th year (Wichita State '88)



Greg Gensing



Steve Henson



Lew Hill

## UNLV YEAR-BY-YEAR IN THE MWC

Year	Overall	MWC	H	A	MWC Finish	MWC Championship Seed	MWC Championship Finish	Postseason
1999-00	23-8	10-4	6-1	4-3	T-1st	1	3-0 (1st)	NCAA
2000-01	16-13	7-7	5-2	2-5	4th	dnf	-	-
2001-02	21-11	9-5	6-1	3-4	3rd	3	2-1	NIT
2002-03	21-11	8-6	5-2	3-4	T-3rd	4	2-1	NIT
2003-04	18-13	7-7	5-2	2-5	4th	4	2-1	NIT
2004-05	17-14	7-7	3-4	4-3	T-4th	4	1-1	NIT
2005-06	17-13	10-6	6-2	4-4	4th	4	1-1	-
2006-07	30-7	12-4	8-0	4-4	2nd	2	3-0 (1st)	NCAA
2007-08	27-8	12-4	8-0	4-4	2nd	2	3-0 (1st)	NCAA
<b>Totals</b>	<b>190-98</b>	<b>82-50</b>	<b>63-15</b>	<b>34-37</b>			<b>17-5</b>	

## UNLV COACHING RECORDS (ALL-TIME)

Years	Record	Win Pct.	Coach
1958-63	68-45	.602	Michael Drakulich
1963-65	40-15	.727	Ed Gregory
1965-70	96-40	.706	Rolland Todd
1970-73	44-36	.550	John Bayer
1973-92	509-105	.829	Jerry Tarkanian
1992-94	36-21	.636	Rollie Massimino
1994-95	2-5	.286	Tom Grgurich
	5-2	.714	Howie Landa
	5-9	.357	Cleveland Edwards
1995-00	94-64	.595	Bill Bayno
2000-01	13-9	.591	Max Good
2001-04	54-31	.635	Charlie Spoonhour
2004	6-4	.600	Jay Spoonhour
2004-08	91-42	.684	Lon Kruger

**Totals: 1,063-428 (.713) 50 seasons-1,491 games**

## UNLV HISTORY

### REGULAR SEASON

**CONFERENCE CHAMPIONSHIPS:** ..... 13

1974-75	1982-83	1983-84	1984-85
1985-86	1986-87	1987-88	1988-89
1989-90	1990-91	1991-92	1998-99
1999-00			

### CONFERENCE TOURNAMENT

**CHAMPIONSHIPS:** ..... 11

1983	1985	1986	1987
1989	1990	1991	1998
2000	2007	2008	

### CONFERENCE TOURNAMENT

**TITLE GAME APPEARANCES:** ..... 14

Year	Opp.	Site	Result
1983	Fresno St.	Inglewood, Calif.	W, 66-63
1984	Fresno St.	Inglewood, Calif.	L, 49-51
1985	CS Fullerton	Inglewood, Calif.	W, 79-61
1986	New Mex. St.	Inglewood, Calif.	W, 75-55
1987	San Jose St.	Inglewood, Calif.	W, 94-69
1989	New Mex. St.	Long Beach, Calif.	W, 68-62
1990	Long Beach St.	Long Beach, Calif.	W, 92-74
1991	Fresno St.	Long Beach, Calif.	W, 98-74
1998	New Mexico	Las Vegas, Nev.	W, 56-51
2000	BYU	Las Vegas, Nev.	W, 79-56
2002	San Diego St.	Las Vegas, Nev.	L, 75-78
2003	Colorado St.	Las Vegas, Nev.	L, 61-62
2004	Utah	Denver, Colo.	L, 70-73
2007	BYU	Las Vegas, Nev.	W, 78-70
2008	BYU	Las Vegas, Nev.	W, 76-61

**NCAA TOURNAMENT APPEARANCES:** ..... 16

1975	1976	*1977	1983
1984	1985	1986	*1987
1988	1989	*1990	*1991
1998	2000	2007	2008

\*Final Four appearance. National Champions in bold.

**NIT APPEARANCES:** ..... 9

1980	1982	1993	1997
1999	2001	2003	2004
2005			



# UNLV RUNNIN' REBELS

## 2008-09 ROSTER

No.	Name	Pos.	Ht.	Wt.	Yr.	Exp.	Hometown (Previous School)
0	Oscar Bellfield	G	6-2	175	Fr.	HS	Los Angeles, Calif. (Westchester HS)
1	Wink Adams	G	6-0	200	Sr.	3L	Houston, Texas (Gulf Shores Academy)
2	Kendall Wallace	G	6-4	190	So.	1L	Mesa, Ariz. (Mountain View HS)
3	Mareceo Rutledge	G	6-3	225	Sr.	1L	Sacramento, Calif. (Yuba College)
5	Derrick Jasper	G	6-6	210	Jr.	TR	Paso Robles, Calif. (Kentucky)
10	Scott Hoffman	G	6-3	180	Jr.	2L	Hays, Kan. (Thomas Moore Prep-Marian)
11	Chace Stanback	G/F	6-8	210	So.	TR	Los Angeles, Calif. (UCLA)
12	Brice Massamba	F/C	6-10	255	Fr.	HS	Sodertalje, Sweden (Findlay College Prep.)
13	Rob Ketchum	F	6-5	205	Jr.	RS	Sacramento, Calif. (Sierra College)
15	DeShawn Mitchell	F	6-5	205	Fr.	HS	Newark, N.J. (Monmouth Academy)
20	Steve Jones	G	6-1	220	Sr.	TR	Portland, Ore. (Arizona State)
22	Beas Hamga	C	7-0	225	Fr.	RS	Douala, Cameroon (Decatur (Ill.) Christian School)
24	René Rougeau	G	6-6	210	Sr.	3L	Rancho Cucamonga, Calif. (Etiwanda HS)
33	Tre'Von Willis	G	6-4	195	So.	TR	Fresno, Calif. (Memphis)
34	Matt Shaw	F	6-8	240	Jr.	2L	Los Angeles, Calif. (Fairfax HS)
44	Darris Santee	F	6-8	225	Jr.	TR	Houston, Texas (Midland College)
45	Joe Darger	F	6-7	225	Sr.	3L	Riverton, Utah (Riverton HS)

## REBEL CAREER LEADERS

Scoring	Years	Points
1. Eddie Owens	1973-77	2,221
2. Sidney Green	1979-83	2,073
3. Stacey Augmon	1987-91	2,011
4. Freddie Banks	1983-87	2,007
5. Silas Stepp	1962-66	1,942
6. Armon Gilliam	1984-87	1,855
7. Larry Anderson	1979-83	1,818
9. Dalron Johnson	1999-03	1,728
9. Kaspars Kambala	1997-01	1,699
10. Bob Florence	1971-74	1,674

Rebounding	Years	Total
1. Sidney Green	1979-83	1,276
2. Lewis Brown	1973-77	1,019
3. Stacey Augmon	1987-91	1,005
4. Kaspars Kambala	1997-01	921
5. Silas Stepp	1962-66	895
6. Armon Gilliam	1984-87	890
7. Dalron Johnson	1999-03	841
8. Larry Johnson	1989-91	837
9. Glen Gondrezick	1973-77	831
10. Jackie Robinson	1973-78	669

## ROSTER BREAKDOWN

### Starters Returning (3)

Name	Pos.	Yr.	2007-08 Stats
Wink Adams	G	Sr.	16.9 ppg, 4.0 rpg, 3.1 apg,
Joe Darger	F	Sr.	11.3 ppg, 4.5 rpg
René Rougeau	G	Sr.	9.0 ppg, 6.2 rpg, 2.1 spg

### Starters Lost (2)

Name	Pos.	Yr.	2007-08 Stats
Curtis Terry	G	Sr.	11.1 ppg, 3.3 rpg, 4.8 apg
Corey Bailey	F	Sr.	6.4 ppg, 3.9 rpg, 1.1 apg

### Other Letterwinners Returning (3)

Name	Pos.	Yr.	2007-08 Stats
Scott Hoffman	G	Jr.	0.1 ppg, 0.5 rpg
Mareceo Rutledge	G	Sr.	3.4 ppg, 2.1 rpg
Kendall Wallace	G	So.	2.4 ppg, 1.0 rpg

### Other Letterwinners Lost (2)

Name	Pos.	Yr.	2007-08 Stats
Troy Cage	F	Fr.	1.7 ppg, 1.9 rpg
Matt Shaw*	F	Jr.	6.9 ppg, 4.0 rpg

\*Will miss 2008-09 season due to knee surgery

### Newcomers (9)

Name	Pos.	Ht.	Wt.	Yr.
Oscar Bellfield	G	6-2	175	Fr.
Beas Hamga	C	7-0	225	RS-Fr.
Derrick Jasper^	G	6-6	210	Jr.
Steve Jones^	G	6-1	220	So.
Rob Ketchum	F	6-5	205	RS-Jr.
Brice Massamba	F/C	6-10	255	Fr.
DeShawn Mitchell	F	6-5	205	Fr.
Darris Santee	F	6-8	225	Jr.
Chace Stanback^	G/F	6-8	210	So.
Tre'Von Willis58	G	6-4	195	So.

#Sat out 2007-08 season due to NCAA transfer rules

^Will sit out 2008-09 season due to NCAA transfer rules.

## PLAYERS TO WATCH



### Wink Adams • Sr. • G • 6-0 • 200

- Named first team all-MWC and NABC All-District 15 second team in 2007-08.
- Ranks 14th all-time in career scoring at UNLV with 1,432 points, is fourth in career 3-pointers made (169) and fifth in career steals (170).
- Led UNLV and ranked third in MWC in scoring (16.9 ppg) in 2007-08.
- Scored in double figures in 32 of 35 games, including topping the 20-point mark 12 times.
- Has made 92 consecutive starts.

Career Statistics									
Year	G-GS	FG-FGA	Pct	3P-3PA	Pct	FT-FTA	Pct	Reb-Avg	Pts-Avg
05-06	30-20	122-300	.407	36-108	.333	47-65	.723	100-3.3	327-10.0
06-07	37-37	165-430	.384	67-187	.358	117-155	.755	142-3.8	514-13.9
07-08	35-35	187-443	.422	66-185	.357	151-178	.848	139-4.0	591-16.9
<b>Totals</b>	<b>102-92</b>	<b>474-1173</b>	<b>.404</b>	<b>169-480</b>	<b>.352</b>	<b>315-398</b>	<b>.791</b>	<b>381-3.7</b>	<b>1432-14.0</b>



### Joe Darger • Sr. • F • 6-7 • 225

- Named honorable mention all-MWC in 2007-08.
- Has played in 95 career games, making 37 starts (35 of those were in 2007-08).
- Has made 129 career 3-pointers, ranking 10th all-time in UNLV history.
- Ranked second on the team in scoring (11.3 ppg) last season.
- Made 67 3-pointers and shot 36.8 percent from behind the arc in 2007-08.

Career Statistics									
Year	G-GS	FG-FGA	Pct	3P-3PA	Pct	FT-FTA	Pct	Reb-Avg	Pts-Avg
05-06	26-0	22-65	.338	15-44	.341	4-6	.667	23-0.9	63-2.4
06-07	34-2	63-151	.417	47-107	.439	30-36	.833	64-1.9	203-6.0
07-08	35-35	123-314	.392	67-182	.368	83-100	.830	157-4.5	396-11.3
<b>Totals</b>	<b>95-37</b>	<b>208-530</b>	<b>.392</b>	<b>129-333</b>	<b>.387</b>	<b>117-142</b>	<b>.824</b>	<b>244-2.6</b>	<b>662-7.0</b>

# UNLV RUNNIN' REBELS



## 2007-08 STATISTICS-ALL GAMES

OVERALL RECORD: 27-8

HOME: 19-2

AWAY: 6-5

NEUTRAL: 2-1

No.	Player	G-GS	Min-Avg	/---Total---		/---3-Pts---		FT-FTA	Pct	/---Rebounds---			PF-FO	A	TO	BL	ST	Pts-Avg
				FG-FGA	Pct	3P-3PA	Pct			Off-Def	Tot-Avg							
01	Wink Adams	35-35	1120-32.0	187-443	.422	66-185	.357	151-178	.848	19-120	139-4.0	63-1	107	64	1	52	591-16.9	
45	Joe Darger	35-35	939-26.8	123-314	.392	67-182	.368	83-100	.830	49-108	157-4.5	92-4	33	28	12	22	396-11.3	
31	Curtis Terry	35-35	1133-32.4	125-301	.415	68-183	.372	70-95	.737	10-104	114-3.3	55-0	169	88	7	38	388-11.1	
24	Rene Rougeau	35-27	969-27.7	132-260	.508	1-5	.200	49-69	.710	78-140	218-6.2	100-1	49	43	39	75	314-9.0	
34	Matt Shaw	35-7	665-19.0	78-194	.402	24-73	.329	60-78	.769	45-96	141-4.0	87-2	23	26	22	16	240-6.9	
15	Corey Bailey	35-35	867-24.8	94-197	.477	9-35	.257	27-50	.540	51-84	135-3.9	86-1	37	36	8	25	224-6.4	
02	Emmanuel Adeife	1-1	16-16.0	2-2	1.000	0-0	.000	2-2	1.000	1-3	4-4.0	0-0	0	0	4	0	6-6.0	
03	Lamar Roberson	13-0	175-13.5	21-51	.412	0-6	.000	8-20	.400	15-27	42-3.2	22-0	12	19	10	7	50-3.8	
00	Mareceo Rutledge	32-0	357-11.2	39-95	.411	14-50	.280	17-28	.607	27-40	67-2.1	44-0	12	24	1	17	109-3.4	
05	Kendall Wallace	28-0	327-11.7	22-75	.293	10-48	.208	13-19	.684	10-18	28-1.0	28-0	10	17	0	9	67-2.4	
12	Troy Cage	13-0	71-5.5	8-24	.333	3-9	.333	3-4	.750	8-17	25-1.9	7-0	3	7	1	4	22-1.7	
20	Marcus Lawrence	23-0	319-13.9	13-35	.371	2-13	.154	4-7	.571	2-26	28-1.2	19-0	53	15	1	13	32-1.4	
10	Scott Hoffman	13-0	42-3.2	0-8	.000	0-7	.000	1-3	.333	3-4	7-0.5	2-0	2	2	0	0	1-0.1	
TEAM										47-57	104-3.0	0	10					
UNLV		35		844-1999	.422	264-796	.332	488-653	.747	365-844	1209-34.5	605-9	510	379	106	278	2440-69.7	
Opponents		35		775-1890	.410	212-688	.308	419-625	.670	391-879	1270-36.3	626-12	417	521	98	164	2181-62.3	

## 2007-08 STATISTICS-MWC GAMES

CONFERENCE RECORD: 12-4 HOME: 8-0

AWAY: 4-4

No.	Player	G-GS	Min-Avg	/---Total---		/---3-Pts---		FT-FTA	Pct	/---Rebounds---			PF-FO	A	TO	BL	ST	Pts-Avg
				FG-FGA	Pct	3P-3PA	Pct			Off-Def	Tot-Avg							
01	Wink Adams	16-16	540-33.8	86-217	.396	33-99	.333	67-82	.817	9-51	60-3.8	36-1	46	39	1	21	272-17.0	
45	Joe Darger	16-16	445-27.8	57-138	.413	31-77	.403	31-38	.816	23-38	61-3.8	40-2	15	9	5	10	176-11.0	
31	Curtis Terry	16-16	540-33.8	52-140	.371	31-92	.337	30-40	.750	3-54	57-3.6	30-0	95	43	3	12	165-10.3	
24	Rene Rougeau	16-16	514-32.1	74-145	.510	0-1	.000	19-27	.704	35-74	109-6.8	43-0	30	18	21	38	167-10.4	
34	Matt Shaw	16-0	266-16.6	28-69	.406	11-31	.355	17-22	.773	14-45	59-3.7	38-2	14	12	9	7	84-5.3	
15	Corey Bailey	16-16	409-25.6	48-95	.505	4-15	.267	10-15	.667	24-44	68-4.3	39-1	18	20	6	7	110-6.9	
02	Emmanuel Adeife	0-0	0-0.0	0-0	.000	0-0	.000	0-0	.000	0-0	0-0.0	0-0	0	0	0	0	0-0.0	
03	Lamar Roberson	0-0	0-0.0	0-0	.000	0-0	.000	0-0	.000	0-0	0-0.0	0-0	0	0	0	0	0-0.0	
00	Mareceo Rutledge	15-0	162-10.8	16-35	.457	5-16	.313	7-14	.500	12-16	28-1.9	24-0	5	9	0	6	44-2.9	
05	Kendall Wallace	16-0	160-10.0	9-35	.257	5-25	.200	5-8	.625	4-9	13-0.8	14-0	6	8	0	4	28-1.8	
12	Troy Cage	7-0	45-6.4	3-13	.231	0-2	.000	3-4	.750	8-8	16-2.3	3-0	3	3	1	4	9-1.3	
20	Marcus Lawrence	10-0	114-11.4	3-10	.300	1-5	.200	2-4	.500	0-11	11-1.1	10-0	12	4	0	3	9-0.9	
10	Scott Hoffman	3-0	5-1.7	0-1	.000	0-1	.000	0-1	.000	0-2	2-0.7	1-0	0	0	0	0	0-0.0	
TEAM										22-27	49-3.1	0	3					
UNLV		16		376-898	.419	121-364	.332	191-255	.749	154-379	533-33.3	278-6	244	168	46	112	1064-66.5	
Opponents		16		352-842	.418	90-300	.300	189-283	.668	163-401	564-35.2	271-5	203	222	51	75	983-61.4	

## CAREER STATISTICS FOR 2008-09 PLAYERS (MIN. 50 PERCENT OF GAMES PLAYED)

No.	Player	G-GS	Avg Min	FG-FGA	Pct	3P-3PA	Pct	FT-FTA	Pct	Off-Def	Tot-Avg	PF-FO	A	TO	BL	ST	Pts-Avg
01	Wink Adams	102-92	30.6	474-1173	.404	169-480	.352	315-398	.791	81-300	381-3.7	193-2	265	212	8	170	1432-14.0
45	Joe Darger	95-37	16.7	208-530	.392	129-333	.387	117-142	.824	81-163	244-2.6	180-4	58	52	18	39	662-7.0
24	Rene Rougeau	73-27	16.6	162-319	.508	1-7	.143	55-84	.655	97-173	270-3.7	145-3	62	61	45	86	380-5.2
03	Mareceo Rutledge	32-0	11.2	39-95	.411	14-50	.280	17-28	.607	27-40	67-2.1	44-0	12	24	1	17	109-3.4
02	Kendall Wallace	28-0	11.7	22-75	.293	10-48	.208	13-19	.684	10-18	28-1.0	28-0	10	17	0	9	67-2.4

## 2007-08 RESULTS • (27-8/12-4 MWC)

Date	Opponent	Result	Time/Att.	High Scorer/Reb.	Date	Opponent	Result	Att.	High Scorer/Reb.
<b>November</b>									
Tue. 6	Washburn (exh.)	W, 77-47	7,811	Darger 19/Adeife 9	Sat. 2	New Mexico* (The Mtn.)	W, 79-60	14,056	Adams 24/Shaw 6
Fri. 9	Montana State	W, 76-65	10,013	Terry 26/Two 6	Wed. 6	at Utah* (The Mtn.)	L, 73-81	9,989	Darger 18/Two 7
Tue. 13	Dixie State (The Mtn.)	W, 97-66	8,034	Darger 19/Darger 8	Sat. 9	Colorado State* (The Mtn.)	W, 68-51	12,946	Adams 23/Bailey 7
Sat. 17	at San Diego (Cox 96)	W, 66-55	2,853	Adams 12/Roberson 9	Tue. 12	Air Force* (CSTV)	W, 58-51	10,506	Adams 13/Bailey 7
Wed. 21	#6/6 Louisville (VERSUS)	L, 48-68	14,133	Shaw 11/Darger 13	Sat. 16	at BYU* (CSTV)	L, 48-74	22,580	Bailey 10/Cage 12
Sat. 24	Nevada (The Mtn.)	W, 79-67	13,068	Adams 17/Shaw 9	Sat. 23	at Wyoming* (The Mtn.)	W, 73-65	5,547	Adams 23/Adams 10
Tue. 27	at UC Santa Barbara (LV One)	L, 60-63	3,438	Two 11/Rutledge 5	Tue. 26	San Diego State* (CSTV)	W, 68-58	13,036	Adams 23/Rougeau 9
<b>December</b>									
Sat. 1	UTEP (The Mtn.)	W, 84-71	10,766	Darger 23/Two 7	Sat. 1	TCU* (The Mtn.)	W, 74-55	12,615	Two 15/Bailey 8
Wed. 5	at Northern Arizona (LV One)	W, 83-74	2,138	Two 16/Terry 8	Tue. 4	at New Mexico* (CSTV)	L, 45-59	18,018	Adams 12/Bailey 8
Sat. 8	vs. Fresno State (1) (LV One)	W, 84-71	4,924	Rougeau 19/Four 6	Sat. 8	Utah* (VERSUS)	W, 70-63	12,366	Terry 22/Rougeau 8
Wed. 19	#19/19 Arizona (CSTV)	L, 49-52	13,676	Adams 19/Adams 8	Thu. 13	TCU (3) (The Mtn.)	W, 89-88	10,857	Adams 29/Rougeau 9
Sat. 22	Tennessee-Martin	W, 74-48	7,899	Adams 20/Two 7	Fri. 14	Utah (3) (CSTV)	W, 61-55	13,913	Two 20/Rougeau 11
Fri. 28	Kennesaw State (2)	W, 78-55	10,103	Darger 18/Rutledge 9	Sat. 15	BYU (3) (VERSUS)	W, 76-61	16,096	Adams 23/Bailey 11
Sat. 29	Nicholls State (2)	W, 64-42	10,317	Adams 13/Cage 8	Thu. 20	vs. Kent State (4) (CBS)	W, 71-58	17,162	Darger 18/Rougeau 10
Sun. 30	Minnesota (2)	W, 81-64	11,615	Adams 20/Shaw 10	Sat. 22	vs. # 4/4 Kansas (4) (CBS)	L, 56-75	17,162	Adams 25/Rougeau 8
<b>January</b>									
Sat. 5	at Colorado State* (The Mtn.)	W, 65-62	4,023	Two 18/Rougeau 11	Home games in bold.				
Sat. 12	at Air Force*	L, 53-65	5,146	Terry 12/Rougeau 7	*Mountain West Conference game.				
Tue. 15	BYU* (The Mtn.)	W, 70-41	13,074	Terry 21/Shaw 8	(1) Orleans Arena (Las Vegas, Nev.)				
Wed. 23	Wyoming* (The Mtn.)	W, 78-71	10,082	Adams 33/Rougeau 10	(2) Duel in the Desert (Las Vegas, Nev.)				
Sat. 26	at San Diego State* (VERSUS)	W, 72-69	9,131	Darger 19/Darger 10	(3) Phillips 66 MWC Championship (Las Vegas, Nev.)				
Wed. 30	at TCU* (The Mtn.)	W, 70-58	3,577	Adams 25/Darger 7	(4) NCAA Tournament (Omaha, Neb.)				



# UTAH UTES

## QUICK FACTS

**Location:** ..... Salt Lake City, Utah  
**President:** ..... Michael K. Young  
**Faculty Representative:** ..... William Smith  
**Athletics Director:** ..... Dr. Chris Hill  
**Associate Athletics Director/SWA:** ..... Mary Bowman  
**Enrollment:** ..... 28,025  
**Founded:** ..... 1850  
**Nickname:** ..... Utes  
**Colors:** ..... Crimson and White  
**Elevation:** ..... 4,500 feet  
**TV Market:** ..... Salt Lake City (No. 35)

## TEAM FACTS

**Head Coach:** ..... Jim Boylen (2nd year)  
**2007-08 Record (Home-Away-Neutral):** ..... 18-15 (11-4, 5-10, 2-1)  
**2007-08 Conference Record/Finish:** ..... 7-9/6th  
**2007-08 Postseason:** ..... CBI Second Round, Lost to Tulsa 60-69  
**All-Time Record:** ..... 1,613-848 (.655)  
**NCAA Appearances/Record:** ..... 26/35-29  
**Last NCAA Appearance:** ..... 2005  
**NIT Appearances/Record:** ..... 11/11-10  
**Last NIT Appearance:** ..... 2001  
**Final AP/USA Today Ranking:** ..... NR/NR  
**Letterwinners Returning/Lost:** ..... 10/3  
**Starters Returning/Lost:** ..... 5/0

## MEDIA RELATIONS

**Men's Basketball SID:** ..... Kyle Harris  
**E-mail:** ..... kharris@huntsman.utah.edu  
**Office Phone:** ..... (801) 581-3771  
**Cell Phone:** ..... (801) 580-4411  
**Fax Number:** ..... (801) 581-4358  
**Athletics Website:** ..... www.utahutes.com

## ARENA FACTS

**Arena (Capacity):** ..... Jon M. Huntsman Center (15,000)  
**Press Row Phone:** ..... (801) 581-6657  
**Largest Crowd:** ..... 15,755 (vs. BYU, Feb. 27, 1993)  
**Year Opened:** ..... 1969  
**All-Time Arena Record:** ..... 488-105 (.823)

## 2007-08 ATTENDANCE FIGURES

Attendance	Games	Total	Avg.	Largest Crowd
Home	15	149,687	9,979	14,653 vs. San Diego State
Away & Neutral	18	150,150	8,342	19,460 at BYU
<b>Totals</b>	<b>33</b>	<b>299,837</b>	<b>9,086</b>	

## 2008-09 SCHEDULE

November		TV	Time
8	Sat. Grand Valley State (exh.)		2 p.m.
15	Sat. Southwest Baptist		2 p.m.
18	Tue. vs. UW-Green Bay (1)		7 p.m.
21	Fri. vs. Mississippi (1A)		6:30 p.m.
22	Sat. vs. Morgan State (1A)		4:15 p.m.
28	Fri. at Missouri State		7 p.m.
December			
3	Wed. Oregon	The Mtn.	7 p.m.
6	Sat. at Idaho State		7 p.m.
10	Wed. California	The Mtn.	6 p.m.
13	Sat. at Oklahoma	ESPN2	3 p.m.
20	Sat. Weber State	The Mtn.	4 p.m.
22	Mon. at Utah State		7 p.m.
27	Sat. at UC Irvine		7 p.m.
31	Wed. Gonzaga	CBS C	6 p.m.
January			
3	Sat. Wyoming*		2 p.m.
6	Tue. LSU	The Mtn.	7 p.m.
10	Sat. at San Diego State*	VERSUS	1 p.m.
14	Wed. at Air Force*	The Mtn.	8 p.m.
17	Sat. Colorado State*	The Mtn.	4 p.m.
24	Sat. at UNLV*	VERSUS	1 p.m.
27	Tue. BYU*	The Mtn.	8 p.m.
31	Sat. New Mexico*	The Mtn.	1:30 p.m.
February			
4	Wed. at TCU*	The Mtn.	6:30 p.m.
7	Sat. at Wyoming*	The Mtn.	2 p.m.
11	Wed. San Diego State*	The Mtn.	8 p.m.
14	Sat. Air Force*	The Mtn.	2 p.m.
18	Wed. at Colorado State*	The Mtn.	6 p.m.
25	Wed. UNLV*	The Mtn.	8 p.m.
28	Sat. at BYU*	CBS C	3 p.m.
March			
3	Tue. at New Mexico*	The Mtn.	7 p.m.
7	Sat. TCU*	The Mtn.	4 p.m.
11-14	Wed.-Sat. Conoco MWC Championship (Las Vegas, Nev.)		

Home games in **bold**. \*Mountain West Conference game.  
All game times are local to site and subject to change.

(1) Glen Wilkes Classic  
(1A) Glen Wilkes Classic (Daytona Beach, Fla.)



Jon M. Huntsman Center



Michael K. Young  
President



William Smith  
Faculty Representative



Dr. Chris Hill  
Athletics Director



Mary Bowman  
Associate A.D./SWA



Kyle Harris  
Men's Basketball SID

# UTAH UTES



## HEAD COACH JIM BOYLEN



**Alma Mater:** .....Maine, 1987  
**Hometown:** .....East Grand Rapids, Mich.  
**Born:** .....April, 1965  
**Playing Career:** .....Maine, 1983-87  
**Overall Record:** .....18-15 (1 year)  
**School Record:** .....18-15 (1 year)  
**MWC Record:** .....7-9 (1 year)  
**MWC Tournament Record/Appearences:** .....1-1 (.500)/1  
**Overall Conf. Tournament Record/Appearences:** .....1-1 (.500)/1  
**NCAA Tournament Record/Appearences:** .....N/A  
**NIT Record/Appearences:** .....N/A

## YEAR-BY-YEAR COACHING RECORD

Year	School	Overall	Conf. (Pl.)	Postseason
2007-08	Utah	18-15	7-9 (6th, MWC)	CBI 2nd Round
<b>Totals</b>		<b>18-15 (.545)</b>	<b>7-9 (.438)</b>	

## UTAH COACHING RECORDS (ALL-TIME)

Years	Record	Win Pct.	Coach
1908-09	3-8	.273	Erastus J. Milne
1909-10	17-3	.850	Robert Richardson
1910-14	44-9	.830	Fred Bennion
1914-17	26-7	.788	Nelson Nordgren
1917-25	42-30	.583	Thomas Fitzpatrick
1925-27	9-18	.333	Ike Armstrong
1927-53	385-230	.626	Vadal Peterson
1953-71	339-154	.688	Jack Gardner
1971-74	43-39	.524	Bill Foster
1974-83	173-86	.668	Jerry Pimm
1983-89	98-86	.533	Lynn Archibald
1989-04	323-95	.773	Rick Majerus
1989-90	12-12	.500	Joe Cravens <sup>^</sup>
2000-01	18-12	.600	Dick Hunsaker <sup>+</sup>
2004	9-4	.692	Kerry Rupp <sup>#</sup>
2004-07	54-40	.574	Ray Giacoletti
2007-08	18-15	.545	Jim Boylen

**Totals: 1,613-848 (.655) 100 seasons-2,461 games**

<sup>^</sup>Majerus coached six games -- asst. Joe Cravens coached remainder of the season.  
<sup>+</sup>Majerus coached one game -- asst. Dick Hunsaker coached remainder of the season.  
<sup>#</sup>Majerus retired from coaching in 2004 -- Utah had a 15-5 record at that time -- asst. coach Kerry Rupp coached remainder of the season.

## UTAH HISTORY

### REGULAR SEASON

**CONFERENCE CHAMPIONSHIPS:** .....**.28**

1930-31	1931-32	1932-33	1936-37
1937-38	1944-45	1954-55	1955-56
1958-59	1959-60	1960-61	1961-62
1965-66	1976-77	1980-81	1982-83
1985-86	1990-91	1992-93	1994-95
1995-96	1996-97	1997-98	1998-99
1999-00	2000-01	2002-03	2004-05

### CONFERENCE TOURNAMENT

**CHAMPIONSHIPS:** .....**.4**

1995	1997	1999	2004
------	------	------	------

### CONFERENCE TOURNAMENT

**TITLE GAME APPEARANCES:** .....**.7**

Year	Opp.	Site	Result
1991	BYU	Laramie, Wyo.	L, 49-51 ot
1995	Hawai'i	Albuquerque, N.M.	W, 67-54
1996	New Mexico	Albuquerque, N.M.	L, 60-64
1997	TCU	Las Vegas, Nev.	W, 89-68
1999	New Mexico	Las Vegas, Nev.	W, 60-45
2004	UNLV	Denver, Colo.	W, 73-70
2005	New Mexico	Denver, Colo.	L, 56-60

### NCAA TOURNAMENT APPEARANCES:

.....**.26**

1944	1945	1955	1956
1959	1960	1961	1966
1977	1978	1979	1981
1983	1986	1991	1993
1995	1996	1997	*1998
1999	2000	2002	2003
2004	2005		

\*Final Four appearance. National Champions in **bold**.

### NIT APPEARANCES:

.....**.11**

1944	<b>1947</b>	1949	1957
1958	1970	1974	1987
1988	1992	2001	

NIT Champions in **bold**.

### CBI APPEARANCES:

.....**.1**

2008			
------	--	--	--

## PREVIOUS COACHING EXPERIENCE

**Michigan State** .....Assistant Coach (1989-92, 2005-07)  
**Milwaukee Bucks** .....Assistant Coach (2004-05)  
**Golden State Warriors** .....Assistant Coach (2003-04)  
**Houston Rockets** .....Assistant Coach (1994-03)

**Men's Basketball Office Phone:** .....(801) 581-5451

## BOYLEN VS. MOUNTAIN WEST

vs. Air Force .....2-0  
 vs. BYU .....0-2  
 vs. Colorado State .....2-0  
 vs. New Mexico .....1-2  
 vs. San Diego State .....1-1  
 vs. TCU .....1-1  
 vs. UNLV .....1-2  
 vs. Wyoming .....0-2

**Total** .....**.8-10**

## ASSISTANT COACHES

**Stan Johnson**  
 1st year (Bemidji State '03)

**Barret Peery**  
 1st year (Southern Utah --)

**Jeff Smith**  
 2nd year (Alma College '95)



Stan Johnson



Barret Peery



Jeff Smith

## UTAH YEAR-BY-YEAR IN THE MWC

Year	Overall	MWC	H	A	MWC Finish	MWC Championship		Postseason
						Seed	Finish	
1999-00	23-9	10-4	7-0	3-4	T-1st	2	1-1	NCAA
2000-01	19-12	10-4	7-0	3-4	T-1st	1	0-1	NIT
2001-02	21-9	10-4	6-1	4-3	2nd	2	1-1	NCAA
2002-03	25-8	11-3	6-1	5-2	T-1st	1	1-1	NCAA
2003-04	24-9	9-5	6-1	3-4	3rd	3	3-0 (1st)	NCAA
2004-05	29-6	13-1	7-0	6-1	1st	1	2-1	NCAA
2005-06	14-15	6-10	4-4	2-6	6th	6	1-1	-
2006-07	11-19	6-10	5-3	1-7	T-6th	7	0-1	-
2007-08	18-15	7-9	5-3	2-6	6th	6	1-1	CBI
<b>Totals</b>	<b>184-102</b>	<b>82-50</b>	<b>53-13</b>	<b>29-37</b>			<b>10-8</b>	



# UTAH UTES

## 2008-09 ROSTER

No.	Name	Pos.	Ht.	Wt.	Yr.	Exp.	Hometown (Previous School)
1	Jordan Cyphers	G/F	6-4	185	Fr.	HS	Wichita, Kan. (Wichita Southeast HS)
2	Jace Tavita	G/F	6-4	190	Fr.	HS	Brighton, Utah (Brighton HS)
3	Chris Hines	G	6-1	180	Fr.	HS	Houston, Texas (Klein Forest HS)
5	Luka Drca	G	6-5	205	Jr.	1L	Belgrade, Serbia (Dimitrije Turcovic HS)
10	Tre Smith	G	5-10	165	So.	1L	Magna, Utah (Cyprus HS)
11	Lawrence Borha	G	6-3	205	Sr.	2L	Staten Island, N.Y. (Stonebridge Prep)
14	Kim Tillie	F	6-10	215	Jr.	1L	Cagnes-sur-Mer, France (De La Fontaine HS)
15	Carlton Brown	G	6-5	205	So.	HS	Riverside, Calif. (Martin Luther King HS)
21	Shaun Green	F	6-8	220	Sr.	2L	Salt Lake City, Utah (Olympus HS)
30	Josh Sharp	F	6-7	185	Fr.	HS	Highland, Utah (Lone Peak HS)
31	Jonathan Downie	F	6-8	225	Sr.	1L	Bountiful, Utah (Bountiful HS)
32	Tyler Kepkay	G	6-0	185	Sr.	TR	Vancouver, B.C. (College of Eastern Utah)
42	Jason Washburn	C	7-0	210	Fr.	HS	Battle Creek, Mich. (Battle Creek Central)
45	Morgan Grim	F	6-8	220	So.	HS	Riverton, Utah (Riverton HS)
50	Luke Nevill	C	7-2	265	Sr.	2L	Perth, Australia (Kell HS [Ga.]

## UTE CAREER LEADERS

Scoring	Years	Points
1. Keith Van Horn	1993-97	2,542
2. Billy McGill	1959-62	2,321
3. Josh Grant	1989-93	2,000
4. Mike Newlin	1968-71	1,849
5. Luther Burden	1972-75	1,790
6. Jeff Judkins	1974-78	1,740
7. Danny Vranes	1977-81	1,701
8. Tom Chambers	1977-81	1,698
9. Mitch Smith	1985-89	1,628
†10. Andre Miler	1995-99	1,618
†10. Nick Jacobson	2000-04	1,618

Rebounding	Years	Total
1. Billy McGill	1959-62	1,106
2. Keith Van Horn	1993-97	1,074
3. Josh Grant	1989-93	1,066
4. Mitch Smith	1985-89	1,036
5. Danny Vranes	1977-81	951
6. Alex Jensen	1994-95, 97-00	896
7. Ken Gardner	1968-71	892
8. Michael Doleac	1994-98	886
9. Tom Chambers	1977-81	876
10. Andrew Bogut	2003-05	753

## ROSTER BREAKDOWN

### Starters Returning (5)

Name	Pos.	Yr.	2007-08 Stats
Luke Nevill	C	Sr.	15.2 ppg, 6.7 rpg, 1.6 bpg
Shaun Green	F	Sr.	7.6 ppg, 5.1 rpg, 2.2 apg
Lawrence Borha	G	Sr.	7.6 ppg, 2.6 rpg, 2.1 apg
Tyler Kepkay	G	So.	7.5 ppg, 3.2 rpg, 2.1 apg
Carlton Brown	G/F	So.	4.4 ppg, 3.2 rpg, 1.4 apg

### Starters Lost (0)

None

### Other Letterwinners Returning (5)

Name	Pos.	Yr.	2007-08 Stats
Kim Tillie	F	Jr.	5.3 ppg, 4.3 rpg
Luka Drca	G	Jr.	5.3 ppg, 2.7 rpg, 3.7 apg
Jonathan Downie	F	Sr.	0.0 ppg, 0.0 rpg
Morgan Grim	F	So.	0.9 ppg, 1.0 rpg
Tre Smith	G	So.	0.0 ppg, 0.1 rpg

### Other Letterwinners Lost (3)

Name	Pos.	Yr.	2007-08 Stats
Johnnie Bryant	G	Sr.	14.2 ppg, 2.2 rpg, 1.2 apg
Chris Grant	G	Sr.	1.0 ppg, 0.2 rpg
Sayre Brennan	F	Sr.	0.1 ppg, 0.3 rpg

### Newcomers (5)

Name	Pos.	Ht.	Wt.	Yr.
Jordan Cyphers	G/F	6-4	175	Fr.
Chris Hines	G	6-0	170	Fr.
Josh Sharp	F	6-7	185	Fr.
Jace Tavita	G/F	6-4	195	Fr.

## PLAYERS TO WATCH



### Luke Nevill • Sr. • F • 7-2 • 265

- All-MWC second team selection in 2007-08.
- Started 26-of-33 games played last season.
- Led the team in scoring 12 times and rebounding 19 times in 2007-08.
- Was the team's overall top scorer (15.2 ppg) and overall top rebounder (6.7 rpg).
- Recorded four double-doubles and reached double-digit scoring in 30-of-33 games in 2007-08.

Career Statistics									
Year	G-GS	FG-FGA	Pct	3P-3PA	Pct	FT-FTA	Pct	Reb-Avg	Pts-Avg
05-06	29-12	116-218	.532	0-0	.000	104-155	.671	191-6.6	336-11.6
06-07	29-28	181-284	.637	0-0	.000	126-170	.741	223-7.7	488-16.8
07-08	33-26	191-357	.535	0-0	.000	121-168	.720	222-6.7	503-15.2
<b>Totals</b>	<b>91-66</b>	<b>488-859</b>	<b>.568</b>	<b>0-0</b>	<b>.000</b>	<b>351-493</b>	<b>.712</b>	<b>636-7.0</b>	<b>1327-14.6</b>



### Lawrence Borha • Sr. • F • 6-3 • 205

- Tied for third on the team in scoring (7.6 ppg) last season.
- Led the team in scoring four times, rebounds four times and assists five times in 2007-08.
- Reached double-digit scoring eight times, including three games over 20 points last season.
- Team's top returning player in 3-point field goal percentage (.438, 32-of-73) and second among returning players in both field goal (.488, 83-of-170) and free throw (.818, 54-66) percentages.

Career Statistics									
Year	G-GS	FG-FGA	Pct	3P-3PA	Pct	FT-FTA	Pct	Reb-Avg	Pts-Avg
05-06	29-7	39-113	.345	10-39	.256	19-32	.594	51-1.8	107-3.7
06-07	29-16	53-119	.445	10-36	.278	26-39	.667	45-1.6	142-4.9
07-08	33-33	83-170	.488	32-73	.438	54-66	.818	86-2.6	252-7.6
<b>Totals</b>	<b>91-56</b>	<b>175-402</b>	<b>.435</b>	<b>52-148</b>	<b>.351</b>	<b>99-137</b>	<b>.723</b>	<b>182-2.0</b>	<b>501-5.5</b>

# UTAH UTES



## 2007-08 STATISTICS-ALL GAMES

No.	Player	G-GS	Min-Avg	/---Total---		/---3-Pts---		/---Rebounds---		OVERALL RECORD: 18-15					HOME: 11-4	AWAY: 5-10	NEUTRAL: 2-1
				FG-FGA	Pct	3P-3PA	Pct	FT-FTA	Pct	Off-Def	Tot-Avg	PF-FO	A	TO	BL	ST	Pts-Avg
50	Luke Nevill	33-26	952-28.8	191-357	.535	0-0	.000	121-168	.720	72-150	222-6.7	83-2	43	73	53	17	503-15.2
01	Johnnie Bryant	33-0	891-27.0	160-325	.492	89-201	.443	59-64	.922	8-65	73-2.2	63-1	39	40	0	26	468-14.2
11	Lawrence Borha	33-33	840-25.5	83-170	.488	32-73	.438	54-66	.818	12-74	86-2.6	82-0	70	54	5	23	252-7.6
21	Shaun Green	33-33	1024-31.0	91-203	.448	53-141	.376	15-20	.750	38-130	168-5.1	97-2	72	28	29	30	250-7.6
32	Tyler Kepkay	33-26	862-26.1	82-205	.400	39-95	.411	43-51	.843	10-94	104-3.2	59-1	68	68	0	29	246-7.5
05	Luka Drca	32-7	706-22.1	58-143	.406	16-52	.308	39-53	.736	19-68	87-2.7	94-6	121	70	3	25	171-5.3
14	Kim Tillie	27-7	438-16.2	56-110	.509	2-11	.182	28-35	.800	36-80	116-4.3	72-3	12	25	8	12	142-5.3
15	Carlton Brown	33-29	598-18.1	58-124	.468	2-10	.200	28-47	.596	25-80	105-3.2	41-2	45	38	7	13	146-4.4
13	Stephen Weigh	11-4	164-14.9	17-46	.370	8-26	.308	6-11	.545	5-10	15-1.4	5-0	6	11	1	4	48-4.4
03	Chris Grant	11-0	34-3.1	5-11	.455	1-5	.200	0-0	.000	1-1	2-0.2	2-0	4	1	0	3	11-1.0
45	Morgan Grim	26-0	134-5.2	9-15	.600	0-0	.000	6-10	.600	9-16	25-1.0	25-0	4	10	7	4	24-0.9
25	Sayre Brennan	10-0	14-1.4	0-1	.000	0-0	.000	1-2	.500	1-2	3-0.3	2-0	0	1	0	0	1-0.1
31	Jonathan Downie	6-0	7-1.2	0-1	.000	0-0	.000	0-0	.000	0-0	0-0.0	4-0	0	0	0	0	0-0.0
10	Tre Smith	9-0	11-1.2	0-1	.000	0-1	.000	0-1	.000	0-1	1-0.1	0-0	0	0	0	1	0-0.0
	Team									22-45	67-2.1	3			5		
<b>Utah</b>		<b>33</b>		<b>810-1712</b>	<b>.473</b>	<b>242-615</b>	<b>.393</b>	<b>400-528</b>	<b>.758</b>	<b>258-816</b>	<b>1074-32.5</b>	<b>632-17</b>	<b>484</b>	<b>424</b>	<b>113</b>	<b>187</b>	<b>2262-68.5</b>
<b>Opponents</b>		<b>33</b>		<b>704-1686</b>	<b>.418</b>	<b>201-566</b>	<b>.355</b>	<b>495-674</b>	<b>.734</b>	<b>266-714</b>	<b>980-29.7</b>	<b>533-6</b>	<b>383</b>	<b>391</b>	<b>59</b>	<b>195</b>	<b>2104-63.8</b>

## 2007-08 STATISTICS-MWC GAMES

No.	Player	G-GS	Min-Avg	/---Total---		/---3-Pts---		/---Rebounds---		CONFERENCE RECORD: 7-9					HOME: 5-3	AWAY: 2-6	
				FG-FGA	Pct	3P-3PA	Pct	FT-FTA	Pct	Off-Def	Tot-Avg	PF-FO	A	TO	BL	ST	Pts-Avg
01	Johnnie Bryant	16-0	469-29.3	85-174	.489	48-107	.449	34-37	.919	6-39	45-2.8	32-0	14	20	0	12	252-15.8
50	Luke Nevill	16-13	464-29.0	90-157	.573	0-0	.000	66-91	.725	32-66	98-6.1	46-1	17	32	26	9	246-15.4
21	Shaun Green	16-16	543-33.9	45-102	.441	26-70	.371	5-8	.625	25-71	96-6.0	45-1	34	9	13	12	121-7.6
11	Lawrence Borha	16-16	404-25.3	37-84	.440	11-29	.379	27-32	.844	4-40	44-2.8	42-0	30	29	2	12	112-7.0
05	Luka Drca	15-3	383-25.5	30-81	.370	7-28	.250	22-33	.667	17-39	56-3.7	51-4	74	39	0	12	89-5.9
32	Tyler Kepkay	16-13	428-26.8	31-93	.333	10-36	.278	17-21	.810	3-49	52-3.3	28-0	30	28	0	8	89-5.6
14	Kim Tillie	13-3	206-15.8	24-52	.462	0-1	.000	16-18	.889	14-37	51-3.9	36-1	5	12	5	5	64-4.9
15	Carlton Brown	16-16	273-17.1	29-61	.475	2-6	.333	13-25	.520	5-39	44-2.8	18-1	17	16	4	5	73-4.6
03	Chris Grant	5-0	17-3.4	2-5	.400	1-2	.500	0-0	.000	1-1	2-0.4	2-0	3	0	0	0	5-1.0
45	Morgan Grim	14-0	41-2.9	3-4	.750	0-0	.000	0-0	.000	3-7	10-0.7	5-0	0	2	3	1	6-0.4
25	Sayre Brennan	4-0	6-1.5	0-0	.000	0-0	.000	1-2	.500	0-1	1-0.3	1-0	0	0	0	0	1-0.3
31	Jonathan Downie	2-0	2-1.0	0-0	.000	0-0	.000	0-0	.000	0-0	0-0.0	0-0	0	0	0	0	0-0.0
13	Stephen Weigh	1-0	10-10.0	0-2	.000	0-1	.000	0-0	.000	0-2	2-2.0	1-0	0	1	0	0	0-0.0
10	Tre Smith	4-0	4-1.0	0-1	.000	0-1	.000	0-0	.000	0-0	0-0.0	0-0	0	0	0	0	0-0.0
	Team									12-23	35-2.2	1			4		
<b>Utah</b>		<b>16</b>		<b>376-816</b>	<b>.461</b>	<b>105-281</b>	<b>.374</b>	<b>201-267</b>	<b>.753</b>	<b>122-414</b>	<b>536-33.5</b>	<b>308-8</b>	<b>224</b>	<b>192</b>	<b>53</b>	<b>76</b>	<b>1058-66.1</b>
<b>Opponents</b>		<b>16</b>		<b>340-832</b>	<b>.409</b>	<b>96-273</b>	<b>.352</b>	<b>242-321</b>	<b>.754</b>	<b>124-357</b>	<b>481-30.1</b>	<b>265-1</b>	<b>183</b>	<b>162</b>	<b>33</b>	<b>91</b>	<b>1018-63.6</b>

## CAREER STATISTICS FOR 2008-09 PLAYERS (MIN. 50 PERCENT OF GAMES PLAYED)

No.	Player	G-GS	Avg Min	FG-FGA	Pct	3P-3PA	Pct	FT-FTA	Pct	Off-Def	Tot-Avg	PF-FO	A	TO	BL	ST	Pts-Avg
50	Luke Nevill	91-66	27.9	488-859	.568	0-0	.000	351-493	.712	203-433	636-7.0	237-6	113	190	113	38	1326-14.6
21	Shaun Green	92-85	29.4	272-592	.459	160-379	.422	66-93	.710	113-349	462-5.0	264-12	211	136	56	97	770-8.4
32	Tyler Kepkay	33-26	26.1	82-205	.400	39-95	.411	43-51	.843	10-94	104-3.2	59-1	68	68	0	29	246-7.5
11	Lawrence Borha	91-56	21.1	175-402	.435	52-148	.351	99-137	.723	34-148	182-2.0	191-2	143	153	9	52	501-5.5
15	Carlton Brown	33-29	18.1	58-124	.468	2-10	.200	28-47	.596	25-80	105-3.2	41	2	38	7	13	146-4.4
14	Kim Tillie	38-7	13.7	64-130	.492	3-16	.188	34-43	.791	40-93	133-3.5	88	4	14	9	15	165-4.3
05	Luka Drca	60-16	17.4	73-198	.369	24-80	.300	64-84	.762	24-95	119-2.0	132-7	158	102	5	42	234-3.9
45	Morgan Grim	26-0	5.2	9-15	.600	0-0	.000	6-10	.600	9-16	25-1.0	25-0	4	10	7	4	24-0.9

## 2007-08 RESULTS • (18-15/7-9 MWC)

Date	Opponent	Result	Att.	High Scorer/Reb.	Date	Opponent	Result	Att.	High Scorer/Reb.
<b>November</b>					<b>February</b>				
Thu. 7	Montana Tech (exh.)	W, 83-40	7,610	Weight 21/Tillie 7	Sat. 2	at Colorado State*	W, 67-52	3,505	Brown 16/Brown 7
Tue. 6	Northwest Nazarene (exh.)	W, 88-43	7,650	Nevill 19/Two 8	Wed. 6	UNLV* (The Mtn.)	W, 81-73	9,989	Two 26/Three 5
Fri. 9	South Carolina Upstate	W, 86-52	8,866	Borha 20/Tillie 9	Sat. 9	at Air Force* (CSTV)	W, 67-59	4,740	Bryant 17/Brown 11
Tues. 13	vs. High Point (1)	W, 77-64	6,955	Nevill 18/Nevill 10	Sat. 16	San Diego State* (VERSUS)	W, 72-66	14,653	Borha 22/Tillie 9
Wed. 14	at Washington (1) (ESPN2)	L, 77-83	7,006	Weight 21/Nevill 10	Wed. 20	at BYU* (The Mtn.)	L, 59-67	19,460	Bryant 15/Borha 7
Mon. 19	Santa Clara	L, 57-72	9,408	Bryant 19/Nevill 7	Sat. 23	New Mexico* (The Mtn.)	L, 71-72	9,289	Bryant 17/Green 9
Wed. 28	at Weber State	W, 72-52	5,340	Green 18/Tillie 7	Wed. 27	at TCU*	L, 61-67	3,365	Nevill 15/Green 8
<b>December</b>					<b>March</b>				
Sat. 1	UC Irvine (The Mtn.)	W, 78-66	8,137	Borha 24/Borha 8	Sat. 1	at Wyoming* (The Mtn.)	L, 64-72	5,809	Nevill 22/Green 8
Wed. 5	Utah State (The Mtn.)	W, 72-48	10,829	Nevill 20/Nevill 14	Tue. 4	Colorado State* (The Mtn.)	W, 82-61	9,075	Green 20/Green 9
Sat. 8	vs. #19/18 Oregon (2)	L, 64-75	11,447	Kepkay 23/Four 5	Sat. 8	at UNLV* (VERSUS)	L, 63-70	12,366	Nevill 22/Two 6
Sat. 15	Missouri State (The Mtn.)	W, 66-54	8,168	Nevill 18/Nevill 6	Thu. 13	vs. New Mexico (3) (The Mtn.)	W, 82-80 (OT)	10,857	Nevill 26/Nevill 8
Sat. 22	at California	W, 67-65	7,387	Bryant 14/Brown 6	Fri. 14	at UNLV (3) (CSTV)	L, 55-61	13,913	Nevill 15/Two 7
Thu. 27	Idaho State	W, 68-51	9,323	Bryant 17/Nevill 6	Wed. 19	at UTEP (4)	W, 81-69	5,313	Bryant 17/Nevill 12
Mon. 31	at Gonzaga	L, 59-61	6,000	Kepkay 16/Nevill 8	Mon. 24	at Tulsa (4) (FCS)	L, 60-69	5,764	Bryant 19/Nevill 9
<b>January</b>									
Sat. 5	Air Force* (The Mtn.)	W, 58-36	10,144	Bryant 22/Nevill 10					
Wed. 9	Dixie State	W, 83-64	9,616	Two 19/Nevill 5					
Wed. 16	at San Diego State*	L, 56-64 (OT)	6,614	Two 12/Two 8					
Sat. 19	BYU* (VERSUS)	L, 52-55	14,224	Borha 12/Two 9					
Tue. 22	at New Mexico* (The Mtn.)	L, 67-77 (OT)	14,309	Bryant 25/Nevill 9					
Sat. 26	TCU* (The Mtn.)	W, 74-58	9,054	Bryant 24/Nevill 6					
Wed. 30	Wyoming* (The Mtn.)	L, 64-69	8,912	Nevill 25/Nevill 9					

Home games in bold. \*Mountain West Conference game.

- (1) NIT Season Tip-Off (Seattle, Wash.)
- (2) Pape Jame (Portland, Ore.)
- (3) Phillips 66 MWC Tournament (Las Vegas, Nev.)
- (4) College Basketball Invitational



# WYOMING COWBOYS

## QUICK FACTS

Location: ..... Laramie, Wyo.  
 President: ..... Tom Buchanan  
 Faculty Representative: ..... Alyson Hagy  
 Athletics Director: ..... Tom Burman  
 Associate Athletics Director/SWA: ..... Molly Moore  
 Enrollment: ..... 13,207  
 Founded: ..... 1886  
 Nickname: ..... Cowboys  
 Colors: ..... Brown and Gold  
 Elevation: ..... 7,220 feet  
 TV Market: ..... Cheyenne/Scottsbluff (No. 196)

## TEAM FACTS

Head Coach: ..... Heath Schroyer (2nd year)  
 2007-08 Record (Home-Away-Neutral): ..... 12-18 (8-6, 3-10, 1-2)  
 2007-08 Conference Record/Finish: ..... 5-11/8th  
 2007-08 Postseason: ..... None  
 All-Time Record: ..... 1,349-1,007 (.573)  
 NCAA Appearances/Record: ..... 14/9-19  
 Last NCAA Appearance: ..... 2002  
 NIT Appearances/Record: ..... 8/7-8  
 Last NIT Appearance: ..... 2003  
 Final AP/USA Today Ranking: ..... NR/NR  
 Letterwinners Returning/Lost: ..... 4/7  
 Starters Returning/Lost: ..... 3/2

## MEDIA RELATIONS

Men's Basketball SID: ..... John Paradis  
 E-mail: ..... JP12@uwyo.edu  
 Office Phone: ..... (307) 766-2290  
 Cell Phone: ..... (307) 760-2582  
 Fax Number: ..... (307) 766-2346  
 Athletics Website: ..... www.wyomingathletics.com

## ARENA FACTS

Arena (Capacity): ..... Arena-Auditorium (15,000)  
 Press Row Phone: ..... (307) 766-2222  
 Largest Crowd: ..... 16,089 (vs. Utah, Mar. 2, 2002)  
 Year Opened: ..... 1982  
 All-Time Arena Record: ..... 282-93 (.752)

## 2007-08 ATTENDANCE FIGURES

Attendance	Games	Total	Avg.	Largest Crowd
Home	14	73,673	5,262	6,024 vs. Colorado State
Away & Neutral	16	114,510	7,157	14,724 at BYU
<b>Totals</b>	<b>30</b>	<b>188,183</b>	<b>6,273</b>	

## 2008-09 SCHEDULE

Month	Date	Day	Opponent	TV	Time
November	8	Sat.	Colorado School of Mines (exh.)		7 p.m.
	14	Fri.	Cal State Bakersfield		7 p.m.
	19	Wed.	Prairie View A&M		7 p.m.
	22	Sat.	Johnson & Wales		6 p.m.
	26	Wed.	Texas State		7 p.m.
	29	Sat.	Denver	The Mtn.	4 p.m.
December	3	Wed.	at Boise State		7:05 p.m.
	6	Sat.	at Loyola Marymount		7 p.m.
	13	Sat.	vs. Northern Iowa (1)		3:30 p.m.
	16	Tue.	Western State		7 p.m.
	20	Sat.	Sacramento State		6 p.m.
	23	Tue.	at UCLA		7:30 p.m.
	29	Mon.	vs. Houston Baptist (2)		5:30 p.m.
	30	Tue.	vs. Howard (2)		5:30 p.m.
	31	Wed.	vs. Utah State (2)		8 p.m.
January	3	Sat.	at Utah*		2 p.m.
	14	Wed.	San Diego State*	The Mtn.	6 p.m.
	17	Sat.	at UNLV*	The Mtn.	7 p.m.
	21	Wed.	at TCU*	The Mtn.	7 p.m.
	24	Sat.	Colorado State*	The Mtn.	4 p.m.
	27	Tue.	Air Force*	The Mtn.	6 p.m.
31	Sat.	at BYU*	The Mtn.	4 p.m.	
February	3	Tue.	at New Mexico*	CBS C	8 p.m.
	7	Sat.	Utah*	The Mtn.	2 p.m.
	14	Sat.	at San Diego State*	The Mtn.	7 p.m.
	18	Wed.	UNLV*	The Mtn.	8 p.m.
	21	Sat.	TCU*	The Mtn.	1:30 p.m.
	25	Wed.	at Colorado State*	The Mtn.	6 p.m.
	28	Sat.	at Air Force*	The Mtn.	4 p.m.
	March	4	Wed.	BYU*	The Mtn.
7		Sat.	New Mexico*	The Mtn.	1:30 p.m.
11-14		Wed-Sat.	Conoco MWC Championship (Las Vegas, Nev.)		

Home games in **bold**. \*Mountain West Conference game.  
 All game times are local to site and subject to change.

- (1) Blue Cross and Blue Shield of Wyoming Shootout (Casper, Wyo.)
- (2) Utah State Duel in the Desert (Logan, Utah)



Arena-Auditorium



Tom Buchanan  
President



Alyson Hagy  
Faculty Representative



Tom Burman  
Athletics Director



Molly Moore  
Associate A.D./SWA



John Paradis  
Men's Basketball SID

# WYOMING COWBOYS



## HEAD COACH HEATH SCHROYER



**Alma Mater:** ..... Armstrong Atlantic State, 1995  
**Hometown:** ..... Walkersville, Md.  
**Born:** ..... March 1972  
**Playing Career:** ..... Armstrong Atlantic State, 1993-95  
**Overall Record:** ..... 47-65 (4 years)  
**School Record:** ..... 12-18 (1 year)  
**MWC Record:** ..... 5-11 (1 year)  
**MWC Tournament Record/Appearances:** ..... 0-1/1  
**Overall Conf. Tournament Record/Appearances:** ..... 0-2/2  
**NCAA Tournament Record/Appearances:** ..... N/A  
**NIT Record/Appearances:** ..... N/A

### YEAR-BY-YEAR COACHING RECORD

Year	School	Overall	Conf. (PL)	Postseason
2002-03	Portland State	5-22	3-11 (8th, Big Sky)	-
2003-04	Portland State	11-16	5-9 (8th, Big Sky)	-
2004-05	Portland State	19-9	11-3 (1st, Big Sky)	-
<b>Totals</b>	<b>3 years</b>	<b>35-47 (.427)</b>	<b>19-23 (.452)</b>	
2007-08	Wyoming	12-18	5-11 (8th, MWC)	-
<b>Totals</b>	<b>1 year</b>	<b>12-18 (.400)</b>	<b>5-11 (.313)</b>	
<b>Career</b>	<b>4 years</b>	<b>47-65 (.420)</b>	<b>24-34 (.414)</b>	

### WYOMING COACHING RECORDS (ALL-TIME)

Years	Record	Win Pct.	Coach
1905-06	4-2	.667	W. Yates
1906-08	5-7	.417	Lt. Coburn
1908-09	3-3	.500	Elmer G. Hoefler
1909-12	9-13	.409	Harold I. Dean
1912-13	2-5	.286	Leon C. Excelby
1913-15	3-7	.300	Ralph Thacker
1915-24	37-41	.474	John Corbett
1924-28	43-24	.642	Stewart Clark
1928-30	28-10	.737	George McLaren
1930-39	134-51	.724	Willard Witte
1939-59	328-201	.620	Everett Shelton
1959-73	179-187	.489	William Strannigan
1973-76	24-55	.304	George Radovich
1976-78	29-25	.537	Don DeVoe
1978-87	176-97	.645	Jim Brandenburg
1987-93	104-77	.575	Benny Dees
1993-97	53-60	.469	Joby Wright
1997-98	19-9	.678	Larry Shyatt
1998-07	157-115	.577	Steve McClain
2007-08	12-18	.400	Heath Schroyer

**Totals: 1,349-1,007 (.573) 103 seasons-2,356 games**

### WYOMING HISTORY

#### REGULAR SEASON

**CONFERENCE CHAMPIONSHIPS:** .....18

1940-41	1941-42	1942-43	1945-46
1946-47	1948-49	1950-51	1951-52
1952-53	1953-54	1957-58	1966-67
1968-69	1980-81	1981-82	1985-86
2000-01	2001-02		

#### CONFERENCE TOURNAMENT

**CHAMPIONSHIPS:** .....2  
 1987 1988

#### CONFERENCE TOURNAMENT

**TITLE GAME APPEARANCES:** .....4

Year	Opp.	Site	Result
1986	UTEP	Laramie, Wyo.	L, 64-65
1987	New Mexico	Albuquerque, N.M.	W, 64-62
1988	UTEP	Provo, Utah	W, 79-75
2006	SDSU	Denver, Colo.	L, 64-69 (ot)

#### NCAA TOURNAMENT APPEARANCES:

1941	1943	1947	1948
1949	1952	1953	1958
1967	1981	1982	1987
1988	2002		

*National Champions in bold.*

#### NIT APPEARANCES:

1968	1969	1986	1991
1998	1999	2001	2003

### PREVIOUS COACHING EXPERIENCE

**Fresno State** ..... Associate Head Coach (2005-07)  
**Portland State** ..... Head Coach (2002-05)  
**Wyoming** ..... Assistant Coach (2001-02)  
**BYU** ..... Assistant Coach (1997-01)  
**Fresno City College** ..... Assistant Coach (1996-97)

**Men's Basketball Office Phone:** ..... (307) 766-5114

### SCHROYER VS. MOUNTAIN WEST

vs. Air Force	.....0-2
vs. BYU	.....0-2
vs. Colorado State	.....2-1
vs. New Mexico	.....0-3
vs. San Diego State	.....0-2
vs. TCU	.....1-1
vs. UNLV	.....0-3
vs. Utah	.....2-0
<b>Total</b>	<b>.....5-14</b>

### ASSISTANT COACHES

**Fred Langley**  
 2nd year (Fresno State '87)  
**Anthony Stewart**  
 2nd year (Mount Union '93)  
**Shaun Vandiver**  
 4th year (Colorado '02)



Fred Langley



Anthony Stewart



Shaun Vandiver

### WYO YEAR-BY-YEAR IN THE MWC

Year	Overall	MWC	H	A	MWC Finish	MWC Championship Seed	MWC Championship Finish	Postseason
1999-00	19-12	8-6	6-1	2-5	T-4th	5	1-1	-
2000-01	20-10	10-4	6-1	4-3	T-1st	3	1-1	NIT
2001-02	22-9	11-3	6-1	5-2	1st	1	1-1	NCAA
2002-03	21-11	8-6	4-3	4-3	T-3rd	3	0-1	NIT
2003-04	11-17	4-10	4-3	0-7	T-7th	7	0-1	-
2004-05	15-13	7-7	5-2	2-5	T-4th	5	0-1	-
2005-06	14-18	5-11	3-5	2-6	7th	7	2-1	-
2006-07	17-15	7-9	6-2	1-7	5th	5	1-1	-
2007-08	12-18	5-11	3-5	2-6	8th	8	0-1	-
<b>Totals</b>	<b>151-123</b>	<b>65-67</b>	<b>43-23</b>	<b>22-44</b>			<b>6-9</b>	



# WYOMING COWBOYS

## 2008-09 ROSTER

No.	Name	Pos.	Ht.	Wt.	Yr.	Exp.	Hometown (Previous School)
0	Sean Ogirri	G	6-2	200	R-Sr.	RS	Denver, Colo. (Wichita State)
1	JayDee Luster*	G	5-9	165	So.	TR	San Diego, Calif. (New Mexico State)
2	Arthur Bouëdo	G	6-2	164	Fr.	HS	Aix en Provence, France (Stoneridge Prep)
5	Ryan Dermody	F	6-8	205	Jr.	2L	Loveland, Colo. (Univ. of Colorado)
11	Afam Mwojeke	G/F	6-7	201	R-Fr.	RS	Jamaica, N.Y. (Genesis One)
12	Galand Thaxton	G	6-1	175	Fr.	HS	Laramie, Wyo. (Laramie)
13	Mikhail Linskens	C	7-0	270	So.	1L	Bredene, Belgium (K.A. Redingenhof Leuven)
15	Adam Waddell	C	6-9	228	R-Fr.	RS	Cody, Wyo. (Cody)
21	Tyson Johnson	F	6-6	248	Sr.	1L	Long Island, N.Y. (Blinn CC)
23	Brandon Ewing	G	6-2	190	Sr.	3L	Chicago, Ill. (Julian)
25	Djibril Thiam#	F	6-9	205	So.	TR	Dakar, Senegal (Baylor University)
32	Mahamoud Diakite	F	6-7	223	Jr.	JC	Paris, France (Antelope Valley CC)
33	Boubacar Sylla*	C	7-2	275	So.	TR	Paris, France (Auburn University)
51	A.J. Davis	G	6-5	195	Fr.	HS	Columbus, Ohio (Harmony Community School)

#Will sit out Fall 2008 due to NCAA transfer rules, eligible in Spring 2009.

\*Must sit out 2008-09 season per NCAA transfer rules.

## COWBOY CAREER LEADERS

Scoring	Years	Total
1. Fennis Dembo	1985-88	2,311
2. Flynn Robinson	1963-65	2,049
3. Eric Leckner	1985-88	1,938
4. Reginald Slater	1989-92	1,809
5. Charles Bradley	1978-81	1,744
6. Jeron Roberts	1995-98	1,599
7. Carl Ashley	1968-70	1,598
8. Harry Hall	1967-69	1,595
9. Bill Garnett	1979-82	1,594
10. <b>Brandon Ewing</b>	<b>2005-Present</b>	<b>1,556</b>

Rebounding	Years	Total
1. Reginald Slater	1989-92	1,197
2. Josh Davis	1998-02	956
3. Fennis Dembo	1985-88	954
4. HL Coleman	1994-97	939
5. Leon Clark	1964-66	889
6. Bill Garnett	1979-82	840
7. Kenneth Ollie	1978-81	833
8. Carl Ashley	1968-70	818
9. Eric Leckner	1985-88	774
10. Uche Nsonwu-Amadi	2001-03	763

## ROSTER BREAKDOWN

### Starters Returning (3)

Name	Pos.	Yr.	2007-08 Stats
Ryan Dermody	F	Jr.	9.3 ppg, 5.3 rpg, 1.1 bpg
Brandon Ewing	G	Sr.	17.2 ppg, 3.6 rpg, 4.0 apg
Mikhail Linskens	C	So.	4.2 ppg, 3.1 rpg

### Starters Lost (2)

Name	Pos.	Yr.	2007-08 Stats
Brad Jones	G	Sr.	12.1 ppg, 5.3 rpg, 3.6 apg
Joseph Taylor	F	Sr.	7.3 ppg, 6.8 rpg, 1.3 bpg

### Other Letterwinners Returning (1)

Name	Pos.	Yr.	2007-08 Stats
Tyson Johnson	F	Sr.	7.0 ppg, 3.8 rpg

### Other Letterwinners Lost (5)

Name	Pos.	Yr.	2007-08 Stats
Travis Bunker	F	Jr.	1.4 ppg, 0.9 rpg
Byron Geis	G	Sr.	0.3 ppg, 1.1 rpg
Travis Nelson	C	So.	7.3 ppg, 2.6 rpg, 1.0 bpg
Eric Platt	F	So.	3.5 ppg, 1.1 rpg, 1.2 apg
Bienvenu Songondo	C	Jr.	1.5 apg, 1.0 rpg

### Newcomers (10)

Name	Pos.	Ht.	Wt.	Yr.
Arthur Bouedo	G	6-2	164	Fr.
A.J. Davis	G	6-5	195	Fr.
Mahamoud Diakite	F	6-7	220	Jr.
JayDee Luster~	G	5-9	165	So.
Afam Mwojeke	G/F	6-7	198	RS-Fr.
Sean Ogirri^	G	6-2	200	Sr.
Boubacar Sylla~	C	7-2	275	So.
Galand Thaxton	G	6-1	175	Fr.
Djibril Thiam#	F	6-9	205	So.
Adam Waddle+	C	6-9	215	RS-Fr.


^Sat out 2007-08 season due to NCAA transfer rules

+Played in six games of 2007-08 season before becoming injured

#Will sit out Fall 2008 due to NCAA transfer rules, eligible in Spring 2009.

~Will sit out 2008-09 season due to NCAA transfer rules.

## PLAYERS TO WATCH



### Brandon Ewing • Sr. • G • 6-2 • 190

- Led the MWC in scoring (17.2 ppg) for the second consecutive season in 2007-08.
- Ranked second in the MWC in assists (4.03 apg).
- For second straight year, was an all-MWC Second Team, NABC Second Team all-District 13 and USBWA all-District VII selection.
- Ranks 10th on Wyoming's all-time scoring list with 1,556 career points.
- Led the MWC in minutes played (38.00 mpg) during the 2007-08 season.

Career Statistics									
Year	G-GS	FG-FGA	Pct	3P-3PA	Pct	FT-FTA	Pct	Reb-Avg	Pts-Avg
05-06	32-32	126-292	.432	34-113	.301	137-173	.792	111-3.5	423-13.2
06-07	31-31	186-423	.440	50-167	.299	194-241	.805	100-3.2	616-19.9
07-08	30-30	162-376	.431	60-168	.357	133-161	.826	107-3.6	517-17.2
<b>Totals</b>	<b>93-93</b>	<b>474-1091</b>	<b>.434</b>	<b>144-448</b>	<b>.321</b>	<b>464-575</b>	<b>.807</b>	<b>318-3.4</b>	<b>1556-16.7</b>



### Ryan Dermody • Jr. • F • 6-8 • 205

- Was the team's third leading scorer (9.3 ppg) and rebounder (5.3 rpg) in 2007-08.
- Ranked fourth in the MWC last season in blocks (1.13 bpg) and minutes played (33.57 mpg).
- Scored in double figures 13 times during the 2007-08 season, including a career-high 24 points against New Mexico.
- Registered a then career-high 18 points and nine rebounds in a home win against Colorado, his former team.

Career Statistics									
Year	G-GS	FG-FGA	Pct	3P-3PA	Pct	FT-FTA	Pct	Reb-Avg	Pts-Avg
06-07	16-1	17-38	.447	4-21	.190	8-15	.533	30-1.9	46-2.9
07-08	30-29	88-234	.376	45-134	.336	59-88	.670	158-5.3	280-9.3
<b>Totals</b>	<b>46-30</b>	<b>105-272</b>	<b>.386</b>	<b>49-155</b>	<b>.316</b>	<b>67-103</b>	<b>.650</b>	<b>188-4.1</b>	<b>326-7.1</b>

# WYOMING COWBOYS



## 2007-08 STATISTICS-ALL GAMES

OVERALL RECORD: 12-18

HOME: 8-6

AWAY: 3-10

NEUTRAL: 1-2

No.	Player	G-GS	Min-Avg	/---Total---			/---3-Pts---			/---Rebounds---			PF-FO	A	TO	BL	ST	Pts-Avg
				FG-FGA	Pct	3P-3PA	Pct	FT-FTA	Pct	Off-Def	Tot-Avg							
23	Brandon Ewing	30-30	1140-38.0	162-376	.431	60-168	.357	133-161	.826	18-89	107-3.6	64-0	121	103	3	38	517-17.2	
01	Brad Jones	29-28	1042-35.9	90-233	.386	18-53	.340	153-209	.732	50-104	154-5.3	71-0	105	97	0	26	351-12.1	
05	Ryan Dermody	30-29	1007-33.6	88-234	.376	45-134	.336	59-88	.670	34-124	158-5.3	81-4	42	66	34	23	280-9.3	
32	Travis Nelson	30-15	479-16.0	87-142	.613	0-0	.000	45-57	.789	23-56	79-2.6	74-2	9	37	29	5	219-7.3	
20	Joseph Taylor	30-16	664-22.1	86-147	.585	9-32	.281	38-64	.594	52-152	204-6.8	84-4	39	76	38	31	219-7.3	
21	Tyson Johnson	28-11	498-17.8	75-158	.475	3-12	.250	44-62	.710	34-73	107-3.8	42-1	21	45	7	5	197-7.0	
13	Mikhail Linskens	25-15	410-16.4	45-106	.425	7-29	.241	8-21	.381	23-54	77-3.1	56-0	12	31	23	7	105-4.2	
15	Adam Waddell	6-0	70-11.7	7-14	.500	0-0	.000	10-14	.714	3-7	10-1.7	15-1	0	5	3	0	24-4.0	
31	Eric Platt	29-2	395-13.6	32-94	.340	26-82	.317	12-21	.571	3-29	32-1.1	30-0	35	17	5	13	102-3.5	
45	Bienvenu Songondo	11-0	57-5.2	6-9	.667	0-0	.000	4-5	.800	4-7	11-1.0	12-0	2	2	1	1	16-1.5	
55	Travis Bunker	27-3	226-8.4	11-43	.256	7-36	.194	8-8	1.000	2-21	23-0.9	16-0	13	16	0	7	37-1.4	
12	Byron Geis	12-1	52-4.3	2-9	.222	0-3	.000	0-1	.000	2-11	13-1.1	8-0	5	6	1	5	4-0.3	
24	Marios Matalon	3-0	35-11.7	0-3	.000	0-2	.000	0-0	.000	0-1	1-0.3	4-0	5	11	0	3	0-0.0	
	Team									43-57	100-3.3	1		5				
<b>Wyoming</b>		<b>30</b>		<b>691-1568</b>	<b>.441</b>	<b>175-551</b>	<b>.318</b>	<b>514-711</b>	<b>.723</b>	<b>291-785</b>	<b>1076-35.9</b>	<b>558-12</b>	<b>409</b>	<b>517</b>	<b>144</b>	<b>164</b>	<b>2071-69.0</b>	
<b>Opponents</b>		<b>30</b>		<b>752-1796</b>	<b>.419</b>	<b>218-654</b>	<b>.333</b>	<b>449-624</b>	<b>.720</b>	<b>356-701</b>	<b>1057-35.2</b>	<b>614-18</b>	<b>414</b>	<b>383</b>	<b>112</b>	<b>235</b>	<b>2171-72.4</b>	

## 2007-08 STATISTICS-MWC GAMES

CONFERENCE RECORD: 5-11

HOME: 3-5

AWAY: 2-6

No.	Player	G-GS	Min-Avg	/---Total---			/---3-Pts---			/---Rebounds---			PF-FO	A	TO	BL	ST	Pts-Avg
				FG-FGA	Pct	3P-3PA	Pct	FT-FTA	Pct	Off-Def	Tot-Avg							
23	Brandon Ewing	16-16	621-38.8	82-203	.404	36-102	.353	59-73	.808	8-57	65-4.1	33-0	56	51	1	22	259-16.2	
01	Brad Jones	16-15	578-36.1	47-118	.398	7-29	.241	81-108	.750	12-56	68-4.3	42-0	59	49	0	17	182-11.4	
21	Tyson Johnson	16-7	395-24.7	59-129	.457	2-10	.200	36-47	.766	29-59	88-5.5	27-0	17	29	5	3	156-9.8	
05	Ryan Dermody	16-15	551-34.4	42-122	.344	23-72	.319	33-46	.717	16-58	74-4.6	43-3	23	30	13	12	140-8.8	
20	Joseph Taylor	16-9	354-22.1	44-80	.550	5-18	.278	27-42	.643	32-77	109-6.8	42-1	17	36	22	16	120-7.5	
32	Travis Nelson	16-3	237-14.8	43-73	.589	0-0	.000	20-26	.769	12-25	37-2.3	41-1	5	19	10	2	106-6.6	
13	Mikhail Linskens	16-13	305-19.1	28-72	.389	5-25	.200	4-9	.444	11-44	55-3.4	42-0	9	24	16	6	65-4.1	
45	Bienvenu Songondo	1-0	11-11.0	1-3	.333	0-0	.000	1-2	.500	1-3	4-4.0	3-0	0	0	0	0	3-3.0	
31	Eric Platt	15-1	130-8.7	10-32	.313	7-28	.250	2-2	1.000	2-12	14-0.9	10-0	12	6	2	2	29-1.9	
55	Travis Bunker	13-0	69-5.3	2-9	.222	1-8	.125	0-0	.000	0-9	9-0.7	3-0	2	4	0	3	5-0.4	
12	Byron Geis	7-1	24-3.4	0-3	.000	0-2	.000	0-1	.000	0-4	4-0.6	5-0	2	2	0	0	0-0.0	
	Team									28-28	56-3.5	0		3				
<b>Wyoming</b>		<b>16</b>		<b>358-844</b>	<b>.424</b>	<b>86-294</b>	<b>.293</b>	<b>263-356</b>	<b>.739</b>	<b>151-432</b>	<b>583-36.4</b>	<b>291-5</b>	<b>202</b>	<b>253</b>	<b>69</b>	<b>83</b>	<b>1065-66.6</b>	
<b>Opponents</b>		<b>16</b>		<b>417-956</b>	<b>.436</b>	<b>118-334</b>	<b>.353</b>	<b>224-326</b>	<b>.687</b>	<b>168-391</b>	<b>559-34.9</b>	<b>304-6</b>	<b>228</b>	<b>171</b>	<b>61</b>	<b>122</b>	<b>1176-73.5</b>	

## CAREER STATISTICS FOR 2008-09 PLAYERS (MIN. 50 PERCENT OF GAMES PLAYED)

No.	Player	G-GS	Avg Min	FG-FGA	Pct	3P-3PA	Pct	FT-FTA	Pct	Off-Def	Tot-Avg	PF-FO	A	TO	BL	ST	Pts-Avg
23	Brandon Ewing	93-92	36.7	474-1091	.434	144-448	.321	464-575	.807	63-255	318-3.4	226-1	305	257	6	129	1556-16.7
05	Ryan Dermody	46-30	27.2	105-272	.386	49-155	.316	67-103	.650	50-138	188-4.1	126-6	44	75	43	24	326-7.1
21	Tyson Johnson	28-11	17.8	75-158	.475	3-12	.250	44-62	.710	34-73	107-3.8	42-1	21	45	7	5	197-7.0
13	Mikhail Linskens	25-15	16.4	45-106	.425	7-29	.241	8-21	.381	23-54	77-3.1	56-0	12	31	23	7	105-4.2

## 2007-08 RESULTS • (12-18/5-11 MWC)

Date	Opponent	Result	Time/Att.	High Scorer/Reb.	Date	Opponent	Result	Time/Att.	High Scorer/Reb.
<b>November</b>					<b>February</b>				
Sat. 3	Regis (exh.)	W, 88-62	5,071	Two 15/Taylor 8	Sat. 2	BYU* (The Mtn.)	L, 63-73	5,956	Jones 13/Taylor 12
Tue. 6	CSU-Pueblo (exh.)	W, 73-66	4,852	Jones 22/Jones 9	Wed. 6	Cal State-Bakersfield	W, 78-53	4,788	Linskens 23/Taylor 12
Sat. 10	CU-Cororado Springs	W, 87-63	5,363	Ewing 20/Dermody 11	Sat. 9	at New Mexico* (The Mtn.)	L, 55-100	14,560	Jones 13/Linskens 8
Tue. 13	at Denver	L, 65-76	5,667	Ewing 20/Jones 8	Wed. 13	TCU* (The Mtn.)	W, 72-54	4,721	Ewing 20/Johnson 8
Mon. 19	at Lamar	W, 75-71	2,917	Ewing 18/Taylor 9	Sat. 16	at Air Force* (The Mtn.)	L, 66-72	4,638	Ewing 18/Taylor 11
Sat. 24	at Wichita State	L, 63-75	10,478	Jones 22/Taylor 7	Tue. 19	San Diego State* (The Mtn.)	L, 68-79	4,879	Johnson 18/Two 6
Mon. 26	Arkansas-Pine Bluff	W, 78-59	4,706	Ewing 21/Two 10	Sat. 23	UNLV* (The Mtn.)	L, 65-73	5,547	Ewing 20/Johnson 8
<b>December</b>					Wed. 27	at Colorado State* (The Mtn.)	W, 77-67	4,679	Taylor 21/Ewing 10
Sat. 1	at Akron	L, 71-96	2,504	Ewing 24/Taylor 7	<b>March</b>				
Sat. 8	Colorado (The Mtn.)	W, 73-64	5,572	Jones 19/Taylor 12	Sat. 1	Utah* (The Mtn.)	W, 72-64	5,809	Jones 20/Two 6
Sat. 15	vs. Montana State (1)	L, 72-79	4,995	Dermody 17/Jones 9	Wed. 5	at BYU* (The Mtn.)	L, 61-78	14,724	Two 20/Johnson 9
Fri. 21	vs. Buffalo (2)	W, 66-63	7,110	Ewing 19/Jones 11	Wed. 12	vs. Colorado State (3) (The Mtn.)	L, 63-68	4,190	Ewing 29/Dermody 9
Sat. 22	at UTEP (2)	L, 73-79	8,520	Jones 16/Two 8					
Sat. 29	UW-Milwaukee (The Mtn.)	L, 66-80	5,155	Ewing 24/Jones 10					
Mon. 31	Chadron State	W, 76-69	4,873	Ewing 17/Geis 7					
<b>January</b>									
Sat. 5	New Mexico* (CSTV)	L, 92-99 (2OT)	5,063	Dermody 24/Taylor 14					
Sat. 12	at TCU* (CSTV)	L, 56-83	3,686	Ewing 17/Two 7					
Wed. 16	Air Force* (The Mtn.)	L, 62-64 (OT)	5,217	Ewing 21/Dermody 9					
Sat. 19	at San Diego State* (CSTV)	L, 43-70	6,848	Taylor 9/Dermody 5					
Wed. 23	at UNLV* (The Mtn.)	L, 71-78	10,082	Ewing 26/Ewing 9					
Sat. 26	Colorado State* (CSTV)	W, 73-58	6,024	Ewing 19/Taylor 10					
Wed. 30	at Utah* (The Mtn.)	W, 69-64	8,912	Ewing 21/Jones 13					

Home games in bold \*Mountain West Conference game

- (1) Casper, Wyo.
- (2) State Farm Sun Bowl Tournament (El Paso, Texas)
- (3) Phillips 66 MWC Tournament (Las Vegas, Nev.)
- (2) Casper, Wyoming
- (3) Outrigger Hotels Rainbow Classic (Honolulu, Hawaii)
- (4) MWC Championship (Las Vegas, Nev.)

Conoco Tournament  
ad

Page 64