



Softball

26th Annual NAIA Softball National Championship

May 19-May 24, 2006

Wilson Morgan Softball Complex

Decatur, Alabama



2005 NAIA SOFTBALL FINAL RATING

RK.....	School (Region).....	1 st Votes	Pts
1	Thomas (Ga.) (XIII)	10	322
2	Houston Baptist (Texas) (VI)	2	310
3	Mobile (Ala.) (XIII)		296
4	California Baptist (II)	1	292
5	Simon Fraser (B.C.) (I)		272
6	Point Loma Nazarene (Calif.) (II)		257
7	Oklahoma City (VI)		251
8	North Georgia (XIII)		222
9	Science & Arts (Okla.) (VI)		220
10	Columbia (Mo.) (V)		205
11	Martin Methodist (Tenn.) (XI)		173
12	Spring Hill (Ala.) (XIII)		159
13	William Woods (Mo.) (V)		156
14	Concordia (Calif.) (II)		154
15	Bacone (Okla.) (VI)		151
16	Union (Tenn.) (XI)		130
17	Ohio Dominican (IX)		101
18	Lee (Tenn.) (XIII)		94
19	Waldorf (Iowa) (VII)		92
20	Trevecca Nazarene (Tenn.) (XI)		85
21	Biola (Calif.) (II)		69
22	Evangel (Mo.) (V)		63
23	St. Xavier (Ill.) (VII)		33
24	Southern Oregon (I)		22
25	Mary (N.D.) (III)		19



2006 NAIA SOFTBALL PRESEASON RATING

RK.....	School (Region).....	1 st Votes	Pts
1	California Baptist (II)	7	319
2	Simon Fraser (B.C.) (I)	2	298
3	Oklahoma City (VI)	3	297
4	Mobile (Ala.) (XIII)		288
5	Thomas (Ga.) (XIII)	1	264
6	Houston Baptist (Texas) (VI)		258
7	Point Loma Nazarene (Calif.) (II)		252
8	Science & Arts (Okla.) (VI)		232
9	William Woods (Mo.) (V)		214
10	Lee (Tenn.) (XIII)		207
11	Martin Methodist (Tenn.) (XI)		198
12	Savannah Art and Design (Ga.) (XIV)		173
13	Concordia (Calif.) (II)		157
14	Spring Hill (Ala.) (XIII)		148
15	Union (Tenn.) (XI)		142
16	William Penn (Iowa) (VII)		130
17	St. Gregory's (Okla.) (VI)		125
18	Azusa Pacific (Calif.) (II)		90
19	Ohio Dominican (IX)		86
20	St. Xavier (Ill.) (VII)		83
21	Evangel (Mo.) (V)		80
22	Campbellsville (Ky.) (XI)		28
23	Southern Oregon (I)		26
24	Waldorf (Iowa) (VII)		25
25	Biola (Calif.) (II)		23



2005 NAIA SOFTBALL ALL-AMERICANS

FIRST TEAM

Name	Institution	Yr	Pos	Hometown
Ashley Lanz+	Simon Fraser University (B.C.)	JR	P	Winnipeg, Manitoba
Rachel Werner	Houston Baptist University (Texas)	SR	P	Bryan, Texas
Monica Mueller*	Columbia College (Mo.)	SR	P	Hannibal, Mo.
Yuruby Alicart*#	Thomas University (Ga.)	SO	IF	Maracay, Venezuela
Mayret Perez	University of Mobile (Ala.)	JR	IF	Valle de la Pascua, Venezuela
Lindsey Bredar	Bellevue University (Neb.)	SR	IF	Ralston, Neb.
Danielle Pope	Union University (Tenn.)	JR	IF	Phoenix, Ariz.
Tabitha Furlong	Ohio Dominican University	SR	IF	West Mansfield, Ohio
Maribel Riera	Thomas University (Ga.)	JR	OF	Chichiriviche, Venezuela
Vanessa Shelton	Eastern Oregon University	SR	OF	Spokane, Wash.
Rachel Schill	Simon Fraser University (B.C.)	JR	OF	Kitchener, Ontario
Holly Haycraft	Union University (Tenn.)	JR	OF	Dyersburg, Tenn.
Cat Calvert	Oklahoma City University	SO	P	Grand Prairie, Texas
Ashley Windmiller	William Woods University (Mo.)	SO	C	Salisbury, Mo.
Jill Vaughn	Oklahoma City University	JR	IF	Oklahoma City, Okla.
Kacie Martin	Waldorf College (Iowa)	SR	DP	Cedar Rapids, Iowa
Candice Thomas	California Baptist University	SO	At-Large	Barstow, Calif.
Dana Askins*	University of Science & Arts (Okla.)	JR	At-Large	Moore, Okla.
Amanda Xavier	California Baptist University	SR	At-Large	Modesto, Calif.
Cathy Andrijaszyn*	Thomas University (Ga.)	SR	At-Large	Richmond, British Columbia

Player of the Year
 + Pitcher of the Year
 * Repeat First-Team Selection

SECOND TEAM

Name	Institution	Yr	Pos	Hometown
Megan Melancon	Bacone College (Okla.)	SO	P	LaPorte, Texas
Linden Jones	University of Mobile (Ala.)	SO	P	Opelika, Ala.
Beth Willis	North Georgia College & State University	SR	P	Williamson, Ga.
Kristen Hernandez	California Baptist University	SR	IF	Riverside, Calif.
Kelly Golden	Lee University (Tenn.)	JR	IF	Orlando, Fla.
Britney Froedge	Indiana Wesleyan University	JR	IF	Crawfordsville, Ind.
Brandy Hill	Bacone College (Okla.)	SR	IF	Gilmer, Texas
Karen Hargrove	Martin Methodist College (Tenn.)	JR	IF	Franklin, Tenn.
Stacey Duncan	Biola University (Calif.)	SR	OF	Salinas, Calif.
Evelyne Pare	University of Mobile (Ala.)	FR	OF	Ile Perrot, Quebec
Lindsey Williams	Columbia College (Mo.)	FR	OF	Kirksville, Mo.
Brittney Barber	Faulkner University (Ala.)	SR	OF	Montgomery, Ala.
Meredith Tanner	University of Mobile (Ala.)	SR	C	Hoover, Ala.
Morgan Anderson	Houston Baptist University (Texas)	SR	C	Lake Jackson, Texas
Tami Trujillo	California Baptist University	JR	UT	Newcastle, Calif.
Lindsey Lawson	Oklahoma Christian University	SO	DP	Weatherton, Texas
Katie McColeman	Point Loma Nazarene University (Calif.)	JR	At-Large	Grand Terrace, Calif.
Kirby Baxter	University of Mobile (Ala.)	JR	At-Large	Silas, Ala.
Jaci Warner	University of St. Francis (Ill.)	SO	At-Large	Crest Hill, Ill.
Jami Potter	Evangel University (Mo.)	SR	At-Large	Kellyville, Okla.

2005 NAIA SOFTBALL PITCHERS/PLAYERS OF THE WEEK

Date	Pitcher	Player
March 30	Michelle Schaper, William Woods University (Mo.)	Dana Askins, University of Science & Arts (Okla.)
April 6	Erin Brockert, Madonna University (Mich.)	Tami Trujillo, California Baptist University
April 13	Marisa Jensen, Waldorf College (Iowa)	Jenny Olding, University of Rio Grande (Ohio)
April 20	Marisa Jensen, Waldorf College (Iowa)	Tanisha Burch, Southern Oregon University
April 27	Steph Christner, William Penn University (Iowa)	Rebeca Armstrong, Lyndon State College (Vt.)
May 4	Linden Jones, University of Mobile (Ala.)	Kim Bogatz, College of St. Mary (Neb.)

2005 DAKTRONICS- NAIA SOFTBALL SCHOLAR-ATHLETES

Michelle Rowley, Ashford University (Iowa)
 Sarah Noppe, Ashford University (Iowa)
 Angela Fawks, Avila University (Mo.)
 Kara Lackner, Avila University (Mo.)
 Rachel Alkire, Azusa Pacific University (Calif.)
 Rachel Yoshizu, Azusa Pacific University (Calif.)
 Megan Alkire, Azusa Pacific University (Calif.)
 Lindsey Bredar, Bellevue University (Neb.)
 Amy Ball, Benedictine College (Kan.)
 Erica Redmon, Berea College (Ky.)
 Johnna Whittamore, Berea College (Ky.)
 Hailey Stopperan, Bethany College (Calif.)
 Misty Jones, Brescia University (Ky.)
 Trasey Holloway, Brescia University (Ky.)
 Kara Holley, Brescia University (Ky.)
 Ashlee Gunn, Brescia University (Ky.)
 Becky Nix, Brescia University (Ky.)
 Julie Wood, Brescia University (Ky.)
 Amanda Burden, Brescia University (Ky.)
 Jenny Spiggle, Brevard College (N.C.)
 Krystal Westnedge, Brevard College (N.C.)
 Jana Hector, Briar Cliff University (Iowa)
 Jacque Simpson, Briar Cliff University (Iowa)
 Kari Wiltgen, Briar Cliff University (Iowa)
 Angella Funk, California Baptist University
 Amanda Xavier, California Baptist University
 Jackie Greetham, Cedarville University (Ohio)
 Shannan Saunders, Central Methodist University (Neb.)
 Kerri Gapka, Columbia College (Mo.)
 Stephanie Kababie, Columbia College (Mo.)
 Heather Lang, Columbia College (Mo.)
 Judy Alswager, Concordia University (Neb.)
 Kelly Kurtzer, Concordia University (Neb.)
 Emilie Lewis, Concordia University (Neb.)
 Atlanta Feaster, Concordia University (Neb.)
 Meredith Peters, Concordia University (Neb.)
 Kaysi Eighinger, Culver-Stockton College (Mo.)
 Ashley Bethell, Culver-Stockton College (Mo.)
 Erin Clancy, Cumberland College (Ky.)
 Brittany Frank, Cumberland College (Ky.)
 Sabrina McCullough, Cumberland College (Ky.)
 Krystal Cary, Dana College (Neb.)
 Marisa Bretschneider, Dana College (Neb.)
 Hannah Heckart, Dana College (Neb.)
 Katie Bleeker, Dordt College (Iowa)
 Cara Mulder, Dordt College (Iowa)
 Lisa Moore, Dordt College (Iowa)
 Shannon Rasmussen, Eastern Oregon University
 Wendy Niebuhr, Evangel University (Mo.)
 Amanda Botts-Fulton, Evangel University (Mo.)
 Amadi Walker, Evangel University (Mo.)
 Alicia Slater, Evangel University (Mo.)
 Kimberly Hodge, Faulkner University (Ala.)
 Regan Campbell, Graceland University (Iowa)
 Bobbie Sue Downs, Graceland University (Iowa)
 Samantha Busick, Graceland University (Iowa)
 Amy Sisson, Graceland University (Iowa)
 Carol Lyons, Harris-Stowe State College (Mo.)
 Dianna Dix, Harris-Stowe State College (Mo.)
 Kelli deRegnier, Houston Baptist University (Texas)
 Diana Rychlik, Houston Baptist University (Texas)
 Rachel Werner, Houston Baptist University (Texas)
 Melanie Zehr, Huntington College (Ind.)
 Ellen Eberling, Huntington College (Ind.)
 Emily Burkholder, Huntington College (Ind.)
 Tabatha Robinson, Indiana Wesleyan University
 Tiffany Hicks, Indiana Wesleyan University
 Amy Harbolt, Indiana Wesleyan University
 Megan Harbolt, Indiana Wesleyan University
 Britney Froedge, Indiana Wesleyan University
 Dana Evans, Jamestown College (N.D.)
 Miranda Brown, Jamestown College (N.D.)
 Jessica Pike, Lee University (Tenn.)

Heidi Hamilton, Lee University (Tenn.)
 Lauren Hilliard, Lee University (Tenn.)
 Rebecca Armstrong, Lyndon State College (Vt.)
 Krystle Shina, Madonna University (Mich.)
 Crystal Little, Madonna University (Mich.)
 Erin Brockert, Madonna University (Mich.)
 Andrea Diyorio, Malone College (Ohio)
 Katie Green, Malone College (Ohio)
 Jeanelle Linder, Malone College (Ohio)
 Becky Hodges, Martin Methodist College (Tenn.)
 Whitney Ehinger, McKendree College (Ill.)
 Jodi Pfefferkorn, McKendree College (Ill.)
 Rachael Reed, McKendree College (Ill.)
 Brittany Jackson, McKendree College (Ill.)
 Kellie Driscoll, Mid-Continent University (Ky.)
 Amanda Frank, Mid-Continent University (Ky.)
 Sara Wallace, Mid-Continent University (Ky.)
 Kim Mehlin, Midland Lutheran College (Neb.)
 Amanda Smith, Midland Lutheran College (Neb.)
 Mandi Perry, Midland Lutheran College (Neb.)
 Nicole Durmin, Minot State University (N.D.)
 Marcy Heaman, Minot State University (N.D.)
 Erica Cochrane, Minot State University (N.D.)
 Stephanie Johnson, Mt. Vernon Nazarene Univ. (Ohio)
 Jackie Shively, Mount Vernon Nazarene University (Ohio)
 Cristin Vander Weerd, Northwestern College (Iowa)
 Lisa Taylor, Northwestern College (Iowa)
 Rachel Lagestee, Northwestern College (Minn.)
 Brenda Mohr, Northwestern College (Minn.)
 Nicole Cicconetti, Notre Dame College (Ohio)
 Alina Essenmacher, Notre Dame College (Ohio)
 Kristen Csonotos, Notre Dame College (Ohio)
 Nicolette D'Ambrosia, Notre Dame College (Ohio)
 Ashley Johnson, Notre Dame College (Ohio)
 Jami Padilla, Notre Dame de Namur University (Calif.)
 Skylar Tokomine, Notre Dame de Namur Univ. (Calif.)
 Erika Miyahira, Notre Dame de Namur University (Calif.)
 Nicole Brazier, Notre Dame de Namur University (Calif.)
 Jessica Cuillier, Notre Dame de Namur University (Calif.)
 Alicia Braner, Notre Dame de Namur University (Calif.)
 Katy Thurber, Oklahoma Baptist University
 Julia Hartnell, Oklahoma City University
 Ursula Lundberg, Oklahoma City University
 Melissa Rhodes, Oklahoma City University
 Randi Scheer, Oklahoma City University
 Elisabeth Pasch, Olivet Nazarene University (Ill.)
 Lisa Erwert, Oregon Institute of Technology
 Grace Fagan, Oregon Institute of Technology
 Sondra Day, Ottawa University (Kan.)
 Kristina Buhman, Peru State College (Neb.)
 Anna Tennial, Peru State College (Neb.)
 Lisa Field, Point Loma Nazarene University (Calif.)
 Katie McColeman, Point Loma Nazarene Univ. (Calif.)
 Amy Nanson, Point Loma Nazarene University (Calif.)
 Shauna Robertson, Robert Morris College (Ill.)
 Monica Sullivan, Robert Morris College (Ill.)
 Sarah Areheart, Savannah College of Art and Design (Ga.)
 Rhonda Sacks, Shawnee State University (Ohio)
 Danielle Barrilleaux, Southern Nazarene University (Okla.)
 Monica Wilkerson, Southern Wesleyan University (S.C.)
 Holly Kneisley, Southern Wesleyan University (S.C.)
 Kayla Stevens, Spring Arbor University (Mich.)
 Jessica Mancini, Spring Arbor University (Mich.)
 Brianne Smith, Spring Arbor University (Mich.)
 Valerie Ricketts, Spring Hill College (Ala.)
 Dana Kelly, Spring Hill College (Ala.)
 Lacey Owens, St. Gregory's University (Okla.)
 Jamie Beucke, St. Thomas University (Fla.)
 Jessica Wilson, Saint Xavier University (Ill.)
 Meredith Murphy, Tennessee Wesleyan College
 Kristina Schweikert, Tiffin University (Ohio)
 Tracy Shannon, Tiffin University (Ohio)
 Shannon Neumann, Tiffin University (Ohio)
 Jill Olson, Trinity Christian College (Ill.)

Michelle Worries, Trinity Christian College (Ill.)
 Amber Bryant, Union University (Tenn.)
 Kim Fuchs, Union University (Tenn.)
 Holly Haycraft, Union University (Tenn.)
 Mary Kosco, Union University (Tenn.)
 Kylie Sullivan, Union University (Tenn.)
 Allison Shein, Union University (Tenn.)
 Nicole Alexander, University of Mary (N.D.)
 Jennifer Michael, University of Mary (N.D.)
 Sylvia Bedgood, University of Mobile (Ala.)
 Holly Knowles, University of Mobile (Ala.)
 Ann Marie Odum, University of Mobile (Ala.)
 Jessica Darling, University of Science & Arts (Okla.)
 Courtney Foley, University of Science & Arts (Okla.)
 Lindsey Klaassen, University of Sioux Falls (S.D.)
 Jenny Schade, University of St. Francis (Ill.)
 Jennifer Cook, University of Saint Mary (Kan.)
 Stephanie Sparks, University of Texas of the Permian Basin
 Mindy Roby, Urbana University (Ohio)
 Lisa Piechowski, Ursuline College (Ohio)
 Casey Dunn, Ursuline College (Ohio)
 Tracee Kroese, Waldorf College (Iowa)
 Sally Allen, Waldorf College (Iowa)
 Lindsey Pleuss, Waldorf College (Iowa)
 Kendra Shoup, Walsh University (Ohio)
 Steph Christner, William Penn University (Iowa)
 Emily Gerdts, William Penn University (Iowa)
 Patricia Sheridan, William Penn University (Iowa)
 Staci Speas, William Penn University (Iowa)
 Lindsey Garrett, William Woods University (Mo.)
 Kelly McClure, William Woods University (Mo.)

2005 CHAMPIONSHIP RECAP

25th Annual Softball
May 20-25, 2005

Wilson Morgan Softball Complex - Decatur, Alabama

The No.5 seeded Simon Fraser University (B.C.) Clan completed their perfect 7-0 sweep through the 2005 NAIA Softball National Championship with a 7-0 win over No. 3 California Baptist University (55-7) in the championship game.

Simon Fraser (38-8) finished the tournament in convincing fashion with an 8-0 shutout win over No. 1 Thomas University (Ga.) in the winner's bracket final on Tuesday, followed by today's 7-0 shutout over California Baptist. Ashley Lanz pitched both games with 14 innings for two shutouts to earn tournament Most Outstanding Player honors.

It was Simon Fraser's third NAIA National Title with the other two coming in 1999 and 2003. It was also the Clan's fifth trip to the championship game in seven years, including last season's runner-up finish.

Simon Fraser posted only five hits in the game by five separate individuals, however, the Clan was able to take advantage of four California Baptist errors. The scoring for Simon Fraser began in the second inning with a leadoff homerun by Terra Davenport, who was 1-for-3 on the day with the RBI, run scored and a walk. In the third inning, Simon Fraser struck with two runs on RBI singles by Erin McLean (1-for-2, 2 RBI, 2 runs on the day) and Ali Caviglia (1-for-4, RBI on the day). Simon Fraser put the game out of reach with four runs in the fourth inning, two of which were unearned, on just two hits. California Baptist helped to extend the inning with two errors, a walk and a wild pitch.

Ashley Lanz (29-6), the 2005 NAIA Pitcher of the Year, proved she didn't need the seven run cushion from her teammates as she tossed a complete game shutout, allowing just two hits and striking out an amazing 13 batters. Amanda Xavier (22-5) took the loss allowing five runs on five hits in her 3.1 innings of work. Candice Thomas pitched the final 3.2 innings for California Baptist, allowing two unearned runs and no hits while striking out five batters.

2005 TOURNAMENT RESULTS

Pool A

- (1) Thomas (Ga.) def. Virginia-Wise, 3-0
- (8) Oklahoma City def. Martin Methodist (Tenn.), 2-0
- Thomas def. Columbia (Mo.), 4-0
- Oklahoma City def. Virginia-Wise, 10-1
- Columbia def. Martin Methodist 5-0
- Thomas def. Oklahoma City, 4-2
- Martin Methodist def. Virginia-Wise 6-5
- Columbia def. Oklahoma City, 2-1
- Thomas def. Martin Methodist, 5-1
- Columbia def. Virginia-Wise 6-3

Pool B

- (2) Houston Baptist (Texas) def. Sioux Falls (S.D.), 7-1
- (7) Science & Arts (Okla.) def. Ohio Dominican, 2-0
- Houston Baptist def. Union (Tenn.), 3-0
- Science & Arts def. Sioux Falls, 9-1
- Union def. Ohio Dominican 5-2
- Houston Baptist def. Science & Arts, 2-1 (8 innings)
- Ohio Dominican def. Sioux Falls 7-1
- Science & Arts def. Union, 2-0
- Houston Baptist def. Ohio Dominican, 6-4
- Sioux Falls def. Union 3-1

Pool C

- (3) California Baptist def. Aquinas (Mich.), 3-1
- (6) Point Loma Nazarene (Calif.) def. Mary (N.D.), 8-0
- California Baptist def. North Georgia, 1-0 (10 inn)
- Point Loma Nazarene def. Aquinas, 4-1
- North Georgia def. Mary, 8-0
- California Baptist def. Point Loma Nazarene, 2-0
- Mary def. Aquinas, 8-5
- North Georgia def. Point Loma Nazarene, 3-2 (10 inn)
- California Baptist def. Mary, 11-2
- North Georgia def. Aquinas 8-0

Pool D

- (4) Mobile (Ala.) def. William Penn (Iowa), 5-4
- (5) Simon Fraser (B.C.) def. SCAD (Ga.), 7-4
- Mobile def. William Woods (Mo.), 5-0
- Simon Fraser def. William Penn, 3-0
- Savannah Art & Design def. William Woods, 2-0
- Simon Fraser def. Mobile, 8-2
- Savannah Art & Design def. William Penn, 5-4
- Simon Fraser def. William Woods 8-3
- Mobile def. Savannah Art & Design, 9-1
- William Penn def. William Woods, 1-0

Double Elimination Bracket

- Thomas def. Mobile, 4-2
- California Baptist def. Science & Arts, 1-0 (8 inn)
- North Georgia def. Houston Baptist, 6-4
- Simon Fraser def. Columbia, 5-4
- Mobile def. Science & Arts, 3-2
- Houston Baptist def. Columbia, 2-1
- Thomas def. California Baptist, 5-0
- Simon Fraser def. North Georgia, 6-1
- Mobile def. North Georgia, 2-1 (8 innings)
- California Baptist def. Houston Baptist, 5-2
- Simon Fraser def. Thomas, 8-0
- California Baptist def. Mobile, 6-2
- California Baptist def. Thomas, 10-4
- Simon Fraser def. California Baptist, 7-0 (championship)

ALL-TOURNAMENT TEAM

- Yuruby Alicart, Thomas University (Ga.)
- Terra Davenport, Simon Fraser University (B.C.)
- Erin Gee, Simon Fraser University (B.C.)
- Kendra Gregory, University of Science & Arts of Oklahoma
- Linden Jones, University of Mobile (Ala.)
- Crystal Judkins, University of Science & Arts of Oklahoma
- Ashley Lanz, Simon Fraser University (B.C.)
- Monica Mueller, Columbia College (Mo.)
- Mayret Perez, University of Mobile (Ala.)
- Maribel Riera, Thomas University (Ga.)
- Rachel Schill, Simon Fraser University (B.C.)
- Candace Thomas, California Baptist University
- Lynsey Thompsom, North Georgia College & State University
- Tami Trujillo, California Baptist University
- Rachel Werner, Houston Baptist University (Texas)
- Beth Willis, North Georgia College & State University

PLAYER OF THE YEAR

Yuruby Alicart, Thomas University (Ga.)

PITCHER OF THE YEAR

Ashley Lanz, Simon Fraser University (B.C.)

COACH OF THE YEAR

Mike Renney, Simon Fraser University (B.C.)

TOURNAMENT MVP

Ashley Lanz, Simon Fraser University (B.C.)



ALL-TIME CHAMPIONSHIP RESULTS

YEAR	SITE	CHAMPION	SCORE	RUNNER-UP
1981	Conroe, Texas	Sam Houston State (Texas)	1-0	Emporia State (Kan.)
1982	Kearney, Neb.	Missouri Western	5-0	St. Francis (Ill.)
1983	Kearney, Neb.	Emporia State (Kan.)	9-2	Kearney State (Neb.)
1984	Indianapolis, Ind.	Emporia State (Kan.)	1-0	Quincy (Ill.)
1985	Indianapolis, Ind.	Quincy (Ill.)	4-2	Washburn (Kan.)
1986	San Antonio, Texas	St. Mary's (Texas)	2-1 (9 innings)	Oklahoma City
1987	Kearney, Neb.	Kearney State (Neb.)	1-0	Francis Marion (S.C.)
1988	Oklahoma City, Okla.	Pacific Lutheran (Wash.)	2-0 (10 innings)	Minnesota-Duluth
1989	Midland, Mich.	Saginaw Valley State (Mich.)	3-0	Kearney State (Neb.)
1990	Pensacola, Fla.	Kearney State (Neb.)	6-3 (8 innings)	Pacific Lutheran (Wash.)
1991	Columbia, Mo.	Hawaii Loa	5-1	Puget Sound (Wash.)
1992	Pensacola, Fla.	Pacific Lutheran (Wash.)	3-2	Kennesaw State (Ga.)
1993	Columbia, Mo.	West Florida	4-2	Oklahoma City
1994	Columbia, Mo.	Oklahoma City	3-1	Athens State (Ala.)
1995	Columbia, Mo.	Oklahoma City	3-1	Puget Sound (Wash.)
1996	Decatur, Ala.	Oklahoma City	9-1	Shawnee State (Ohio)
1997	Decatur, Ala.	Oklahoma City	12-0	Athens State (Ala.)
1998	Tulsa, Okla.	Western Washington	5-1	Simon Fraser (B.C.)
1999	Jupiter, Fla.	Simon Fraser (B.C.)	7-3	Oklahoma City
2000	Decatur, Ala.	Oklahoma City	5-1	Azusa Pacific (Calif.)
2001	Decatur, Ala.	Oklahoma City	5-3	Simon Fraser (B.C.)
2002	Decatur, Ala.	Oklahoma City	2-1 (8 innings)	Point Loma Nazarene (Calif.)
2003	Decatur, Ala.	Simon Fraser (B.C.)	3-1	Mobile (Ala.)
2004	Decatur, Ala.	Thomas (Ga.)	5-4	Simon Fraser (B.C.)
2005	Decatur, Ala.	Simon Fraser (B.C.)	7-0	California Baptist

TOURNAMENT RECORDS

Single Game Records

INDIVIDUAL SINGLE GAME - BATTING

Most At Bats

7, By several individuals

Most Runs

4, MacKenzie Gerke, Point Loma Nazarene (Calif.) vs. Midland Lutheran (Neb.), 2003

4, Michelle Patrico, Lindenwood (Mo.) vs. Georgia Southwestern, 1999

4, Jacque Woosley, Lindenwood (Mo.) vs. Georgia Southwestern, 1999

4, Chris Razmic, Southern Utah vs. Concordia (N.Y.), 1984

4, Laura Laurenzi, Wisconsin-Parkside vs. Lincoln Memorial (Tenn.), 1981

Most Hits

4, By several individuals

Most RBI's

7, Jennifer Smith, Southern Utah vs. Concordia (N.Y.), 1984

Most Stolen Bases

4, Dana Dawson, Tarkio (Mo.) vs. Georgian Court (N.J.), 1988

Most Doubles

2, By several individuals

Most Triples

2, Kathy Higgins, Emporia State (Kan.) vs. Pacific (Ore.), 1984

2, Teresa Ryans, Tusculum (Tenn.) vs. Missouri Western, 1984

Most Home Runs

2, Bobbi Towers, Oklahoma City vs. Mobile (Ala.), 1997

Most Total Bases

8, Bobbi Towers, Oklahoma City vs. Mobile (Ala.), 1997

INDIVIDUAL SINGLE GAME - PITCHING

Fewest Hits Allowed

0, By several individuals

Most Hits Allowed

19, Keri Maxwell, North Georgia vs. Point Loma Nazarene (Calif.), 2004

Most Earned Runs Allowed

19, Keri Maxwell, North Georgia vs. Point Loma Nazarene (Calif.), 2004

Most Walks

12, Ann Franklin, Beaver (Pa.) vs. Winthrop (S.C.), 1985

Most Strikeouts

19, Andrea Drake, Oklahoma City vs. Davis & Elkins (W.Va.), 1989

TEAM SINGLE GAME - BATTING

Most Putouts

20, Missy Donnelly, St. Mary's (Calif.) vs. Concordia-St.Paul (Minn.), 1987

Most Assists

12, Leann Buneta, West Florida vs. Puget Sound (Wash.), 1995

12, Sandy O'Rourke, St. Francis (Ill.) vs. Moorhead State (Minn.), 1993

Most Errors - 1st Base

3, Karen Jose, Athens State (Ala.) vs. Pacific Lutheran (Wash.), 1997

3, Amy Lewis, Jamestown (N.D.) vs. Pacific Lutheran (Wash.), 1992

3, Shelly Weber, Concordia-St. Paul (Minn.) vs. St. Mary's (Calif.), 1987

3, Lisa Dueringer, Westminster (Pa.) vs. Wayne State (Neb.), 1983

3, LeAnn Blackard, Rockford (Ill.) vs. Wayne State (Neb.), 1981

Most Errors - 2nd Base

3, Tracy Box, Mobile (Ala.) vs. Athens State (Ala.), 1997

3, Marisela Gutierrez, West Florida vs. Saginaw Valley State (Mich.), 1989

3, Suzanne Boyce, Erskine (S.C.) vs. Salem (W.Va.), 1981

Most Errors - Shortstop

6, Allyson Volzke, Hastings (Neb.) vs. Oklahoma City, 1995

Most Errors - 3rd Base

3, By several individuals

Most Errors - Outfield

4, Nikki Naxson, Coker (S.C.) vs. Mobile (Ala.), 1995

Most Errors - Catcher

2, By several individuals

Most Errors - Pitcher

2, Keri Hunter, Athens State (Ala.) vs. Midland Lutheran (Neb.), 2003

2, Shannon Seigler, Southern Wesleyan (S.C.) vs. William Woods (Mo.), 1996

2, Debbie Rozier, Limestone (S.C.) vs. St. Mary's (Texas), 1989

2, Tammie McLunkin, Central Wesleyan (S.C.) vs. Valley City State (N.D.), 1982

2, Simone Pouliet, Castleton State (Vt.) vs. Morningside (Iowa), 1982



TOURNAMENT RECORDS

TEAM SINGLE GAME - BATTING

Most At Bats
56, Southern Utah vs. Mesa (Colo.) (14 innings), 1981

Most Runs
18, Winthrop (S.C.) vs. Beaver (Pa.), 1985

Most Hits
20, Winthrop (S.C.) vs. Wayne State (Neb.), 1983

Most RBI's
14, Erskine (S.C.) vs. Wiley (Texas), 1981

Most Walks
15, Sam Houston State (Texas) vs. Lincoln Memorial (Tenn.), 1981

Most Stolen Bases
8, Tarkio (Mo.) vs. Georgian Court (N.J.), 1988

Most Singles
16, IUPUI-Indianapolis vs. Kearney State (Neb.), 1985
16, Winthrop (S.C.) vs. Wayne State (Neb.), 1983

Most Doubles
5, Simon Fraser (B.C.) vs. Eastern Oregon, 1999
5, Winthrop (S.C.) vs. Winona State (Minn.), 1983

Most Triples
4, Winthrop (S.C.) vs. Beaver (Pa.), 1985

Most Home Runs
3, Oklahoma City vs. Mobile (Ala.), 1997

Most Total Bases
31, Tusculum (Tenn.) vs. St. Rose (N.Y.), 1991

TEAM SINGLE GAME - PITCHING

Most Pitchers Used
3, several times

Most Pitchers Used - Both Teams
6, St. Francis (Ill.) (3) vs. Shawnee State (Ohio) (3), 1997

Most Hits Allowed
20, Wayne State (Neb.) vs. Winthrop (S.C.), 1983

Most Earned Runs Allowed
14, Wiley (Texas) vs. Erskine (S.C.), 1981

Most Strikeouts
19, Oklahoma City vs. Davis & Elkins (W.Va.), 1989

Most Walks
15, Lincoln Memorial (Tenn.) vs. Sam Houston State (Texas), 1981

TEAM SINGLE GAME - PITCHING

Most Chances
67, Winthrop (S.C.) vs. Washburn (Kan.), 1985 (45 PO, 19 A, 3 E), 14 innings

Most Putouts
45, Washburn (Kan.) vs. Winthrop (S.C.), 1985 (15 innings)
45, Winthrop (S.C.) vs. Washburn (Kan.), 1985 (15 innings)

Most Assists
24, Francis Marion (S.C.) vs. Pacific Lutheran (Wash.), 1987

Most Errors
10, Western Oregon vs. Winthrop (S.C.), 1983
10, Rockford (Ill.) vs. Wayne State (Neb.), 1981

Most Double Plays
3, Athens State (Ala.) vs. Pacific Lutheran (Wash.), 1996
3, St. Francis (Ill.) vs. Washburn (Kan.), 1988
3, Washburn (Kan.) vs. St. Francis (Ill.), 1988

Most Triple Plays
1, Western Oregon vs. Bloomfield (N.J.), 1983

Single Tournament Records INDIVIDUAL TOURNAMENT - BATTING

Most At Bats
34, Dawn Beard, Athens State (Ala.), 1997

Most Runs
*13, Rachel Schill, Simon Fraser (B.C.), 2005
11, Tracey Mosley, Oklahoma City, 1993

Most Hits
15, Tracey Mosley, Oklahoma City, 1993

Most RBI's
*11, Erin Gee, Simon Fraser (B.C.), 2005
10, Angela Lichty, Simon Fraser (B.C.), 1999
10, Tracey Mosley, Oklahoma City, 1993

Most Walks
*10, Mayret Perez, Mobile (Ala.), 2005
6, Freda Franklin, Puget Sound (Wash.), 1995

Most Stolen Bases
6, Crystal Rosenquist, St. Edward's (Texas)

Most Singles
12, Tracy Mosley, Oklahoma City, 1993

Most Doubles
*4, Kristin Godfrey, Houston Baptist (Texas), 2005
4, Jessica Balsavich, Athens State (Ala.), 1997
4, Tiffany Shanks-Moore, Shawnee State (Ohio), 1996
4, Kristi Anderson, Francis Marion (S.C.), 1987
4, Vicki Levensky, IUPUI-Indianapolis, 1986
4, Renee Livell, Missouri Southern, 1986

Most Triples
*3, Rachel Schill, Simon Fraser (B.C.), 2005
3, Sherrie Matthews, Quincy (Ill.), 1985

Most Home Runs
*3, Mayret Perez, Mobile (Ala.), 2005
3, Kim White, Shawnee State (Ohio), 1996

Most Total Bases
*23, Rachel Schill, Simon Fraser (B.C.), 2005
20, Tracey Mosley, Oklahoma City, 1993

Highest Batting Average
.692, Stacy Araki, Hawaii Loa (9 for 13), 1991

INDIVIDUAL TOURNAMENT - PITCHING

Innings Pitched
64, Melissa Moyers, Francis Marion (S.C.), 1987

Most Appearances
*8, Linden Jones, Mobile (Ala.), 2005
*8, Candice Thomas, California Baptist, 2005
8, Melissa Moyers, Francis Marion (S.C.), 1987
8, Leticia Morales, St. Mary's (Texas), 1986
8, Amy Miller, Quincy (Ill.), 1984

Most Wins
*7, Ashley Lanz, Simon Fraser (B.C.), 2005
7, Leticia Morales, St. Mary's (Texas), 1986

Most Complete Games
8, Melissa Moyers, Francis Marion (S.C.), 1987
8, Leticia Morales, St. Mary's (Texas), 1986
8, Amy Miller, Quincy (Ill.), 1984

Most Shutouts
5, Rhonda Clarke, Emporia State (Kan.), 1984

Most Consecutive Scoreless Innings
38, Rhonda Clarke, Emporia State (Kan.), 1984

Most Strikeouts
*72, Ashley Lanz, Simon Fraser (B.C.), 2005
65, Leticia Morales, St. Mary's (Texas), 1986

Most Walks
*18, Linden Jones, Mobile (Ala.), 2005
16, Ann Franklin, Beaver (Pa.), 1985

Fewest Hits Allowed (Min. 10 innings)
3, Ashley Rawson, Shawnee State (Ohio) (11.1 innings), 2001

Fewest Earned Runs Allowed (Min. 10 innings)
0, By several individuals

* pool play format



TOURNAMENT RECORDS

INDIVIDUAL TOURNAMENT - FIELDING

Most Chances

102, Cindy Alford, Francis Marion (S.C.), 1987 (96 PO, 6 A)

Most Putouts

96, Cindy Alford, Francis Marion (S.C.), 1987

Most Assists

38, Laura Klamm, Washburn (Kan.), 1985

Most Errors

9, Allyson Volzke, 2b/ss, Hastings (Neb.), 1995

TEAM TOURNAMENT - BATTING

Most At Bats

*271, California Baptist, 2005

246, Mobile (Ala.), 2003

Most Runs

*52, Simon Fraser (B.C.), 2005

45, Oklahoma City, 1997

Most Hits

81, Oklahoma City, 1993

Most RBI's

41, Simon Fraser (B.C.), 2005

36, Simon Fraser (B.C.), 1999

Most Stolen Bases

15, Saginaw Valley State (Mich.), 1988

Most Walks

28, Erskine (S.C.), 1981

Most Singles

71, Oklahoma City, 1993

Most Doubles

12, Shawnee State (Ohio), 1996

Most Triples

6, Winthrop (S.C.), 1985

Most Home Runs

*7, Thomas (Ga.), 2005

6, Oklahoma City, 1996

6, Athens State, 1994

Most Total Bases

*103, Oklahoma City, 2005

97, Oklahoma City, 1993

Highest Batting Average

.359, Mobile (Ala.), 1995 (28 of 78)

Lowest Batting Average

.029, Beaver (Pa.), 1985 (1 of 34)

TEAM TOURNAMENT - PITCHING

Fewest Hits Allowed

22, St. Mary's (Texas), 1986 (8 games)

20, Emporia State (Kan.), 1981 (7 games)

19, Sam Houston State (Texas), 1981 (6 games)

6, Quincy (Ill.), 1985 (5 games)

6, Emporia State (Kan.), 1984 (5 games)

Most Hits Allowed

*59, California Baptist, 2005 (10 games)

55, Quincy (Ill.), 1984 (8 games)

*51, Houston Baptist (Texas), 2005 (7 games)

50, Saginaw Valley State (Mich.), 1988 (7 games)

48, West Florida, 1993 (6 games)

40, Wayne State (Neb.), 1984 (5 games)

*37, Aquinas (Mich.), 2005 (4 games)

Fewest Walks

*14, California Baptist, 2005 (10 games)

1, Quincy (Ill.), 1984 (8 games)

2, Loras (Iowa), 1983 (7 games)

2, Kearney State (Neb.), 1983 (6 games)

3, Emporia State (Kan.), 1983 (5 games)

3, Pittsburg State (Kan.), 1982 (5 games)

Most Earned Runs Allowed

*18, California Baptist, 2005 (10 games)

27, Francis Marion (S.C.), 1987 (8 games)

19, Saginaw Valley State (Mich.), 1988 (7 games)

18, Oklahoma City, 1999 (6 games)

17, Mobile (Ala.), 1993 (5 games)

Fewest Earned Runs Allowed

4, St. Mary's (Texas), 1986 (8 games)

3, Puget Sound (Wash.), 1995 (7 games)

3, Loras (Iowa), 1983 (7 games)

2, Sam Houston State (Texas), 1981 (6 games)

0, Kearney State (Neb.), 1987 (5 games)

0, Emporia State (Kan.), 1984 (5 games)

*3, Point Loma Nazarene (Calif.), 2005 (4 games)

Fewest Strikeouts

*58, California Baptist, 2005 (10 games)

59, Quincy (Ill.), 1984 (8 games)

14, West Florida, 1989 (7 games)

5, Missouri Southern, 1986 (6 games)

1, Erskine (S.C.), 1981 (5 games)

*7, Savannah Art and Design (Ga.), 2005 (4 games)

*7, Sioux Falls (S.D.), 2005 (4 games)

Most Strikeouts

*83, Simon Fraser (B.C.), 2005 (10 games)

65, St. Mary's (Texas), 1986 (8 games)

*47, North Georgia, 2005 (7 games)

38, Washburn (Kan.), 1985 (7 games)

43, Oklahoma City, 1997 (6 games)

59, Emporia State (Kan.), 1984 (5 games)

*25, Ohio Dominican, 2005 (4 games)

Lowest Earned Run Average

*1.75, California Baptist, 2005 (23 ER in 72 IP) (10 games)

0.48, St. Mary's (Texas), 1986 (4 ER in 58 IP) (8 games)

0.43, Puget Sound (Wash.), 1995 (3 ER in 49 IP) (7 games)

0.43, Loras (Iowa), 1983 (3 ER in 49 IP) (7 games)

0.35, Sam Houston State (Texas), 1981 (2 ER in 40 IP) (6 games)

0.00, Kearney State (Neb.), 1987 (0 ER in 38 IP) (5 games)

0.00, Emporia State (Kan.), 1984 (0 ER in 38 IP)

(5 games)

*0.73, Point Loma Naz. (Calif.), 2005 (3 ER in 28.2 IP)

(4 games)

Most Walks

*14, California Baptist, 2005 (10 games)

*28, Mobile (Ala.), 2005 (8 games)

22, St. Mary's (Texas), 1986 (8 games)

21, St. Francis (Ill.), 1982 (7 games)

15, Minnesota-Duluth, 1988 (6 games)

23, Erskine (S.C.), 1981 (5 games)

*17, William Penn (Iowa), 2005 (4 games)

Most Shutouts

5, Emporia State (Kan.), 1984

Most Consecutive Scoreless Innings

38, Emporia State (Kan.), 1984

TEAM TOURNAMENT - FIELDING

Most Chances

324, Francis Marion (S.C.), 1987 (192 PO, 124 A, 8 E)

Most Putouts

*216, California Baptist, 2005

192, Francis Marion (S.C.), 1987

Most Assists

124, Francis Marion (S.C.), 1987

Most Errors

20, Pacific (Ore.), 1983

Most Double Plays

6, St. Francis (Ill.), 1988

Most Triple Plays

1, Western Oregon, 1983

TEAM TOURNAMENT - MISCELLANEOUS

Most All-Time Tournament Appearances

19, Oklahoma City, 1986-87-88-89-90-92-93-94-95-96-97-98-99-00-01-02-03-04-05

Most All-Time Tournament Wins

74, Oklahoma City, 1984-87-88-89-90-92-93-94-95-96-97-98-99-00-01-02-03-04-05

Most Consecutive Tournament Wins

14, Oklahoma City (5 in 2000, 5 in 2001 and 4 in 2002)

14, Oklahoma City (5 in 1994, 5 in 1995 and 4 in 1996)

Most Consecutive Tournament Shutouts

5, Emporia State (Kan.), 1984


Largest Margin of Victory

17, West Florida vs. Castleton State (Vt.), 1987 (17-0)

17, Winthrop (S.C.) vs. Beaver (Pa.), 1985 (18-1)

Longest Game

15 innings, Washburn (Kan.) vs. Winthrop (S.C.), 1985



TOURNAMENT RECORDS

TEAM TOURNAMENT MISCELLANEOUS

Highest Batting Average, all teams, .264, 1993
 Lowest Batting Average, all teams, .159, 1984
 Highest Earned Run Average, all teams, 2.85, 1999
 Lowest Earned Run Average, all teams, 1.29, 1987
 *Most Hits, all teams, 689, 2005
 Most Hits, all teams, 463, 1993
 *Most Runs, all teams, 348, 2005
 Most Runs, all teams, 292, 1981

*Most Doubles, all teams, 86, 2005
 Most Doubles, all teams, 65, 1993
 Most Triples, all teams, 27, 1984
 *Most Home Runs, all teams, 36, 2005
 Most Home Runs, all teams, 19, 1996
 *Most Runs Batted In, all teams, 278, 2005
 Most Runs Batted In, all teams, 183, 1996
 Most Stolen Bases, all teams, 68, 1988

HONORS

MOST VALUABLE PLAYER

1981 Brenda Stolle, Emporia State (Kan.)
 1982 Cheri Kempf, Missouri Western
 1983 Rhonda Clark, Emporia State (Kan.)
 1984 Rhonda Clark, Emporia State (Kan.)
 1985 Laura Klamm, Washburn (Kan.)
 1986 Leticia Morales, St. Mary's (Texas)
 1987 Melissa Moyers, Francis Marion (S.C.)
 1988 Karen Stout, Pacific Lutheran (Wash.)
 1989 Julie Bydalek, Saginaw Valley State (Mich.)
 1990 Susan Johnson, Kearney State (Neb.)
 1991 Shannon Akau, Hawaii Loa
 1992 Becky Hoddevik, Pacific Lutheran (Wash.)
 1993 Danelle Harvey, West Florida

1994 Tracy Mosley, Oklahoma City
 1995 Tammy Braithwaite, Oklahoma City
 1996 Kim White, Shawnee State (Ohio)
 1997 Dawn Beard, Athens State (Ala.)
 1998 Sonya Joseph, Western Washington
 1999 Kathy Iggulden, Simon Fraser (B.C.)
 2000 Sonia Ortiz, Oklahoma City
 2001 Alexandra Boily, Oklahoma City
 2002 Lindsay Voss, Oklahoma City
 2003 Erin Thomas, Simon Fraser (B.C.)
 2004 Cathy Andrijaszyn, Thomas (Ga.)
 2005 Ashley Lanz, Simon Fraser University (B.C.)

PLAYER OF THE YEAR

1998 Cindy Yah, Oklahoma City University
 1999 Cindy Yan, Oklahoma City University
 2000 Christie Liu XuQing, Oklahoma City
 2001 Cheryl Bolding, Point Loma Nazarene (Calif.)

2002 Cheryl Bolding, Point Loma Nazarene (Calif.)
 2003 Shannon Rossiter, Simon Fraser (B.C.)
 2004 Cari Irwin, Simon Fraser (B.C.)
 2005 Yuruby Alicart, Thomas (Ga.)

PITCHER OF THE YEAR

1999 Dolly Johnson, Oklahoma City
 2000 Kathy Iggulden, Simon Fraser (B.C.)
 2001 Rachel Murray, Union (Tenn.)
 2002 Rachel Murray, Union (Tenn.)

2003 Melissa Passley, Mobile (Ala.)
 2004 Laura Hess, Houston Baptist (Texas)
 2005 Ashley Lanz, Simon Fraser University (B.C.)

COACH OF THE YEAR

1981 Wayne Daigle, Sam Houston State (Texas)
 1982 Rhesa Sumrell, Missouri Western
 1983 Betty Walters, Emporia State (Kan.)
 1984 Betty Walters, Emporia State (Kan.)
 1985 Sharlene Peter, Quincy (Ill.)
 1986 Jim Zeleznak, St. Mary's (Texas)
 1987 Brad Horky, Kearney State (Neb.)
 1988 Ralph Weekly, Pacific Lutheran (Wash.)
 1989 Art Tolfree, Saginaw Valley State (Mich.)
 1990 Dan Simmons, Kearney State (Neb.)
 1991 Howard Okita, Hawaii Loa
 1992 Ralph Weekly, Pacific Lutheran (Wash.)
 1993 Doug Palmer & Tami Cyr, West Florida

1994 Phil McSpadden, Oklahoma City
 1995 Phil McSpadden, Oklahoma City
 1996 Phil McSpadden, Oklahoma City
 1997 Phil McSpadden, Oklahoma City
 1998 Art Finney, Western Washington
 1999 Mike Renney, Simon Fraser (B.C.)
 2000 Phil McSpadden, Oklahoma City
 2001 Phil McSpadden, Oklahoma City
 2002 Phil McSpadden, Oklahoma City
 2003 Mike Renney, Simon Fraser (B.C.)
 2004 Thomas Macera, Thomas (Ga.)
 2005 Mike Renney, Simon Fraser (B.C.)

ALL-TIME TOURNAMENT RESULTS

1981

Wisconsin-Parkside 9, Central Methodist (Mo.) 2
 Pittsburg State (Kan.) 10, Erskine (S.C.) 0
 Southern Utah 12, Wiley (Texas) 0
 Wayne State (Neb.) 13, Rockford (Ill.) 3
 Sam Houston State (Texas) 15, Lincoln Memorial (Tenn.) 0
 Salem (W.Va.) 5, Mesa (Colo.) 4
 Erskine 16, Wiley 0
 Kearney State (Neb.) 11, Wisconsin-Parkside 0
 Emporia State 1, Southern Utah 0
 Pittsburg State 6, Southern Utah 5
 Lincoln Memorial 6, Rockford 2
 Sam Houston State 2, Wayne State 0
 Emporia State 12, Salem 0
 Kearney State 3, Pittsburg State 2
 Sam Houston State 1, Emporia State 0
 Sam Houston State 6, Kearney State 4
 Wisconsin-Parkside 9, Lincoln Memorial 4
 Southern Utah 3, Mesa 2
 Erskine 6, Salem 4
 Central Methodist 3, Wayne State 1
 Erskine 6, Central Methodist 3
 Southern Utah 7, Wisconsin-Parkside 5
 Emporia State 1, Kearney State 0
 Pittsburg State 1, Erskine 0
 Emporia State 3, Pittsburg State 2
 Emporia State 1, Sam Houston State 0
 Sam Houston State 1, Emporia State 0 (championship)

1982

Mesa (Colo.) 12, Castleton State (Vt.) 2
 St. Mary's (Texas) 2, Morningside (Iowa) 1
 Wisconsin-Parkside 2, William Woods (Mo.) 0
 Missouri Western 12, Salem (W.Va.) 1
 Oklahoma Baptist 8, Lincoln Memorial (Tenn.) 3
 Saginaw Valley State (Mich.) 3, Greenville (Ill.) 0
 St. Francis (Ill.) 6, Valley City State (N.D.) 2
 Kearney State (Neb.) 7, Central Wesleyan (S.C.) 0
 Morningside 10, Castleton State 0
 William Woods 10, Salem 0
 Lincoln Memorial 9, Greenville 2
 Valley City State 7, Central Wesleyan 3
 St. Mary's 2, Mesa 1
 Oklahoma Baptist 11, Saginaw Valley State 2
 Missouri Western 1, Wisconsin-Parkside 0
 St. Francis 6, Kearney State 3
 Valley City State 9, Mesa 1
 Wisconsin-Parkside 9, Lincoln Memorial 4
 William Woods 12, Saginaw Valley State 4
 Kearney State 6, Morningside 3
 Missouri Western 4, St. Mary's 3
 Oklahoma Baptist 3, St. Francis 1
 Kearney State 3, William Woods 2
 Wisconsin-Parkside 4, Valley City State 0
 St. Mary's 2, Kearney State 0
 St. Francis 8, Wisconsin-Parkside 0
 Missouri Western 2, Oklahoma Baptist 0
 St. Francis 6, St. Mary's 3
 St. Francis 4, Oklahoma Baptist 1
 Missouri Western 5, St. Francis 0 (championship)

1983

Missouri Western 6, Pacific (Ore.) 0
 St. Mary's (Texas) 2, Mesa (Colo.) 1
 Kearney State (Neb.) 7, Wisconsin-Parkside 0
 Winthrop (S.C.) 3, Winona State (Minn.) 0
 Loras (Iowa) 6, Bloomfield (N.J.) 1
 Emporia State (Kan.) 6, Western Oregon 0
 Southern Maine 9, Wayne State (Neb.) 1
 IUPU-Indianapolis 4, Westminster (Pa.) 0
 Pacific 4, Mesa 3
 Winona State 4, Wisconsin-Parkside 2
 Western Oregon 4, Bloomfield 3
 Wayne State 7, Westminster 4
 St. Mary's 1, Missouri Western 0
 Kearney State 4, Winthrop 2
 Emporia State 3, Loras 0
 IUPU-Indianapolis 3, Southern Maine 1
 Pacific 14, Southern Maine 3
 Loras 2, Winona State 0
 Winthrop 12, Western Oregon 4
 Wayne State 1, Missouri Western 0
 Kearney State 5, St. Mary's 3
 Emporia State 3, IUPU-Indianapolis 0
 Loras 5, Pacific 4
 Winthrop 11, Wayne State 3
 Emporia State 7, Kearney State 6
 Loras 2, St. Mary's 0
 Winthrop 5, IUPU-Indianapolis 1
 Loras 4, Winthrop 1
 Kearney State 1, Loras 0
 Emporia State 9, Kearney State 2 (championship)

1984

Winthrop (S.C.) 2, Southern Utah 1
 Texas Wesleyan 5, Concordia (N.Y.) 3

Wayne State (Neb.) 2, Quincy (Ill.) 1
 IUPU-Indianapolis 6, Davis & Elkins (W.Va.) 3
 Kearney State (Neb.) 9, Allentown (Pa.) 2
 Missouri Western 10, Tusculum (Tenn.) 4
 Northeastern State (Okla.) 7, Wisconsin-Parkside 5
 Emporia State (Kan.) 1, Pacific (Ore.) 0
 Southern Utah 14, Concordia 5
 Quincy 2, Davis & Elkins 1
 Tusculum 11, Allentown 1
 Pacific 2, Wisconsin-Parkside 0
 Winthrop 3, Texas Wesleyan 0
 IUPU-Indianapolis 7, Wayne State 2
 Missouri Western 5, Kearney State 0
 Emporia State 6, Northeastern State 0
 Northeastern State 4, Southern Utah 1
 Quincy 5, Kearney State 2
 Wayne State 9, Tusculum 8
 Texas Wesleyan 3, Pacific 1
 IUPU-Indianapolis 2, Winthrop 1
 Emporia State 1, Missouri Western 0
 Quincy 5, Northeastern State 0
 Wayne State 15, Texas Wesleyan 3
 Emporia State 6, IUPU-Indianapolis 0
 Quincy 3, Winthrop 2
 Missouri Western 2, Wayne State 1
 Quincy 5, Missouri Western 0
 Quincy 2, IUPU-Indianapolis 1
 Emporia State 1, Quincy 0 (championship)

1985

Pittsburg State (Kan.) 7, Mesa (Colo.) 0
 Saginaw Valley State (Mich.) 1, IUPU-Indianapolis 0
 Kearney State (Neb.) 4, Tusculum (Tenn.) 3
 Winthrop (S.C.) 18, Beaver (Pa.) 1
 Quincy (Ill.) 5, Bloomfield (N.J.) 0
 St. Mary's (Texas) 1, Missouri Southern 0
 Pacific (Ore.) 1, Davis & Elkins (W.Va.) 0
 Washburn (Kan.) 6, Wisconsin-Parkside 1
 Davis & Elkins 4, Tusculum 3
 Wisconsin-Parkside 11, Beaver 0
 IUPU-Indianapolis 5, Mesa 0
 Washburn 1, Pittsburg State 0
 Missouri Southern 12, Bloomfield 0
 Quincy 3, St. Mary's 0
 Saginaw Valley State 3, Pittsburg State 1
 Pacific 8, Kearney State 1
 Washburn 1, Winthrop 0
 Winthrop 2, Missouri Southern 1
 IUPU-Indianapolis 12, Kearney State 6
 Pittsburg State 3, Davis & Elkins 0
 St. Mary's 4, Wisconsin-Parkside 0
 Quincy 2, Saginaw Valley State 1
 Pacific 3, Washburn 2
 IUPU-Indianapolis 10, Winthrop 1
 Pittsburg State 3, St. Mary's 0
 IUPU-Indianapolis 1, Saginaw Valley 0
 Washburn 3, IUPU-Indianapolis 0
 Washburn 4, Pacific 1
 Quincy 2, Pacific 0
 Quincy 4, Washburn 2 (championship)

1986

Washburn (Kan.) 3, Pacific Lutheran (Wash.) 0
 Southern Utah 3, St. Mary (Neb.) 2
 West Florida 2, St. Xavier (Ill.) 0
 IUPU-Indianapolis 2, Castleton State (Vt.) 0
 Missouri Southern 9, Wheeling (W.Va.) 0
 St. Mary's (Texas) 4, Spring Arbor (Mich.) 0
 Wisconsin-Parkside 8, Francis Marion (S.C.) 2
 Oklahoma City 3, Wilmington (Del.) 1
 St. Mary (Neb.) 2, Pacific Lutheran 0
 St. Xavier 4, Castleton State 1
 Spring Arbor 5, Wheeling 2
 Francis Marion 3, Wilmington 0
 St. Mary's (Texas) 4, Missouri Southern 3
 Washburn 9, Southern Utah 1
 IUPU-Indianapolis 4, West Florida 0
 St. Mary's (Texas) 2, Missouri Southern 0
 Oklahoma City 2, Wisconsin-Parkside 0
 Wisconsin-Parkside 4, St. Mary (Neb.) 2
 Missouri Southern 1, St. Xavier 0
 Spring Arbor 1, West Florida 0
 Francis Marion 3, Southern Utah 2
 IUPU-Indianapolis 6, Washburn 1
 Oklahoma City 1, St. Mary's (Texas) 0
 Missouri Southern 2, Wisconsin-Parkside 0
 Spring Arbor 3, Francis Marion 2
 Oklahoma City 1, IUPU-Indianapolis 0
 Missouri Southern 3, Washburn 2
 St. Mary's (Texas) 3, Spring Arbor 0
 St. Mary's (Texas) 2, IUPU-Indianapolis 0
 St. Mary's (Texas) 3, Oklahoma City 2
 St. Mary's (Texas) 2, Oklahoma City 1 (championship)

1987

West Florida 17, Castleton State (Vt.) 0

Mount Mercy (Iowa) 1, Washburn (Kan.) 0
 St. Mary's (Texas) 11, St. Mary's (Calif.) 0
 Kearney State (Neb.) 2, Concordia-St. Paul (Minn.) 0
 Missouri Southern 4, Davis & Elkins (W.Va.) 0
 IUPU-Indianapolis 8, Wilmington (Del.) 0
 Francis Marion (S.C.) 5, Pacific Lutheran (Wash.) 4
 Oklahoma City 4, Saginaw Valley State (Mich.) 1
 Washburn 10, Castleton State 0
 St. Mary's (Calif.) 1, Concordia-St. Paul 0
 Davis & Elkins 5, Wilmington 4
 Saginaw Valley State 4, Pacific Lutheran 1
 West Florida 2, Mount Mercy 1
 Kearney State 3, St. Mary's (Texas) 2
 IUPU-Indianapolis 2, Missouri Southern 0
 Oklahoma City 1, Francis Marion 0
 Francis Marion 3, Washburn 1
 Missouri Southern 4, St. Mary's (Calif.) 1
 St. Mary's (Texas) 1, Davis & Elkins 0
 Saginaw Valley State 5, Mount Mercy 0
 Kearney State 2, West Florida 1
 IUPU-Indianapolis 1, Oklahoma City 0
 Francis Marion 2, Missouri Southern 0
 St. Mary's (Texas) 4, Saginaw Valley State 0
 Francis Marion 2, West Florida 1
 Oklahoma City 3, St. Mary's (Texas) 0
 Kearney State 1, IUPU-Indianapolis 0
 Francis Marion 2, Oklahoma City 1
 Francis Marion 8, IUPU-Indianapolis 2
 Kearney State 1, Francis Marion 0 (championship)

1988

IUPU-Indianapolis 11, Georgian Court (N.J.) 3
 Pacific Lutheran (Wash.) 10, Tarkio (Mo.) 0
 Francis Marion (S.C.) 4, Davis & Elkins (W.Va.) 1
 Kearney State (Neb.) 6, Saginaw Valley State (Mich.) 0
 Washburn (Kan.) 7, St. Mary's (Texas) 3
 St. Francis (Ill.) 1, Oklahoma City 0
 Minnesota-Duluth 6, California Lutheran 2
 Wilmington (Del.) 10, West Florida 8
 Tarkio 9, Georgian Court 4
 Saginaw Valley State 9, Davis & Elkins 5
 Oklahoma City 4, St. Mary's 0
 West Florida 5, California Lutheran 1
 Pacific Lutheran 8, IUPU-Indianapolis 7
 Kearney State 6, Francis Marion 2
 Washburn 2, St. Francis 1
 Minnesota-Duluth 6, Wilmington 4
 Tarkio 4, Wilmington 3
 Saginaw Valley State 9, St. Francis 4
 Oklahoma City 1, Francis Marion 0
 West Florida 4, IUPU-Indianapolis 0
 Pacific Lutheran 1, Kearney State 0
 Minnesota-Duluth 7, Washburn 5
 Saginaw Valley State 5, Tarkio 2
 Oklahoma City 2, West Florida 1
 Pacific Lutheran 4, Minnesota-Duluth 0
 Saginaw Valley State 5, Kearney State 0
 Oklahoma City 5, Washburn 0
 Saginaw Valley 8, Oklahoma City 7
 Minnesota-Duluth 5, Saginaw Valley State 1
 Pacific Lutheran 2, Minnesota-Duluth 0 (championship)

1989

West Florida 7, Northwood (Mich.) 0
 Saginaw Valley State (Mich.) 2, Wisconsin-Parkside 0
 IUPU-Indianapolis 6, Limestone (S.C.) 2
 Wilmington (Del.) 6, St. Mary's (Texas) 5
 Pacific Lutheran (Wash.) 3, Bloomfield (N.J.) 1
 Kearney State (Neb.) 3, California Lutheran 0
 Mount Mercy (Iowa) 2, Missouri Southern 1
 Oklahoma City 5, Davis & Elkins (W.Va.) 0
 Wisconsin-Parkside 8, Northwood 3
 St. Mary's 7, Limestone 0
 Bloomfield 1, California Lutheran 0
 Missouri Southern 4, Davis & Elkins 1
 Saginaw Valley State 3, West Florida 2
 IUPU-Indianapolis 6, Wilmington 0
 Kearney State 3, Pacific Lutheran 0
 Oklahoma City 1, Mount Mercy 0
 West Florida 1, Missouri Southern 0
 Bloomfield 4, Wilmington 2
 St. Mary's 6, Pacific Lutheran 3
 Wisconsin-Parkside 4, Mount Mercy 0
 Saginaw Valley State 4, IUPU-Indianapolis 1
 Kearney State 1, Oklahoma City 0
 Wisconsin-Parkside 7, St. Mary's 1
 West Florida 3, Bloomfield 0
 IUPU-Indianapolis 2, Wisconsin-Parkside 1
 West Florida 2, Oklahoma City 1
 Saginaw Valley State 5, Kearney State 3
 West Florida 2, IUPU-Indianapolis 1
 Kearney State 3, West Florida 0
 Saginaw Valley State 3, Kearney State 0 (championship)

1990

West Florida 5, Aquinas (Mich.) 1
 IUPU-Indianapolis 5, Minnesota-Duluth 3



ALL-TIME TOURNAMENT RESULTS

Wisconsin-Parkside 5, Bloomfield (N.J.) 2
 Pacific Lutheran (Wash.) 6, Georgia College 0
 St. Mary's (Texas) 4, Adams State (Colo.) 0
 Kearney State (Neb.) 8, Wilmington (Del.) 0
 Columbia (Mo.) 3, Mount Mercy (Iowa) 1
 Oklahoma City 10, West Virginia Wesleyan 0
 Minnesota-Duluth 3, Aquinas 2
 Bloomfield 5, Georgia College 1
 Adams State 11, Wilmington 7
 Mount Mercy 5, West Virginia Wesleyan 2
 West Florida 2, IUPUI-Indianapolis 0
 Wisconsin-Parkside 1, Pacific Lutheran 0
 Kearney State 5, St. Mary's 1
 Oklahoma City 7, Columbia 4
 Minnesota-Duluth 2, Columbia 1
 St. Mary's 9, Bloomfield 2
 Pacific Lutheran 7, Adams State 3
 Mount Mercy 7, IUPUI-Indianapolis 1
 West Florida 5, Wisconsin-Parkside 2
 Kearney State 1, Oklahoma City 0
 St. Mary's 3, Minnesota-Duluth 1
 Pacific Lutheran 2, Mount Mercy 0
 Wisconsin-Parkside 3, St. Mary's 0
 Pacific Lutheran 3, Oklahoma City 0
 Pacific Lutheran 2, Wisconsin-Parkside 1
 Kearney State 3, West Florida 1
 Pacific Lutheran 3, West Florida 1
 Kearney State 6, Pacific Lutheran 3 (championship)

1991

Siena Heights (Mich.) 6, West Florida 1
 Puget Sound (Wash.) 6, Carson-Newman (Tenn.) 0
 Minnesota-Duluth 2, Emporia State (Kan.) 1
 Wilmington (Del.) 4, Columbia (Mo.) 1
 IUPUI-Indianapolis 4, Centenary (La.) 0
 Kennesaw State (Ga.) 1, St. Mary (Neb.) 0
 Hawaii Loa 6, Tusculum (Tenn.) 0
 St. Mary's (Texas) 8, St. Rose (N.Y.) 0
 West Florida 7, Carson-Newman 5
 Emporia State 2, Columbia 0
 St. Mary 8, Centenary 1
 Tusculum 13, St. Rose 8
 Puget Sound 6, Siena Heights 3
 Minnesota-Duluth 8, Wilmington 3
 Kennesaw State 5, IUPUI-Indianapolis 4 (9 innings)
 Hawaii Loa 8, St. Mary's 1
 West Florida 10, St. Mary's 6
 Emporia State 3, IUPUI-Indianapolis 1
 St. Mary 1, Wilmington 0
 Tusculum 2, Siena Heights 0
 Puget Sound 9, Minnesota-Duluth 6 (8 innings)
 Hawaii Loa 5, Kennesaw State 1
 Emporia State 6, West Florida 1
 St. Mary 8, Tusculum 7
 Hawaii Loa 3, Puget Sound 2
 Emporia State 12, Minnesota-Duluth 3
 Kennesaw State 9, St. Mary 3
 Emporia State 7, Kennesaw State 0
 Puget Sound 1, Emporia State 0 (8 innings)
 Hawaii Loa 6, Puget Sound 1 (championship)

1992

Kennesaw State (Ga.) 10, Georgian Court (N.J.) 0
 Columbia (Mo.) 6, St. Mary's (Texas) 5
 West Florida 8, Milligan (Tenn.) 2
 Huntingdon (Ala.) 5, Shawnee State (Ohio) 0
 Hawaii-Hilo 1, Moorhead State (Minn.) 0
 Pacific (Ore.) 3, Wilmington (Del.) 2
 Pacific Lutheran (Wash.) 13, Jamestown (N.D.) 2
 Jamestown (N.D.) 3, Oklahoma City 1
 Kennesaw State 6, Columbia 0
 Huntingdon 7, West Florida 5
 Hawaii-Hilo 8, Pacific 0
 Pacific Lutheran 13, St. Francis (Ill.) 0
 St. Mary's 10, Georgian Court 1
 Shawnee State 8, Milligan 5
 Moorhead State 6, Wilmington 2
 Oklahoma City 3, St. Francis 1
 St. Mary's 5, Jamestown 3
 Pacific 4, Shawnee State 2
 West Florida 2, Moorhead State 0 (8 innings)
 Oklahoma City 4, Columbia 3
 Huntingdon 4, Kennesaw State 3
 Pacific Lutheran 7, Hawaii-Hilo 5
 St. Mary's 7, Pacific 6
 West Florida 4, Oklahoma City 3
 Pacific Lutheran 6, Huntingdon 1
 Kennesaw State 6, St. Mary's 1
 West Florida 10, Hawaii-Hilo 9
 Kennesaw State 9, West Florida 1
 Kennesaw State 2, Huntingdon 0
 Pacific Lutheran 3, Kennesaw State 2 (championship)

1993

Kennesaw State (Ga.) 2, Columbia (Mo.) 1
 St. Mary's (Texas) 4, William Woods (Mo.) 3
 Hawaii Pacific 2, Georgian Court (N.J.) 0

Mobile (Ala.) 8, Tiffin (Ohio) 0
 Pacific Lutheran (Wash.) 6, Mary (N.D.) 2
 West Florida 5, Wilmington (Del.) 4
 Tusculum (Tenn.) 4, St. Francis (Ill.) 2
 Oklahoma City 8, Moorhead State (Minn.) 6
 William Woods 4, Columbia 2
 Tiffin 5, Georgian Court 3
 Mary 8, Wilmington 6
 St. Francis 7, Moorhead State 1
 Kennesaw State 12, St. Mary's 1
 Hawaii Pacific 9, Mobile 1
 West Florida 2, Pacific Lutheran 0
 Oklahoma City 5, Tusculum 1
 St. Mary's 3, St. Francis 2
 Mobile 4, Mary 3
 Pacific Lutheran 2, Tiffin 1
 William Woods 7, Tusculum 4
 Hawaii Pacific 2, Kennesaw State 1
 West Florida 1, Oklahoma City 0
 Pacific Lutheran 2, William Woods 1
 Mobile 2, St. Mary's 0
 Kennesaw State 8, Pacific Lutheran 1
 Oklahoma City 12, Mobile 3
 West Florida 3, Hawaii Pacific 2
 Oklahoma City 8, Kennesaw State 1
 Oklahoma City 3, Hawaii Pacific 2
 Oklahoma City 10, West Florida 1
 West Florida 4, Oklahoma City 2 (championship)

1994

Grace (Ind.) 2, Kennesaw State (Ga.) 1 (8 innings)
 Belmont (Tenn.) 2, William Woods (Mo.) 1 (14 innings)
 Huntingdon (Ala.) 5, Columbia (Mo.) 0
 Athens State (Ala.) 2, Madonna (Mich.) 0
 Moorhead State (Minn.) 2, Hawaii Pacific 1
 St. Mary's (Texas) 3, Wilmington (Del.) 0
 Pacific Lutheran (Wash.) 1, Dana (Neb.) 0
 Oklahoma City 9, St. Joseph's (Maine) 1 (5 innings)
 Kennesaw State 3, William Woods 2
 Madonna 8, Columbia 6
 Hawaii Pacific 8, Wilmington 0
 Dana 4, St. Joseph's 2
 Grace 8, Belmont 1
 Huntingdon 3, Athens State 0
 St. Mary's 6, Moorhead State 3
 Oklahoma City 3, Pacific Lutheran 2 (9 innings)
 Kennesaw State 4, Pacific Lutheran 1
 Madonna 3, Moorhead State 2
 Athens State 3, Hawaii Pacific 0
 Dana 3, Grace 2
 Huntingdon 3, Belmont 0
 Oklahoma City 10, St. Mary's 2 (5 innings)
 Kennesaw State 4, Madonna 1 (8 innings)
 Athens State 9, Dana 0 (5 innings)
 Kennesaw State 9, Belmont 1
 Athens State 10, St. Mary's 2 (5 innings)
 Oklahoma City 1, Huntingdon 0
 Athens State 6, Kennesaw State 4
 Athens State 4, Huntingdon 0
 Oklahoma City 3, Athens State 1 (championship)

1995

Oklahoma City 8, Columbia (Mo.) 0 (5 innings)
 Simon Fraser (B.C.) 4, McKendree (Ill.) 3
 Mobile (Ala.) 8, Coker (S.C.) 0
 Hastings (Neb.) 1, Shawnee State (Ohio) 0
 Hawaii Pacific 4, Westminster (Pa.) 3 (9 innings)
 Puget Sound (Wash.) 3, West Florida 0
 Southern California College 2, Belmont (Tenn.) 1 (8 innings)
 William Woods (Mo.) 4, Athens State (Ala.) 0
 McKendree (Ill.) 4, Columbia (Mo.) 2
 Shawnee State 4, Coker 0
 West Florida 6, Westminster 1
 Belmont 2, Athens State 1
 Oklahoma City 5, Simon Fraser 2
 Hastings 5, Mobile 4
 Puget Sound 7, Hawaii Pacific 2
 Southern California College 2, William Woods 1 (8 innings)
 McKendree 2, William Woods 1
 Shawnee State 1, Hawaii Pacific 0
 West Florida 4, Mobile 0
 Belmont 3, Simon Fraser 1
 Oklahoma City 9, Hastings 2
 Southern California College 3, Puget Sound 0
 West Florida 2, Belmont 1
 McKendree 4, Shawnee State 3
 McKendree 10, Hastings 9
 Puget Sound 2, West Florida 1
 Oklahoma City 4, Southern California College 0
 Puget Sound 2, McKendree 0
 Puget Sound 4, Southern California College 3
 Oklahoma City 3, Puget Sound 1 (championship)

1996

Oklahoma City 12, Columbia (Mo.) 0 (5 innings)
 St. Francis (Ill.) 6, Athens State (Ala.) 3

Pacific Lutheran (Wash.) 3, Houston Baptist (Texas) 2
 Hawaii Pacific 4, Lee (Tenn.) 0
 Shawnee State (Ohio) 9, St. Joseph's (Maine) 0 (5 innings)
 William Woods (Mo.) 7, Southern Wesleyan (S.C.) 1
 Azusa Pacific (Calif.) 6, Peru State (Neb.) 2
 Webber (Fla.) 3, Mobile (Ala.) 0
 Athens State 5, Columbia 3
 Lee 5, Houston Baptist 4
 St. Joseph's 9, Southern Wesleyan 1 (5 innings)
 Mobile 3, Peru State 2
 Oklahoma City 7, St. Francis 0
 Pacific Lutheran 5, Hawaii Pacific 1
 Shawnee State 8, William Woods 0 (5 innings)
 Azusa Pacific 8, Webber 5
 Mobile 4, St. Francis 3
 Hawaii Pacific 8, St. Joseph's 3
 Lee 1, William Woods 0
 Athens State 2, Webber 1
 Oklahoma City 6, Pacific Lutheran 4
 Shawnee State 7, Azusa Pacific 0
 Athens State 10, Lee 0 (5 innings)
 Hawaii Pacific 5, Mobile 4
 Athens State 4, Pacific Lutheran 2
 Hawaii Pacific 6, Azusa Pacific 5
 Oklahoma City 3, Shawnee State 1
 Hawaii Pacific 4, Athens State 0
 Shawnee State 2, Hawaii Pacific 1
 Shawnee State 1, Oklahoma City 0
 Oklahoma City 9, Shawnee State 1 (championship)

1997

Hawaii Pacific 3, St. Francis (Ill.) 1 (10 innings)
 William Woods (Mo.) 6, Southeastern Oklahoma 1
 Athens State (Ala.) 2, Olivet Nazarene (Ill.) 0
 Pacific Lutheran (Wash.) 4, Houston Baptist (Texas) 2
 Mobile (Ala.) 4, Northwestern 2
 Azusa Pacific (Calif.) 8, Lipscomb (Tenn.) 1
 Shawnee State (Ohio) 3, Oregon Tech 2
 Oklahoma City 8, Georgian Court (N.J.) 0
 Hawaii Pacific 2, William Woods 1 (11 innings)
 Pacific Lutheran 9, Athens State 2
 Mobile 5, Azusa Pacific 2
 Oklahoma City 6, Shawnee State 1
 Pacific Lutheran 6, Hawaii Pacific 2
 Oklahoma City 8, Mobile 0
 Oklahoma City 9, Pacific Lutheran 0
 St. Francis 3, Southeastern Oklahoma 2
 Houston Baptist 6, Olivet Nazarene 3
 Northwestern 4, Lipscomb 3
 Oregon Tech 8, Georgian Court 0 (5 innings)
 William Woods 1, Oregon Tech 0
 Athens State 8, Northwestern 0
 Azusa Pacific 3, Houston Baptist 0
 St. Francis 8, Shawnee State 7
 Athens State 5, William Woods 1
 Azusa Pacific 7, St. Francis 0
 Hawaii Pacific 4, Azusa Pacific 2 (11 innings)
 Athens State 6, Mobile 2
 Athens State 5, Hawaii Pacific 3 (6 innings)
 Athens State 2, Pacific Lutheran 1
 Athens State 3, Oklahoma City 2
 Oklahoma City 12, Athens State 0 (championship)

1998

Oklahoma City 12, Georgian Court (N.J.) 1 (6 innings)
 Athens State (Ala.) 6, Lee (Tenn.) 2
 William Woods (Mo.) 1, Olivet Nazarene (Ill.) 0
 Western Washington 6, Southern California College 5 (8 inn)
 Simon Fraser (B.C.) 4, Bellevue (Neb.) 0
 Shawnee State (Ohio) 4, Lindenwood (Mo.) 1
 Houston Baptist (Texas) 2, Lipscomb (Tenn.) 1
 Mobile (Ala.) 7, McKendree (Ill.) 6
 Lee 3, Georgia Court 2 (8 innings)
 Southern California College 6, Olivet Nazarene 3
 Lindenwood 4, Bellevue 1
 Lipscomb 3, McKendree 0
 Oklahoma City 3, Athens State 0
 Western Washington 4, William Woods 1
 Simon Fraser 2, Shawnee State 0
 Mobile 6, Houston Baptist 0
 Lipscomb 5, Athens State 0
 Lindenwood 5, William Woods 2
 Southern California College 6, Shawnee State 2
 Houston Baptist 7, Lee 3
 Western Washington 4, Oklahoma City 3
 Simon Fraser 8, Mobile 0 (6 innings)
 Southern California College 1, Houston Baptist 0
 Lindenwood 3, Lipscomb 2 (9 innings)
 Oklahoma City 10, Southern California 0 (6 innings)
 Mobile 5, Lindenwood 4
 Western Washington 5, Simon Fraser 2
 Oklahoma City 9, Mobile 1
 Simon Fraser 3, Oklahoma City 2
 Western Washington 5, Simon Fraser 1 (championship)



ALL-TIME TOURNAMENT RESULTS

1999

Simon Fraser (B.C.) 14, Lindenwood (Mo.) 2
 St. Edward's (Texas) 3, Georgia Southwestern 1
 Spring Hill 6, Union (Tenn.) 4 (8 innings)
 Eastern Oregon 8, Olivet Nazarene 2
 Southern California College 5, Columbia 1
 Mobile (Ala.) 8, Nova Southeastern (Fla.) 0 (6 innings)
 McKendree (Ill.) 7, Mary (N.D.) 0
 Oklahoma City 12, St. Joseph's (Maine) 0 (5 innings)
 Lindenwood 10, Georgia Southwestern 4
 Olivet Nazarene 4, Union 3
 Nova Southeastern 4, Columbia 3
 Mary 8, St. Joseph's 0 (5 innings)
 Simon Fraser 4, St. Edward's 1
 Eastern Oregon 2, Spring Hill 0
 Southern California 3, Mobile 1
 Oklahoma City 6, McKendree 3
 St. Edward's 5, Mary 4
 Spring Hill 3, Nova Southeastern 0
 Olivet Nazarene 2, Mobile 0
 McKendree 1, Lindenwood 0
 Simon Fraser 16, Eastern Oregon 1 (5 innings)
 Oklahoma City 5, Southern California 4
 McKendree 2, Olivet Nazarene 0
 Spring Hill 5, St. Edward's 2
 Eastern Oregon 1, McKendree 0
 Spring Hill 4, Southern California 1
 Simon Fraser 3, Oklahoma City 2
 Spring Hill 1, Eastern Oregon 0 (8 innings)
 Oklahoma City 4, Spring Hill 2
 Simon Fraser 7, Oklahoma City 3 (championship)

2000

Simon Fraser (B.C.) 6, Montreat (N.C.) 0
 Lipscomb (Tenn.) 4, Bellevue (Neb.) 1
 Lindenwood (Mo.) 3, Georgian Court (N.J.) 0
 Mary (N.D.) 2, St. Ambrose (Iowa) 1
 Azusa Pacific (Calif.) 3, Athens State (Ala.) 0
 Eastern Oregon 3, Mobile (Ala.) 0
 Walsh (Ohio) 3, Nova Southeastern (Fla.) 2
 Oklahoma City 7, Cornerstone (Ohio) 1
 Bellevue 2, Montreat 1
 St. Ambrose 8, Georgian Court 6
 Athens State 2, Mobile 1
 Nova Southeastern 1, Cornerstone 0
 Simon Fraser 6, Lipscomb 3
 Lindenwood 4, Mary 2
 Eastern Oregon 2, Azusa Pacific 0
 Oklahoma City 7, Walsh 2
 Lipscomb 3, Nova Southeastern 1
 Athens State 10, Mary 6
 Azusa Pacific 4, St. Ambrose 0
 Walsh 5, Bellevue 4
 Simon Fraser 9, Lindenwood 5
 Oklahoma City 10, Eastern Oregon 0
 Azusa Pacific 7, Walsh 0
 Athens State 2, Lipscomb 1
 Azusa Pacific 4, Lindenwood 3
 Athens State 1, Eastern Oregon 0
 Oklahoma City 10, Simon Fraser 2
 Azusa Pacific 1, Athens State 0
 Azusa Pacific 7, Simon Fraser 0
 Oklahoma City 5, Azusa Pacific 1 (championship)

2001

Oklahoma City 3, Shawnee State (Ohio) 0
 Concordia (Ore.) 2, Culver-Stockton (Mo.) 1
 Point Loma Nazarene (Calif.) 8, Aquinas (Mich.) 0
 Mobile (Ala.) 4, St. Xavier (Ill.) 1
 Mary (N.D.) 4, Montreat (N.C.) 3
 Simon Fraser (B.C.) 6, Georgian Court (N.J.) 2
 Athens State (Ala.) 7, Nova Southeastern (Fla.) 0
 Union (Tenn.) 10, Dordt (Iowa) 4
 Shawnee State 1, Culver-Stockton 0
 St. Xavier 3, Aquinas 2 (8 innings)
 Georgian Court 6, Montreat 3
 Nova Southeastern 5, Dordt 3
 Oklahoma City 4, Concordia 3 (9 innings)
 Mobile 3, Point Loma Nazarene 0
 Simon Fraser 5, Mary 4
 Union 3, Athens State 0
 Nova Southeastern 6, Concordia 0
 Point Loma Nazarene 2, Georgian Court 0 (9 innings)
 St. Xavier 1, Mary 0
 Athens State 2, Shawnee State 1
 Oklahoma City 5, Mobile 0
 Simon Fraser 4, Union 0
 Athens State 2, St. Xavier 0
 Point Loma Nazarene 6, Nova Southeastern 0
 Mobile 4, Athens State 3
 Union 4, Point Loma Nazarene 1
 Oklahoma City 3, Simon Fraser 1
 Union 3, Mobile 0
 Simon Fraser 4, Union 0
 Oklahoma City 5, Simon Fraser 3 (championship)

2002

Georgian Court (N.J.) 3, Athens State (Ala.) 2 (10 innings)
 Northwestern (Iowa) 2, Ohio Dominican 0
 Mary (N.D.) 4, Concordia (Mich.) 3
 St. Xavier (Ill.) 4, Mid-Continent (Ky.) 0
 (1) Oklahoma City 9, Georgian Court 0
 (8) Oklahoma Christian 3, (9) Biola (Calif.) 0
 (12) Spring Hill (Ala.) 5, (5) Point Loma Nazarene (Calif.) 1
 (4) Mobile (Ala.) 3, Northwestern (Iowa) 0
 Mary 2, (3) Union (Tenn.) 0
 (11) Houston Baptist (Texas) 1, (6) Columbia (Mo.) 0
 (7) Oklahoma Baptist 5, (10) Nova Southeastern (Fla.) 0
 (2) Simon Fraser (B.C.) 3, St. Xavier (Ill.) 0
 Oklahoma City 3, Oklahoma Christian 1
 Mobile 11, Spring Hill 0
 Mary 5, Houston Baptist 1
 Simon Fraser 3, Oklahoma Baptist 0
 Ohio Dominican 4, Athens State 0
 Point Loma Nazarene 8, Biola 0
 Concordia 4, Mid-Continent 2
 Columbia 7, Nova Southeastern 3
 Union 2, Columbia 0
 St. Xavier 4, Concordia 0
 Point Loma Nazarene 7, Georgian Court 2
 Ohio Dominican 3, Northwestern 1
 Oklahoma Christian 1, Ohio Dominican 0
 Point Loma Nazarene 3, Spring Hill 2
 Houston Baptist 6, St. Xavier 0
 Oklahoma Baptist 1, Union 0 (10 innings)
 Oklahoma City 1, Mobile 0 (12 innings)
 Simon Fraser 5, Mary 2
 Point Loma Nazarene 3, Oklahoma Christian 0
 Oklahoma Baptist 1, Houston Baptist 0
 Point Loma Nazarene 8, Mary 0
 Oklahoma Baptist 4, Mobile 3
 Oklahoma City 4, Simon Fraser 2
 Point Loma Nazarene 5, Oklahoma Baptist 1
 Point Loma Nazarene 3, Simon Fraser 0
 Point Loma Nazarene 1, Oklahoma City 0
 Oklahoma City 2, Point Loma Nazarene 1 (8 innings)
 (championship)

2003

Walsh (Ohio) 4, Marian (Ind.) 1
 Mary (N.D.) 4, Wilmington (Del.) 0
 Midland Lutheran (Neb.) 5, Athens State (Ala.) 2
 Brescia (Ky.) 5, Warner Southern (Fla.) 1
 (8) Olivet Nazarene (Ill.) 5, (9) Oklahoma Baptist 2
 (12) Oklahoma Christian 1, (5) Thomas (Ga.) 0
 (6) Columbia (Mo.) 3, (11) Spring Hill (Ala.) 0
 (10) Oklahoma City 2, (7) Union (Tenn.) 0
 (1) Mobile (Ala.) 6, Walsh 0
 (4) Houston Baptist (Texas) 2, Mary 0
 (3) Point Loma Nazarene (Calif.) 8, Midland Lutheran 0
 (2) Simon Fraser (B.C.) 8, Brescia (Ky.) 0
 Athens State 1, Spring Hill 0
 Union 4, Warner Southern 2
 Olivet Nazarene 1, Mobile 0
 Oklahoma Christian 1, Houston Baptist 0 (12 innings)
 Point Loma Nazarene 4, Columbia 0
 Simon Fraser 2, Oklahoma City 0
 Oklahoma Baptist 8, Marian 1
 Thomas 12, Wilmington 3
 Athens State 5, Walsh 1
 Mary 3, Union 2
 Oklahoma Baptist 6, Midland Lutheran 0
 Tomas 6, Brescia 0
 Mobile 2, Thomas 1
 Oklahoma Baptist 1, Houston Baptist 0
 Mary 3, Columbia 1
 Oklahoma City 7, Athens State 0
 Olivet Nazarene 6, Oklahoma Christian 4
 Simon Fraser 4, Point Loma Nazarene 3
 Mary 6, Oklahoma City 1
 Mobile 2, Oklahoma Baptist 1
 Simon Fraser 5, Olivet Nazarene 0
 Mary 16, Oklahoma Christian 6
 Mobile 4, Point Loma Nazarene 2
 Mobile 5, Mary 2
 Mobile 1, Olivet Nazarene 0
 Mobile 2, Simon Fraser 1
 Simon Fraser 3, Mobile 1 (championship)

2004

St. Mary (Neb.) 4, Cornerstone (Mich.) 2
 St. Xavier (Ill.) 3, Athens State (Ala.) 0
 Webber International (Fla.) 2, Union (Tenn.) 0
 Brescia (Ky.) 6, Rio Grande (Ohio), 2
 (8) Cal Baptist 3, (9) Oklahoma City, 2 (10 innings)
 (1) Thomas (Ga.) 11, St. Mary 0
 (4) Mobile (Ala.) 5, St. Xavier 2
 (5) Houston Baptist (Texas) 1, (12) Lee (Tenn.) 0 (9 innings)
 (11) St. Scholastica (Minn.) 3, (6) Columbia (Mo.) 0
 (3) Science & Arts (Okla.) 3, Webber International 1
 (2) Simon Fraser (B.C.) 5, Brescia 0
 (7) Point Loma Nazarene (Calif.) 21, (10) North Georgia 1
 Thomas 2, Cal Baptist 0

Mobile 8, Houston Baptist 0
 Science & Arts 1, St. Scholastica 0
 Simon Fraser 7, Point Loma Nazarene 3
 Columbia 3, Union 0
 Rio Grande 6, North Georgia 3
 Oklahoma City 7, Cornerstone 0
 Athens State 4, Lee 1
 Columbia 1, St. Mary 0
 Rio Grande 4, St. Xavier 3
 Oklahoma City 5, Webber International 0
 Brescia 1, Athens State 0
 Thomas 2, Mobile 0
 Simon Fraser 9, Science & Arts 3
 Columbia 1, Point Loma Nazarene 0
 Rio Grande 3, St. Scholastica 2
 Oklahoma City 7, Houston Baptist 2
 Cal Baptist 4, Brescia 1
 Columbia 3, Rio Grande 2 (9 innings)
 Oklahoma City 3, Cal Baptist 0
 Simon Fraser 4, Thomas 3
 Mobile 5, Columbia 4
 Oklahoma City 1, Science & Arts 0 (9 innings)
 Oklahoma City 6, Mobile 2
 Thomas 1, Oklahoma City 0
 Thomas 5, Simon Fraser 4
 Thomas 5, Simon Fraser 4 (championship)

2005

Pool A

(1) Thomas (Ga.) def. Virginia-Wise, 3-0
 (8) Oklahoma City def. Martin Methodist (Tenn.), 2-0
 Thomas def. Columbia (Mo.), 4-0
 Oklahoma City def. Virginia-Wise, 10-1
 Columbia def. Martin Methodist 5-0
 Thomas def. Oklahoma City, 4-2
 Martin Methodist def. Virginia-Wise 6-5
 Columbia def. Oklahoma City, 2-1
 Thomas def. Martin Methodist, 5-1
 Columbia def. Virginia-Wise 6-3

Pool B

(2) Houston Baptist (Texas) def. Sioux Falls (S.D.), 7-1
 (7) Science & Arts (Okla.) def. Ohio Dominican, 2-0
 Houston Baptist def. Union (Tenn.), 3-0
 Science & Arts def. Sioux Falls, 9-1
 Union def. Ohio Dominican 5-2
 Houston Baptist def. Science & Arts, 2-1 (8 innings)
 Ohio Dominican def. Sioux Falls 7-1
 Science & Arts def. Union, 2-0
 Houston Baptist def. Ohio Dominican, 6-4
 Sioux Falls def. Union 3-1

Pool C


(3) California Baptist def. Aquinas (Mich.), 3-1
 (6) Point Loma Nazarene (Calif.) def. Mary (N.D.), 8-0
 California Baptist def. North Georgia, 1-0 (10 innings)
 Point Loma Nazarene def. Aquinas, 4-1
 North Georgia def. Mary, 8-0
 California Baptist def. Point Loma Nazarene, 2-0
 Mary def. Aquinas, 8-5
 North Georgia def. Point Loma Nazarene, 3-2 (10 innings)
 California Baptist def. Mary, 11-2
 North Georgia def. Aquinas 8-0

Pool D

(4) Mobile (Ala.) def. William Penn (Iowa), 5-4
 (5) Simon Fraser (B.C.) def. Savannah Art & Design (Ga.), 7-4
 Mobile def. William Woods (Mo.), 5-0
 Simon Fraser def. William Penn, 3-0
 Savannah Art & Design def. William Woods, 2-0
 Simon Fraser def. Mobile, 8-2
 Savannah Art & Design def. William Penn, 5-4
 Simon Fraser def. William Woods 8-3
 Mobile def. Savannah Art & Design, 9-1
 William Penn def. William Woods, 1-0

Double Elimination Bracket

Thomas def. Mobile, 4-2
 California Baptist def. Science & Arts, 1-0 (8 innings)
 North Georgia def. Houston Baptist, 6-4
 Simon Fraser def. Columbia, 5-4
 Mobile def. Science & Arts, 3-2
 Houston Baptist def. Columbia, 2-1
 Thomas def. California Baptist, 5-0
 Simon Fraser def. North Georgia, 6-1
 Mobile def. North Georgia, 2-1 (8 innings)
 California Baptist def. Houston Baptist, 5-2
 Simon Fraser def. Thomas, 8-0
 California Baptist def. Mobile, 6-2
 California Baptist def. Thomas, 10-4
 Simon Fraser def. California Baptist, 7-0 (championship)



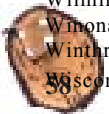
ALL-TIME PARTICIPATION

INSTITUTION (Years Participated)	YEARS	WON	LOST	PCT.	1 ST	2 ND	3 RD	4 TH
Adams State (Colo.) (1990)	1	1	2	.333	0	0	0	0
Allentown (Pa.) (1984)	1	0	2	.000	0	0	0	0
Athens State (Ala.) (1994-95-96-97-98-00-01-02-03-04)	10	29	20	.592	0	2	0	2
Aquinas (Mich.) (1990-01-05)	3	0	8	.000	0	0	0	0
Azusa Pacific (Calif.) (1996-97-00)	3	11	6	.647	0	1	0	0
Beaver (Pa.) (1985)	1	0	2	.000	0	0	0	0
Bellevue (Neb.) (1998-00)	2	1	4	.200	0	0	0	0
Belmont (Tenn.) (1994-95)	2	4	4	.500	0	0	0	0
Biola (Calif.) (2002)	1	0	2	.000	0	0	0	0
Bloomfield (N.J.) (1983-85-89-90)	4	3	8	.272	0	0	0	0
Brescia (Ky.) (2003-04)	2	3	4	.333	0	0	0	0
California Baptist (2004-05)	2	10	4	.714	0	1	0	0
California Lutheran (1988-89)	2	0	4	.000	0	0	0	0
Carson-Newman (Tenn.) (1991)	1	0	2	.000	0	0	0	0
Castleton State (Vt.) (1982-86-87)	3	0	6	.000	0	0	0	0
Centenary (La.) (1991)	1	0	2	.000	0	0	0	0
Central Methodist (Mo.) (1981)	1	1	2	.333	0	0	0	0
Central Wesleyan (S.C.) (1982)	1	0	2	.000	0	0	0	0
Coker (S.C.) (1995)	1	0	2	.000	0	0	0	0
Columbia (Mo.) (1990-91-92-93-94-95-96-99-02-03-04-05)	12	11	25	.305	0	0	0	0
Concordia (Mich.) (2002)	1	1	2	.333	0	0	0	0
Concordia (Ore.) (2001)	1	1	2	.333	0	0	0	0
Concordia (N.Y.) (1984)	1	0	2	.000	0	0	0	0
Concordia-St. Paul (Minn.) (1987)	1	0	2	.000	0	0	0	0
Cornerstone (Ohio) (2000-04)	2	0	4	.000	0	0	0	0
Culver Stockton (Mo.) (2001)	1	0	2	.000	0	0	0	0
Dana (Neb.) (1994)	1	2	2	.500	0	0	0	0
Davis & Elkins (W.Va.) (1984-85-87-88-89)	5	2	10	.167	0	0	0	0
Dordt (Iowa) (2001)	1	0	2	.000	0	0	0	0
Eastern Oregon (1999-00)	2	5	4	.555	0	0	0	1
Emporia State (Kan.) (1981-83-84-91)	4	20	4	.833	2	1	1	0
Erskine (S.C.) (1981)	1	3	2	.600	0	0	0	0
Francis Marion (S.C.) (1986-87-88)	3	9	6	.600	0	1	0	0
Georgia College (1990)	1	0	2	.000	0	0	0	0
Georgia Southwestern (1999)	1	0	2	.000	0	0	0	0
Georgian Court (N.J.) (1988-92-93-97-98-00-01-02)	8	2	16	.111	0	0	0	0
Grace (Ind.) (1994)	1	1	2	.333	0	0	0	0
Greenville (Ill.) (1982)	1	0	2	.000	0	0	0	0
Hastings (Neb.) (1995)	1	2	2	.500	0	0	0	0
Hawaii-Hilo (1992)	1	2	2	.500	0	0	0	0
Hawaii Loa (1991)	1	5	0	1.000	1	0	0	0
Hawaii Pacific (1993-94-95-96-97)	5	13	10	.565	0	0	2	0
Houston Baptist (Texas) (1996-97-98-02-03-04-05)	7	12	13	.480	0	0	0	0
Huntingdon (Ala.) (1992-94)	2	6	4	.600	0	1	0	0
IUPUI-Indianapolis (1983-84-85-86-87-88-89-90-91)	9	21	18	.538	0	0	2	2
Jamestown (N.D.) (1992)	1	1	2	.333	0	0	0	0
Kearney State (Neb.) (1981-82-83-84-85-87-88-89-90)	9	27	14	.659	1	2	0	0
Kennesaw State (Ga.) (1991-92-93-94)	4	15	8	.652	0	1	0	3
Lee (Tenn.) (1996-98-04)	3	3	6	.333	0	0	0	0
Limestone (S.C.) (1989)	1	0	2	.000	0	0	0	0
Lincoln Memorial (Tenn.) (1981-82)	2	2	4	.333	0	0	0	0
Lindenwood (Mo.) (1998-99-00)	3	6	6	.500	0	0	0	0
Lipscomb (Tenn.) (1997-98-00)	3	6	6	.500	0	0	0	0
Loras (Iowa) (1983)	1	5	2	.714	0	0	1	0
Madonna (Mich.) (1994)	1	2	2	.500	0	0	0	0
Marion (Ind.) (2003)	1	0	2	.000	0	0	0	0
Martin Methodist (Tenn.) (2005)	1	1	3	.333	0	0	0	0
Mary (N.D.) (1993-99-00-01-02-03-05)	7	13	14	.481	0	0	0	1
McKendree (Ill.) (1995-98-99)	3	7	6	.538	0	0	0	1
Mesa State (Colo.) (1981-82-83-85)	4	1	8	.111	0	0	0	0
Mid-Continent (Ky.) (2002)	1	0	2	.000	0	0	0	0
Midland Lutheran (Neb.) (2003)	1	1	2	.333	0	0	0	0
Milligan (Tenn.) (1992)	1	0	2	.000	0	0	0	0
Minnesota-Duluth (1988-90-91)	3	8	6	.571	0	1	0	0
Missouri Southern (1985-86-87-89)	4	8	8	.500	0	0	0	1
Missouri Western (1982-83-84)	3	9	4	.692	1	0	0	1
Mobile (Ala.) (1993-95-96-97-98-99-00-01-02-03-04-05)	12	32	25	.561	0	1	0	3
Montreat (N.C.) (2000-01)	2	0	4	.000	0	0	0	0
Moorhead State (Minn.) (1992-93-94)	3	2	6	.250	0	0	0	0
Morningside (Iowa) (1982)	1	1	2	.333	0	0	0	0



ALL-TIME PARTICIPATION

Mount Mercy (Iowa) (1987-89-90)	3	4	6	400	0	0	0	0
North Georgia (2004-05)	2	4	5	444	0	0	0	0
Northeastern State (Okla.) (1984)	1	2	2	500	0	0	0	0
Northwestern (Iowa) (1997-02)	2	2	4	333	0	0	0	0
Northwood (Mich.) (1989)	1	0	3	000	0	0	0	0
Nova Southeastern (Fla.) (1999-00-01-02)	4	4	8	333	0	0	0	0
Ohio Dominican (2002-05)	2	3	5	375	0	0	0	0
Oklahoma Baptist (1982-02-03)	3	10	6	625	0	0	2	0
Oklahoma Christian (2002-03)	2	4	4	500	0	0	0	0
Oklahoma City (1986-87-88-89-90-92-93-94-95-96-97-98-99-00-01-02-03-04-05)	19	75	27	735	7	3	1	2
Olivet Nazarene (Ill.) (1997-98-99-03)	4	5	8	384	0	0	1	0
Oregon Tech (1997)	1	1	2	333	0	0	0	0
Pacific (Ore.) (1983-84-85-92)	4	8	8	500	0	0	1	0
Pacific Lutheran (Wash.) (1986-87-88-89-90-92-93-94-96-97)	11	26	16	619	2	1	0	0
Peru State (Neb.) (1996)	1	0	2	000	0	0	0	0
Pittsburg State (Kan.) (1981-85)	2	6	4	600	0	0	0	1
Point Loma Nazarene (Calif.) (2001-02-03-04-05)	5	16	10	615	0	1	0	0
Puget Sound (Wash.) (1991-95)	2	9	4	692	0	2	0	0
Quincy (Ill.) (1984-85)	2	11	2	846	1	1	0	0
Rio Grande (Ohio) (2004)	1	3	2	600	0	0	0	0
Rockford (Ill.) (1981)	1	0	2	000	0	0	0	0
Saginaw Valley State (Mich.) (1982-85-87-88-89)	5	15	8	652	1	0	1	0
St. Ambrose (Iowa) (2000)	1	1	3	333	0	0	0	0
St. Edward's (Texas) (1999)	1	2	2	500	0	0	0	0
St. Francis (Ill.) (1982-88-92-93-96-97)	6	10	12	454	0	1	0	0
St. Joseph's (Maine) (1994-96-99)	3	1	6	149	0	0	0	0
St. Mary (Neb.) (1986-91-04)	3	5	6	454	0	0	0	0
St. Mary's (Calif.) (1987)	1	1	2	333	0	0	0	0
St. Mary's (Texas) (1982-83-85-86-87-88-89-90-91-92-93-94)	12	29	23	558	1	0	0	1
St. Rose (N.Y.) (1991)	1	0	2	000	0	0	0	0
St. Scholastica (Minn.) (2004)	1	1	2	333	0	0	0	0
St. Xavier (Ill.) (1986-01-02-04)	4	6	8	429	0	0	0	0
Salem (W.Va.) (1981-82)	2	1	4	200	0	0	0	0
Sam Houston State (Texas) (1981)	1	5	1	833	1	0	0	0
Savannah Art & Design (Ga.) (2005)	1	2	2	500	0	0	0	0
Science & Arts (Okla.) (2004-05)	2	5	5	500	0	0	0	0
Shawnee State (Ohio) (1992-95-96-97-98-01)	6	11	12	478	0	1	0	0
Siena Heights (Mich.) (1991)	1	0	2	000	0	0	0	0
Simon Fraser (B.C.) (1995-98-99-00-01-02-03-04-05)	9	37	13	740	3	2	2	0
Sioux Falls (S.D.) (2005)	1	0	1	333	0	0	0	0
Southeastern Oklahoma (1997)	1	0	2	000	0	1	0	0
Southern California College (1995-98-99)	3	8	6	571	0	0	1	0
Southern Maine (1983)	1	1	2	333	0	0	0	0
Southern Utah (1981-84-86)	3	5	6	455	0	0	0	0
Spring Arbor (Mich.) (1986)	1	3	2	600	0	0	0	0
Spring Hill (Ala.) (1999-02-03)	3	6	6	500	0	0	1	0
Tarkio (Mo.) (1988)	1	2	2	500	0	0	0	0
Texas Wesleyan (1984)	1	2	2	500	0	0	0	0
Thomas (Ga.) (2003-04-05)	3	14	5	736	1	0	0	0
Tiffin (Ohio) (1993)	1	1	2	333	0	0	0	0
Tusculum (Tenn.) (1984-85-91-93)	4	4	7	363	0	0	0	0
Union (Tenn.) (1999-01-02-03-04-05)	6	7	13	350	0	0	1	0
Valley City State (N.D.) (1982)	2	2	2	500	0	0	0	0
Virginia -Wise (2005)	1	0	4	000	0	0	0	0
Walsh (Ohio) (2000-03)	2	3	4	750	0	0	0	0
Warner Southern (Fla.) (2003)	1	0	2	000	0	0	0	0
Washburn (Kan.) (1985-86-87-88)	4	10	8	556	0	1	0	0
Wayne State (Neb.) (1981-83-84)	3	6	6	500	0	0	0	0
Webber (Fla.) (1996-04)	2	2	4	333	0	0	0	0
West Florida (1986-87-88-89-90-91-92-93-95)	9	27	17	614	1	0	2	1
West Virginia Wesleyan (1990)	1	0	2	000	0	0	0	0
Western Oregon (1983)	1	1	2	333	0	0	0	0
Western Washington (1998)	1	5	0	100	1	0	0	0
Westminster (Pa.) (1983-95)	2	0	4	000	0	0	0	0
Wheeling (W.Va.) (1986)	1	0	2	000	0	0	0	0
Wiley (Texas) (1981)	1	0	2	000	0	0	0	0
William Penn (Iowa) (2005)	1	1	3	333	0	0	0	0
William Woods (Mo.) (1982-93-94-95-96-97-98-05)	8	9	18	346	0	0	0	0
Wilmington (Del.) (1986-87-88-89-90-91-92-93-94-03)	10	3	20	130	0	0	0	0
Winnona State (Minn.) (1983)	1	1	2	333	0	0	0	0
Wintrop (S.C.) (1983-84-85)	3	8	6	571	0	0	0	1
Wisconsin-Parkside (1981-82-83-84-85-86-89-90)	8	13	16	448	0	0	0	1



NAIA SOFTBALL ALL-TIME ALL-AMERICANS

The following is a list of players (alphabetically, by school) selected to NAIA All-America softball teams since they were first selected in 1983. The numbers following each institution indicate the institution's number of All-Americans followed by the number of different individuals selected to teams. The numbers following each individual indicate first or second team selection.

ATHENS STATE (Ala.) (15/9)

- '92-Lucretia Moore, of (1)
- '93-Melinda Dowlen, 3b (2)
- '93-Melissa Dowlen, 2b (2)
- '94-Melinda Dowlen, 2b (1)
- '94-Kelly Seamons, of (2)
- '95-Shelly Clark, of (1)
- '95-Melinda Dowlen, c (1)
- '95-Melissa Dowlen, if (1)
- '95-Kami Fondersmith, if (1)
- '95-Kisha Frey, p (1)
- '95-Kelly Seamons, if (1)
- '96-Shelly Clark, if (1)
- '96-Leslie Westmoreland, if (1)
- '96-Kami Fondersmith, c (2)
- '97-Janice Alexander, c (2)
- '98-Karen Jose, dp (1)

AVILA (Mo.) (1/1)

- '02-Jinny Chapman, if (2)

AZUSA PACIFIC (Calif.) (6/5)

- '97-Natalie Kirkbride, c (2)
- '00-Amanda Dorow, p (1)
- '00-Lorna Lyttle, of (2)
- '00-Jodi Miller, p (2)
- '01-Amanda Dorow, p (2)
- '03-Rachel Alkire, if (2)

BACONE (Okla.) (3/3)

- '04-Katrina Parham, if (2)
- '05-Megan Melancon, p (2)
- '05-Brandy Hill, if (2)

BELLEVUE (Neb.) (9/6)

- '00-Mandy Duysen, if (1)
- '00-Kelly Secord, dp (1)
- '00-Kari Witherspoon, p (1)
- '00-Shannon Hughes, if (2)
- '02-Lindsey Bredar, if (1)
- '02-Molly Peterson, of (1)
- '03-Molly Peterson, of (1)
- '04-Lindsey Bredar, if (2)
- '05-Lindsey Bredar, if (1)

BELMONT (Tenn.) (5/4)

- '93-Crystal Nelson, of (2)
- '93-Sherri Wright, p (2)
- '94-Sherri Wright, p (2)
- '95-April Faircloth, p (1)
- '95-Kim Stanfill, c (2)

BETHANY (Kan.) (1/1)

- '93-Sherry Emig, c (2)

BETHEL (Ind.) (3/3)

- '96-Jennifer Howell, if (2)
- '99-April Allison, if (1)
- '99-Megan Daly, c (2)

BIOLA (Calif.) (4/4)

- '01-Jessica Logsdon, p (2)
- '02-Joanna Gray, of (1)
- '02-Crystal Roberts, if (2)
- '05-Stacey duncan, of (2)

BRIAR CLIFF (Iowa) (1/1)

- '99-Angie Kristensen, of (2)

CALIFORNIA BAPTIST (4/4)

- '05-Candice Thomas, at-large (1)
- '05-Amanda Xavier, at-large (1)
- '05-Kristen Hernandez, if (2)
- '05-Tami Trujillo, ut (2)

CALIFORNIA LUTHERAN (6/6)

- '86-Michelle McClaslin, if (2)
- '87-Becky Wolfe, if (2)
- '89-DeeAndra Pikington, utl (1)
- '90-Kim White, utl (2)
- '91-Brenda Frafjord, of (2)
- '96-Diane Stark, if (2)

CARSON-NEWMAN (Tenn.) (7/4)

- '89-Carol Zachary, dp (1)
- '90-Carol Zachary, dp (2)
- '91-Carol Zachary, p (1)
- '92-Samantha Hatcher, if (1)
- '92-Brandi Hardin, if (2)
- '93-Samantha Hatcher, ss (1)
- '93-Lindi Bordine, 1b (2)

CEDARVILLE (Ohio) (1/1)

- '90-Denise DeWalt, ss (2)

CENTRAL METHODIST (Mo.) (1/1)

- '01-Lynne Biggs, c (2)

CENTRAL STATE (Okla.) (7/4)

- '83-Tammy Parker, if (2)
- '83-Pam Poddlec, p (2)
- '85-Gladys Griffin, p (1)
- '85-Rhonda Lawson, c (1)
- '86-Gladys Griffin, p (1)
- '87-Gladys Griffin, p (2)
- '88-Gladys Griffin, p (1)

COKER (S.C.) (3/3)

- '93-Liz Clack, p (2)
- '95-Staci Albright, c (2)
- '95-Nikki Naxon, of (2)

COLUMBIA (Mo.) (26/16)

- '87-Laura Small, c (2)
- '88-Laura Small, c (2)
- '89-Wendy Mertz, p (2)
- '89-Laura Small, c (2)
- '90-Wendy Spratt, ss (1)
- '90-Laura Williams, of (2)
- '91-Audrey Montooth, if (1)
- '91-Tammie Shemenski, p (2)
- '92-Tammie Shemenski, p (2)
- '92-Julie Wyrick, c (2)
- '96-Jennifer Kamp, if (2)
- '98-Judy Lochman, if (2)
- '99-Jennifer Kamp, if (1)
- '99-Natalie Buitinik, p (2)
- '00-Natalie Buitinik, p (2)
- '00-Tara Gaines, if (2)
- '01-Kristina Jones, ss (2)
- '01-Amy Seipp, utl (2)
- '02-Jayne Miller, p (1)
- '03-Jayne Miller, p (1)
- '03-Monica Mueller, p (2)
- '03-Amy Seipp, c (2)
- '04-Monica Mueller, p (1)
- '04-Amy Seipp, c (1)
- '05-Monica Mueller, p (1)
- '05-Lindsey Williams, of (2)

CONCORDIA (Mich.) (1/1)

- '02-Robin Santiago, c (1)

CONCORDIA (Neb.) (3/2)

- '84-Penny Jacobsen, c (2)
- '85-Penny Jacobsen, c (2)
- '02-Celine Lassaigne, utl (2)

CONCORDIA-ST. PAUL (Minn.) (1/1)

- '91-Carrie Rindal, c (1)

CORNERSTONE (Mich.) (3/1)

- '00-Tarah Brown, p (2)
- '01-Tarah Brown, p (1)
- '02-Tarah Brown, p (2)

CULVER-STOCKTON (Mo.) (3/2)

- '93-April Stary, of (1)
- '94-April Stary, of (1)
- '01-Jessica Leenerts, p (1)

DANA (Neb.) (3/3)

- '90-Nicki Brownell, c (2)
- '99-Sarah Graham, dp (1)
- '99-Jessi Thomsen, c (2)

DEFIANCE (Ohio) (1/1)

- '85-Linda Lauth, of (2)

DORDT (Iowa) (1/1)

- '01-Darci Bouma, of (2)

EASTERN OREGON (6/5)

- '99-Robin Lisak, p (2)
- '00-Nicole Christian, if (1)
- '00-Robin Lisak, p (1)
- '00-Crissie Bacon, c (2)
- '00-Leslie Ogawa, of (2)
- '05-Vanessa Shelton, of (1)

EDGEWOOD (Wis.) (1/1)

- '94-Kristin Elliott, 1b (2)

EMPORIA STATE (Kan.) (11/8)

- '83-Rhonda Clarke, p (1)
- '83-Tammy Hoffman, c (2)
- '83-April Nelson, if (2)
- '84-Rhonda Clarke, p (1)
- '84-Tammy Hoffman, c (1)
- '84-Christie Knight, of (2)
- '87-Cheryl Giblin, dh (1)
- '90-Stacey Slavens, p (2)
- '91-Jeri Brummett, p (1)
- '91-Stacey Slavens, p (1)
- '91-Diane Johnson, c (2)

EVANGEL (Mo.) (3/2)

- '99-Summer Kimble, if (2)
- '01-Summer Kimble, if (1)
- '05-Jami Potter, at-large (2)

FAULKNER (Ala.) (3/2)

- '96-Nicole Fownes, p (1)
- '97-Nicole Fownes, p (2)
- '05-Brittney Barber, of (2)

FINDLAY (Ohio) (1/1)

- '88-Samantha Bradburn, dp (1)

FORT HAYS STATE (Kan.) (1/1)

- '84-Laurie Wright, of (1)

FRANCIS MARION (S.C.) (12/4)

- '84-Deanna Freeman, p (2)
- '85-Rendy Yates, c (2)
- '86-Kim Booker, of (1)
- '86-Kristi Anderson, c (2)
- '87-Kristi Anderson, c (1)
- '87-Kim Booker, of (1)
- '87-Rendy Yates, utl (2)
- '88-Kristi Anderson, c (1)
- '88-Kim Booker, of (1)
- '88-Rendy Yates, utl (1)
- '89-Kristi Anderson, c (1)
- '89-Kim Booker, dp (2)

FRIENDS (Kan.) (3/3)

- '86-Stacy Blankenship, if (2)
- '92-Stacy Shobe, of (2)
- '94-Staci Lord, of (2)

GEORGIA SOUTHWESTERN (6/5)

- '98-Jessie Garrett, c/of (2)
- '98-Shannon Green, p (2)
- '99-Mindi Leiter, p (1)
- '99-Shannon Green, p (2)
- '99-Jessica Tucker, of (2)
- '02-Kristan Arnold, utl (1)

GEORGIAN COURT (N.J.) (5/4)

- '92-Margie Egrie, p (2)
- '93-Stacey Matcuk, p (2)
- '95-Jodi Solana, utl (2)
- '01-Lauren Anderson, p (2)
- '02-Lauren Anderson, p (1)

GRACE (Ind.) (1/1)

- '94-Heather Everhart, p (2)

GRAND VIEW (Iowa) (1/1)

- '85-Karie Linn, p (2)

HASTINGS (Neb.) (1/1)

- '96-Becky Cunningham, of (2)

HAWAII-HILO (3/3)

- '92-Tracie Lagrimas, p (1)
- '92-Ryneee Rodrigues, utl (2)
- '92-Melvena Starkey, if (2)

HAWAII LOA (1/1)

- '91-Shannon Akau, p (1)

HAWAII PACIFIC (13/9)

- '88-Karen Masuda, of (2)
- '93-Lisa Shandy, p (1)
- '93-Nanea Cambra, of (2)
- '94-Shannon Akau, p (1)
- '94-Nanea Cambra, of (2)
- '95-Lisa Shandy, utl (1)
- '95-Crystal Chun, if (2)
- '95-Felisa Pascua, if (2)
- '96-Felisa Pascua, if (1)
- '96-Michele Ringor, of (1)
- '96-Lynette Williams, if (1)
- '97-Michele Ringor, of (1)
- '97-Susie Schoales, p (1)

HILLSDALE (Mich.) (1/1)

- '89-Renae Schaffner, p (2)

HOUSTON BAPTIST (Texas) (17/11)

- '95-Jennifer Elias, p (2)
- '96-Cindy Connell, of (1)
- '97-Jennifer Elias, p (2)
- '99-Kathy Spies, c (1)
- '00-Kathy Spies, c (1)
- '00-Loralyn Hinze, if (2)
- '00-Christine Phillips, of (2)
- '01-Christine Phillips, of (1)
- '02-Erin Bolton, p (2)
- '02-Charity Rychlik, if (2)
- '03-Rachel Werner, p (1)
- '03-Laura Hess, p (2)
- '04-Laura Hess, p (1)
- '04-Rachel Werner, p (2)
- '04-Cheri Wood, dp (2)
- '05-Rachel Werner, p (1)
- '05-Morgan Anderson, c (2)



NAIA SOFTBALL ALL-TIME ALL-AMERICANS

HUNTINGDON (Ala.) (8/4)

'89-Selena Ruffner, of (2)
'91-Debbie Sonnenberg, p (2)
'92-Debbie Sonnenberg, p (1)
'92-Les Studeman, if (2)
'93-Debbie Sonnenberg, p (1)
'94-Debbie Sonnenberg, p (1)
'94-Vann Studeman, utl (2)
'94-Lissa Walker, utl (2)

IUPUI-INDIANAPOLIS (20/13)

'83-Sue Baas, utl (1)
'83-Judy Cummings, of (1)
'83-Chris Nichols, if (1)
'83-Trudy Bernath, p (2)
'84-Judy Cummings, of (1)
'85-Chris Nichols, if (2)
'86-Leisha Kowsky, if (2)
'86-Glenna Massey, of (2)
'86-Cindy Reese, of (2)
'87-Kathy Otis, utl (1)
'87-Vicki Levensky, if (2)
'87-Cindy Reese, if (2)
'88-Sheryl Burris, p (1)
'88-Vicki Levensky, if (1)
'88-Cindy Reese, if (1)
'90-Wendy Castor, of (2)
'91-Wendy Castor, of (1)
'91-Jamie Vogel, dp (1)
'91-Muffy Murphy, if (2)
'92-Muffy Murphy, if (2)

INDIANA WESLEYAN (2/2)

'99-Jean Doebring, utl (2)
'05-Britney Froedge, if (2)

KANSAS WESLEYAN (2/2)

'91-Terri Clark, if (2)
'93-Michelle Villaire, of (2)

KEARNEY STATE (Neb.) (8/5)

'83-Kathy Nelson, if (1)
'84-Brenda Gonnerman, if (1)
'84-Kathy Nelson, if (2)
'87-Phyllis DeBuhr, p (1)
'88-Michelle Cuddeford, if (1)
'88-Phyllis DeBuhr, p (1)
'89-Susan Johnson, p (1)
'90-Susan Johnson, p (1)

KENNESAW STATE (Ga.) (11/8)

'92-Leah Crawford, if (1)
'92-Laura Munson, of (1)
'92-Kelly McDuffie, of (2)
'93-Kelly McDuffie, of (1)
'93-Laura Munson, of (1)
'93-Tonya Carlisle, if (2)
'94-Tracey Britt, of (1)
'94-Colleen Thorburn, c (1)
'94-Tonya Carlisle, 3b (2)
'94-Jackie Hall, p (2)
'94-Kelly Rafter, p (2)

LAMBUTH (Tenn.) (2/2)

'98-Tonika Carter, of (2)
'98-Leslie Christopher, c (2)

LANDER (S.C.) (6/3)

'85-Kim Harper, of (1)
'86-Kim Harper, of (1)
'87-Kim Harper, of (1)
'90-Kristie Weed, of (1)
'91-Kristie Weed, of (1)
'92-Ann Harbin, if (1)

LEE (Tenn.) (3/3)

'96-Shannon Stanley, utl (2)
'98-Leslie Christopher, c (2)
'05-Kelly Golden, if (2)

LIMESTONE (S.C.) (4/3)

'89-Shayna Ferguson, c (2)
'96-Teresa Horney, c (1)
'98-Andrea Hatcher, of (1)
'98-Teresa Horney, c (1)

LINDENWOOD (Mo.) (7/6)

'94-Kris Tebbe, 1b (1)
'98-Kelly Austene, if (1)
'98-Karen Peer, of (1)
'99-Kelly Austene, if (1)
'99-Sallie Henry, p (2)
'00-Michelle Patrico, of (1)
'00-Dawn Cameron, p (2)

LINFIELD (Ore.) (1/1)

'97-Katie Harding, if (2)

LIPSCOMB (Tenn.) (4/3)

'98-Kelli Dobbins, if (1)
'98-Jamie Gleaves, if (2)
'99-Kelli Dobbins, if (2)
'99-Erin Hall, p (2)

LORAS (Iowa) (2/2)

'83-Ann Huinker, c (1)
'83-Sheryl Vrba, p (1)

MARTIN METHODIST (Tenn.) (1/1)

'05-Karen Hargrove, if (2)

MARY (N.D.) (7/7)

'95-Tracy Scott, of (2)
'96-Hope Ruiz, if (1)
'99-Katey Aston, of (1)
'00-Tracy Riddle, p (1)
'00-Bridgit Tollefaud, c (2)
'01-Tanya Guzman, c (2)
'04-Nichole Seaver, of (1)

MCKENDREE (Ill.) (2/2)

'98-Jessica Augestine, of (1)
'01-Kate Walsh, of (2)

MESA STATE (Colo.) (6/5)

'83-Michelle Benway, p (2)
'83-Patti Scott, c (2)
'84-Sheila Jansen, of (1)
'84-Laura Semple, if (2)
'85-Debbie Duffek, if (1)
'85-Sheila Jansen, of (1)

MIDLAND LUTHERAN (Neb.) (2/2)

'04-Traci Bode, if (1)
'04-Janelle Sager, c (2)

MINNESOTA-DULUTH (1/1)

'90-Patty Becker, 2b (1)

MISSOURI BAPTIST (1/1)

'86-Nancy Albera, c (2)

MISSOURI SOUTHERN (9/7)

'85-Lana Baysinger, p (2)
'86-Renee Livell, if (1)
'86-Lana Baysinger, p (2)
'86-Kim House, if (2)
'87-Kim House, if (1)
'87-Angie Murphy, of (2)
'87-Christi Tidman, p (2)
'88-Pam Mayfield, if (2)
'89-Jennifer Burken, of (1)

MISSOURI WESTERN (8/5)

'83-Cheri Kempf, of (1)
'83-Julie Sherwood, if (1)
'83-Kim Palmer, of (2)
'84-Cheri Kempf, p (1)
'84-Deena Murphy, if (1)
'85-Deena Murphy, if (1)
'85-Kim Palmer, of (1)
'87-Rhonda Lee, of (2)

MOBILE (Ala.) (35/25)

'90-Charleste Vaughn, if (2)
'91-Tonya Smith, c (2)
'92-Ivy Dashkin, p (1)
'93-Jennifer Hilliard, p (1)
'93-Charleste Vaughn, ss (1)
'94-Terri Chavis, of (2)
'94-Katie Mahoney, c (2)
'95-Katie Mahoney, c (2)
'96-Coby Owens, of (1)
'96-Terri McCormick, of (2)
'96-Melissa Thomas, if (2)
'97-Terri McCormick, of (1)
'97-Nikki Wilson, p (1)
'97-Sunny Russ, if (2)
'97-Belinda Stein, if (2)
'98-Nikki Wilson, p (1)
'98-Tiffany Genola, if (2)
'99-Summer Powell, p (1)
'99-Sunny Russ, c (1)
'99-Ronda Richardson, p (2)
'01-Erin Hostrander, of (2)
'02-Tiffany Genola, if (1)
'03-Melissa Passley, p (1)
'03-Maria Soto, if (1)
'03-Kirby Baxter, p (2)
'03-Denisse Fuenmayor, ss (2)
'04-Kirby Baxter, p (1)
'04-Denisse Fuenmayor, if (1)
'04-Meredith Tanner, c (1)
'04-Brenda Box, of (2)
'05-Mayret Perez, if (1)
'05-Linen Jones, (2)
'05-Evelyne Pare, of (2)
'05-Kirby Baxter, at-large (2)
'05-Meredith Tanner, c (2)

MORNINGSIDE (Iowa) (1/1)

'83-Zena Junck, c (1)

MOUNT MERCY (Iowa) (8/7)

'85-Ann Lammers, if (1)
'86-LuAnn Campbell, p (2)
'89-Mary Goad, if (2)
'89-Sherry Zieser, if (2)
'90-Kim Hutchins, c (1)
'91-Kim Hutchins, c (1)
'92-Sonya Perry, p (2)
'93-Jill Lammers, c (1)

MOUNT VERNON NAZARENE

(Ohio) (2/1)

'93-Lori Brown, ss (2)
'94-Lori Brown, ss (2)

NATIONAL-LOUIS (Ill.) (3/3)

'88-Karen Bouchard, dp (2)
'92-Laurie Stanley, c (1)
'92-Joan Russo, of (2)

NORTH FLORIDA (1/1)

'92-Suzi Ponder, of (1)

NORTH GEORGIA (4/3)

'99-Kara Winkler, of (1)
'01-Melissa Johnson, if (2)
'04-Beth Willis, p (2)
'05-Beth Willis, p (2)

NORTHWESTERN (Iowa) (4/3)

'84-Sherri Robinson, of (2)
'88-Wendy Herzberg, utl (2)
'96-Melanie Mason, utl (1)
'97-Melanie Mason, if (2)

NOVA SOUTHEASTERN (Fla.) (5/4)

'99-Shannon Sawyer, if (1)
'99-Jennifer Ridenoure, p (2)
'00-Cheryl Bond, c (1)
'01-Cheryl Bond, c (1)
'01-Stephanie Schaefer, if (2)

OHIO DOMINICAN (1/1)

'05-Tabitha Furlong, if (1)

OKLAHOMA BAPTIST (5/4)

'88-Pam Fink, if (2)
'96-Shannon Sandberg, if (2)
'02-Kena Freeman, p (2)
'03-Kena Freeman, p (1)
'03-Katy Thurber, if (2)

OKLAHOMA CHRISTIAN (9/7)

'98-Rebecca Robinett, if (2)
'98-Amy Vanderpool, of (2)
'00-Amy Vanderpool, of (1)
'00-Leah Carrell, p (2)
'01-Leah Carrell, p (1)
'01-Amy Truesdell, of (2)
'02-Amber Mosher, p (2)
'03-Shawna Lenz, of (1)
'05-Lindsey Lawson, dp (2)

OKLAHOMA CITY (56/31)

'86-Tina Gailey, p (1)
'86-Lori Ryan, if (1)
'87-Tina Gailey, p (1)
'87-Stephanie Teehee, p (1)
'87-Toni Williams, of (1)
'87-Teresa Jaramillo, of (2)
'88-Andrea Drake, p (2)
'88-Stephanie Teehee, p (2)
'89-Andrea Drake, p (2)
'89-Jana Ivy, if (2)
'90-Andrea Drake, p (1)
'90-Sharon Chen, p (2)
'91-Cathy Hayes, of (1)
'91-Andrea Drake, p (2)
'93-Tracey Mosley, 3b (1)
'94-Tammy Braithwaite, p (1)
'94-Sue Fairhust, utl (1)
'94-Tracey Mosley, 3b (1)
'94-Jenifer Wells, c (1)
'94-Kim Wilson, ss (1)
'95-Tammy Braithwaite, p (1)
'95-Kelly McKellar, of (1)
'95-Tracey Mosley, if (1)
'95-Jenifer Wells, c (1)
'95-Moose Tyler, if (2)
'96-Tina Holmes, dp (1)
'96-Dolly Johnson, p (1)
'96-Jenifer Wells, c (1)
'96-Mitzi Groves, p (2)
'96-Leslie Hudson, if (2)
'97-Dolly Johnson, p (1)
'97-Christie Liu, if (1)
'97-Bobbi Towers, c (1)
'97-Cindy Yan, if (1)
'98-Christie Liu, if (1)
'98-Bobbi Towers, c (1)
'98-Cindy Yan, if (1)
'99-Dolly Johnson, p (1)
'99-Christie Liu, if (1)
'99-Cindy Yan, if (1)
'00-Christie Liu, if (1)
'00-Sonia Ortiz, p (1)
'00-Lindsey Voss, p (2)
'01-Alexandra Boily, p (1)
'01-Lindsey Voss, p (1)
'01-Stephanie Grange, dp (2)
'02-Alexandra Boily, p (1)
'02-Paula Garman, if (1)
'02-Stephanie Grange, dp (1)
'02-Lindsey Voss, p (1)
'03-Jill Vaughn, c (1)
'03-Jessica Oleson, if (2)
'04-Lelys Gomez, if (1)
'04-Jill Vaughn, c (2)
'05-Cat Calvert, p (1)
'05-Jil Vaughn, if (1)

OLIVET NAZARENE (Ill.) (9/7)

'97-Corrie Allen, p (2)



NAIA SOFTBALL ALL-TIME ALL-AMERICANS

'98-Corrie Allen, p/of (1)
'99-Corrie Allen, p (1)
'00-Erin Mooreland, dp (2)
'03-Amanda Jensen, if (1)
'03-Lauren Gidcumb, if (2)
'04-Alicia Hammel, if (1)
'04-Cassandra Berger, of (2)
'04-Kylie Fenter, if (2)

OREGON TECH (8/6)

'97-Torrie Phillippi, if (1)
'98-Megan Mills, p (1)
'98-Brenda Ruppel, utl (1)
'98-Torrie Phillippi, if (2)
'00-Meagan Webber, utl (1)
'01-Meagan Webber, of (1)
'01-Lindsey Schneider, if (2)
'04-Amanda Doherty, if (2)

PACIFIC (Ore.) (10/9)

'86-Johanna Vaandering, c (1)
'87-Johanna Vaandering, c (1)
'88-Brandi Gill, of (2)
'91-Kelly Jenkins, if (2)
'92-Leah Gatter, of (2)
'93-Kim Warner, c (1)
'93-Amy Dawson, p (2)
'95-Janel Fischer, if (2)
'95-Megan Haug, of (2)
'98-Vallie Wells, if (2)

PACIFIC LUTHERAN (Wash.) (24/19)

'87-Karen Kvale, if (2)
'88-Karen Stout, c (1)
'89-Chrissy Alton, of (1)
'89-Holly Alonzo, p (2)
'90-Brenda Dobbelaar, ss (1)
'90-Jeanine Gardner, dp (1)
'91-Leta Baysinger, dp (1)
'91-Brenda Dobbelaar, if (1)
'91-Jeanine Gardner, if (2)
'91-Debbie Hoddevik, of (2)
'92-Keri Allen, if (1)
'92-Leta Baysinger, of (1)
'93-Andrea Farquhar, 1b (1)
'93-Becky Hoddevik, p (1)
'94-Jennifer Swanson, 2b (1)
'95-Andrea Farquhar, if (1)
'95-Jenn McGee, of (2)
'96-Janelle Gunter, p (1)
'96-Jenny Kindle, dp (2)
'97-Sheree Deskin, of (1)
'97-Janelle Gunter, p (2)
'97-Lisa Treadwell, if (2)
'98-Sheree Deskin, of (2)
'98-Mandy Flores, if (2)

PERU STATE (Neb.) (2/2)

'89-Elaine Ferin, if (1)
'91-Kristi Deleeuw, utl (2)

PITTSBURG STATE (Kan.) (4/3)

'84-Kim Perkins, c (1)
'84-Carole Chaney, if (2)
'85-Carole Chaney, if (1)
'88-Jennifer Harris, of (1)

POINT LOMA NAZARENE (Calif.) (15/9)

'01-Cheryl Bolding, if (1)
'01-Leslie Ludlow, p/1b (1)
'01-Jessica Rapoza, utl (1)
'02-Cheryl Bolding, if (1)
'02-Miranda van der Voort, p (1)
'02-Autumn Yanez, c (2)
'02-Jessica Rapoza, if (2)
'02-Leslie Ludlow, p (2)
'03-Cheryl Bolding, if (1)
'03-Leslie Ludlow, p (1)
'03-Amy Nanson, of (2)

'03-Miranda van der Voort, p (2)
'04-Kally Kalish, p (2)
'04-Alexis Powell, of (2)
'05-Katie McColeman, at-large (2)

PUGET SOUND (Wash.) (7/5)

'90-Patty Smith, p (2)
'92-Melody Stanley, utl (1)
'95-Heather Paulsen, if (1)
'95-Dani Bisel, p (2)
'96-Heather Paulsen, if (1)
'97-Heather Paulsen, if (1)
'99-Erin Peterson, utl (1)

QUINCY (Ill.) (6/3)

'83-Amy Miller, p (1)
'83-Sherrie Matthews, if (2)
'84-Amy Miller, p (1)
'84-Patty Harris, of (2)
'85-Patty Harris, of (1)
'85-Sherrie Matthews, if (2)

SAGINAW VALLEY (Mich.) (2/2)

'89-Julie Bydalek, p (2)
'89-Mary Murphy, of (2)

ST. AMBROSE (Iowa) (4/4)

'83-Penny Draper, of (2)
'89-Robin Becker, if (2)
'00-Jenny Desmet, of (2)
'01-Casey Thompson, if (1)

ST. FRANCIS (Ill.) (10/10)

'87-Diana Matz, c (2)
'91-Lori Bayless, of (1)
'92-Lisa Lukach, utl (2)
'93-Sandy O'Rourke, 1b (1)
'96-Ali Franzen, p (2)
'96-Angela Roe, if (2)
'97-Janet Abramic, if (1)
'99-Tina Cline, if (2)
'99-Lisa Pauley, if (2)
'05-Jaci Warner, at-large (2)

ST. GREGORY'S (Okla.) (4/3)

'01-Jackie Black, of (1)
'02-Jamie McCoy, c (2)
'03-Jamie McCoy, c (1)
'03-Jolene Martin, if (2)

ST. JOSEPH'S (Maine) (1/1)

'92-Dani Waterman, p (2)

ST. MARY (Neb.) (5/4)

'91-Patty Stodola, p (2)
'96-Angie Case, if (2)
'97-Angie Case, if (1)
'00-Chrysal Briley, if (2)
'04-Alissa Magistretti, of (1)

ST. MARY'S (Calif.) (1/1)

'86-Claire Lammerding, dh (2)

ST. MARY'S (Texas) (20/10)

'83-Terri Nunez, if (2)
'85-Leticia Morales, p (1)
'86-Mary Kalinel, of (1)
'86-Leticia Morales, p (2)
'87-Donna Eckert, of (1)
'87-Adrian Jonietz, dh (2)
'88-Adrian Jonietz, if (2)
'88-Jennifer Zapalac, of (2)
'89-Adrian Jonietz, if (1)
'89-Jennifer Zapalac, of (1)
'90-Jennifer Zapalac, of (2)
'91-Lana Rutledge, if (1)
'91-Monique Fluellen, p (2)
'91-Jennifer Zapalac, of (2)
'92-Monique Fluellen, dp (1)
'93-Monique Fluellen, utl (1)
'93-Aimee Silva, of (1)
'94-Monique Fluellen, utl (1)

'94-Aimee Silva, of (1)
'95-Sue Urbanovsky, if (2)

ST. SCHOLASTICA (Minn.) (1/1)

'04-Laura Heise, p (1)

ST. THOMAS (Fla.) (2/2)

'00-Lori Belke, of (1)
'02-Mindi Harris, c (1)

ST. XAVIER (Ill.) (9/7)

'87-Georgia McGure, if (1)
'87-Carolyn Tovey, of (2)
'88-Georgia McGuire, if (1)
'90-Sue Daeschler, of (1)
'90-Rochelle Maly, utl (1)
'91-Rochelle Maly, utl (1)
'93-Lynne DiGrazia, of (2)
'98-Kristina Dugan, of (1)
'03-Tara Hollar, of (2)

SCHREINER (Texas) (1/1)

'97-Jennifer Von Gonten, dp (1)

SCIENCE & ARTS (Okla.) (3/2)

'04-Dana Askins, utl (1)
'04-Jamie Pendley, p (2)
'05-Dana Askins, at-large (1)

SHAWNEE STATE (Ohio) (13/8)

'94-Kim White, utl (1)
'95-Renee Walls, of (1)
'95-Kim White, utl (1)
'96-Brandi Rose, of (1)
'96-Kim White, p (1)
'96-Tiffany Shanks-Moore (2)
'97-Kari Koehn, c (1)
'97-Missy Lawson, if (1)
'97-Kim White, utl (1)
'98-Kari Koehn, c (2)
'99-Crystal Pickelsimer, of (1)
'00-Crystal Pickelsimer, of (2)
'01-Brandy Orsborne, if (2)

SIENA HEIGHTS (Mich.) (3/2)

'92-Tanya Dickerson, if (1)
'95-Tanya Dickerson, if (1)
'95-Shannon Bezeau, p (2)

SIMON FRASER (B.C.) (25/16)

'93-Candace Murray, ss (2)
'93-Stephanie Showers, utl (2)
'95-Larisa Burns, if (2)
'98-Kathy Iggulden, p (1)
'99-Kathy Iggulden, p (1)
'99-Tina Papatolis, if (1)
'99-Sasha Olson, of (2)
'00-Juli Bodenbender, of (1)
'00-Kathy Iggulden, p (1)
'00-Angela Lichty, if (1)
'01-Angela Lichty, if (2)
'01-Shannon Rossiter, 3b (2)
'02-Shannon Rossiter, if (1)
'02-Cari Irwin, of (2)
'02-Auburn Sigurdson, p (2)
'02-Erin Thomas, p (2)
'03-Shannon Rossiter, if (1)
'03-Auburn Sigurdson, p (1)
'03-Erin Thomas, p (1)
'03-Erin Cumpstone, c (2)
'03-Rachel Schill, of (2)
'04-Cari Irwin, of (1)
'04-Erin Thomas, p (1)
'04-Alexandra Caviglia, 3b (2)
'05-Ashley Lanz, p (1)
'05-Rachel Schill, of (1)

SOUTHEASTERN OKLAHOMA (1/1)

'97-Lori Alexander, if (1)

SOUTHERN UTAH (1/1)

'84-Chris Razmic, c (2)

SOUTHERN WESLEYAN (S.C.) (6/4)

'92-Lisa Pratt, c (1)
'94-Lisa Pratt, c (1)
'95-Lisa Pratt, c (1)
'96-Cicely Sloan, of (1)
'96-Shannon Seigler, p (2)
'04-Natalie Roebuck, of (1)

SOUTHWEST STATE (Minn.) (2/2)

'90-Lynette Zinkula, 1b (2)
'92-Jill Gaetze, of (2)

SPRING ARBOR (Mich.) (4/3)

'87-Lynne Johnson, if (1)
'90-Shelly Milligan, c (2)
'02-Leah Woldyk, dp (2)
'03-Leah Woldyk, dp (1)

SPRING HILL (Ala.) (8/7)

'98-Jennifer Cunningham, p (2)
'99-Jennifer Cunningham, p (1)
'01-Monica DeSilva, if (1)
'01-Susan Rash, of (1)
'02-Courtney Rey, of (2)
'03-Danelle DeLeon, dp (2)
'03-Alison Sellers, of (2)
'04-Dana Kelly, utl (2)

TARKIO (Mo.) (2/1)

'85-DeAnne Sederburg, p (1)
'87-DeAnne Sederburg, p (2)

TEXAS WESLEYAN (1/1)

'99-Stacey Head, if (2)

THOMAS (Ga.) (12/9)

'03-Mariangee Bogado, utl (1)
'03-Stephanie Dixon, ss (2)
'03-Kim Hopkins, utl (2)
'04-Yuruby Alicart, if (1)
'04-Cathy Andrijaszyn, p (1)
'04-Tracy Avery, p (2)
'04-Tania Black, dp (1)
'04-Jennifer Byrd, of (2)
'04-Stephanie Dixon, if (2)
'05-Yuruby Alicart, if (1)
'05-Maribel Riera, of (1)
'05-Cathy Andrijaszyn, at-large (1)

TIFFIN (Ohio) (1/1)

'92-Dana Kuhlman, of (1)

TREVECCA NAZARENE (Tenn.) (1/1)

'96-Brandy Barnett, if (2)
'04-Charli Duff, p (1)

TUSCULUM (Tenn.) (7/5)

'85-Anna Eason, of (2)
'91-Angie Huff, if (1)
'92-Vivian Christopher, dp (2)
'93-Vivian Christopher, dp (2)
'93-Becki Jones, of (2)
'93-Carla Loyd, c (2)
'94-Becki Jones, of (2)

UNION (Tenn.) (14/11)

'97-Emma Hernandez, if (2)
'98-Lynde Capogrecco, p (2)
'99-Chanda Franks, of (1)
'00-Stacy Anderson, if (1)
'00-Rachel Murray, p (1)
'01-Ame Clapsaddle, c (1)
'01-Rachel Murray, p (1)
'01-Jennifer Sabourin, if (1)
'01-Leah Gronberg, p (2)
'02-Rachel Murray, p (1)
'02-Leah Gronberg, p (1)
'03-Leah Gronberg, p (2)
'05-Danielle Pope, if (1)
'05-Holly Haycraft, of (1)



NAIA SOFTBALL ALL-TIME ALL-AMERICANS

URBANA (Ohio) (2/1)

'96-Wendy Nance, c (2)
'98-Wendy Nance, c (2)

VALLEY CITY STATE (N.D.) (1/1)

'83-Brenda Hubrig, of (2)

VANGUARD (Calif.) (8/6)

'95-Shannon O'Rourke, if (2)
'95-Shannon Saylor, p (2)
'98-Jennifer Houston, p (1)
'98-Christina Vega, of (1)
'98-Gretchen Brandt, p (2)
'99-Gina Liebengood, p (2)
'99-Christina Vega, of (2)
'01-Gina Liebengood, p (2)

WALDORF (Iowa) (1/1)

'05-Kacie Martin, dp (1)

WALSH (Ohio) (5/4)

'98-Kelly Green, of (2)
'98-Jennifer Swartz, if (2)
'00-Kami Kessler, c (2)
'02-Shannon Kohl, of (1)
'03-Shannon Kohl, of (1)

WASHBURN (Kan.) (7/4)

'84-Laura Klamm, utl (1)
'85-Laura Klamm, utl (2)
'86-Diana Klamm, utl (1)
'86-Laura Klamm, p (1)
'86-Latisha Yarnell, if (2)
'87-Latisha Yarnell, if (1)
'90-Sherri Spangler, 3b (1)

WAYNE STATE (Neb.) (5/3)

'83-Dee Dee Recic, c (1)
'85-Teresa Durbala, c (1)
'85-Shelle Tomaszewicz, of (2)
'86-Teresa Durbala, c (1)
'86-Shelle Tomaszewicz, of (1)

WEBBER (Fla.) (4/2)

'94-Christy Green, p (1)
'94-Rachel Parker, c (2)
'95-Christy Green, p (1)
'96-Christy Green, p (1)

WEST FLORIDA (24/16)

'87-Lisa Robinson, if (1)
'88-Ena McKenzie, of (1)
'88-Lisa Robinson, if (1)
'88-Missy Cromer, c (2)
'88-Mary Jane Dailey, p (2)
'89-Missy Cromer, c (1)
'89-Bonita Rushing, of (1)
'89-Joann Tobin, p (1)
'89-Beth Johnston, of (2)
'90-Missy Cromer, c (1)
'90-Heather Hansen, p (1)
'90-Bonita Rushing, of (1)
'90-Robyn Eddins, if (2)
'91-Robyn Eddins, if (1)
'91-Missy Dichiaro, if (2)
'91-Misty Haynes, of (2)
'91-Bonita Rushing, of (2)
'92-Adrienne Hauck, if (1)
'92-Cindy Weibert, p (1)
'92-Lynne Benenati, if (2)
'93-Ann Ebinger, p (1)
'93-Misty Haynes, of (1)
'94-Misty Haynes, of (1)
'95-Jill Penderghast, if (2)

WEST VIRGINIA WESLEYAN (1/1)

'91-Paulette Sigal, dp (2)

WESTERN NEW MEXICO (1/1)

'91-Gina Ketchem, of (1)

WESTMAR (Iowa) (1/1)

'83-Dot Loos, of (1)

WHEELING (W.Va.) (1/1)

'86-Peri Ann Powell, dh (1)

WILLIAM CAREY (Ms.) (1/1)

'00-Kacey Lassere, if (2)

WILLIAM WOODS (Mo.) (21/17)

'83-Nan Downey, if (1)
'84-Nan Downey, if (1)
'84-Chris Jernigan, if (2)
'84-Michele Krassinger, p (2)
'85-Nan Downey, if (2)
'86-Cindy Prinster, if (1)
'86-Joy Grimes, if (2)
'92-Cindy Prinster, if (2)
'93-Tammy Duffin, p (1)
'94-Ann Weber, of (1)
'94-Teresa Chiozza, utl (2)
'95-Chris Daily, of (1)
'96-Heather Tang, of (2)
'97-Heather Tang, of (1)
'98-Shelia Kemna, dp (1)
'98-Stephanie McCollum, if (1)
'01-Jessica Hruby, dp (1)
'02-Tara Fiene, of (2)
'03-Tara Fiene, of (1)
'03-Michelle Schaper, if (2)
'05-Ashley Windmiller, c (1)

WILMINGTON (Del.) (10/7)

'89-Ivy Sheehan, if (1)
'89-Lorraine Hunt, if (2)
'90-Cherie Bennett, 3b (2)
'90-Jeannie Guarente, of (2)
'91-Jenny Asbury, if (2)
'92-Renee Leary, utl (1)
'93-Jenny Asbury, 2b (1)
'93-Renee Leary, utl (2)
'94-Jenny Asbury, 2b (2)
'94-Leeanne Herstenberg, ss (2)

WINONA STATE (Minn.) (1/1)

'84-Lynn Cardwell, if (2)

WINTHROP (S.C.) (7/5)

'83-Ronda Cline, if (1)
'83-Melody Witherspoon, if (1)
'84-Paige Nichols, of (1)
'84-Diane Sisley, if (1)
'85-Paige Nichols, utl (1)
'85-Diane Sisley, if (1)
'85-Trudy Taylor, if (2)

WISCONSIN-PARKSIDE (21/15)

'83-Laura Larenzi, of (2)
'83-Jackie Rittmer, utl (2)
'84-Janet Koenig, utl (2)
'84-Michele Martino, p (2)
'84-Jackie Rittmer, of (2)
'85-Janet Broeren, if (2)
'85-Michele Martino, p (2)
'85-Jackie Rittmer, of (2)
'86-Wendy Sackman, if (1)
'86-Janet Koenig, utl (2)
'86-Pat Neder, of (2)
'86-Jackie Rittmer, of (2)
'88-Tracy Burbach, of (1)
'88-Julie Gaestel, if (2)
'88-Michelle Zimmerman, of (2)
'89-Pam Hosp, if (1)
'89-Wendy Sackman, if (1)
'89-Tracy Burbach, of (2)
'90-Tracy Burbach, of (1)
'90-Kim Vanderbush, 1b (1)
'91-Tammy Wright, utl (1)

WISCONSIN-SUPERIOR (1/1)

'88-Debbie Kern, if (2)

WISCONSIN LUTHERAN (1/1)

'92-Renee Kietzmann, if (2)



2006 NAIA SOFTBALL QUALIFICATION PLAN

Total # of schools: 204

denotes the institution sponsors the sport but does not participate in postseason play.

Region I

Cascade Collegiate Conference (6)

Albertson (Idaho)
Concordia (Ore.)
Corban (Ore.)
Eastern Oregon
Oregon Tech
Southern Oregon

Independent (1)

Simon Fraser (B.C.)

Region II

Golden State Athletic Conference (7)

Azusa Pacific (Calif.)
Biola (Calif.)
California Baptist
Concordia (Calif.)
Hope International (Calif.)
Point Loma Nazarene (Calif.)
Vanguard (Calif.)

Independent (7)

Bethany (Calif.)
California State-East Bay
California State-San Marcos
Dominican (Calif.)
Menlo (Calif.)
Patten (Calif.)
Simpson (Calif.)

Region III

Dakota Athletic Conference (6)

Dakota State (S.D.)
Dickinson State (N.D.)
Jamestown (N.D.)
Mayville State (N.D.)
Minot State (N.D.)
Si Tanka (S.D.)
Valley City State (N.D.)

Great Plains Athletic Conference (13)

Briar Cliff (Iowa)
Concordia (Neb.)
Dakota Wesleyan (S.D.)
Dana (Neb.)
Doane (Neb.)
Dordt (Iowa)
Hastings (Neb.)
Midland Lutheran (Neb.)
Morningside (Iowa)
Mount Marty (S.D.)
Nebraska Wesleyan
Northwestern (Iowa)
Sioux Falls (S.D.)

Independent (2)

Northland (Wis.)
St. Scholastica (Minn.)

Region IV

Kansas Collegiate Athletic Conference (9)

Bethany (Kan.)
Friends (Kan.)
Kansas Wesleyan
McPherson (Kan.)
Ottawa (Kan.)
Southwestern (Kan.)
St. Mary (Kan.)
Sterling (Kan.)
Tabor (Kan.)

Midlands Collegiate Athletic Conference (9)

Bellevue (Neb.)
Central Christian (Kan.)
Haskell Indian Nations (Kan.)
Newman (Kan.)
Oklahoma Wesleyan
Park (Mo.)
Peru State (Neb.)
St. Mary (Neb.)
York (Neb.)

Region V

American Midwest Conference (8)

Columbia (Mo.)
Hannibal-LaGrange (Mo.)
Harris-Stowe State (Mo.)
Illinois-Springfield
McKendree (Ill.)
Missouri Baptist
William Woods (Mo.)
Williams Baptist (Ark.)

Heart of America Athletic Conference (11)

Avila (Mo.)
Baker (Kan.)
Benedictine (Kan.)
Central Methodist (Mo.)
Culver-Stockton (Mo.)
Evangel (Mo.)
Graceland (Iowa)
Lindenwood (Mo.)
MidAmerica Nazarene (Kan.)
Missouri Valley
William Jewell (Mo.)

Independent (1)

Quincy (Ill.)

Region VI

Red River Conference (8)

Bacone (Okla.)
Houston Baptist (Texas)
Langston (Okla.)
Northwood (Texas)
Southwest (N.M.)
Texas College
Texas Wesleyan
Wiley (Texas)

Sooner Athletic Conference (7)

Northwestern Oklahoma
Oklahoma Baptist
Oklahoma Christian
Oklahoma City
Science & Arts (Okla.)
Southern Nazarene (Okla.)
St. Gregory's (Okla.)

Independent (1)

Rogers State (Okla.)

Region VII

Chicagoland Collegiate Athletic Conference (10)

Calumet-St. Joseph (Ind.)
Cardinal Stritch (Wis.)
Judson (Ill.)
Olivet Nazarene (Ill.)
Purdue North Central (Ind.)
Robert Morris (Ill.)
St. Francis (Ill.)
St. Xavier (Ill.)
Trinity Christian (Ill.)
Trinity International (Ill.)

Midwest Classic Conference (8)

Franciscan (Iowa)
Grand View (Iowa)
Iowa Wesleyan
Mount Mercy (Iowa)
St. Ambrose (Iowa)
Viterbo (Wis.)
Waldorf (Iowa)
William Penn (Iowa)

Region VIII

Mid-Central College Conference (9)

Bethel (Ind.)
Goshen (Ind.)
Grace (Ind.)
Huntington (Ind.)
Indiana Wesleyan
Marian (Ind.)
Spring Arbor (Mich.)
St. Francis (Ind.)
Taylor (Ind.)

Wolverine-Hoosier Athletic Conference (6)

Aquinas (Mich.)
Concordia (Mich.)
Cornerstone (Mich.)
Indiana Tech
Madonna (Mich.)
Siena Heights (Mich.)

Independent (1)

Windsor (Ontario)

Region IX

American Mideast Conference (16)

Carlow (Pa.)
Cedarville (Ohio)
Geneva (Pa.)
Malone (Ohio)
Mount Vernon Nazarene (Ohio)
Notre Dame (Ohio)
Ohio Dominican
Point Park (Pa.)

Rio Grande (Ohio)
St. Vincent (Pa.)
Seton Hill (Pa.)
Shawnee State (Ohio)
Tiffin (Ohio)
Urbana (Ohio)
Ursuline (Ohio)
Walsh (Ohio)

Independent (2)

David N. Myers (Ohio)
Mountain State (W.Va.)

Region X

Independent (4)

Delhi (N.Y.)
Fisher (Mass.)
Lyndon State (Vt.)
St. Joseph (Vt.)

Region XI

Mid-South Conference (6)

Campbellsville (Ky.)
Cumberlands (Ky.)
Georgetown (Ky.)
Lambuth (Tenn.)
Lindsey Wilson (Ky.)
Pikeville (Ky.)

Independent (6)

Cumberland (Tenn.)
Freed-Hardeman (Tenn.)
Kentucky Wesleyan
Martin Methodist (Tenn.)
Trevecca Nazarene (Tenn.)
Union (Tenn.)

Region XII

Appalachian Athletic Conference (9)

Bluefield (Va.)
Brevard (N.C.)
King (Tenn.)
Milligan (Tenn.)
Montreat (N.C.)
Tennessee Wesleyan
Union (Ky.)
Virginia Interment
Virginia-Wise

Kentucky Intercollegiate Athletic Conference (7)

Alice Lloyd (Ky.)
Berea (Ky.)
Bethel (Tenn.)
Brescia (Ky.)
Mid-Continent (Ky.)
Midway (Ky.)
Spalding (Ky.)

Independent (3)

Morris
Southern Virginia
Voorhees (S.C.)

Region XIII

Southern States Athletic Conference (9)

Brenau (Ga.)
Brewton-Parker (Ga.)
Emmanuel (Ga.)
Faulkner (Ala.)
Georgia Southwestern
Lee (Tenn.)
Reinhardt (Ga.)
Shorter (Ga.)
Southern Wesleyan (S.C.)

Independent (5)

Belhaven (Miss.)
Mobile (Ala.)
Spring Hill (Ala.)
Tougaloo (Miss.)
William Carey (Miss.)

Region XIV

Independent (7)

Edward Waters (Fla.)
Northwood (Fla.)
Savannah Art & Design (Ga.)
St. Thomas (Fla.)
Thomas (Ga.)
Warner Southern (Fla.)
Webber International (Fla.)

