

THE YEAR IN REVIEW: GAME SUMMARIES

Game 1 — Sept. 3, 2005 at San Diego, CA UCLA 44, San Diego St. 21



Game Notes: In the Bruins' first game of the season, UCLA defeated San Diego State 44-21 in front of a crowd of nearly 51,000 people at Qualcomm Stadium. The Bruins improved their all-time record to 20-0-1 against the Aztecs.

On their first play from scrimmage, Maurice Drew took a handoff from Drew Olson and ran 64 yards for a touchdown. SDSU's Lynell Hamilton scored on a one-yard run, but a blocked PAT left the Bruins ahead 7-6 after the first quarter.

Drew continued to pad the Bruins' lead in the second quarter after a one-yard rushing TD and a 72-yard punt return for a touchdown. A 23-yard field goal by Justin Medlock pushed UCLA's halftime lead to 24-6. UCLA opened up the third quarter with another touchdown, a one-yard run by Chris Markey. SDSU picked up its second touchdown of the game on a 27-yard pass, and opted for a two-point conversion to pull within 31-14. The Bruins capped off the third quarter with another one-yard rushing TD by Markey and a 48-yard field goal by Medlock to lead 41-14.

San Diego State's Hamilton scored again with just under 12 minutes to play, but a 40-yard field goal by UCLA's Medlock with 1:37 remaining pushed UCLA to a 44-21 victory, and the first season opening victory in Karl Dorrell's tenure as Bruin head coach.

Drew led the team with three touchdowns and 186 total yards of offense. Olson threw for 152 yards with no interceptions and Mercedes Lewis had seven receptions for 131 yards. Spencer Havner led the team with 13 tackles, while Bruce Davis, Justin Hickman, Nikola Dragovic and Spencer Havner each recorded one sack in the game.

Scoring

UCLA	7	17	17	3	—	44
SDSU	6	0	8	7	—	21
Weather:	Warm, Clear (72°)		Attendance:		50,710	

First Quarter

UCLA—Drew, 64-yard run. Medlock converts. (13:01)

SDSU—Hamilton, one-yard run. Palmer PAT blocked. (1:05)

Second Quarter

UCLA—Drew, one-yard run. Medlock converts. (9:49)

UCLA—Drew, 72-yard punt return. Medlock converts. (7:37)

UCLA—Medlock, 23-yard field goal. (4:17)

Third Quarter

UCLA—Markey, one-yard run. Medlock converts. (11:13)

SDSU—Webb, 27-yard pass from O'Connell. Two-point conversion. (8:14)

UCLA—Markey, one-yard run. Medlock converts. (6:55)

UCLA—Medlock, 48-yard field goal. (2:05)

Fourth Quarter

SDSU—Hamilton, one-yard run. Palmer converts. (11:52)

UCLA—Medlock, 40-yard field goal. (1:37)

Statistics

UCLA	SDSU	
16.....	First Downs	23
35/191.....	Carries/Net Yards Rushing	46/156
158.....	Net Yards Passing	246
18-12-0.....	Passes Att/Comp/Int.	35-24-2
53/349.....	Total Plays/Total Yards.....	81/402

Top Individuals

Rushing—Drew (U) 11-114-2, Markey (U) 15-43-2, Hamilton (SD) 24-82-2. Passing—D. Olson (U) 15-10-0-152-0, Koral (U) 3-2-0-6-0, O'Connell (SD) 26-19-2-204-1. Receiving—Lewis (U) 7-131-0, Webb (SD) 5-71-1. UCLA Tackles—Havner 13, Davis 7, Keyes 7, Whittington 7, Hickman 6, Page 5, London 5.

Game 2 — Sept. 10, 2005 at Rose Bowl UCLA 63, Rice 21



Game Notes: In the 2005 home opener, it was all UCLA as the Bruins racked up 63 points en route to their second consecutive victory. UCLA scored on its first seven possessions as the Bruins pushed the game out of Rice's reach.

Junior Taylor put UCLA on the board first with a 39-yard TD reception from Drew Olson. Rice's Joel Armstrong briefly pulled the Owls into a 7-7 tie after a 23-yard rushing TD, but UCLA would go on to score five unanswered touchdowns, including a 66-yard punt return by Drew (the second consecutive game he returned a punt for a touchdown) to increase the halftime lead to 49-14.

Rice scored the only points for either team in the third quarter with a four-yard run by Tommy Henderson, but it was all UCLA in the fourth. Linebacker Christian Taylor recovered a fumble for a touchdown and true freshman Kahilil Bell rushed 22 yards for the final score of the game.

Drew led the Bruins with 95 yards rushing and a combined 161 yards of offense, while scoring two of the nine Bruin touchdowns. J. Taylor led the team in receiving with five catches for 93 yards and two touchdowns. Brandon Breazell, C. Taylor and Bell each picked up their first career touchdowns.

Olson threw for 296 yards and three touchdowns, while completing 18 of 25 attempts. It was the second consecutive game in which the Bruins posted zero turnovers. Justin London led the defense with eight tackles. Nathaniel Skaggs and Kenneth Lombard each recorded a sack in the win.

Scoring

Rice	7	7	7	0	—	21
UCLA	21	28	0	14	—	63
Weather:	Hazy (70°)		Attendance:		44,808	

First Quarter

UCLA—Taylor, 39-yard pass from D. Olson. Medlock converts. (13:47)

Rice—Armstrong, 23-yard run. Landry converts. (10:57)

UCLA—Drew, four-yard run. Medlock converts. (6:11)

UCLA—Pitre, six-yard run. Medlock converts. (3:29)

Second Quarter

UCLA—Taylor, 10-yard pass from D. Olson. Medlock converts. (14:55)

UCLA—Drew, 66-yard punt return. Medlock converts. (12:51)

UCLA—Markey, two-yard run. Medlock converts. (10:53)

Rice—Rucker, one-yard run. Landry converts. (4:16)

UCLA—Breazell, 11-yard pass from D. Olson. Medlock converts. (0:49)

Third Quarter

Rice—Henderson, four-yard run. Landry converts. (4:10)

Fourth Quarter

UCLA—Taylor, four-yard fumble recovery. Medlock converts. (8:57)

UCLA—Bell, 22-yard run. Medlock converts. (5:22)

Statistics

Rice	UCLA	
16.....	First Downs	23
49/192.....	Carries/Net Yards Rushing	39/253
63.....	Net Yards Passing	325
17-8-0.....	Passes Att/Comp/Int.	27-19-0
66/255.....	Total Plays/Total Yards.....	68/578

Top Individuals

Rushing—Drew (U) 11-95-1, Markey (U) 8-69-1, Bell (U) 6-44-1, Wall (R) 4-58-0, Cates (R) 10-50-0, Henderson (R) 4-31-1. Passing—D. Olson (U) 25-18-0-296-3, Koral (U) 2-1-0-29-0, Armstrong (R) 9-5-0-32-0. Receiving—Taylor (U) 5-93-2, Breazell (U) 4-75-1, Dillard (R) 4-43-0. UCLA Tackles—London 8, Keyes 6, Moline 6, McNeal 4, Taylor 4, Davis 4, Harwell 4.

Game 3 — Sept. 17, 2005 at Rose Bowl UCLA 41, #21 Oklahoma 24



Game Notes: Drew Olson threw for 314 yards and three touchdowns as the Bruins defeated No. 21 Oklahoma 41-24 for their third consecutive victory. The Sooners coughed up six fumbles, three of which turned into 17 points for the Bruins.

Oklahoma struck first with a 56-yard run by Travis Wilson, but UCLA came back to take a 10-7 lead after a 19-yard TD reception by Andrew Baumgartner and a 44-yard field goal by Justin Medlock. In the second quarter, both teams could only manage a field goal as UCLA would go into the halftime break up 13-10.

The Sooner's Rhett Bomar was drilled by Dennis Keyes, causing a fumble (one of four by Bomar) which Spencer Havner recovered and ran into the endzone for a 13-yard score. It was Havner's school record fourth career defensive touchdown. Oklahoma's Adrian Peterson scored on an 11-yard run with 3:25 to play to pull within 20-17, but the fourth quarter belonged to the Bruins as they pulled away to a 41-24 victory.

Mercedes Lewis started off the 21-point quarter with a 19-yard reception from Olson. Chris Markey's seven-yard reception pushed the Bruin lead to 17 (34-17). OU's Bomar ran in for a touchdown from 16-yards out to close within 34-24, but the Sooners would come no closer. A final touchdown by Maurice Drew (nine-yard run) would give UCLA a 41-24 victory.

The UCLA defense held Peterson, the 2004 Heisman Trophy runner-up, to just 58 yards rushing and one solo touchdown. Justin London and Havner each had nine tackles in the win, while Keyes, Jarrad Page and Brigham Harwell each recorded a sack.

It was the third straight game in which the Bruins did not give up a turnover and the first time they defeated a ranked team since the 2003 season (vs. Washington). It was also the third consecutive game in which the Bruins scored more the 40 points in a game.

Scoring

Oklahoma	7	3	7	7	—	24
UCLA	10	3	7	21	—	41
Weather:	Hazy (82°)		Attendance:		56,522	

First Quarter

OK—Wilson, 56-yard run. Hartley converts. (10:47)

UCLA—Baumgartner, 19-yard pass from D. Olson. Medlock converts (5:31)

UCLA—Medlock, 44-yard field goal. (0:05)

Second Quarter

UCLA—Medlock, 51-yard field goal. (3:15)

OK—Hartley, 37-yard field goal. (0:15)

Third Quarter

UCLA—Havner, 13-yard fumble recovery. Medlock converts. (13:13)

OK—Peterson, 11-yard run. Hartley converts. (3:25)

Fourth Quarter

UCLA—Lewis, 19-yard pass from D. Olson. Medlock converts. (12:32)

UCLA—Markey, seven-yard pass from D. Olson. Medlock converts. (7:16)

OK—Bomar, 16-yard run. Hartley converts. (3:49)

UCLA—Drew, nine-yard run. Medlock converts. (2:33)

THE YEAR IN REVIEW: GAME SUMMARIES

Statistics

Oklahoma	UCLA
25	22
45/157	30/83
241	314
29-20-0	38-30-0
74/398	68/397

Top Individuals

Rushing—Drew (U) 15-69-1, Wilson (O) 2-61-1, Peterson (O) 23-58-1. Passing—D. Olson (U) 38-28-0-314-3, Bomar (O) 29-20-0-241-0. Receiving—Everett (U) 6-66-0, Lewis (U) 5-61-1, Cowan (U) 5-49-0, Markey (U) 3-31-1, Baumgartner (U) 2-41-1, Wilson (O) 7-103-0. UCLA Tackles—London 9, Havner 9, Page 8, Keyes 5, Cassel 4, Harwell 4.

Game 4 — October 1, 2005 at Rose Bowl #20 UCLA 21, Washington 17



Game Notes: UCLA, down 17-7 in the third quarter, used a fourth quarter rally, in which the Bruins scored 14 unanswered points, to win their fourth consecutive game, defeating the Huskies 21-17.

Washington struck first with an 18-yard field goal in the first quarter followed by a 20-yard touchdown run by Kenny James to lead 10-0 at the half. After the break, Mercedes Lewis' four-yard reception from Drew Olson pulled the Bruins to within three (10-7), but Husky quarterback Isaiah Stanback ran in a touchdown from one-yard out to push Washington's lead back to 10 (17-7) with 3:18 left in the third.

The Huskies would not see UCLA's end zone again as Olson and the Bruins engineered a two touchdown comeback. UCLA cut Washington's lead to 17-14 after a one-yard reception by Michael Pitre on the first play of the fourth quarter. With just over a minute to play in the game, Olson handed off to Maurice Drew for the game-winning touchdown from one yard out, completing a 73-yard drive.

The win was the fourth consecutive victory for the Bruins. It was the first game this season in which UCLA turned the ball over (Olson was intercepted twice). Olson threw for 287 yards, completing 29 of 44 attempts for two touchdowns. Lewis recorded a then career-high eight receptions for 77 yards and one touchdown, while Drew recorded five receptions for 43 yards. Drew also rushed for 33 yards on 14 attempts for one touchdown and was credited with 25 yards in punt returns (he had a 65-yard return for a touchdown negated by penalty).

Spencer Havner led the defense with 11 tackles, while Marcus Cassel tallied nine and Jarrad Page had six. Linemen William Snead and Bruce Davis each recorded a sack in the win.

Scoring

Washington	3	7	7	0	—	17
UCLA	0	0	7	14	—	21

Weather: Slightly hazy (72°)

Attendance: 64,249

First Quarter

WASH—Knudson, 18-yard field goal. (4:56)

Second Quarter

WASH—James, 20-yard run. Knudson converts. (14:29)

Third Quarter

UCLA—Lewis, four-yard pass from D. Olson. Medlock converts. (11:35)

WASH—Stanback, one-yard run. Knudson converts. (3:18)

Fourth Quarter

UCLA—Pitre, one-yard pass from D. Olson. Medlock converts. (14:56)

UCLA—Drew, one-yard run. Medlock converts. (1:08)

Statistics

Washington	UCLA
17	20
41/213	25/65
188	287
28-14-0	44-29-2
69/401	69/352

Top Individuals

Rushing—Drew (U) 14-33-1, Rankin (W) 18-109-0, James (W) 9-52-1, Stanback (W) 13-50-1. Receiving—Lewis (U) 8-77-1, Drew (U) 5-43-0, Chambers (W) 4-65-0, Shackelford (W) 3-36-0. Passing—D. Olson (U) 44-29-2-287-2, Stanback (U) 27-14-0-188-0. UCLA Tackles—Havner 11, Cassel 9, Page 6, Hickman 5, T. Brown 4, Snead 4.

Game 5 — October 8, 2005 at Rose Bowl #18 UCLA 47, #10 California 40



Game Notes: For the second straight game, the No. 18 Bruins came from behind, this time defeating the No. 10 California Golden Bears 47-40 in a thrilling game in which tailback Maurice Drew scored five touchdowns (to equal his own school record). It marked UCLA's first win over a top-10 ranked opponent since a 2001 win over No. 10 Washington.

Only 2:15 into the game, the Golden Bears struck first on a one-yard run by Justin Forsett. A fumbled kickoff return by UCLA's Chris Markey gave Cal the ball at the Bruins' 15-yard line. A 15-yard pass from Joe Ayooob to Craig Stevens pushed Cal's lead to 14-0. Drew

Olson found Joe Cowan open on a four-yard pass play to bring the Bruins to within seven (14-7, 4:02 left in the first).

Drew opened up the second quarter with a 12-yard touchdown run, but Cal continued to pull away, scoring 13 unanswered points in the second quarter to take a 27-14 lead with 4:07 to play in the half. Drew ran into the end zone from one-yard out to close to within 27-21 with 0:21 left before the half.

In the third quarter, Drew returned his third punt for a touchdown this season, this time an 81-yard return as UCLA took its first lead of the game, 28-27 with 7:33 left in the third quarter. The scoring return tied the school and Pac-10 single-season records (three) as well as the career (four) records for punt return touchdowns.

The Bruin lead would not last long. Cal scored 16 unanswered points (two field goals and an 11-yard run by Marshawn Lynch) to lead 40-28 early in the fourth quarter. Faced with a fourth-and-two situation with around eight minutes to play, UCLA lined up in punt formation, but it was a fake. Michael Pitre took the snap and handed off to Jarrad Page who ran for a 38-yard gain. A personal foul against Cal tacked on additional yards, moving the Bruins into a first-and-goal at the 10-yard line. Olson ran in for a one-yard touchdown to close to within 40-35.

The Bruin defense held strong as Cal was forced to punt with just over 2:30 to play. Olson threw to Marcus Everett for a 38-yard gain, followed by a second toss to Everett, this time for a nine-yard gain. With just over a minute-and-a-half to play, Olson would find Drew for a 28-yard touchdown reception. The Bruins would go for two points, but Olson was sacked, leaving UCLA ahead 41-40 with 1:35 to play.

Cal's Ayooob was intercepted by Trey Brown ending the Golden Bears hopes for their own comeback drive. Drew ran in for his fifth touchdown of the game as time expired, giving the Bruins their fifth consecutive victory.

Olson threw for 225 yards and two touchdowns, completing 17 of 33 attempts. Drew led the team with a school record tying five touchdowns and 299 yards of total offense (one of the best marks in the nation). Dennis Keyes led the defense with 11 tackles, while Spencer Havner recorded nine tackles and one sack.

Scoring

California	14	13	10	3	—	40
UCLA	7	14	7	19	—	47

Weather: Cloudy (72°)

Attendance: 84,811

First Quarter

CAL—Forsett, one-yard run. Schneider converts. (12:45)

CAL—Stevens, 15-yard pass from Ayooob. Schneider converts. (12:28)

UCLA—Cowan, four-yard pass from D. Olson. Medlock converts. (4:02)

Second Quarter

UCLA—Drew, 12-yard run. Medlock converts. (14:50)

CAL—Schneider, 32-yard field goal. (12:25)

CAL—Jackson, 35-yard pass from Ayooob. Schneider converts. (9:29)

CAL—Schneider, 27-yard field goal. (4:07)

UCLA—Drew, one-yard run. Medlock converts. (0:21)

Third Quarter

UCLA—Drew, 81-yard punt return. Medlock converts. (7:33)

CAL—Schneider, 25-yard field goal. (4:39)

CAL—Lynch, 11-yard run. Schneider converts. (1:21)

Fourth Quarter

CAL—Schneider, 36-yard field goal. (12:55)

UCLA—D. Olson, one-yard run. Medlock converts. (7:30)

UCLA—Drew, 28-yard pass from D. Olson. Two-point conversion failed. (1:35)

UCLA—Drew, two-yard run. (0:00)


Statistics

California	UCLA
26	17
41/330	31/170
215	225
35-18-1	33-17-0
76/545	64/395

Top Individuals

Rushing—Drew (U) 15-63-3, Markey (U) 10-43-0, Forsett (C) 10-153-1, Lynch (C) 22-135-1. Receiving—Everett (U) 6-95-0, Drew (U) 2-52-1, Jackson (C) 10-128-1. Passing—D. Olson (U) 33-17-0-225-2, Ayooob (C) 35-18-1-215-2. UCLA Tackles—Keyes 11, Havner 9, London 8, Snead 7, Cassel 5, T. Brown 5, Page 5.

Game 6 — October 15, 2005 at Pullman, WA #12 UCLA 44, Washington State 41 (ot)



Game Notes: For the third straight game, No. 12 UCLA engineered a thrilling fourth quarter comeback, sending the game into overtime, and defeating the Washington State Cougars 44-41. It marked the first Bruin win in Pullman, WA since the 1993 season.

Washington State opened up the game with three touchdown drives on their first four possessions and held a 21-0 lead early in the second quarter. A 21-yard pass from Drew Olson to Gavin Ketchum put the Bruins on the board (21-7, 8:07), but the Cougars struck back as Jerome Harrison scored his second touchdown of the game, a 21-yard run, to push WSU's lead back to a three touchdown margin (28-7). A four-yard touchdown reception by Mercedes Lewis brought the Bruins to within 28-14 just before the halftime break.

UCLA opened up the second half with a 45-yard touchdown pass from Olson to Maurice Drew to cut into the Cougars lead (28-21), but a 48-yard field goal by WSU's Loren Langley and a four-yard touchdown run by quarterback Alex Brink would push Washington State ahead by 17 points (38-21) at the end of the third quarter.

It was all UCLA in the fourth as the Bruins charged back, first with a nine-yard touchdown reception by Lewis (38-28). A 36-yard field goal by Justin Medlock, brought the Bruins within a touchdown (38-31) with just under 10 minutes to play in the game. The

THE YEAR IN REVIEW: GAME SUMMARIES

Cougars were forced to punt with just under five minutes to play as the Bruins would have one more shot to tie the game. UCLA's drive started 96 yards from the end zone at its own four-yard line with 4:52 on the clock.

On that drive, Mercedes Lewis made a couple of key catches and Chris Markey had a big run and a big catch. Washington State committed three consecutive penalties, moving UCLA closer to the end zone. With just 44 seconds to play, Olson found Marcus Everett in the end zone from nine yards out. Medlock's extra point tied the game at 38.

Washington State got the ball first as the Bruins opted to play defense. The UCLA defense held the Cougars to a field goal and it was up to Olson and the offense to win the game. With the ball on the 15-yard line, Drew rushed for a five-yard gain, but a WSU facemask penalty moved the ball to the Cougar five-yard line. From there, Drew ran for four yards on first-and-goal. On the next play, he found his way into the end zone to complete the comeback.

Combined, both WSU (499 yards) and UCLA (516) racked up 1,015 total yards of offense with UCLA picking up the majority of their yards through the air (338) as Olson completed 31 of 44 attempts, including a school record (at the time) tying five scoring passes. Drew led the Bruins with 187 total yards of offense and two touchdowns. Lewis also had two touchdowns. Spencer Havner led the defense with 10 tackles, while Eric McNeal tallied nine.

Scoring

UCLA	0	14	7	17	6	—	44
Washington St.	14	14	10	0	3	—	41

Weather: Partial Clouds (64°) Attendance: 35,117

First Quarter

WSU—Harrison, 57-yard run. Langley converts. (12:50)

WSU—Hill, six-yard pass from Brink. Langley converts. (2:38)

Second Quarter

WSU—Bumpus, nine-yard pass from Brink. Langley converts. (14:56)

UCLA—Ketchum, 21-yard pass from D. Olson. Medlock converts. (8:07)

WSU—Harrison, 21-yard run. Langley converts. (5:36)

UCLA—Lewis, four-yard pass from D. Olson. Medlock converts. (0:26)

Third Quarter

UCLA—Drew, 45-yard pass from D. Olson. Medlock converts (8:21)

WSU—Langley, 48-yard field goal. (6:20)

WSU—Brink, four-yard run. Langley converts. (0:23)

Fourth Quarter

UCLA—Lewis, nine-yard pass from D. Olson. Medlock converts. (14:32)

UCLA—Medlock, 36-yard field goal. (9:56)

UCLA—Everett, nine-yard pass from D. Olson. Medlock converts. (0:44)

Overtime

WSU—Langley, 37-yard field goal.

UCLA—Drew, one-yard run.


Statistics

UCLA	Washington State
34.....	First Downs.....24
46/178.....	Carries/Net Yards Rushing.....42/330
338.....	Net Yards Passing.....169
45-31-1.....	Passes Att/Comp/Int.....33-19-0
91/516.....	Total Plays/Total Yards.....75/499

Top Individuals

Rushing—Drew (U) 29-109-1, Markey (U) 8-59-0, Harrison (W) 34-260-2, Brink (W) 6-45-1. Receiving—Cowan (U) 6-73-0, Lewis (U) 5-66-2, Everett (U) 5-39-1, Drew (U) 3-78-1, Hill (W) 8-65-1, Bumpus (W) 3-34-1. Passing—D. Olson (U) 43-31-1-338-5, Brink (W) 33-19-0-169-2. UCLA Tackles—Havner 10, McNeal 9, Keyes 6, Page 6.

Game 7— October 22, 2005 at Rose Bowl #8 UCLA 51, Oregon St. 28



Game Notes: The No. 8 UCLA Bruins routed Oregon State 51-28 to improve to 7-0, its best start since the 1998 season, led by senior Drew Olson's school record six touchdown passes. Combined, the Bruins and Beavers posted 1,110 total yards of offense, as UCLA scored above 40 points for the sixth game this season.

Oregon State struck first with a 15-yard touchdown reception by Mike Hass, just over a minute-and-a-half into the first quarter, but UCLA would charge back with 10 points of their own after a 43-yard TD reception by Maurice Drew and a 27-yard field goal by Justin Medlock.

In the second quarter, Olson and Drew connected for UCLA's second touchdown of the game, this time from 20-yards out. Freshman Ryan Moya's 48-yard touchdown reception pushed the Bruins' lead to 24-7. Matt Moore would connect again with Hass for a 26-yard TD reception, but the Bruins would end the half up 31-14 after a two-yard reception in the end zone by Mercedes Lewis.

Lewis and Olson would connect a second time early in the third quarter, this time from three yards out, to increase UCLA's lead to 38-14. A three-yard run by OSU's Bernard would pull the Beavers within 38-21. Medlock then drilled a 47-yard field goal to extend UCLA's lead to 41-21 at the end of the third quarter.

OSU's Bernard scored again on a one-yard run (41-28), but it would be the Beavers' last score of the game. Olson threw for a record sixth touchdown with 9:47 to play on a 46-yard reception by Brandon Breazell and the Bruins added a 37-yard field goal by Medlock, giving UCLA its seventh victory in a row.

Olson's six TD passes broke Cade McNown's previous record of five TD's in a game (Olson tied McNown's mark against Washington St.) as he threw for 262 yards with zero interceptions. Drew led the Bruins with 250 total yards of offense, gaining 120 of those on the ground, 67 in the air and 59 in punt returns.

Trey Brown, Rodney Van and Eric McNeal led the defense with six tackles, while Jarrad Page recorded the only sack of the game. Spencer Havner picked up the 10th interception of his career in the first quarter of the game.

Scoring

Oregon St.	7	7	7	7	—	28
UCLA	10	21	10	10	—	51

Weather: Hazy (68°) Attendance: 49,932

First Quarter

OSU—Hass, 15-yard pass from Moore. Serna converts. (13:23)

UCLA—Drew, 43-yard pass from D. Olson. Medlock converts. (12:19)

UCLA—Medlock, 27-yard field goal. (8:57)

Second Quarter

UCLA—Drew, 20-yard pass from D. Olson. Medlock converts. (13:10)

UCLA—Moya, 48-yard pass from D. Olson. Medlock converts. (9:23)

OSU—Hass, 26-yard pass from Moore. Serna converts. (6:56)

UCLA—Lewis, two-yard pass from D. Olson. Medlock converts. (3:25)

Third Quarter

UCLA—Lewis, three-yard pass from D. Olson. Medlock converts. (12:18)

OSU—Bernard, three-yard run. Serna converts. (7:39)

UCLA—Medlock, 47-yard field goal. (0:55)

Fourth Quarter

OSU—Bernard, one-yard run. Serna converts. (12:15)

UCLA—Breazell, 46-yard pass from D. Olson. Medlock converts. (9:47)

UCLA—Medlock, 37-yard field goal. (7:50)

Statistics

Oregon State	UCLA
24.....	First Downs.....20
39/181.....	Carries/Net Yards Rushing.....45/235
330.....	Net Yards Passing.....262
21-34-2.....	Passes Att/Comp/Int.....16-25-0
73/511.....	Total Plays/Total Yards.....70/497

Top Individuals

Rushing—Drew (U) 21-120-0, Markey (U) 13-82-0, Bernard (O) 31-167-2. Receiving—Lewis (U) 6-65-2, Drew (U) 3-67-2, Breazell (U) 2-53-1, Hass (O) 7-199-2. Passing—D. Olson (U) 24-16-0-262-6, B. Olson (U) 1-0-0-0-0, Moore (O) 25-14-2-279-2. UCLA Tackles—T. Brown 6, McNeal 6, Van 6, Keyes 5, Havner 5, Hale 5.

Game 8 — October 29, 2005 at Palo Alto, CA #8 UCLA 30, Stanford 27 (ot)



Game Notes: UCLA's 'Cardiac Kids' did it again at Stanford, rallying from a 21-point fourth quarter deficit to defeat the Cardinal, 30-27, in overtime. It was UCLA's fourth double-digit, fourth-quarter comeback in the last five weeks.

When Stanford converted a Bruin fumble into a touchdown, it led 24-3 with just 8:26 remaining in the game. But once again, the Bruins caught fire late in the contest. They traveled 65 yards in just 1:22 and when Maurice Drew scored from six yards out, they trailed 24-10. UCLA's defense forced Stanford to punt without a first down, and this time, it took Drew Olson just 34 seconds to drive the team 72 yards, hitting Drew for 22 yards, Marcus Everett for 19 and Joe Cowan for a 31-yard touchdown to make it 24-17 with 4:43 on the clock.

This time, UCLA's defense allowed just one first down, and following Drew's 10-yard punt return, UCLA had the ball on its own 34-yard line with 2:30 remaining in the fourth quarter. On third-and-five, Olson found Mercedes Lewis for 20 yards to the Stanford 41-yard line. Two consecutive pass interference calls moved the ball to the Cardinal 14-yard line. On fourth-and-one at the six, Olson found Cowan at the one for a first down and Drew scored on the next play. When Justin Medlock converted the PAT, the game was tied at 24 with 46 seconds remaining. Stanford had one last chance but Justin Hickman's sack ended regulation.

In overtime, Stanford kicked a 42-yard field goal after Hickman recorded his third sack of the game on third-and-three at the 18-yard line. On the second play of UCLA's possession, Olson found Brandon Breazell in the left corner of the end zone for a 23-yard touchdown and the victory.

On the day, Olson completed 24 of 35 yards for 293 yards and two touchdowns (no interceptions). In the fourth quarter and overtime, he connected on 15 of 20 passes for 206 yards and two touchdowns -- 31 yards to Cowan and 23 yards to Breazell. Maurice Drew accounted for 175 all-purpose yards despite bruising his right knee in the fourth quarter. He rushed for 82 yards, including touchdowns of six and one yard, made six receptions for 87 yards and returned two punts for 10 yards. On his fourth-quarter punt return, he became UCLA's career all-purpose yards leader.

Everett and Drew each made six receptions while Cowan made five. The offensive line, playing without center Mike McCloskey, protected Olson and opened the holes for Drew when it counted.

Defensively, UCLA allowed just 309 yards and only one drive of more than 45 yards. During the comeback in the fourth quarter, the Bruins allowed just one first down and 11 net yards on three possessions. In overtime, Stanford netted zero yards on its three scrimmage plays.

Spencer Havner led the team with 12 tackles (one for loss), including nine solos. Brigham Harwell (one sack, one tackle for loss) and Christian Taylor made six tackles each. Hickman added five solo tackles, including three sacks -- one on the last play of regulation and one on Stanford's third-and-three play in overtime. Chase Moline (1.5 tackles for loss) and Jarrad Page (one for loss) also made five tackles.

UCLA had now started five seasons in its football history with eight straight wins — 2005, 1998 (Rose Bowl), 1954 (National Champions), 1952, and 1946 (Rose Bowl).

THE YEAR IN REVIEW: GAME SUMMARIES

Scoring

UCLA	0	3	0	21	6	—	30
Stanford	7	0	7	10	3	—	27

Weather: Partly Cloudy (70°) Attendance: 42,850

First Quarter

STAN—Lemon, 13-yard pass from Edwards. Sgroi converts. (7:09)

Second Quarter

UCLA—Medlock, 32-yard field goal. (10:19)

Third Quarter

STAN—Lemon, nine-yard pass from Edwards. Sgroi converts. (4:16)

Fourth Quarter

STAN—Sgroi, 40-yard field goal. (13:18)

STAN—Frank, seven-yard run. Sgroi converts. (8:26)

UCLA—Drew, six-yard run. Medlock converts. (7:04)

UCLA—Cowan, 31-yard pass from Olson. Medlock converts. (4:43)

UCLA—Drew, one-yard run. Medlock converts. (0:46)

Overtime

STAN—Sgroi, 42-yard field goal.

UCLA—Brezell, 23-yard pass from Olson.

Statistics

UCLA	Stanford	
22.....	First Downs.....	18
28/79.....	Carries/Net Yards Rushing.....	46/140
293.....	Net Yards Passing.....	169
35-24-0.....	Passes Att/Comp/Int.....	25-18-0
63/372.....	Total Plays/Total Yards.....	71/309

Top Individuals

Rushing—Drew (U) 18-82-2, Frank (S) 13-61-1. Receiving—Drew (U) 6-87-0, Everett (U) 6-61-0, J. Cowan (U) 5-71-1, Lemon (S) 6-50-2. Passing—D. Olson (U) 35-24-0-293-2, Edwards (S) 25-18-0-169-2. UCLA Tackles—Havner 12, Harwell 6, Taylor 6, Hickman 5, Moline 5, Page 5.

**Game 9 — November 5, 2005 at Tucson, AZ
Arizona 52, #7 UCLA 14**



Game Notes: UCLA fell behind early and could not mount a comeback, dropping a 52-14 decision to the University of Arizona in Tucson. UCLA entered the game 8-0 for the first time since 1998 and ranked No. 5 in the BCS poll and No. 7 by AP and USA Today/Coaches.

The Wildcats scored the first four times they touched the football, building a 28-0 lead early in the second quarter. The Bruins then mounted two long drives but scored only on the second and trailed 31-7 at halftime.

Arizona scored again on its opening drive of the second half and when UCLA was forced to punt on the ensuing drive, Arizona returned it 63 yards to take a 45-7 lead with over 11 minutes remaining in the third quarter. UCLA scored one additional touchdown in the fourth quarter.

On the day, UCLA generated 328 yards of offense while yielding 519 yards. Drew Olson completed 23 of 38 passes for 232 yards and two touchdowns with 11 of the receptions, including both touchdowns, being made by Marcedes Lewis. Olson tied the UCLA season record with his 25th touchdown pass while Lewis set a record for season receptions by a tight end. His 11 catches tied for the second-highest single-game total in school history.

Defensively, Jarrad Page led the Bruins with eight tackles while Spencer Havner (two for losses) and Chase Moline (one for loss) each made six stops.

Scoring

UCLA	0	7	0	7	—	14
Arizona	21	10	21	0	—	52

Weather: Warm, Clear (78°) Attendance: 55,775

First Quarter

ARIZ—Thomas, 17-yard run. Folk converts. (9:11)

ARIZ—Wood, seven-yard pass from Tuitama. Folk converts. (3:10)

ARIZ—Thomas, 48-yard pass from Tuitama. Folk converts. (1:41)

Second Quarter

ARIZ—Harris, 18-yard run. Folk converts. (10:08)

UCLA—Lewis, 10-yard pass from D. Olson. Medlock converts. (2:30)

ARIZ—Folk, 36-yard field goal. (0:03)

Third Quarter

ARIZ—Bell, eight-yard run. Folk converts. (12:05)

ARIZ—Steptoe, 63-yard run. Folk converts. (11:12)

ARIZ—Hollingsworth, 0-yard fumble recovery. Folk converts. (4:09)

Fourth Quarter

UCLA—Lewis, 16-yard pass from D. Olson. Medlock converts. (6:07)

Statistics

UCLA	Arizona	
22.....	First Downs.....	26
35/85.....	Carries/Net Yards Rushing.....	43/315
243.....	Net Yards Passing.....	204
41-25-0.....	Passes Att/Comp/Int.....	24-14-0
76/328.....	Total Plays/Total Yards.....	67/519

Top Individuals

Rushing—Drew (U) 12-41-0, Bell (A) 16-153-1, Harris (A) 16-113-1. Passing—D. Olson (U) 38-23-0-232-2, B. Olson (U) 3-2-0-11-0, Tuitama (A) 24-14-0-204-2. Receiving—Lewis (U) 11-131-2, Thomas (A) 5-104-1. UCLA Tackles—Page 8, Moline 6, Havner 6, Keyes 5.

**Game 10 — November 12, 2005 at Rose Bowl
#14 UCLA 45, Arizona St. 35**



Game Notes: UCLA scored on its first play from scrimmage and never trailed en route to a 45-35 victory over Arizona State before 84,983 fans at the Rose Bowl. The win improved its record to 9-1 and 6-0 at the Rose Bowl. It marked the second time in school history that the Bruins had won six regular season home games in the Rose Bowl (also 1982).

On the first play from scrimmage, Drew Olson hit Joe Cowan on a short slant and the wide receiver did the rest, racing the length of the field for a 91-yard touchdown, the fourth-longest pass play in school history. Less than five minutes later, Olson found Chris

Markey over the middle and he raced the length of the field for a 56-yard touchdown. After ASU cut the lead to 14-7, Olson drove the Bruins 80 yards and gave his team a 21-7 lead with a six-yard scoring pass to Marcedes Lewis.

Maurice Drew's one-yard run with 11:45 left in the first half gave UCLA a 28-14 lead but a turnover on a punt gave the Devils a six-yard drive for a score and they tied the game at 28-28 with 51 seconds left in the half, scoring at the end of a 63-yard drive.

On ASU's second possession of the second half, Marcus Cassel forced a fumble and Jarrad Page recovered at the UCLA 18-yard line. The Bruins moved 82 yards for the go-ahead score, a diving seven-yard catch by Brandon Brezell that was originally ruled no catch and was called a touchdown by the replay official. On ASU's second play of its next possession, Cassel forced another fumble and Dennis Keyes recovered at the Sun Devil 35-yard line. Five plays later, Olson threw his fifth touchdown pass of the game, a 13-yard strike to Lewis.

ASU closed to within seven points (42-35) with 7:14 remaining, but UCLA ate up over 5:00 of clock on its ensuing drive, cashing in with a 27-yard Justin Medlock field goal with 2:06 remaining. On that drive, Lewis' diving 17-yard reception enabled Olson to become only the second Bruin to throw for 500 yards in a game.

The Sun Devils could not progress past midfield on its final possession, turning the ball over on downs with 33 seconds remaining to seal the UCLA victory.

On the evening, UCLA racked up 660 yards of total offense, the fifth-highest total in school history. UCLA's 510 yards passing also ranked No. 2 on that single-game list.

Olson led the attack by completing 22 of 27 passes for 510 yards and five touchdowns with no interceptions. His 510 passing yards were just three yards shy of Cade McNown's record of 513, set at Miami in 1998, and his 501 yards of total offense also ranked No. 2 on that list. In the first quarter, he completed eight of 10 passes for 295 yards and three touchdowns and he was 12 of 12 for 195 yards and two touchdowns in the second half.

For the first time in school history, three Bruin receivers broke the 100-yard barrier. Chris Markey (three catches) had 120 yards and one touchdown, Joe Cowan (three) had 109 yards and one touchdown and Marcedes Lewis (seven) had 108 yards and two touchdowns.

Drew added 113 all-purpose yards -- 88 rushing, 25 receiving -- and one touchdown, while Markey had 147 all-purpose yards.

Defensively, UCLA held the Sun Devils to just one touchdown and 52 yards rushing in the second half (six possessions). The Bruins recorded five quarterback sacks on the day and forced two fumbles in the second half, three in the game.

Jarrad Page led the team with 10 tackles and recovered one fumble. Spencer Havner made eight tackles, including two for losses, and recovered a fumble. Chris Horton, Christian Taylor and John Hale each made six tackles while Cassel (two forced fumbles), Brigham Harwell (one sack) and Trey Brown made five tackles each. Justin Hickman recorded 1.5 sacks.

Scoring

Arizona St.	14	14	0	7	—	35
UCLA	21	7	14	3	—	45

Weather: Light Haze (68°) Attendance: 84,983

First Quarter

UCLA—Cowan, 91-yard pass from D. Olson. Medlock converts. (14:41)

UCLA—Markey, 56-yard pass from D. Olson. Medlock converts. (9:54)

ASU—Herring, two-yard run. Ainsworth converts. (6:18)

UCLA—Lewis, six-yard pass from D. Olson. Medlock converts. (4:36)

ASU—Christensen, eight-yard run. Ainsworth converts. (1:35)

Second Quarter

UCLA—Drew, one-yard run. Medlock converts. (11:45)

ASU—Richardson, four-yard pass from Carpenter. Ainsworth converts. (8:08)

ASU—Richardson, five-yard pass from Carpenter. Ainsworth converts. (0:51)

Third Quarter

UCLA—Brezell, seven-yard pass from D. Olson. Medlock converts. (4:18)

UCLA—Lewis, 13-yard pass from D. Olson. Medlock converts. (1:13)

Fourth Quarter

ASU—Hagan, two-yard pass from Carpenter. Ainsworth converts. (7:14)

UCLA—Medlock, 27-yard field goal. (2:06)

Statistics

Arizona State	UCLA	
23.....	First Downs.....	29
45/181.....	Carries/Net Yards Rushing.....	39/150
334.....	Net Yards Passing.....	510
37-27-0.....	Passes Att/Comp/Int.....	27-22-0
82/515.....	Total Plays/Total Yards.....	66/660

THE YEAR IN REVIEW: GAME SUMMARIES

Top Individuals

Rushing—Drew (U) 23-88-1, Herring (A) 27-129-1. Receiving—Lewis (U) 7-108-2, Markey (U) 3-120-1, Cowan (U) 3-109-1, Burgess (A) 7-97-0, Hagan (A) 7-97-1. Passing—D. Olson (U) 27-22-0-510-5, Carpenter (A) 37-27-0-334-3. UCLA Tackles—Page 10, Havner 8, Horton 6, Taylor 6, Hale 6, Cassel 5, T. Brown 5, Harwell 5.

Game 11 — December 3, 2005 at L.A. Coliseum #1 USC 66, #11 UCLA 19



Game Notes: USC proved to be too much for No. 11 UCLA as the Trojans defeated the Bruins, 66-19, in front of a sellout crowd of 92,000 in the Coliseum.

The Bruin defense held USC to just a field goal on its first drive down the field, but the Trojans would tack on seven more points in the first quarter thanks to an eight-yard pass play from Matt Leinart to Dwayne Jarrett.

The Trojans extended their lead to 24 early in the second as Lendale White and Reggie Bush each rushed for a touchdown. Two consecutive field goals by UCLA's Justin Medlock would put the

Bruins on the scoreboard, but USC ended the half with a 10-yard rushing touchdown by Bush to go into the break up 31-6.

USC started off the third quarter with another touchdown, this time a 15-yard pass from Leinart to Fred Davis. A forced fumble by the Trojans was recovered by USC's Justin Wyatt, who ran 38-yards for another score. A 24-yard pass from Leinart to White ended the third-quarter scoring.

In the fourth quarter, White scored again, this time on an eight-yard run. UCLA then scored a touchdown on a 15-yard run by Maurice Drew with 3:33 to play in the game. Following USC's final score, UCLA's Matt Willis caught a 13-yard pass from Drew Olson to end the scoring.

Olson threw for 146 yards (14-32-0), breaking the single season school record for completions in a season (set by Troy Aikman). Marcus Cassel led the Bruin defenders with 16 tackles, the most for a defender since Spencer Havner's 17 against Illinois in 2004.

Scoring

UCLA	0	6	0	13	—	19
USC	10	21	21	14	—	66

Weather: Fair (67°) Attendance: 92,000

First Quarter

USC—Danelo, 35-yard field goal (9:12)

USC—Jarrett, eight-yard pass from Leinart. Danelo converts. (3:03)

Second Quarter

USC—White, 19-yard run. Danelo converts. (13:02)

USC—Bush, 13-yard run. Danelo converts. (10:57)

UCLA—Medlock, 43-yard field goal. (8:09)

UCLA—Medlock, 43-yard field goal. (4:00)

USC—Bush, 10-yard run. Danelo converts. (1:33)

Third Quarter

USC—Davis, 15-yard pass from Leinart. Danelo converts. (6:31)

USC—Wyatt, 38-yard fumble recovery. Danelo converts. (6:18)

USC—White, 24-yard pass from Leinart. Danelo converts. (0:55)

Fourth Quarter

USC—White, eight-yard run. Danelo converts. (11:28)

UCLA—Drew, 15-yard run. Medlock converts. (3:33)

USC—Kirtman, two-yard run. Danelo converts (3:23)

UCLA—Willis, 13-yard pass from Olson. Team failed PAT. (0:11)


Statistics

UCLA	USC
19	35
33/129	51/430
146	249
32-14-0	44-23-1
65/275	95/679

Top Individuals

Rushing—Drew (U) 14-84-1, Bush (S) 24-260-2, White (S) 14-154-2. Receiving—Lewis (U) 3-30-0, Jarrett (S) 6-83-1. Passing—D. Olson (U) 32-14-0-146-1, Leinart (S) 40-21-0-233-3. UCLA Tackles—Cassel 16, Page 9, Havner 8, T. Brown 7, Horton 7, Taylor 6.

Game 12 — December 30, 2005 at El Paso, TX Northwestern 38, #17 UCLA 50



Game Notes: The Bruins rebounded from an early 22-point deficit in the first quarter to record UCLA's biggest comeback victory in school history as they defeated the Northwestern Wildcats 50-38 in El Paso, TX at the Sun Bowl. Led by true sophomore Chris Markey and true freshman Kahlil Bell, the Bruins racked up 310 yards on the ground to win.

Senior quarterback Drew Olson, who threw just three interceptions all season prior to the bowl game, struggled early as he was picked off three times in the first quarter. Two of those interceptions were returned for TDs, while a third set up Northwestern's third scoring drive.

scoring drive.

Down 22-0, UCLA finally got on the board after a five-yard run by Bell to end the first quarter. In the second quarter, it was all Bruins as UCLA would go on to score 22 unanswered points, highlighted by a 58-yard strike from Olson to freshman Ryan Moya. Bell recorded his second touchdown of the game off a six-yard run and an eight-yard pass from Olson to Everett would take UCLA into the halftime break up 29-22.

In the third quarter, Northwestern could only manage a field goal, while junior Michael Pitre tacked on seven more points for the Bruins off a five-yard pass from Olson. With just one quarter remaining, the Bruins held a 36-25 lead.

With most of the fourth quarter gone, Northwestern scored first (2:29) with an eight-yard pass play from Brett Basanez to Mark Philmore, but on the ensuing kickoff, an onside kick bounced directly into the hands of sophomore Brandon Breazell who returned it 42 yards for the score. With just 0:24 seconds to play, Basanez hooked up with Shaun Herbert for a five-yard touchdown reception to close within 43-38. Another onside kick by the Wildcats was picked up by Breazell, who ran 45 yards for the final touchdown of the game.

Combined, UCLA and Northwestern set a record for total yards of offense (1,037) and highest combined score (88) in the Sun Bowl's history. Markey, who rushed for 161 yards on 24 attempts, and Bell (136 yards, two TD's) were named the game's MVPs, while Breazell was named the Special Teams Player of the Game.

The kicking game, which looked to be a weak spot for UCLA, was solid as freshmen Jimmy Rotstein and Brian Malette combined for a perfect six-for-six in extra points. The Wildcats struggled in their kicking game, missing a field goal and two extra points. Junior tailback Maurice Drew, who was hurt early in the game, broke the NCAA record for punt return average after recording his 15th punt return of the season (28.5 avg. yards).

Sophomore Christian Taylor, a former walk-on, led the defense with 12 tackles, a career high, while senior Spencer Havner recorded his third interception of the season (11th of his career). Senior Jarrad Page also recorded an interception and a forced fumble in the game.

Scoring

Northwestern	22	0	3	13	—	38
UCLA	7	22	7	14	—	50

Weather: Clear (56°) Attendance: 50,426

First Quarter

NU—Howells, 33-yard field goal. (7:53)

NU—Mims, 30-yard interception return. Howells kick blocked. (6:27)

NU—Philmore, 19-yard run. Howells kick failed. (5:36)

NU—Roach, 35-yard interception return. Howells converts. (4:21)

UCLA—Bell, five-yard run. Rotstein converts. (0:15)

Second Quarter

UCLA—Moya, 58-yard pass from D. Olson. Rotstein converts. (13:57)

UCLA—Bell, six-yard run. Lewis pass from D. Olson. (8:26)

UCLA—Everett, eight-yard pass from D. Olson. Rotstein converts. (0:29)

Third Quarter

UCLA—Pitre, five-yard pass from D. Olson. Rotstein converts. (9:04)

NU—Villarreal, 31-yard field goal. (4:40)

Fourth Quarter

NU—Philmore, eight-yard pass from Basanez. Basanez pass failed. (2:29)

UCLA—Breazell, 42-yard kickoff return. Malette converts. (2:24)

NU—Herbert, five-yard pass from Basanez. Villarreal converts. (0:24)

UCLA—Breazell, 45-yard kickoff return. Rotstein converts. (0:18)

Statistics

NU	UCLA
33	24
32/168	50/310
416	143
70-38-2	24-10-3
102/584	74/453

Top Individuals

Rushing—Markey (U) 24-161-0, Bell (U) 19-136-2, Sutton (N) 18-89-0. Receiving—Lane (N) 7-136-0, Drew (U) 2-29-0. Passing—D. Olson (U) 24-10-3-143-3, Basanez (N) 70-38-2-416-2. UCLA Tackles—Taylor 12, Horton 10, Lombard 8, Havner 7, Norris 6, T. Brown 6, Cassel 6, Page 6.

THE YEAR IN REVIEW: THE LAST TIME...

UCLA Team

Kickoff Ret. for TD: Brandon Breazell vs. Northwestern, 2005 (45 yds)
 Punt Ret. for TD: Maurice Drew vs. California, 2005 (81 yds)
 Interception Return for TD: Trey Brown at Oregon, 2004 (43 yds)
 Scored on a blocked punt (TD): Jibril Raymo vs. San Diego St., 2002
 Scored on a blocked punt (safety): Team vs. Arizona (2004)
 Scored on a fumble recovery (TD): S. Havner vs. Okla., 2005 (13 yds)
 Scored on a blocked field goal: Brandon Chillar vs. Cal, 2003 (65 yds)
 Scored on a blocked extra point attempt: Matthew Clark vs. USC, 2003
 50+ Points: 50 vs. Northwestern, 2005 (50-38)
 Shutout of a team at home: Stanford, 2004 (21-0)
 Shutout of a team on road: at Stanford, 1987 (49-0)
 Overtime Game: at Stanford, 2005 (30-27 win, 1 ot)
 Did not allow an opponent touchdown: 2004 vs. Stanford
 Did not score a touchdown vs. an opponent: 2003 vs. Illinois
 Did not allow an opponent field goal: 2005 vs. Arizona State
 Did not score a field goal vs. an opponent: 2005 vs. Northwestern
 Scored on a two-point PAT: D. Olson to M. Lewis vs. Northwestern, 2005
 300+ yards rushing: 310 yards vs. Northwestern, 2005 (50 att/310)
 400+ yards rushing: 424 yards at Washington (54 att/424)
 Less than 25 yards rushing: 17 vs. USC, 2004 (25 att/17)
 300+ yards passing: 510 vs. Arizona State, 2005
 400+ yards passing: 510 vs. Arizona State, 2005
 500+ yards passing: 510 vs. Arizona State, 2005
 Less than 100 yards passing: 96 v. Fresno State, 2003
 500+ yards total offense: 660 vs. Arizona State, 2005 (150r, 510p)
 600+ yards total offense: 660 vs. Arizona State, 2005 (150r, 510p)
 800+ all-purpose yards: 800 at Miami, 1998
 Less than 200 yards tot. off.: 164 v. Fresno State, 2003
 Less than 150 yards tot. off.: 114 v. USC, 2001
 Beat a top 25 team at home: California, 2005 (No. 10 AP)
 Beat a top 20 team at home: California, 2005 (No. 10 AP)
 Beat a top 15 team at home: California, 2005 (No. 10 AP)
 Beat a top 10 team at home: California, 2005 (No. 10 AP)
 Beat a top 5 team at home: Michigan, 2000 (No. 3 AP)
 Beat a top 25 team on road: at Oregon State, 2001 (No. 19 AP)
 Beat a top 15 team on road: at Arizona, 1998 (No. 10 AP)
 Beat a top 10 team on road: at Arizona, 1998 (No. 10 AP)
 Beat a top 5 team on road: at Washington, 1990 (No. 2 AP)
 Forced 5+ fumbles: 7 vs. Oklahoma, 2005 (6 USC 1998)
 Recovered 5+ fumbles: 5 vs. USC, 1998
 UCLA Had 4 Interceptions: 4 at Arizona, 2003
 UCLA Had 0 turnovers: Oklahoma, 2005

UCLA Individual Rushing

Rushed for 300+ yards: Maurice Drew, 2004 at Washington (322)
 Rushed for 200+ yards: Maurice Drew, 2004 at Washington (322)
 Rushed for 150+ yards: Chris Markey, 2005 vs. Northwestern (161)
 Rushed for 100+ yards: Chris Markey (161), Kahlil Bell (136) vs. Northwestern, 2005
 Pair run for 100+ yds: C. Markey(161)/ K. Bell(136) vs. Northwestern, 2005
 Had run of 90+ yards: 92 by DeShaun Foster, 2001 vs. Washington
 Had run of 75+ yards: 83 by Maurice Drew, 2003 vs. Arizona State
 Had run of 60+ yards: 64 by Maurice Drew, 2005 vs. San Diego State
 Had run of 50+ yards: 51 by Chris Markey, 2005 vs. Northwestern
 Had 30 rushing attempts: 39, Tyler Ebell vs. Stanford (2002)
 4+ rushing touchdowns: 5, Maurice Drew at Washington (2004)

UCLA Individual Passing

Passed for 300+ yards: Drew Olson, 2005 vs. Arizona State (510)
 Had 30+ completions: Drew Olson, 2005 at Washington State (31)
 Had 50+ attempts: Dennis Dummit, 1970 vs. California (51)
 Had 4 touchdown passes: Drew Olson, 2005 vs. Oregon State (6)
 Threw four interceptions: at Arizona State, 2004 (4 by D. Olson)
 Had 80+ yard pass completion: 91 yds, D. Olson/J. Cowan vs. Arizona State, 2005
 Had 70+ yard pass completion: 91 yds, D. Olson/J. Cowan vs. Arizona State, 2005
 Had 50+ yard pass completion: 58 yds, D. Olson/R. Moya vs. Northwestern, 2005

UCLA Individual Receiving

Caught 10 passes: 11 by Mercedes Lewis at Arizona, 2005
 100 yards receiving: M. Lewis(108)/J. Cowan(109)/C. Markey(120) vs. Ariz. State, 2005
 Had 150 yards receiving: 230 by Craig Bragg vs. Oregon, 2003
 Had 200 yards receiving: 230 by Craig Bragg vs. Oregon, 2003
 Pair of Bruins with 100 yards receiving: M. Lewis(108), J. Cowan (109), C. Markey (120) vs. Arizona St., 2005
 Had 3 touchdown catches: 3 by Mercedes Lewis vs. Arizona, 2004
 Had 4 touchdown catches: 4 by J.J. Stokes vs. Washington, 1993
 Had 80+ yard reception: 91 by Joe Cowan vs. Arizona State, 2005

UCLA Individual Defense

Had 15+ tackles: 16 by Marcus Cassel at USC, 2005
 Had 20+ tackles: 21 by Eric Turner vs. Oregon, 1989
 Had 2+ interceptions: Ben Emanuel vs. Washington State, 2002 (2)
 Had 5+ tackles for loss: Robert Thomas (5) vs. Ohio State, 2001
 Had 4+ sacks: Brendon Ayanbadejo (4) vs. USC, 1998
 Blocked a punt: Chris Horton vs. USC, 2004
 Blocked a PAT: Brigham Harwell vs. Northwestern, 2005
 Blocked a field goal: Eric McNeal vs. Northwestern, 2005
 UCLA recorded a safety: vs. Washington State, 2004

UCLA Miscellaneous

Indiv. Scored 4+ TDs: 5 by M. Drew vs. Cal, 2005 (3 rush, 1 pass, 1 pr)
 Indiv. kicked 50-yd. FG: 51 by Justin Medlock vs. Oklahoma, 2005
 Indiv. made 4+ field goals in a game: 4 by Justin Medlock vs. San Diego State, 2004
 Indiv. made 5+ field goals in a game: 5 by Nate Fikse vs. Stanford, 2002
 Indiv. attempted 5+ field goals in a game: 5 by Nate Fikse vs. Stanford, 2002
 Indiv. Returned Blocked FG for TD: vs. California, 2003 (Brandon Chillar)
 Indiv. Returned Blocked PAT for score: Matthew Clark vs. USC, 2003
 Indiv. punted 10+ times: Chris Kluwe, 10 vs. Illinois, 2003
 Indiv. 5+ punts downs inside the 20: 5 by Chris Sailer at Houston, 1998
 Indiv. had 80+ yard intercept. ret.: 83 by R. Manning vs. Fresno State, 1999
 Indiv. had 100+ rushing and receiving yds: Skip Hicks vs. U. Wash., 1997 (147 rush/ 106 rec'ing)
 Scored four TDs in one quarter: second quarter vs. Rice, 2005
 Scored 40+ points in one half: first half vs. Rice, 2005 (49)
 Scored 50+ points in one half: first half vs. Colorado, 1980 (56)
 Rallied from 22-point deficit: 2005 vs. Northwestern (0-22 in first quarter)
 Played a game in the rain: 2004 at Washington
 Played a game in the rain at home: 1982 vs. Oregon
 Played a game in 100+ degrees temperature: 2000 vs. Michigan (103°)

Opponent Team

Kick return for touchdown: Reggie Bush, USC, 2003 (96 yds)
 Punt return for touchdown: Stephen Steptoe, Arizona, 2005 (63 yds)
 Interception return for touchdown: Nick Roach, Northwestern, 2005 (35 yds)
 Scored upon by a blocked punt (TD): Ricky Bryant, Ohio State, 2001
 Scored on a fumble recovery (TD): Justin Wyatt, USC, 2005 (38 yds)
 Scored on a safety: Sekou Sanyika, Cal, 1998
 Scored on a failed extra point attempt: none
 Scored on a two-point conversion: San Diego State, 2005
 50+ points scored: 66 by USC, 2005
 Shutout at home: 1999 by Cal (0-17)
 Shutout on road: 2001 at USC (0-27)
 Rushed for 300+ yards: USC, 2005 (430)
 Rushed for less than 25 yards: Arizona, 2002 (12)
 Passed for 400+ yards: Northwestern, 2005 (416)
 Passed for less than 100 yards: Rice, 2005 (63)
 Had 500+ yards total offense: Northwestern, 2005 (584)
 Had 600+ yards total offense: USC, 2005 (679)
 Had less than 200 yards total off.: 173 by Cal, 2002
 Had less than 160 yards total off.: 150 by Washington State, 1990
 Had less than 150 yards total off.: 42 by Arkansas, 1989
 Forced UCLA to have 5 TO: Washington State, 2003 (7)
 Intercepted four UCLA passes: Arizona State, 2004 (4)
 Intercepted five UCLA passes: Washington State, 2001 (5)

Opponent Individual Rushing

Rushed for 250+ yards: (260) Reggie Bush, USC, 2005
 Rushed for 200+ yards: (260) Reggie Bush, USC, 2005
 Had run of 75+ yards: (81) by Reggie Bush, USC, 2004
 Had 40+ rushing attempts: 42 by Jerome Harrison, Washington State, 2004

Opponent Individual Passing

Passed for 400+ yards: Brett Basanez, Northwestern, 2005 (416)
 Had 25+ completions: Brett Basanez, Northwestern, 2005 (38)
 Had 50+ attempts: Brett Basanez, Northwestern, 2005 (70)
 Completed a pass for 75+ yards: 79 by Walter to Hagan, Arizona State, 2004
 Had 4+ touchdown passes: Andrew Walter (6) Arizona State, 2004

Opponent Individual Receiving

Caught 10 passes: DeSean Jackson, California, 2005 (10)
 Had 100+ yards receiving: 136 by Ross Lane, Northwestern, 2005
 Had 150+ yards receiving: 199 by Mike Hass, Oregon State 2005
 Had 200+ yards receiving: 278 by Troy Walters, Stanford, 1999
 Had 3 TD catches: 3 by Derek Hagan, Arizona State, 2004

Opponent Defense

Had 15+ tackles: Tim McGarigle, Northwestern, 2005 (17)
 Had 2 interceptions: E. Franklin, Arizona State, 2004 (2)
 Had 3 sacks: Lawrence Jackson, USC, 2005 (3)
 Blocked a punt: Washington State, 2002
 Blocked a field goal: Cal, 2002
 Blocked a PAT: Oregon, 2002
 Recorded a safety: Cal, 1998

Opponent Miscellaneous

Scored four touchdowns: Ron Dayne, 1998 Rose Bowl, (4)
 Kicked 50+ yard field goal: Jared Siegel, Oregon, 2003 (51)
 Made five field goals: USC, 2004
 Returned blocked field goal for score: Oregon State, 2002
 Scored on Blocked Punt: Ohio State, 2001
 Returned fumble for score: USC, 2005
 Returned Interception for score: Oregon, 2003
 Returned a PAT for score: none