

ALL-TIME STARTING LINEUPS

1971-72

F Larry Farmer, Jr.
F Keith Wilkes, Sr.
C Bill Walton, So.
G Greg Lee, So.
G Henry Bibby, Sr.

1970-71

F Sidney Wicks, Sr.
F Curtis Rowe, Sr.
C Steve Patterson, Sr.
G Henry Bibby, Jr.
G Kenny Booker, Sr.

1969-70

F Sidney Wicks, Jr.
F Curtis Rowe, Jr.
C Steve Patterson, Jr.
G John Vallely, Sr.
G Henry Bibby, So.

1968-69

F Lynn Shackelford, Sr.
F Curtis Rowe, So.
C Lew Alcindor, Sr.
G Kenny Heitz, Sr.
G John Vallely, Jr.

1967-68

F Lynn Shackelford, Jr.
F Mike Lynn, Sr.
C Lew Alcindor, Jr.
G Mike Warren, Sr.
G Lucius Allen, Jr.

1966-67

F Lynn Shackelford, So.
F Kenny Heitz, So.
C Lew Alcindor, So.
G Lucius Allen, So.
G Mike Warren, Jr.

1965-66

F Edgar Lacey, Jr.
F Mike Lynn, Jr.
C Doug McIntosh, Sr.
G Mike Warren, So.
G Kenny Washington, Sr.

1964-65

F Keith Erickson, Sr.
F Edgar Lacey, So.
C Doug McIntosh, Jr.
G Freddie Goss, Jr.
G Gail Goodrich, Sr.

1963-64

F Keith Erickson, Jr.
F Jack Hirsch, Sr.
C Fred Slaughter, Sr.
G Walt Hazzard, Sr.
G Gail Goodrich, Jr.

1962-63

F Keith Erickson, So.
F Jack Hirsch, Jr.
C Fred Slaughter, Jr.
G Walt Hazzard, Jr.
G Gail Goodrich, So.

1961-62

F Gary Cunningham, Sr.
F Pete Blackman, Sr.
C Fred Slaughter, So.
G John Green, Sr.
G Walt Hazzard, So.

1960-61

F Gary Cunningham, Jr.
F Rod Lawson, So.
C John Berberich, Sr.
G John Green, Jr.
G Bill Ellis, Sr.

1959-60

F Gary Cunningham, So.
F Kent Miller, Jr.
C John Berberich, Jr.
G John Green, So.
G Bill Ellis, Jr.

1958-59

F Roland Underhill, Sr.
F Rafer Johnson, Sr.
C Kent Miller, So.
G Denny Crum, Sr.
G Walt Torrence, Sr.

1957-58

F Roland Underhill, Jr.
F Conrad Burke, Jr.
C Ben Rogers, Sr.
G Jim Halsten, Sr.
G Walt Torrence, Jr.



Don Bragg

1956-57

F Jim Halsten, Jr.
F Conrad Burke, Jr.
C Ben Rogers, Jr.
G Walt Torrence, So.
G Dick Banton, Sr.

1955-56

F Conrad Burke, So.
F Alan Herring, Sr.
C Willie Naulls, Sr.
G Morris Taft, Sr.
G Dick Banton, Jr.

1954-55

F John Moore, Sr.
F Ron Bane, Sr.
C Willie Naulls, Jr.
G Morris Taft, Jr.
G Don Bragg, Sr.

1953-54

F Ron Bane, Jr.
F John Moore, Jr.
C Willie Naulls, So.
G Don Bragg, Jr.
G Ron Livingston, Sr.

1952-53

F John Moore, So.
F Ron Bane, So.
C Mike Hibler, Jr.
G Don Bragg, So.
G Ron Livingston, Jr.

1951-52

F Don Bragg, Fr..
F Jerry Norman, Sr.
F John Moore, Fr.
G Don Johnson, Sr.
G Ron Livingston, So.

1950-51

F Dick Ridgway, So.
F Ed Sheldrake, Sr.
F Gene Williams, Sr.
G Don Johnson, Jr.
G Art Alper, Sr.

1949-50

F Alan Sawyer, Jr.
F Ralph Joeckel, Sr.
G Carl Kraushaar, Sr.
G George Stanich, Sr.
G Ed Sheldrake, Jr.

1948-49

F Alan Sawyer, So.
F Chuck Clustka, Sr.
C Carl Kraushaar, Jr.
G George Stanich, Jr.
G Ron Pearson, Sr.

Four-Year Starters

Dan Gadzuric	1999-02
Earl Watson	1998-01
Toby Bailey	1995-98
J.R. Henderson	1995-98
Charles O'Bannon	1994-97
Don MacLean	1989-92
Pooh Richardson	1986-89
Kenny Fields	1981-84
Rod Foster	1980-83
David Greenwood	1976-79
Don Bragg	1952-55
John Moore	1952-55

Freshman Starters

Cedric Bozeman	2002
Jason Kapono	2000
Dan Gadzuric	1999
Jerome Moiso	1999
JaRon Rush	1999
Baron Davis	1998
Earl Watson	1998
Jelani McCoy	1996
Toby Bailey	1995
J.R. Henderson	1995
Charles O'Bannon	1994
Tracy Murray	1990
Darrick Martin	1989
Don MacLean	1989
Pooh Richardson	1986
Montel Hatcher	1984
Stuart Gray	1982
Kenny Fields	1981
Michael Holton	1980
Rod Foster	1980
David Greenwood	1976
Don Bragg	1952
John Moore	1952

— A —

Adams, Carroll '55-56
Alba, Ray '48-49-50
Alcindor, Lew '67-68-69
Allen, Lucius '67-68
Allums, Darrell '77-78-79-80
Alper, Art '49-50-51
Anderson, Tony '78-80-81-82
Archer, Bob '57-58-59
Arnold, Bob '45-46
Arnold, Jack '56
Arrillaga, Randy '80-81-82-83

— B —

Bailey, Ryan '99-00-01
Bailey, Toby '95-96-97-98
Ballard, Bob '55
Bane, Ron '52-53-54-55
Banton, Dick '56-57
Barksdale, Don '47
Barnes, Matt '99-00-01-02
Bell, Bob '58
Bennett, Eldon '48-49
Berberich, John '60-61
Berry, Bob '60-61
Betchley, Rick '70-71
Bibby, Henry '70-71-72
Birnie, Dick '45
Blackman, Pete '60-61-62
Booker, Kenny '70-71
Borio, Courtney '53-54
Boulding, Wayne '48-49
Boyle, David '93-94
Bozeman, Cedric '02
Bragg, Don '52-53-54-55
Brandon, Cliff '58-59-60
Bronner, Jeff '89
Brooks, Brandon '00
Brumbach, Stephen '88-89
Buccola, Guy '47-48-49
Burke, Conrad '56-57-58
Burns, Marquis '93-94-95
Butler, Kelvin '85-86-87-88
Butler, Mitchell '90-91-92-93

— C —

Carson, Vince '72-73
Chambers, Brice '65-66
Chapman, Jon '70-71-72
Chasen, Barry '50
Chrisman, Joe '66-67
Clothier, Grant '45
Clustka, Chuck '46-47-48-49
Corliss, Casey '75
Costello, Mark '52-53-54-55
Crabtree, Fred '57
Crum, Denny '58-59
Cummings, T.J. '01-02
Cunningham, Gary '60-61-62
Curtis, Tommy '72-73-74

— D —

Dafney, Darrin '89-90
Daley, Kevin '98
Davidson, Jack '52
Davis, Baron '98-99
Daye, Darren '80-81-82-83
Dempsey, Kevin '93-94-95-96
Dollar, Cameron '94-95-96-97
Drollinger, Ralph '74-75-76
Dunlap, Jeff '84-85-86

— E —

Eaton, Mark '81-82
Ecker, John '69-70-71
Ehlin, Bill '56-57
Edney, Tyus '92-93-94-95
Elkind, Steve '92
Ellis, Bill '60-61
Englund, George '46
Erickson, Keith '63-64-65
Evans, Jerry '52-53

— F —

Farmer, Larry '71-72-73
Farnham, Sean '97-98-99-00
Fields, Kenny '81-82-83-84
Flowers, Jason '01
Foster, Greg '87
Foster, Rod '80-81-82-83
Franklin, Gary '72-73-74

French, Billy '58-59

Freriks, Frank '45

— G —

Gadzuric, Dan '99-00-01-02
Gaines, Corey '84-85-86
Givens, omm'A '95-96
Goodrich, Gail '63-64-65
Goss, Fred '63-65-66
Grant, Glen '45
Gray, Stuart '82-83-84
Green, John '60-61-62
Greenwood, David '76-77-78-79

— H —

Haley, Jack '85-86-87
Hall, Dave '55
Halsten, Jim '56-57-58
Hamilton, Roy '76-77-78-79
Harbour, Matt '97-98
Harrison, Jim '57
Hatcher, Montel '84-85-86-87
Hazzard, Walt '62-63-64
Heitz, Ken '67-68-69
Henderson, J.R. '95-96-97-98
Herring, Allen '55-56
Hibler, Mike '52-53-54
Hicks, Bill '60-61-62
Hill, Andy '70-71-72
Hines, Rico '98-99-00-02
Hirsch, Jack '63-64
Hoffart, John '02
Hoffman, Vaughn '65-66
Holland, Brad '76-77-78-79
Hollyfield, Larry '71-72-73
Holton, Michael '80-81-82-83
Hough, Dick '45-46
Huggins, Mike '63-64
Hutchins, Art '56-57

— I —

Immel, Dave '84-85-87-88
Irmas, Dick '49

— J —

Jackson, Craig '85-86-87-88
Jackson, Ralph '81-82-83-84
Joeckel, Ralph '49-50
Johnson, Don '51-52
Johnson, Ernie '49-50
Johnson, Josiah '02
Johnson, Kris '95-96-97-98
Johnson, Marques '74-75-76-77
Johnson, Nolan '56-57
Johnson, Rafer '58-59
Johnston, Bill '53
Jones, Jerald '85-86
Jones, Warnell '59-60
Judd, Randy '66

— K —

Kapono, Jason '00-01-02
Kell, Lindy '55
Kelly, Rennie '78-79
Kenny, Chris '88-91
Kniff, Brian '59-60-61
Knight, Billy '98-00-01-02
Knight, Curtis '83-84
Kraushaar, Carl '49-50

— L —

Lacey, Edgar '65-66
Lamb, Sean '88
Lanier, Mike '92-93
Lawson, Ron '61
Lee, Greg '72-73-74
Lee, Marvin '42-43
Leonard, Bill '76-77-78
Levin, Richard '65
Lewis, Ben '46
Lippert, Chris '77-78-80
Livingston, Ronnie '53-54
Logan, Gene '51-52-53
Loyd, Brandon '96-97-98-99
Luchsinger, Grover '49-50-51
Lynn, Dick '67
Lynn, Mike '65-66-68

— M —

MacLean, Don '89-90-91-92
Madkins, Gerald '88-90-91-92
Maloncon, Gary '82-83-84-85

Martin, Darrick '89-90-91-92

Mason, Zan '90-91

McCarter, Andre '74-75-76

McCoy, Jelani '96-97

McGautha, Vince '97-98

McIntosh, Doug '64-65-66

Matulich, John '50-51

Meinert, Stu '88

Meyers, Dave '73-74-75

Michaels, Hal '44-45-46

Miguel, Nigel '82-83-84-85

Milhorn, Jim '61-62-63

Miller, Denny '54-58

Miller, Don '46

Miller, Kent '59-60

Miller, Reggie '84-85-86-87

Minor, Dave '47-48

Moiso, Jerome '99-00

Mollins, Ryan '01

Moore, John '52-53-54-55

Morris, Darryl '85-86-87-88

Murray, Tracy '90-91-92

Myers, Bob '94-95-96-97

— N —

Nater, Swen '72-73
Naulls, Tyren '79-80
Naulls, Willie '54-55-56
Neilson, Jim '67-68
Nelson, Sam '01
Norman, Jerry '50-51-52
Nwankwo, Ike '94-95

— O —

O'Bannon, Charles '94-95-96-97
O'Bannon, Ed '92-93-94-95
Olinde, Wilbert '75-76-77
Owens, Keith '88-89-90-91

— P —

Palmer, Rod '86-87
Panovich, Mickey '47
Parker, Dave '97
Patterson, Andre '02
Patterson, Steve '69-70-71
Paulsell, Dave '91
Pearson, Ron '48-49
Perry, Dick '47
Petruska, Richard '93
Porter, Barry '51-52-53
Pounds, Bobby '51-52
Pruitt, Cliff '80-81
Putnam, William '45

— R —

Ramasar, Todd '98-99-01
Rankin, Bill '45-47-48
Reed, Travis '98-99
Richardson, Pooh '86-87-88-89
Richie, Lou '91
Ridgway, Dick '51-53-54
Rochelin, Charles '86-87-88-89
Rogers, Ben '56-57-58
Rosvall, Jim '62
Rowe, Curtis '69-70-71
Rubin, Janou '01
Rush, JaRon '99-00

— S —

Saffer, Don '66-67
Sale, Doug '47
Sanders, Mike '79-80-81-82
Saner, Neville '67-68
Sapp, Tom '61
Saunders, Paul '49-50
Sawyer, Alan '46-49-50
Schofield, Terry '69-70-71
Sears, Dean '81-82
Seibert, Bill '69-70-71
Seidel, Don '48-49-50
Shackelford, Lynn '67-68-69
Sheldrake, Eddie '49-50-51
Sims, Gig '77-78-79-80
Skjverheim, Sonny '59
Slaughter, Fred '62-63-64
Smith, Gavin '75-76
Spillane, Jim '75-76-77
Stanich, George '48-49-50
Stanich, John '47-48
Steinman, Henry '53-54
Stewart, Chuck '45-46

Stewart, Kim '62-63-64

Stewart, Owen '45-46

Stoner, Mel '46

Sutherland, Gene '67-68

Sweek, Bill '67-68-69

Sylvester, Harold '96-97

— T —

Taft, Morris '54-55-56
Tarver, Shon '91-92-93-94
Thomas, Marvin '75-77-78-79
Thompson, Dick '51
Thompson, Dijon '02
Townsend, Raymond '75-76-77-78
Torrence, Walt '57-58-59
Trgovich, Pete '73-74-75

— U —

Underhill, Roland '57-58-59

— V —

Valley, John '69-70
Vandeweghe, Kiki '77-78-79-80
Vroman, Brett '75-76-77

— W —


Walcott, Ryan '02
Walden, Tom '94
Walker, Kevin '87-88-89-90
Wallace, Ron '59
Walton, Bill '72-73-74
Warren, Mike '66-67-68
Washington, Kenny '64-65-66
Washington, Rich '74-75-76
Watson, Earl '98-99-00-01
Waxman, Dave '61-62-63
Webb, Bob '73-74
West, Dick '47-48
White, Ed '53-54-55
Wicks, Sidney '69-70-71
Wilkes, James '77-78-79-80
Wilkes, Keith '72-73-74
Williams, Gene '48-50-51
Williams, Kevin '88-89-90
Wilson, Trevor '87-88-89-90
Witt, Ralph '45-46
Wright, Brad '82-83-84-85

— Y —

Young, Ray '99-00-01

— Z —

Zidek, George '92-93-94-95
Zimmerman, Rodney '91-92-93-94



Denny Crum

UCLA BASKETBALL ALL-TIME NUMERICAL ROSTER

#0

Jerome Moiso (1998-99, 99-00)

#1

Jason Flowers (2000-01)
Dijon Thompson (2001-02)

#2

Janou Rubin (2001-02)

#3

Ralph Jackson (1980-81, 81-82, 82-83, 83-84)
Richard Petruska (1991-92, 92-93)
Billy Knight (1997-98, 98-99, 99-00, 00-01, 01-02)

#4

Corey Gaines (1983-84)
Trevor Wilson (1986-87, 87-88, 88-89, 89-90)
Marquis Burns (1992-93, 93-94, 94-95)
Kevin Daley (1996-97, 97-98)
JaRon Rush (1998-99, 99-00)
Spencer Gloger (2000-01)

#5

Cameron Dollar (1993-94, 94-95, 95-96, 96-97)
Baron Davis (1997-98, 98-99)
Andre Patterson (2001-02)

#10

Rod Foster (1979-80, 80-81, 81-82, 82-83)
Ryan Walcott (2000-01, 01-02)

#11

Mike Sanders (1979-80, 80-81, 81-82)
Curtis Knight (1982-83, 83-84)
Corey Gaines (1984-85, 85-86)
Kevin Williams (1987-88, 88-89, 89-90)
Tyus Edney (1991-92, 92-93, 93-94, 94-95)
Todd Ramasar (1997-98, 98-99, 99-00, 00-01)

#12

Montel Hatcher (1982-83, 83-84, 84-85, 85-86, 86-87)
Gerald Madkins (1987-88, 88-89, 89-90, 90-91, 91-92)
David Boyle (1993-94)
Toby Bailey (1994-95, 95-96, 96-97, 97-98)

#13

Charles O'Bannon (1993-94, 94-95, 95-96, 96-97)
Travis Reed (1997-98, 98-99)
Gene Barnes (2001-02)

#14

Brad Holland (1975-76, 76-77, 77-78, 78-79)
Michael Holton (1979-80, 80-81, 81-82, 82-83)
Stu Meinert (1986-87, 87-88, 88-89)
Rodney Zimmerman (1990-91, 91-92, 92-93, 93-94)

#15

Jack Haley (1984-85, 85-86, 86-87)
Darrick Martin (1988-89, 89-90, 90-91, 91-92)
Ryan Mollins (2000-01)

#20


Jim Harrison (1956-57)
Sonny Skjervhein (1957-58, 58-59, 59-60)
Mike Huggins (1961-62, 62-63, 63-64)
John Lyons (1964-65, 65-66)
Tyren Nauls (1978-79, 79-80)
Darryl Morris (1985-86, 86-87, 87-88)
Jeff Bronner (1989-90)
Brandon Loyd (1995-96, 96-97, 97-98, 98-99)

#21

Rod Palmer (1985-86, 86-87)
Darrin Dafney (1988-89, 89-90)
Shon Tarver (1990-91, 91-92, 92-93, 93-94)
Ryan Bailey (1997-98, 98-99, 99-00, 00-01)
Cedric Bozeman (2001-02)

#22

Morris Taft (1954-55, 55-56)
Walt Torrence (1956-57, 57-58, 58-59)
Bob Berry (1959-60, 60-61)
Larry Gower (1961-62, 62-63)
John Galbraith (1964-65)
Kenny Heitz (1966-67, 67-68, 68-69)
Tommy Curtis (1970-71, 71-72, 72-73, 73-74)
Raymond Townsend (1974-75, 75-76, 76-77, 77-78)
Jerald Jones (1984-85, 85-86)
Chris Kenny (1988-89)
Steve Elkind (1992-93)
Rico Hines (1997-98, 98-99, 99-00, 00-01, 01-02)



Montel Hatcher

#23

Lindy Kell (1954-55)
Gary Baker (1956-57)
Cliff Brandon (1957-58, 58-59, 59-60)
Kenny Washington (1964-65, 65-66)
Lee Walzcuk (1967-68)
Kenny Booker (1968-69, 69-70, 70-71)
Bill Leonard (1977-78)
Mitchell Butler (1989-90, 90-91, 91-92, 92-93)
Matt Barnes (1998-99, 99-00, 00-01, 01-02)

#24

Courtney Bovio (1952-53, 53-54)
Art Hutchins (1954-55, 55-56, 56-57)
Bill Hicks (1959-60, 61-62)
Gail Goodrich (1962-63)
Chuck Darrow (1963-64)
Larry McCollister (1964-65)
Gene Sutherland (1965-66, 66-67, 67-68)
Rick Betchley (1969-70, 70-71)
Dave Cumberland (1971-72)
Roy Hamilton (1975-76, 76-77, 77-78, 78-79)
Randy Arrillaga (1980-81, 81-82, 82-83)
Jerome Richardson (1985-86, 86-87, 87-88, 88-89)
Bob Myers (1994-95, 95-96, 96-97)
Jason Kapono (1999-00, 00-01, 01-02)

#25

Ron Livingston (1952-53, 53-54)
Dave Hall (1954-55)
Rafer Johnson (1956-57, 57-58, 58-59)
Stan Anderson (1959-60)
Ron Lawson (1960-61)
Rich Gugat (1961-62)
Chuck Darrow (1962-63)
Gail Goodrich (1963-64, 64-65)
Don Saffer (1965-66, 66-67, 67-68, 68-69)
Andy Hill (1969-70, 70-71, 71-72)
Pete Trgovich (1972-73, 73-74, 74-75)
Nigel Miguel (1981-82, 82-83, 83-84, 84-85)
Keith Owens (1987-88, 88-89, 89-90, 90-91)
George Zidek (1991-92, 92-93, 93-94, 94-95)
Earl Watson (1997-98, 98-99, 99-00, 00-01)

#30

Denny Crum (1957-58, 58-59)
Duane Barnes (1959-60)
Jim Rosvall (1961-62)
Steve Lock (1962-63)
Kent Graham (1963-64)
Neville Saner (1965-66, 66-67, 67-68)
Curtis Rowe (1968-69, 69-70, 70-71)
Vince Carson (1971-72, 72-73)
Chris Lippert (1975-76, 76-77, 77-78, 78-79)
Darren Daye (1979-80, 80-81, 81-82, 82-83)
Dave Immel (1983-84, 84-85, 85-86, 86-87, 87-88)
Tracy Murray (1989-90, 90-91, 91-92)
Kevin Dempsey (1992-93, 93-94, 94-95, 95-96)
Sean Farnham (1996-97, 97-98, 98-99, 99-00)

#31

Swen Nater (1971-72, 72-73)
Rich Washington (1973-74, 74-75, 75-76)
Gig Sims (1976-77, 77-78, 78-79, 79-80)
Reggie Miller (1983-84, 84-85, 85-86, 86-87)

UCLA BASKETBALL ALL-TIME NUMERICAL ROSTER

Ed O'Bannon (1990-91, 91-92, 92-93, 93-94, 94-95)

#32

Gene Williams (1950-51)
John Moore (1951-52, 52-53, 53-54, 54-55)
Ben Rogers (1955-56, 56-57, 57-58)
Kent Miller (1958-59, 59-60)
Dave Waxman (1960-61, 61-62, 62-63)
Doug McIntosh (1963-64, 64-65, 65-66)
Steve Patterson (1967-68, 68-69, 69-70, 70-71)
Bill Walton (1971-72, 72-73, 73-74)
Brett Vroman (1974-75, 75-76, 76-77)
Darrell Allums (1977-78, 78-79, 79-80)
Brad Wright (1981-82, 82-83, 83-84, 84-85)
Greg Foster (1986-87, 87-88)

#33

Willie Naulls (1953-54, 54-55, 55-56)
Nolan Johnson (1956-57)
Warnell Jones (1958-59, 59-60)
Lew Alcindor (1966-67, 67-68, 68-69)

#34

Bob Ballard (1954-55)
Nolan Johnson (1955-56)
Dick Skaer (1956-57)
Bill Wagoner (1957-58)
Bill Hicks (1958-59)
Kim Stewart (1961-62)
Vaughn Hoffman (1962-63, 63-64, 64-65, 65-66)
Jim Nielson (1966-67, 67-68, 68-69)
Jon Chapman (1969-70, 70-71, 71-72)
Dave Meyers (1972-73, 73-74, 74-75)
David Greenwood (1975-76, 76-77, 77-78, 78-79)
Cliff Pruitt (1979-80, 80-81, 81-82)
Sean Lamb (1987-88, 88-89)
Jonah Naulls (1991-92, 92-93)
Jelani McCoy (1995-96, 96-97, 97-98)
Ray Young (1998-99, 99-00, 00-01, 01-02)

#35

Ed Feenstra (1950-51)
Mike Hibler (1951-52, 52-53, 53-54)
Conrad Burke (1955-56, 56-57, 57-58)
Ron Wallace (1958-59)
John Berberich (1959-60, 60-61)
Fred Slaughter (1961-62, 62-63, 63-64)
Mike Lynn (1964-65, 65-66, 66-67, 67-68)
Sidney Wicks (1968-69, 69-70, 70-71)
Ralph Drollinger (1972-73, 73-74, 74-75, 75-76)
James Wilkes (1976-77, 77-78, 78-79, 79-80)
Mark Eaton (1980-81, 81-82)
Ike Nwankwo (1992-93, 93-94, 94-95)

#39

Grover Luchsinger (1950-51)

#40

Bob Bell (1957-58)
Bob Miller (1961-62)
Rich Levin (1962-63)
Freddie Goss (1964-65, 65-66)
Terry Schofield (1967-68)
John Vallely (1968-69, 69-70)

Marvin Vitatoc (1970-71, 71-72)
Casey Corlis (1972-73, 73-74, 74-75)

#42 (Retired)

Ron Bane (1952-53, 53-54, 54-55)
Dick Barton (1955-56, 56-57)
Bob Fisher (1957-58, 58-59)
Bill Ellis (1959-60, 60-61)
Walt Hazzard (1961-62, 62-63, 63-64)
Mike Serafin (1965-66)
Lucius Allen (1966-67, 67-68)
Terry Schofield (1968-69, 69-70)
Bob Webb (1970-71, 71-72, 72-73, 73-74)
Darrell Allums (1976-77)
Kelvin Butler (1984-85, 85-86, 86-87, 87-88)
Don MacLean (1988-89, 89-90, 90-91, 91-92)

#43

Eddie White (1952-53, 53-54, 54-55)
Jack Arnold (1955-56)
Fred Crabtree (1956-57)
Bill French (1957-58, 58-59)
Kent Graham (1962-63)
Steve Brucker (1963-64)
Brice Chambers (1964-65, 65-66)
Jon Chapman (1968-69)
Terry Schofield (1970-71)
Greg Lee (1971-72, 72-73, 73-74)
Rennie Kelly (1977-78, 78-79)
Chris Lippert (1979-80)
Tony Wang (1984-85)
Stephen Brumbach (1988-89)
Rodney Odom (1989-90)
T.J. Cummings (2000-01, 01-02)

#44

Mark Costello (1951-52, 52-53, 53-54, 54-55)
Jim Halsten (1955-56, 56-57, 57-58)
Bill Kilmer (1958-59)
Jim Milhorn (1960-61, 61-62, 62-63)
Kenny Washington (1963-64)
Mike Warren (1965-66, 66-67, 67-68)
Lee Walczuk (1968-69)
Jim Spillance (1973-74, 74-75, 75-76, 76-77)
Dean Sears (1980-81, 81-82)
Jeff Dunlap (1984-85, 85-86)
Zan Mason (1989-90, 90-91)

#45

Denny Miller (1954-55, 55-56, 56-57, 57-58)
John Green (1959-60, 60-61, 61-62)
Fred Goss (1962-63)
Mike Serafin (1964-65)
Bill Sweek (1965-66, 66-67, 67-68, 68-69)
Henry Bibby (1969-70, 70-71, 71-72)
Andre McCarter (1972-73, 73-74, 74-75, 75-76)
Tony Anderson (1977-78, 78-79, 79-80, 80-81, 81-82)
Charles Rochelin (1985-86, 86-87, 87-88, 88-89)

#50

Ted Bell (1950-51)
Jack Hirsch (1961-62, 62-63, 63-64)
Bill Ureda (1964-65)
Kent Taylor (1966-67)
Fred Gray (1967-68)
Gary Franklin (1971-72, 72-73, 73-74)
Marvin Thomas (1974-75, 75-76, 76-77, 77-78, 78-79)
Kevin Walker (1986-87, 87-88, 88-89, 89-90)
omm' A Givens (1994-95, 95-96)
Dan Gadzuric (1998-99, 99-00, 00-01, 01-02)

#51

Dick Killgore (1952-53)

#52

Jerry Norman (1950-51, 51-52)
Mark Costello (1952-53)
Don Bragg (1952-53, 53-54, 54-55)
Allen Harring (1955-56)
Bob Archer (1956-57, 57-58, 58-59)
Pete Blackman (1959-60, 60-61, 61-62)
Rich Levin (1963-64, 64-65)
Randy Judd (1965-66)
Dick Lynn (1966-67)
John Ecker (1967-68, 68-69, 69-70, 70-71)
Keith Wilkes (1971-72, 72-73, 73-74)
Mike Sanders (1978-79)
Craig Jackson (1984-85, 85-86, 86-87, 87-88)
J.R. Henderson (1994-95, 95-96, 96-97, 97-98)
John Hoffart (2000-01, 01-02)

#53

Tom Williams (1952-53)
Al Herring (1954-55)
Nate Brewer (1956-57)
Roger Nichols (1959-60)
Keith Erickson (1963-64, 64-65)
Lynn Shackelford (1966-67, 67-68, 68-69)
Larry Hollyfield (1970-71, 71-72, 72-73)
Wilbert Olinde (1973-74, 74-75, 75-76, 76-77)
Gary Maloncon (1981-82, 82-83, 83-84, 84-85)

Craig Jackson

UCLA BASKETBALL ALL-TIME NUMERICAL ROSTER

#54 (Retired)

Dick Ridgway (1950-51, 51-52, 52-53, 53-54)
Bill Eblen (1956-55, 56-57)
Brian Kniff (1957-58, 58-59, 59-60, 60-61)
Jim McFerson (1961-62)
Kim Steward (1963-64)
Edgar Lacey (1964-65, 65-66, 67-68)
Larry Farmer (1970-71, 71-72, 72-73)
Marques Johnson (1973-74, 74-75, 75-76, 76-77)
Kenny Fields (1980-81, 81-82, 82-83, 83-84)
Kris Johnson (1994-95, 95-96, 96-97, 97-98)
Josiah Johnson (2000-01, 01-02)

#55

Barry Parlovich (1950-51)
Hank Steinman (1952-53)
Henry Steinman (1953-54)
Carroll Adams (1955-56)
Roland Underhill (1956-57, 57-58, 58-59)
Gary Cunningham (1959-60, 60-61, 61-62)
Keith Erickson (1962-63)
Bill Winkelholz (1964-65)
Joe Chrisman (1965-66, 66-67)
Bill Seibert (1967-68)
Rick Betchley (1968-69)
Gavin Smith (1973-74, 74-75, 75-76)
Kiki Vandeweghe (1976-77, 77-78, 78-79, 79-80)
Stuart Gray (1981-82, 82-83, 83-84)
Mike Lanier (1990-91, 91-92, 92-93)
Jon Crispin (2001-02)

#56

Don Bragg (1951-52, 52-53)

#57

John Matulich (1950-51)
Ron Bane (1951-52, 52-53)

#59

Jerry Evans (1950-51, 51-52, 52-53)

#70

Gene Logan (1950-51)

#71

Barry Porter (1951-52, 52-53)

#72

Arthur Alper (1950-51)
Jack Davidson (1951-52, 52-53)

#73

Don Johnson (1950-51)
Bill Johnston (1951-52, 52-53)

#74

Ernie Bond (1950-51)
Gene Logan (1952-53)

#75

Eddie Sheldrake (1950-51)
Ron Livingston (1951-52, 52-53)

#76

Rolf Engen (1950-51)
Ed White (1952-53)

#77

Fred Holzer (1950-51)
Courtney Borio (1952-53)

#78

Mark Costello (1951-52)
Bob Ballard (1952-53)

Unknown Numbers

Bob Arnold (1945-46)
Ray Alba (1948-49-50)
Eldon Bennett (1948-49)
Dick Bernie (1945)
Wayne Boulding (1948-49)
Guy Buccola (1947-48-49)
Grant Clothier (1945)
Chuck Clustka (1946-47-48-49)
Frank Freriks (1945)
Glen Grant (1945)
Dick Hough (1945-46)
Dick Irmas (1949)


Ralph Joeckel (1949-50)
Ernie Johnson (1949-50)
Carl Kraushaar (1949-50)
Marvin Lee (1942-43)
Ben Lewis (1946)
Hal Michaels (1944, 1945, 1946)
Don Miller (1946)
Dave Minor (1947-48)
Dick Perry (1947)
William Putnam (1945)
Doug Sale (1947)
Alan Sawyer (1946-49-50)
Paul Saunders (1949-50)
Don Seidel (1948-49-50)
George Stanich (1948-49-50)
John Stanich (1947-48)
Chuck Stewart (1945-46)
Owen Stewart (1945-46)
Mel Stoner (1946)
Dick West (1947-48)
Gene Williams (1948-50-51)
Ralph Witt (1945-46)

Pete Blackman


SEASON-BY-SEASON RECORDS

UCLA goes into the 2002-2003 season with an 83-year all-time basketball record of 1,515 wins and 655 defeats for a .698 winning percentage.


Season	Captain	Overall			Conference		
		W	L	Pct	W	L	Pct
Fred W. Cozens, Coach							
1919-20	Si Gibbs	12	2	.957	—	—	—
1920-21	Raymond McBurney	8	2	.800	—	—	—
Caddy Works, Coach							
1921-22	Si Gibbs	9	1	.900	—	—	—
1922-23	Buck Beeson	12	4	.750	—	—	—
1923-24	Bill Goertz	8	2	.800	—	—	—
1924-25	Wilbur Johns	11	6	.647	—	—	—
1925-26	Horace Bresee	14	2	.875	—	—	—
1926-27	Jim Armstrong	12	4	.750	—	—	—
1927-28	Jack Ketchum	10	5	.667	5	4	.505
1928-29	Sam Balter	7	9	.438	1	8	.111
1929-30	Larry Wildes	14	8	.636	3	6	.333
1930-31	Carl Knowles	9	6	.600	4	5	.444
1931-32	Dick Linthicum	9	10	.474	4	7	.363
1932-33	Ted Lemcke	10	11	.476	1	10	.091
1933-34	Don Piper	10	13	.435	2	10	.166
1934-35	Cordner Gibson	11	12	.478	4	8	.333
1935-36	Don Ashen	10	13	.435	2	10	.166
1936-37	Orv Appleby	6	14	.300	2	10	.166
1937-38	Jack Cooper	4	20	.167	0	12	.000
1938-39	Bob Calkins	7	20	.259	0	12	.000
Wilbur Johns, Coach							
1939-40	Alex Rafalovich	8	17	.320	3	9	.250
1940-41	Bob Null and Lloyd Anderson	6	20	.231	2	10	.166
1941-42	Bob Alshuler and Ernie Handelsman	5	18	.217	2	10	.166
1942-43	John Fryer	14	7	.667	4	4	.500
1943-44	Dick West	10	10	.500	3	3	.500
1944-45	Bill Putnam and Bill Rankin	12	12	.500	3	1	.750
1945-46	Dick Hough and Hal Michaels	8	16	.333	5	7	.417
1946-47	Dick Perry	18	7	.720	9	3	.750
1947-48	John Stanich	12	13	.480	3	9	.250
John R. Wooden, Coach							
1948-49	Ron Pearson	22	7	.759	10	2	.833
1949-50	Alan Sawyer	24	7	.774	10	2	.833
1950-51	Eddie Sheldrake	19	10	.655	9	4	.692
1951-52	Don Johnson and Jerry Norman	19	12	.613	8	4	.667
1952-53	Barry Porter	16	8	.667	6	6	.500
1953-54	Ron Livingston	18	7	.720	7	5	.583
1954-55	Don Bragg and John Moore	21	5	.808	11	1	.917
1955-56	Willie Naulls	22	6	.786	16	0	1.000
1956-57	Dick Banton	22	4	.846	13	3	.813
1957-58	Ben Rogers	16	10	.615	10	6	.625
1958-59	Walt Torrence	16	9	.640	10	6	.625
1959-60	Cliff Brandon	14	12	.538	7	5	.583
1960-61	Bill Ellis and John Berberich	18	8	.692	7	5	.583
1961-62	John Green and Gary Cunningham	18	11	.621	10	2	.833
1962-63	Jim Milhorn	20	9	.690	8	5	.615
1963-64	Walt Hazzard and Jack Hirsch	30	0	1.000	15	0	1.000
1964-65	Keith Erickson and Gail Goodrich	28	2	.933	14	0	1.000
1965-66	Doug McIntosh	18	8	.692	10	4	.714
1966-67	Mike Warren	30	0	1.000	14	0	1.000
1967-68	Mike Warren	29	1	.967	14	0	1.000
1968-69	Lew Alcindor and Lynn Shackelford	29	1	.967	13	1	.929



Caddy Works




Wilbur Johns



John Wooden

SEASON-BY-SEASON RECORDS


Season	Captain	Overall			Conference		
		W	L	Pct	W	L	Pct
1969-70	John Vallely	28	2	.933	12	2	.857
1970-71	Curtis Rowe and Sidney Wicks	29	1	.967	14	0	1.000
1971-72	Henry Bibby	30	0	1.000	14	0	1.000
1972-73	Larry Farmer	30	0	1.000	14	0	1.000
1973-74	Bill Walton, Keith Wilkes	26	4	.867	12	2	.857
1974-75	David Meyers	28	3	.903	12	2	.857
Gene Bartow, Coach							
1975-76	Marques Johnson and Richard Washington	28	4	.875	13	1	.929
1976-77	Marques Johnson	24	5	.831	11	3	.786
Gary Cunningham, Coach							
1977-78	Raymond Townsend	25	3	.893	14	0	1.000
1978-79	David Greenwood	25	5	.833	15	3	.833
Larry Brown, Coach							
1979-80	Kiki Vandeweghe and James Wilkes	22	10	.688	12	6	.667
1980-81	Mike Sanders and Tony Anderson	20	7	.741	13	5	.722
Larry Farmer, Coach							
1981-82	Mike Sanders, T. Anderson	21	6	.778	14	4	.778
1982-83	Michael Holton	23	6	.793	15	3	.833
1983-84	Ralph Jackson	17	11	.607	10	8	.556
Walt Hazzard, Coach							
1984-85	Gary Maloncon	21	12	.636	12	6	.667
1985-86	Reggie Miller, M. Hatcher	15	14	.517	9	9	.500
1986-87	Reggie Miller	25	7	.781	14	4	.778
1987-88	Craig Jackson, Dave Immel	16	14	.533	12	6	.667
Jim Harrick, Coach							
1988-89	Pooh Richardson	21	10	.677	13	5	.722
1989-90	Trevor Wilson	22	11	.667	11	7	.611
1990-91	Game Captains	23	9	.719	11	7	.611
1991-92	Gerald Madkins	28	5	.848	16	2	.889
1992-93	Mitchell Butler	22	11	.667	11	7	.611
1993-94	Shon Tarver and Rodney Zimmerman	21	7	.750	13	5	.722
1994-95	Ed O'Bannon, Tyus Edney and George Zidek	32	1	.979	17	1	.944
1995-96	Charles O'Bannon and Cameron Dollar	23	8	.742	16	2	.889
Steve Lavin, Coach							
1996-97	Charles O'Bannon and Cameron Dollar	24	8	.750	15	3	.833
1997-98	Toby Bailey and J.R. Henderson	24	9	.727	12	6	.667
1998-99	Baron Davis	22	9	.710	12	6	.667
1999-00	Sean Farnham, Rico Hines and Earl Watson	21	12	.636	10	8	.556
2000-01	Earl Watson and Ryan Bailey	23	9	.719	14	4	.714
2001-02	Rico Hines	21	12	.636	11	7	.611



Gene Bartow



Jim Harrick



Steve Lavin

UCLA'S ALL-TIME HEAD COACHING RECORDS

Coach	Yrs.	Won	Lost	Pct.
Fred W. Cozens	2	20	4	.833
Pierce "Caddy" Works	18	173	159	.521
Wilbur Johns	9	93	120	.437
John Wooden	27	620	147	.808
Gene Bartow	2	52	9	.852
Gary Cunningham	2	50	8	.862
Larry Brown	2	42	17	.712
Larry Farmer	3	61	23	.726
Walt Hazzard	4	77	47	.621
Jim Harrick	8	192	62	.756
Steve Lavin	6	135	59	.696
Totals	83	1515	655	.698

UCLA'S ALL-TIME ASSISTANT COACHES

— A —


Frank Arnold (1971-75)
Don Ashen (1955-57, 58-59)

— B —

Ken Barone (1989-91)

— C —

Ernie Carr (1987-88)



Ken Barone

Denny Crum (1959-60, 68-71)
Gary Cunningham (1966-75)

— E —

John Ecker (1974-75)
Chuck Evans (1980-81)

— F —

Larry Farmer (1975-81)
Tony Fuller (1988-92)

— G —

Keith Glass (1979-81)
Mark Gottfried (1988-95)

— H —

Jim Halsten (1958-59)
Jim Harrick (1977-79)
Jack Hirsch (1984-88)
Brad Holland (1988-92)
Michael Holton (1996-2001)
Lee Hunt (1975-77)

— I —

Craig Impelman (1977-79, 81-84)

— J —

Kris Jason (1984-87)

— L —

Steve Lavin (1991-96)
Paul Landreaux (1988-89)
Chris Lippert (1981-83)

— M —

Gerald Madkins (2001-02)
Andre McCarter (1984-88)

— N —

Jerry Norman (1958-62, 66-68)

— O —

Ken O' Connor (1979-84)

— P —

Barry Porter (1956-57)
Bill Putnam (1947-48, 54-62)

— R —

Dean Richardson (1955-57)
Lorenzo Romar (1992-96)
Frank Ryan (1986-87)

— S —

Jim Saia (1996-2002)
Patrick Sandle (2001-02)
Steve Spencer (1997-2001)

— W —

Eddie White (1955-56)
Greg White (1995-96)
Sidney Wicks (1984-88)



Michael Holton is now the head coach at the University of Portland.

VARSIY GAME-BY-GAME RESULTS

2001-2002

21-12; Pacific-10, 11-7 (6th)

Coach: Steve Lavin

11/19	71	(3)	Houston @Maui	60
11/20	73	(3)	Ball State @Maui	91
11/21	89	(3)	South Carolina @Maui	77
11/28	78	(10)	Pepperdine	85
12/5	65	(20)	UC Riverside	50
12/8	79	(20)	Alabama (16) @Anaheim	57
12/15	75	(17)	UC Irvine	74
12/20	85	(19)	@Washington	79
12/22	79	(19)	@Washington State	74
12/27	64	(15)	Columbia	55
12/29	98	(15)	Georgetown (20)	91
1/4	74	(14)	Washington	62
1/6	81	(14)	Washington State	69
1/10	77	(11)	USC @Forum	81
1/12	87	(11)	Kansas (1)	77
1/17	82	(9)	@Arizona State	79
1/19	86	(9)	@Arizona (15)	96
1/24	76	(13)	Stanford (17)	86
1/26	64	(13)	California	57
1/31	62	(13)	@Oregon	91
2/2	70	(13)	@Oregon State	48
2/6	67	(15)	USC (25)	65
2/9	57	(15)	@Villanova	58
2/14	77	(20)	Arizona (9)	76
2/16	68	(20)	Arizona State	69
2/21	51	(25)	@California	69
2/23	95	(25)	@Stanford (10)	92
2/28	65		Oregon State	57
3/2	62		Oregon (13)	65
3/7	61		California (25) @Staples Center	67
3/15	80		Mississippi @Pittsburgh	58
3/17	105		Cincinnati (5) @Pittsburgh (2 OT)	101
3/21	73		Missouri @San Jose	82

(Final Polls: USA Today/NABC - 20; AP - NR)

2000-2001

23-9; Pacific-10, 14-4 (3rd)

Coach: Steve Lavin

11/9	98	(17)	Kansas (7) @New York	99
11/10	97	(17)	Kentucky (12) @New York (1 OT)	92
11/21	74	(15)	Cal State Northridge	78
11/29	83		UC Santa Barbara	77
12/02	67		Georgia Tech @Anaheim	72
12/9	84		Hawai'i	64
12/16	65		UC Irvine	60
12/23	70		North Carolina (15)	80
12/30	87		@Purdue	82
1/4	86		Washington	64
1/6	75		Washington State	57
1/11	80		USC (19)	75
1/13	93		Villanova	65
1/18	91		@Arizona State	83
1/20	63		@Arizona (17)	88
1/25	67		Oregon State	40
1/27	98		Oregon	88
2/1	63		@California	92
2/3	79		@Stanford (1)	73
2/8	85		@USC (22)	76
2/10	94		@DePaul	88
2/15	79	(24)	Arizona (8) (1 OT)	77
2/17	73	(24)	Arizona State	68
2/22	88	(15)	@Oregon	73
2/24	68	(15)	@Oregon State (1 OT)	65
3/1	79	(12)	California	75
3/3	79	(12)	Stanford (1)	85
3/8	86	(13)	@Washington State	76
3/10	94		@Washington	96
3/15	61	(15)	Hofstra @Greensboro	48
3/17	75	(15)	Utah State @Greensboro	50
3/22	63	(15)	Duke (1) @Philadelphia	76

(Final Polls: USA Today/NABC - 12; AP - 15)

1999-2000

21-12; Pacific-10, 10-8 (T-4th)

Coach: Steve Lavin

11/23	76	(13)	Fairfield	57
11/27	105	(13)	Iona	73
12/01	100	(12)	Morgan State	39
12/11	43	(11)	Gonzaga (24)	59
12/18	76	(13)	DePaul (19)	58
12/21	83	(18)	Maine @Hawaii*	62
12/22	54	(18)	Colorado State @Hawaii*	55
12/23	103	(18)	South Florida @Hawaii* (1 OT)	98
12/27	68	(23)	Pepperdine	66
12/30	55	(23)	Purdue	53
1/6	62	(29)	@Washington (Key Arena)	63
1/8	86	(24)	@Washington State	64
1/12	79		@USC	91
1/18	71		@North Carolina	68
1/20	61	(25)	Arizona (2)	76
1/22	83	(25)	Arizona State	77
1/27	85		@Oregon State	74
1/29	58		@Oregon	73
2/3	63		Stanford (2)	78

2/5	70		California	73
2/9	83		USC	78
2/13	67		@Syracuse (4)	71
2/17	75		@Arizona State	104
2/19	84		@Arizona (4)	99
2/24	75		Oregon	69
2/26	69		Oregon State	59
3/2	83		@California	62
3/4	94		@Stanford (1 OT) (1)	93
3/9	65		Washington State	58
3/11	90		Washington	64
3/16	65		Ball State @Minneapolis	57
3/18	105		Maryland @Minneapolis (17)	70
3/23	56		Iowa State @Auburn Hills (6)	80

(Final Polls: USA Today/NABC - 23; AP - NR)

1998-99

22-9; Pacific-10, 12-6 (3rd)

Coach: Steve Lavin

11/19	89	(11)	Santa Clara	76
11/26	69	(10)	USF @Puerto Rico	62
11/27	54	(10)	Maryland @Puerto Rico (5)	70
11/28	62	(10)	Kentucky @Puerto Rico (4)	66
12/2	109	(18)	Delaware State	67
12/5	69	(18)	Oklahoma State @Anaheim (11)	66
12/12	72	(15)	Nevada Las Vegas	67
12/19	114	(12)	Cal State Northridge	97
12/23	66	(12)	American	56
12/29	92	(10)	Loyola Marymount	67
1/2	82	(10)	Arizona (6)	75
1/4	88	(10)	Arizona State (1 OT)	85
1/7	63	(8)	@Oregon State	65
1/9	65	(8)	@Oregon	65
1/14	72	(10)	California	61
1/16	59	(10)	Stanford (4)	72
1/20	98	(13)	@USC	80
1/23	82	(13)	@Louisville (24)	70
1/28	69	(11)	@Washington State	66
1/31	83	(11)	@Washington	93
2/4	79	(13)	Oregon	77
2/7	85	(13)	Oregon State	67
2/11	73	(9)	@Stanford (6)	77
2/13	67	(9)	California @Oakland	85
2/17	68	(16)	USC	63
2/21	93	(16)	Syracuse	69
2/25	100	(15)	Washington State	61
2/27	79	(15)	Washington	62
3/4	68	(12)	@Arizona State	65
3/6	70	(12)	@Arizona (13)	87
3/11	53	(15)	Detroit Mercy @Indianapolis	56

(Final Polls: USA Today/NABC - 21; AP - 15)

1997-98

24-9; Pacific-10, 12-6 (3rd)

Coach: Steve Lavin

11/27	68	(7)	North Carolina @Alaska (4)	109
11/28	92	(7)	Alaska Anchorage @Alaska	68
11/29	86	(7)	Alabama Birmingham @Alaska	72
12/6	69	(15)	New Mexico @Anaheim (8)	58
12/13	120	(12)	Cal State Fullerton	91
12/18	90	(11)	Northern Arizona	68
12/20	73	(11)	St. Louis	67
12/22	81	(11)	Boise State	75
12/27	65	(9)	@Nevada Las Vegas	57
12/30	74	(9)	Illinois	69
1/3	75	(9)	@Arizona (8)	87
1/5	78	(9)	@Arizona State	73
1/8	90	(10)	Oregon State	72
1/10	68	(10)	Oregon	66
1/15	74	(8)	California @Oakland	73
1/17	80	(8)	@Stanford (7)	93
1/21	101	(9)	USC	84
1/25	88	(9)	Louisville	82
1/29	88	(8)	Washington State	68
1/31	105	(8)	Washington	94
2/5	81	(6)	@Oregon	97
2/7	84	(6)	@Oregon State	75
2/12	81	(9)	Stanford (14)	84
2/14	87	(9)	California	84
2/18	82	(12)	@USC (1 OT)	75
2/22	84	(12)	@Duke (2)	120
2/26	78	(18)	@Washington State	75
3/1	94	(18)	@Washington	95
3/5	102	(19)	Arizona State	94
3/7	87	(19)	Arizona (2)	91
3/13	65	(19)	Miami (FL) @Atlanta	62
3/15	85	(19)	Michigan @Atlanta (12)	82
3/20	68	(19)	Kentucky @St. Petersburg (5)	94

(Final Polls: USA Today/NABC - 12; AP - 19)

1996-97

24-8; Pacific-10, 15-3 (1st)

Championships Won: Pacific-10

Coach: Steve Lavin

11/20	76	(5)	Tulsa (1 OT)	77
12/3	95	(17)	Cal State Northridge	73
12/7	83	(17)	Kansas (1)	96

12/14	72	(23)	Ohio	61
12/17	93	(24)	Jackson State	67
12/21	63	(24)	Illinois @Chicago	79
12/23	64	(24)	@St. Louis	57
12/28	87		Morgan State	72
1/2	84		Washington State	56
1/4	79		Washington	70
1/9	61		@Stanford (21)	109
1/11	64		California @Cow Palace	56
1/16	79		Arizona State	62
1/18	84		Arizona (1 OT) (6)	78
1/23	96		@USC	87
1/25	71		@Louisville (6)	74
1/30	85		@Oregon (1 OT)	87
2/1	74		@Oregon State	68
2/6	68		California	71
2/8	87		Stanford (18)	68
2/13	66	(24)	@Arizona (11)	64
2/15	92	(24)	at Arizona State	81
2/19	82	(17)	USC	60
2/23	73	(17)	Duke (6)	69
2/27	81	(10)	Oregon State	69
3/1	74	(10)	Oregon	67
3/6	87	(9)	@Washington	85
3/8	87	(9)	@Washington State	86
3/13	109	(7)	Charleston Southern @Auburn Hills (16)	75
3/15	96	(7)	Xavier @Auburn Hills (13)	83
3/20	74	(7)	Iowa State @San Antonio (1 OT) (18)	73
3/22	72	(7)	Minnesota @San Antonio (3)	80

(Final Polls: USA Today/NABC - 7; AP - 7)

1995-96

23-8; Pacific-10, 16-2 (1st)

Championships Won: Pacific-10

Coach: Jim Harrick

11/20	69	(4)	Santa Clara @Maui Classic	78
11/21	68	(4)	Wisconsin @Maui Classic	57
11/22	71	(4)	Vanderbilt @Maui Classic	75
11/28	79	(23)	Cal State Fullerton	63
12/2	70	(23)	@Kansas (2)	85
12/9	73		Maryland @Anaheim (20)	63
12/18	109		Stephen F. Austin	88
12/20	83		@Notre Dame	58
12/23	89		@UNLV	82
12/30	92	(23)	San Francisco	58
1/4	78	(20)	Washington State @Spokane (1 OT)	73
1/6	78	(20)	@Washington	70
1/11	64	(17)	Stanford (24)	56
1/13	93	(17)	California	73
1/18	87	(13)	@Arizona State	73
1/20	79	(13)	@Arizona (13)	88
1/24	99	(15)	USC	72
1/27	76	(15)	Louisville	78
2/1	85	(19)	Oregon	78
2/3	69	(19)	Oregon State	60
2/8	73	(17)	California @Oakland	65
2/10	66	(17)	@Stanford (25)	67
2/15	76	(18)	Arizona (13)	75
2/17	87	(18)	Arizona State	70
2/22	61	(16)	@USC	59
2/25	66	(16)	@Duke	85
2/29	68	(17)	@Oregon State	66
3/2	77	(17)	@Oregon	71
3/7	91	(17)	Washington (1 OT)	88
3/9	82	(17)	Washington State	71
3/14	41	(14)	Princeton @Indianapolis	43

(Final Polls: USA Today/NABC - 19; AP - 14)

1994-95

32-1; Pacific-10, 17-1 (1st)

Championships Won: NCAA, Pacific-10

Coach: Jim Harrick

11/26	83	(6)	CS Northridge	60
12/5	82	(2)	Kentucky @Anaheim (7)	61
12/10	99	(2)	CS Fullerton	85
12/17	92	(2)	@LSU	72
12/22	137	(2)	George Mason	100
12/28	88	(2)	North Carolina State	80
1/5	72	(2)	@Oregon	82
1/9	87	(6)	@Oregon State	78
1/12	75	(6)	Washington	57
1/14	91	(4)	Washington State	78
1/19	71	(4)	@Arizona (11)	61
1/21	85	(4)	@Arizona State (13)	72
1/26	77	(4)	Stanford (17)	74
1/28	93	(4)	†California	100
2/2	73	(7)	@USC	69
2/5	92	(7)	Notre Dame	55
2/9	74	(6)	@Washington	66
2/11	98	(6)	@Washington State	83
2/16	82	(6)	Arizona State (1 OT) (13)	77
2/19				

VARSVITY GAME-BY-GAME RESULTS

2/23	104	(2)	@California	88
2/26	100	(2)	Duke	77
3/1	85	(1)	USC	66
3/5	91	(1)	@Louisville	73
3/9	86	(1)	Oregon State	67
3/11	94	(1)	Oregon (25)	78
3/17	92	(1)	Florida International @Boise	56
3/19	75	(1)	Missouri @Boise (23)	74
3/23	86	(1)	Mississippi State @Oakland (18)	67
3/25	102	(1)	Connecticut @Oakland (8)	96
4/1	74	(1)	Oklahoma State @Seattle (14)	61
4/3	89	(1)	Arkansas @Seattle (6)	78

(Final Polls: USA Today/NABC -1; AP - 1)
† Forfeited by California

1993-94

21-7; Pacific-10, 13-5 (T-2nd)

Coach: Jim Harrick

11/27	115	(14)	Loyola Marymount	77
12/4	108	(10)	UNLV	83
12/8	80	(9)	Tennessee State	66
12/11	93	(9)	CS Long Beach	51
12/18	100	(9)	LSU (25)	80
12/20	93	(9)	@Houston	72
12/28	81	(8)	North Carolina St. @Greensboro	75
1/6	89	(6)	Oregon	73
1/8	104	(6)	Oregon State	71
1/13	81	(5)	@Washington State	79
1/15	82	(5)	@Washington	62
1/20	74	(2)	Arizona (9)	66
1/22	98	(2)	Arizona State	81
1/27	69	(1)	@Stanford	65
1/30	70	(1)	California @Oakland	85
2/3	101	(4)	USC	72
2/5	63	(4)	@Notre Dame	79
2/10	79	(9)	Washington	76
2/12	76	(9)	Washington State	66
2/17	76	(8)	@Arizona State	70
2/19	74	(8)	@Arizona (15)	98
2/24	88	(15)	California (17)	92
2/26	103	(15)	Stanford	88
3/3	79	(15)	@USC	85
3/6	75	(15)	Louisville (10)	72
3/10	78	(15)	@Oregon State	67
3/12	79	(15)	@Oregon	80
3/18	102	(17)	Tulsa @Oklahoma City	112

(Final Polls: USA Today/CNN -22; AP - 17)

1992-93

22-11; Pacific-10, 11-7 (T-3rd)

Coach: Jim Harrick

11/18	68	(24)	St. Louis (NIT)	54
11/20	73	(24)	Texas El Paso (NIT)	72
11/25	64	(21)	Seton Hall (NIT in NY) (6)	73
11/27	86	(21)	Florida State (NIT in NY) (7)	83
12/5	69	(16)	Santa Clara	60
12/12	90	(13)	San Diego	63
12/19	68	(13)	Georgia @Atlanta	63
12/22	80	(12)	Cal St. Northridge	73
12/28	79	(11)	@Pittsburgh	91
12/30	90	(11)	Cal St. Fullerton	82
1/2	87	(11)	Houston	78
1/7	80	(15)	Arizona (20)	82
1/9	89	(15)	Arizona State	85
1/14	99	(16)	@Oregon	87
1/16	73	(16)	@Oregon State	79
1/21	84	(23)	Stanford	76
1/24	82	(23)	California	104
1/28	90		@USC	80
1/31	68		Notre Dame	65
2/4	67		@Washington	81
2/6	56		@Washington State	67
2/11	76		Oregon State	75
2/14	97		Oregon	90
2/18	72		@Stanford	64
2/20	85		California @Oakland	71
2/25	62		USC	72
2/28	67		@Duke (9)	78
3/4	71		Washington State	70
3/6	93		Washington	64
3/11	77		@Arizona State	74
3/13	80		@Arizona (6)	99
3/19	81		Iowa State @Tucson	70
3/21	84		Michigan (1 OT) @Tucson (3)	86

(Final Polls: USA Today/NABC -NR; AP - NR)

1991-92

28-5; Pacific-10, 16-2 (1st)

Championships Won: Pacific-10

Coach: Jim Harrick

11/15	87	(11)	Indiana @Springfield (2)	72
11/30	68	(4)	Long Beach State	57
12/7	98	(2)	Pepperdine	58
12/14	84	(3)	@San Diego State	64
12/20	106	(3)	Loyola	80

12/23	86	(2)	Cal State Fullerton	80
12/28	113	(2)	Oral Roberts	62
1/4	87	(2)	Georgia	80
1/9	83	(2)	@Arizona State	62
1/11	89	(2)	@Arizona (6)	87
1/16	99	(2)	Oregon	71
1/18	87	(2)	Oregon State (1 OT)	81
1/23	86	(2)	California @Oakland	66
1/25	83	(2)	@Stanford (24)	77
1/29	82	(2)	USC (25)	86
2/2	78	(2)	@Louisville (24)	64
2/6	74	(4)	Washington	61
2/8	82	(4)	Washington State	61
2/13	72	(3)	@Oregon State	62
2/15	84	(3)	@Oregon	65
2/18	82	(2)	California	76
2/20	96	(2)	Stanford	70
2/22	71	(2)	@Notre Dame	84
2/27	79	(4)	@USC (13)	83
3/1	65	(4)	Duke (1)	75
3/5	89	(9)	@Washington State	85
3/8	80	(9)	@Washington	79
3/12	89	(8)	Arizona (2)	77
3/14	85	(8)	Arizona State	81
3/20	73	(4)	Robert Morris @Tempe	53
3/22	85	(4)	Louisville @Tempe	69
3/26	85	(4)	New Mexico St. (@Albuqer.)	78
3/28	79	(4)	Indiana @Albuquerque (5)	106

(Final Polls: UPI -3; AP - 4)

1990-91

23-9; Pacific-10, 11-7 (2nd)

Coach: Jim Harrick

11/23	134	(11)	UC Irvine @Anchorage	101
11/24	80	(11)	@Alaska-Anchorage	67
11/26	89	(11)	Virginia @ Anchorage (18)	74
12/2	149	(12)	Loyola	98
12/5	123	(8)	St. Mary's	93
12/8	99	(8)	Notre Dame	91
12/15	92	(6)	@DePaul	90
12/19	108	(5)	Pepperdine	85
12/22	71	(5)	@Iowa	88
12/27	110	(10)	Fresno State	89
12/29	94	(10)	San Diego State	74
1/2	98	(10)	USC	81
1/5	88	(10)	Louisville	81
1/10	82	(7)	@Arizona State	68
1/12	77	(7)	@Arizona (6)	82
1/16	82	(7)	Stanford	89
1/20	98	(7)	California	81
1/24	96	(11)	@Oregon State (2OT)	97
1/26	90	(11)	@Oregon	83
1/30	74	(12)	@USC	76
2/2	112	(12)	Pittsburgh (19)	85
2/7	64	(14)	Arizona State	44
2/10	94	(14)	Arizona (OT) (5)	105
2/14	79	(15)	@California	82
2/16	89	(15)	@Stanford	86
2/21	100	(17)	Oregon	83
2/23	87	(17)	Oregon State	56
2/28	99	(16)	@Washington State	91
3/3	68	(16)	@Washington	86
3/7	86	(17)	Washington State	64
3/10	73	(17)	Washington	60
3/18	69	(16)	Penn State @Syracuse	74

(Final Polls: UPI -14; AP - 16)

1989-90

22-11; Pacific-10, 11-7 (4th)

Coach: Jim Harrick

11/25	66	(13)	Santa Clara	62
11/30	58	(15)	@Washington	56
12/2	68	(15)	@Washington State	64
12/9	83	(13)	San Diego	74
12/17	84	(13)	@Notre Dame	86
12/19	89	(18)	American	74
12/23	87	(18)	Cal State Fullerton	75
12/27	74	(16)	@Fresno State	65
12/29	115	(16)	East Tennessee State	66
1/3	89	(15)	USC	72
1/7	80	(15)	@Louisville (8)	97
1/11	62	(19)	Arizona State	53
1/13	73	(19)	Arizona (18)	67
1/18	79	(16)	@Stanford	87
1/21	106	(16)	@California	97
1/25	79	(23)	Oregon	62
1/27	94	(23)	Oregon State	80
2/1	75	(16)	@USC	76
2/3	87	(16)	DePaul	77
2/8	80	(19)	@Arizona State	72
2/10	74	(19)	@Arizona	83
2/15	71	(23)	California	79
2/18	69	(23)	Stanford	70
2/22	99		@Oregon	105
2/24	74		@Oregon State (17)	83
3/1	96		Washington State	89
3/4	74		Washington	61
3/9	94		Oregon @Tempe	76

3/10	79		Arizona State @Tempe	78
3/11	78		Arizona @Tempe (15)	94
3/16	68		UAB @Atlanta	56
3/18	71		Kansas @Atlanta (5)	70
3/22	81		Duke @East Rutherford (15)	90

(Final Polls: UPI -NR; AP - NR)

1988-89

21-10; Pacific-10, 13-5 (T-3rd)

Coach: Jim Harrick

11/26	84		Texas Tech	62
12/1	91		@Miami, Fla.	66
12/3	97		@Brigham Young	87
12/7	85		Boston	74
12/17	78		@North Carolina (8)	104
12/21	76	(20)	California	59
12/23	74	(20)	Stanford	70
12/28	90		@UC Irvine	91
12/30	99		North Texas	84
1/5	97		@Oregon	66
1/8	69		@Oregon State	82
1/12	67		@USC	66
1/14	79		Notre Dame	82
1/19	94		Arizona State	84
1/21	75		@Stanford (20)	84
1/26	64		@Washington State	63
1/28	93		@Washington	74
2/2	80		Oregon	74
2/5	92		Oregon State	75
2/8	68		USC	65
2/12	77		Louisville (4)	75
2/16	86		@Arizona State	93
2/18	64		@Arizona (2)	102
2/23	101		Washington	78
2/26	56		Washington State	55
3/2	81		@California	73
3/4	86		Arizona (1)	89
3/10	64		Washington @Forum	54
3/11	86		Stanford @Forum (12)	95
3/17	84		Iowa State @Atlanta	74
3/19	81		North Carolina @Atlanta (5)	88

(Final Polls: UPI -NR; AP - NR)

1987-88

16-14; Pacific-10, 12-6 (T-2nd)

Coach: Walt Hazzard

11/20	119		Oral Roberts (NIT)	79
11/23	66		@New Mexico (NIT)	77
12/3	76		Temple (12)	81
12/5	80		Brigham Young	87
12/12	64		St. John's	72
12/14	98		Penn	49
12/17	116		UC Irvine	100
12/21	70		@California	83
12/23	110		@Stanford (2OT)	116
12/28	74		Cal State Fullerton	65
1/2	73		North Carolina (4)	80
1/7	64		Oregon State	65
1/10	65		Oregon	60
1/14	81		USC	65
1/16	79		@Louisville	92
1/21	94		@Arizona State	81
1/24	74		@Arizona (1)	86
1/28	88		Washington State	63
1/30	78		Washington	71
2/4	76		@Oregon	71
2/7	68		@Oregon State	73
2/11	85		@USC	70
2/14	66		@Notre Dame	73
2/18	79		Arizona State	73
2/20	76		Arizona (1 OT) (3)	78
2/25	97		@Washington	87
2/27	62		@Washington State	55
3/3	91		Stanford	69
3/6	74		California	66
3/11	71		Washington State @Tucson	73

(Final Polls: UPI -NR; AP - NR)

1986-87

25-7; Pacific-10, 14-4 (1st) Championships Won: Pac-10, Pac-10 Tny.

Coach: Walt Hazzard

11/29	76		Santa Clara	62
12/1	89		North Carolina (1)	84
12/6	95	(11)	Pepperdine	63
12/13	63	(11)	@St. John's	70
12/15	65	(11)	@Temple	76
12/19	73	(17)	@Washington State	81
12/21	80	(17)	@Washington	90
12/27	67		Long Beach State	65
12/29	72		Cal State Fullerton	71
1/2	95		Stanford	75
1/4	86		California	81
1/8	61		@Arizona State	51

VARSVITY GAME-BY-GAME RESULTS

1/11	84	@Arizona	83
1/15	64	Oregon	59
1/18	69	Oregon State (1OT)	67
1/24	63	Notre Dame	59
1/29	87	Washington	95
2/1	61	Washington State	60
2/5	93	@Stanford	62
2/7	77	@California	72
2/12	81	Arizona	65
2/14	77	@USC	65
2/16	64	Arizona State	67
2/19	57	@Oregon State	53
2/22	102	@Oregon	71
2/26	82	USC	76
2/28	99	Louisville	86
3/6	99 (18)	Arizona State	83
3/7	75 (18)	California	68
3/8	76 (18)	Washington	64
3/12	92 (15)	Central Michigan @ S.L. City	73
3/14	68 (15)	Wyoming @ Salt Lake City	78

(Final Polls: UPI -13; AP - 15)

1985-86 15-14; Pacific-10, 9-9 (4th) Coach: Walt Hazzard

11/24	70	@North Carolina (2)	107
11/29	91	St. Mary's	62
11/30	75	Temple	59
12/7	84	Long Beach State	64
12/14	65	St. John's (14)	69
12/20	85	Loyola	79
12/21	109	Miami (Fla.)	64
1/2	71	Oregon	65
1/4	49	Oregon State	54
1/9	65	@Washington	90
1/11	81	@Washington State (2 OT)	80
1/16	86	Arizona State	75
1/18	64	@Notre Dame (13)	74
1/23	70	@Stanford	76
1/25	67	@California	75
1/29	66	USC	56
2/1	72	@Louisville (18)	91
2/6	94	Washington (OT)	89
2/9	88	Washington State	81
2/13	60	@Arizona	85
2/15	73	@Arizona State (OT)	74
2/20	76	California	63
2/22	64	@USC	79
2/24	95	Stanford	74
3/1	65	DePaul	63
3/3	76	Arizona	88
3/6	74	@Oregon State	63
3/8	65	@Oregon	80
3/13	74	UC Irvine	80

(Final Polls: UPI -NR; AP - NR)

1984-85 21-12; Pacific-10, 12-6 (T-3rd) Championships Won: NIT Coach: Walt Hazzard

11/23	87	Idaho	58
11/24	60	Santa Clara	68
12/1	61	@DePaul (2)	80
12/8	70	@Memphis State	86
12/15	98	USIU	50
12/19	81	@Brigham Young	89
12/22	69	St. John's @New York (8)	88
12/29	69	Oral Roberts	61
1/3	49	@Oregon State	59
1/5	67	Oregon (2 OT)	59
1/10	75	Washington State	48
1/17	64	@Arizona State	61
1/19	52	@Arizona	53
1/21	63	Washington	51
1/24	80	California	69
1/26	100	Stanford	71
2/1	77	@USC (2 OT)	78
2/3	52	Notre Dame	53
2/7	58	@Washington State (OT)	66
2/9	61	@Washington	67
2/16	69	Arizona State	65
2/18	72	@Stanford	66
2/21	53	@California	48
2/24	75	Louisville	65
2/28	78	USC (4 OT)	80
3/2	58	Arizona (19)	54
3/7	59	Oregon State	51
3/9	72	@Oregon	69
3/13	78	Montana	47
3/19	82	Nebraska	63
3.23	53	Fresno State	43
3/27	75	Louisville @New York	66
3/29	65	Indiana @New York	62

(Final Polls: UPI -NR; AP - NR)

1983-84 17-11; Pacific-10, 10-8 (4th) Coach: Larry Farmer

11/25	85 (9)	Idaho State	58
11/26	65 (9)	Long Beach State	59
12/3	51 (9)	@Notre Dame	47
12/10	60 (7)	New Mexico	65
12/17	65 (15)	Memphis State	51
12/19	63 (15)	Howard	52
12/22	63 (9)	St. Mary's	54
12/28	82 (7)	Brigham Young	73
1/5	79 (6)	Arizona State	57
1/7	61 (6)	@Arizona	58
1/10	71 (6)	Stanford	66
1/14	51 (6)	@Oregon	62
1/19	76 (9)	California	54
1/22	78 (9)	@Louisville	86
1/26	75 (15)	USC (OT)	69
1/28	68 (15)	DePaul (2)	84
2/2	73 (20)	@Washington State	59
2/4	81 (20)	@Washington (3 OT)	89
2/9	83	Oregon (OT)	87
2/11	63	Oregon State	72
2/16	70	@California (OT)	62
2/18	64	@Stanford	75
2/15	72	@USC	80
2/27	67	@Arizona State	76
3/1	73	Washington (13)	59
3/3	83	Washington State	64
3/8	68	Arizona	60
3/10	65	@Oregon State (20)	70

(Final Polls: UPI -NR; AP - NR)

1982-83 23-6; Pacific-10, 15-3 (1st) Championships Won: Pacific-10 Coach: Larry Farmer

11/26	85 (7)	@Brigham Young	82
12/2	73 (6)	@DePaul (OT)	70
12/4	65 (6)	@Notre Dame	64
12/11	94 (5)	San Jose State	71
12/18	75 (4)	Iowa (7)	66
12/20	82 (4)	LSU	68
12/23	79 (3)	@Maryland (2 OT)	80
12/28	76 (5)	Louisville (13)	72
1/8	92 (6)	@Arizona	87
1/10	87 (6)	@Arizona State	86
1/13	97 (5)	Oregon	69
1/15	99 (5)	Oregon State	77
1/20	68 (1)	@California	63
1/22	101 (1)	@Stanford	87
1/28	67 (1)	Alabama	70
1/30	59 (1)	Notre Dame	53
2/3	89 (7)	Washington State (OT)	87
2/5	84 (7)	Washington (18)	65
2/10	67 (5)	@Oregon	56
2/12	65 (5)	@Oregon State	69
2/17	99 (10)	Stanford	86
2/19	70 (10)	California	60
2/24	77 (8)	USC	60
2/26	71 (8)	@USC	64
3/5	90 (6)	@Washington	66
3/7	68 (6)	@Washington State	70
3/10	111 (4)	Arizona	58
3/12	76 (4)	Arizona State	78
3/19	61 (7)	Utah @Boise	67

(Final Polls: UPI -7; AP - 7)

1981-82 21-6; Pacific-10, 14-4 (2nd) Coach: Larry Farmer

11/27	75 (2)	Brigham Young	79
11/28	76 (2)	Pepperdine	69
12/3	54 (8)	Rutgers @Meadowlands	57
12/5	75 (8)	@Notre Dame	49
12/12	77 (17)	Boston	43
12/19	87 (17)	DePaul (7)	75
12/23	83 (15)	LSU @Superdome	76
12/29	90 (16)	Maryland	57
1/2	51 (16)	@Washington State (3 OT)	57
1/4	50 (16)	@Washington	56
1/9	71 (19)	@ USC	86
1/16	65	Arizona	56
1/18	75	Arizona State	59
1/22	42	@Stanford	34
1/23	83	@California	56
1/29	74	Oregon State (8)	68
1/30	84	Oregon	61
2/5	69	USC	66
2/7	48	Notre Dame	47
2/12	88	@Arizona	73
2/13	72	@Arizona State	60
2/19	70	California (OT)	65
2/20	79	Stanford	53
2/26	58 (20)	@Oregon State (4)	72

2/27	88 (20)	@Oregon	66
3/5	68 (19)	Washington	67
3/6	57 (19)	Washington State	54

(Final Polls: UPI -NR; AP - 19)

1980-81 20-7; Pacific-10, 13-5 (3rd) Coach: Larry Brown

11/28	99 (6)	VMI	61
11/29	94 (6)	Notre Dame (10)	81
12/6	113 (3)	St. Mary's	70
12/13	81 (3)	Pepperdine	63
12/15	69 (3)	Evansville	62
12/21	73 (3)	Temple (@Tokyo, Japan)	49
12/27	77 (3)	@DePaul (1)	93
1/3	96 (7)	Washington	74
1/5	87 (7)	Washington State	61
1/10	66 (7)	USC	68
1/16	74 (8)	@Arizona State (3 OT) (12)	78
1/17	79 (8)	@Arizona	76
1/23	85 (12)	Stanford	58
1/24	75 (12)	California	61
1/29	67 (10)	@Oregon State (T1)	81
1/31	75 (10)	@Oregon	69
2/6	76 (12)	@USC	62
2/8	51 (12)	@Notre Dame (9)	50
2/12	90 (8)	Arizona	79
2/14	64 (8)	Arizona State (5)	61
2/19	72 (6)	@California	66
2/21	72 (6)	@Stanford	74
2/27	98 (13)	Oregon	75
3/1	76 (13)	Oregon State (1)	82
3/5	59 (13)	@Washington State	50
3/7	91 (13)	@Washington	72
3/14	55 (10)	Brigham Young @Providence (16)	78

(Final Polls: UPI -11; AP - 10)

1979-80 22-10; Pacific-10, 12-6 (4th) Coach: Larry Brown

11/30	82 (8)	Idaho State	40
12/1	90 (8)	Hofstra	71
12/8	92 (7)	Santa Clara	79
12/11	74 (7)	@Notre Dame (4)	77
12/15	94 (7)	DePaul (11)	99
12/21	102 (14)	UC Santa Barbara	58
12/22	86 (14)	Colorado State	63
12/28	73 (16)	California	59
12/29	92 (16)	Stanford	60
1/3	67 (16)	@Oregon State (14)	76
1/5	76 (16)	@ Oregon	62
1/12	74 (16)	@USC	82
1/17	76	Arizona State	78
1/19	73	Notre Dame (8)	80
1/21	69	Arizona	59
1/24	76	@Washington	59
1/26	64	@Washington State	80
1/31	93	Oregon State (2)	67
2/2	90	Oregon	76
2/9	91	USC	64
2/16	90	@Arizona	78
2/18	80	@Arizona State (18)	92
2/21	80	Washington State (20)	66
2/23	70	Washington	72
2/28	75	@Stanford	62
3/1	83	@California	58
3/7	87	Old Dominion @Tempe	74
3/9	77	DePaul @Tempe (1)	71
3/13	72	Ohio State @Tucson (10)	68
3/15	85	Clemson @Tucson	74
3/22	67	Purdue @Indianapolis (20)	62
3/24	54	Louisville @Indianapolis (2)	59

(Final Polls: UPI -NR; AP - NR)

1978-79 25-5; Pacific-10, 15-3 (1st) Championships Won: Pacific-10 Coach: Gary Cunningham

11/24	79 (2)	Boise State	59
11/25	108 (2)	DePaul	85
12/2	87 (2)	Santa Clara	73
12/9	78 (2)	Notre Dame (3)	81
12/16	97 (5)	San Diego State	73
12/22	95 (3)	Fordham	64
12/23	103 (3)	Boston College	81
12/27	72 (3)	@Stanford	75
12/28	95 (3)	@California	67
1/4	65 (6)	Oregon State	63
1/6	78 (6)	Rutgers	57
1/8	74 (6)	Oregon	71
1/13	89 (6)	@USC	86
1/18	69 (3)	@Arizona	70
1/20	95 (3)	@Arizona State	79
1/25	89 (6)	Washington State	71
1/27	86 (6)	Washington	61
2/1	65 (6)	@Oregon	58

VARSVITY GAME-BY-GAME RESULTS

2/3	69	(6)	@Oregon State	56
2/9	102	(4)	USC (OT)	94
2/11	56	(4)	@Notre Dame (1)	52
2/15	85	(2)	Arizona State	83
2/17	110	(2)	Arizona	86
2/22	68	(1)	@Washington	69
2/24	110	(1)	@Washington State (3 OT)	102
3/1	79	(3)	California	68
3/3	99	(3)	Stanford	71
3/11	76	(2)	Pepperdine @UCLA	71
3/15	99	(2)	USF @Provo (12)	81
3/17	91	(2)	DePaul @Provo (6)	95

(Final Polls: UPI -2; AP -2)

1977-78

25-3; Pacific-8, 14-0 (1st) Championships Won: Pacific-8 Coach: Gary Cunningham

11/26	75	(6)	Brigham Young	73
11/27	106	(6)	Seattle	73
12/2	104	(6)	Colorado	70
12/3	88	(6)	Santa Clara	79
12/10	66	(5)	Notre Dame (3)	69
12/16	90	(8)	Southern Illinois	75
12/17	71	(8)	UC Santa Barbara	55
12/22	109	(7)	San Jose State	69
12/23	86	(7)	New Mexico State	67
12/29	85	(8)	Arizona	63
1/6	79	(7)	@Washington	60
1/8	70	(7)	@Washington State	55
1/13	90	(7)	Oregon	72
1/14	77	(7)	Oregon State	60
1/22	73	(3)	@Notre Dame (7)	75
1/28	83	(6)	USC	71
2/2	101	(5)	Stanford	64
2/4	94	(5)	California	75
2/10	78	(5)	@California	64
2/11	79	(5)	@Stanford	63
2/17	60	(4)	Washington State	59
2/18	104	(4)	Washington	64
2/23	96	(3)	@Oregon State	58
2/25	83	(3)	@Oregon	57
3/3	91	(2)	@USC	78
3/5	96	(2)	Michigan	70
3/11	83	(2)	Kansas @Eugene (9)	76
3/16	70	(2)	Arkansas @Albuquerque (5)	74

(Final Polls: UPI -2; AP -2)

1976-77

24-5; Pacific-8, 11-3 (1st) Championships Won: Pacific-8 Coach: Gene Bartow

11/26	74	(4)	San Diego State	64
11/27	76	(4)	DePaul (18)	69
12/1	99	(3)	Jacksonville	68
12/11	63	(3)	Notre Dame (7)	66
12/17	107	(9)	Rice	60
12/18	110	(9)	Tulsa	85
12/22	89	(8)	San Jose State	74
12/23	59	(8)	William & Mary	55
12/28	99	(8)	SMU	71
12/29	88	(8)	Utah State	68
1/2	96	(8)	Houston	83
1/7	60	(7)	Oregon	61
1/8	83	(7)	Oregon State	66
1/13	82	(12)	@California	74
1/15	100	(12)	@Stanford	86
1/23	70	(10)	@Notre Dame	65
1/28	77	(8)	USC	59
1/30	103	(8)	Tennessee @Atlanta (7)	89
2/3	75	(2)	Washington	65
2/5	72	(2)	Washington State	59
2/10	65	(2)	@Washington State	62
2/12	73	(2)	@Washington	78
2/17	89	(3)	@Oregon State	76
2/19	55	(3)	@Oregon	65
2/24	114	(5)	Stanford	83
2/26	91	(5)	California	69
3/5	78	(4)	@USC	69
3/12	87	(2)	Louisville @Pocatello (14)	79
3/17	75	(2)	Idaho State @Provo	76

(Final Polls: UPI -4; AP -2)

1975-76

28-4; Pacific-8, 13-1 (1st) Champs. Won: Pac-8, Bruin Classic Coach: Gene Bartow

11/29	64	(2)	Indiana @St. Louis (1)	84
12/5	90	(5)	San Jose State	60
12/6	81	(5)	Southern Illinois	60
12/15	101	(5)	San Diego State	86
12/18	83	(6)	Missouri	71
12/20	106	(6)	Seattle	72
12/23	96	(4)	Baylor	75

12/29	52	(4)	Santa Clara	48
12/30	99	(4)	Purdue	86
1/2	111	(4)	Denver	79
1/3	86	(4)	Notre Dame (5)	70
1/8	62	(3)	@Oregon	61
1/10	58	(3)	†@Oregon State	75
1/16	68	(8)	Stanford	67
1/17	80	(8)	California	71
1/22	64	(6)	UC Santa Barbara	50
1/24	85	(6)	@Notre Dame (15)	95
1/31	68	(12)	USC	62
2/5	92	(9)	@Washington (6)	87
2/7	91	(9)	@Washington State	71
2/12	104	(6)	Washington State	78
2/14	78	(6)	Washington (9)	76
2/19	78	(5)	Oregon State	69
2/21	45	(5)	Oregon	65
2/27	113	(9)	@California	93
2/28	120	(9)	@Stanford	74
3/6	87	(7)	@USC	73
3/13	74	(6)	San Diego State @Eugene	64
3/18	70	(5)	Pepperdine (20)	61
3/20	82	(5)	Arizona (15)	66
3/27	51	(5)	Indiana @Philadelphia (1)	65
3/29	106	(5)	Rutgers @Philadelphia (4)	92

(Final Polls: UPI -5; AP -5)
† Forfeited by Oregon State

1974-75

28-3; Pacific-8, 12-2 (1st) Championships Won: NCAA, Pacific-8, Maryland Invitational Coach: John Wooden

11/29	85	(2)	Wichita State	74
11/30	79	(2)	DePaul	64
12/6	84	(2)	Loyola (Chicago)	67
12/7	82	(2)	Oklahoma State	51
12/20	113	(3)	Memphis State	94
12/21	85	(3)	Notre Dame (12)	72
12/27	78	(3)	St. Bonaventure @Maryland	62
12/28	81	(3)	@Maryland (5)	75
1/3	91	(3)	Davidson	64
1/4	111	(3)	Oklahoma	66
1/9	92	(2)	Washington	82
1/11	77	(2)	Washington State	69
1/17	60	(2)	@Stanford	64
1/18	102	(2)	@California	72
1/23	104	(4)	UC Santa Barbara	76
1/25	78	(4)	@Notre Dame	84
2/1	89	(4)	USC (6)	84
2/7	67	(2)	@Oregon State	60
2/8	107	(2)	@Oregon (9)	103
2/14	96	(2)	Oregon (13)	66
2/15	74	(2)	Oregon State (17)	62
2/20	69	(2)	@Washington State	61
2/22	81	(2)	@Washington	103
2/28	51	(5)	California	47
3/1	93	(5)	Stanford	59
3/8	72	(4)	@USC	68
3/15	103	(2)	Michigan @Pullman (OT)	91
3/20	67	(2)	Montana @Portland	64
3/22	89	(2)	Arizona State @Portland (7)	75
3/29	75	(1)	Louisville @San Diego (OT) (4)	74
3/31	92	(1)	Kentucky @San Diego (2)	85

(Final Polls: UPI -2; AP -1)

1973-74

26-4; Pacific-8, 12-2 (1st) Champs. Won: Pac-8, Bruin Classic Coach: John Wooden

11/30	101	(1)	Arkansas	79
12/1	65	(1)	Maryland (4)	64
12/8	77	(1)	Southern Methodist	60
12/15	84	(1)	No. Carolina St. @St. Louis (2)	66
12/21	110	(1)	Ohio University	63
12/22	111	(1)	St. Bonaventure	59
12/28	86	(1)	Wyoming	58
12/29	90	(1)	Michigan	70
1/5	100	(1)	@Washington	48
1/7	55	(1)	@Washington State	45
1/11	92	(1)	California	56
1/12	66	(1)	Stanford	52
1/17	68	(1)	Iowa @Chicago	44
1/19	70	(1)	@Notre Dame (2)	71
1/25	96	(2)	Santa Clara	54
1/26	94	(2)	Notre Dame (1)	75
2/2	65	(1)	USC (11)	54
2/8	84	(1)	Oregon	66
2/9	80	(1)	Oregon State	75
2/15	57	(1)	@Oregon State	61
2/16	51	(1)	@Oregon	56
2/22	93	(3)	Washington State	68
2/23	99	(3)	Washington	65
3/1	83	(3)	California @Oakland	60
3/2	62	(3)	@Stanford	60

3/9	82	(3)	USC @Sports Arena (7)	52
3/14	111	(2)	Dayton @Tucson (3OT) (20)	100
3/16	83	(2)	USF @ Tucson	60
3/23	77	(2)	N. C. St. @Greensboro (2 OT) (10)	80
3/25	78	(2)	Kansas @Greensboro (6)	61

(Final Polls: UPI -2; AP -2)

1972-73

30-0; Pacific-8, 14-0 (1st) Championships Won: NCAA, Pacific-8, Sugar Bowl Tourney Coach: John Wooden

11/25	94	(1)	Wisconsin	53
12/1	73	(1)	Bradley	38
12/2	81	(1)	Pacific	48
12/16	98	(1)	UC Santa Barbara	67
12/22	89	(1)	Pittsburgh	73
12/23	82	(1)	Notre Dame	56
12/29	85	(1)	Drake @New Orleans	72
12/30	71	(1)	Illinois @New Orleans	64
1/5	64	(1)	Oregon	38
1/6	87	(1)	Oregon State	61
1/12	82	(1)	@Stanford	67
1/13	69	(1)	@California	50
1/19	92	(1)	USF (10)	64
1/20	101	(1)	Providence (9)	77
1/25	87	(1)	Loyola @ Chicago	73
1/27	82	(1)	@Notre Dame	63
2/3	79	(1)	USC @Sports Arena (20)	56
2/10	88	(1)	@Washington State	50
2/12	76	(1)	@Washington	67
2/16	93	(1)	Washington	62
2/17	96	(1)	Washington State	64
2/22	72	(1)	@Oregon	61
2/24	73	(1)	@Oregon State	67
3/2	90	(1)	California	65
3/3	51	(1)	Stanford	45
3/10	76	(1)	USC	56
3/15	98	(1)	Arizona State @UCLA (16)	81
3/17	54	(1)	USF @UCLA (20)	39
3/24	70	(1)	Indiana @St. Louis (6)	59
3/26	87	(1)	Memphis State @St. Louis	66

(Final Polls: UPI -1; AP -1)

1971-72

30-0; Pacific-8, 14-0 (1st) Championships Won: NCAA, Pacific-8, Bruin Classic Coach: John Wooden

12/3	105	(1)	The Citadel	49
12/4	106	(1)	Iowa	72
12/10	110	(1)	Iowa State	81
12/11	117	(1)	Texas A&M	53
12/22	114	(1)	Notre Dame	56
12/23	119	(1)	TCU	81
12/29	115	(1)	Texas	65
12/30	79	(1)	Ohio State (6)	53
1/7	78	(1)	@Oregon State	72
1/8	93	(1)	@Oregon	68
1/14	118	(1)	Stanford	79
1/15	82	(1)	California	43
1/21	92	(1)	Santa Clara	57
1/22	108	(1)	Denver	61
1/28	92	(1)	Loyola @Chicago	64
1/29	57	(1)	@Notre Dame	32
2/5	81	(1)	USC	56
2/11	89	(1)	Washington State	58
2/12	109	(1)	Washington	70
2/19	100	(1)	@Washington	83
2/21	85	(1)	@Washington	55
2/25	92	(1)	Oregon	70
2/26	91	(1)	Oregon State	72
3/3	85	(1)	@California	71
3/4	102	(1)	@Stanford	73
3/10	79	(1)	USC @Sports Arena	66
3/16	90	(1)	Weber State @Provo	58
3/18	73	(1)	CSLB @Provo (5)	57
3/23	96	(1)	Louisville @Sports Arena (4)	77
3/25	81	(1)	Florida St. @Sports Arena (10)	76

(Final Polls: UPI -1; AP -1)

1970-71

29-1; Pacific-8, 14-0 (1st) Championships Won: NCAA, Pacific-8, Steel Bowl Coach: John Wooden

12/4	108	(1)	Baylor	77
12/5	124	(1)	Rice	78
12/11	100	(1)	Pacific	88
12/12	95	(1)	Tulsa	75
12/22	94	(1)	Missouri	75
12/23	79	(1)	St. Louis	65
12/29	90	(1)	William & Mary @Pittsburgh	71

VARSITY GAME-BY-GAME RESULTS

12/30	77	(1)	Pittsburgh @Pittsburgh	65
1/2	106	(1)	Dayton	82
1/8	78	(1)	Washington	69
1/9	95	(1)	Washington State	71
1/15	58	(1)	@Stanford	53
1/16	94	(1)	@California	76
1/22	87	(1)	Loyola @Chicago	62
1/23	82	(1)	@Notre Dame (9)	89
1/30	74	(2)	UC Santa Barbara	61
2/6	64	(3)	USC @Sports Arena (2)	60
2/12	69	(1)	@Oregon	68
2/13	67	(1)	@Oregon State	65
2/19	94	(1)	Oregon State	64
2/20	74	(1)	Oregon	67
2/27	57	(1)	@Washington State	53
3/1	71	(1)	@Washington	69
3/5	103	(1)	California	69
3/6	107	(1)	Stanford	72
3/13	73	(1)	USC (3)	62
3/18	91	(1)	Brigham Young @Utah (20)	73
3/20	57	(1)	CSLB @Utah (16)	55
3/25	68	(1)	Kansas @Houston (4)	60
3/27	68	(1)	Villanova @Houston (19)	62

(Final Polls: UPI -1; AP - 1)

1969-70
28-2; Pacific-8, 12-2 (1st)
Championships Won: NCAA,
Pacific-8, Bruin Classic
Coach: John Wooden

12/1	90	(4)	Arizona	65
12/6	72	(4)	@Minnesota	71
12/12	127	(2)	Miami	69
12/13	133	(2)	LSU	84
12/23	99	(2)	Texas	54
12/27	121	(2)	Georgia Tech	90
12/29	76	(2)	Princeton	75
1/3	108	(2)	Notre Dame (13)	77
1/9	75	(1)	Oregon	58
1/10	72	(1)	Oregon State	71
1/16	61	(1)	Bradley @Chicago	58
1/17	94	(1)	Loyola @Chicago	72
1/23	89	(1)	UCSB	80
1/24	115	(1)	Wyoming	77
1/30	87	(1)	@California	72
1/31	102	(1)	@Stanford	84
2/7	66	(1)	@Washington	56
2/9	72	(1)	@Washington State	70
2/13	95	(1)	Washington State	61
2/14	101	(1)	Washington	85
2/20	71	(1)	@Oregon State	56
2/21	65	(1)	@Oregon	78
2/27	120	(2)	Stanford	90
2/28	109	(2)	California	95
3/6	86	(1)	USC	87
3/7	91	(1)	USC @Sports Arena	78
3/12	88	(2)	CSLB @Seattle	65
3/14	101	(2)	Utah State @Seattle (16)	79
3/19	93	(2)	New Mex. St. @College Park (5)	77
3/21	80	(2)	Jacksonville @College Park (4)	69

(Final Polls: UPI -2; AP - 2)

1968-69
29-1; Pacific-8, 13-1 (1st)
Championships Won: NCAA,
Pacific-8, ECAC Holiday Festival
Coach: John Wooden

11/30	94	(1)	Purdue (10)	82
12/6	84	(1)	@Ohio State (13)	73
12/7	88	(1)	@Notre Dame (5)	75
12/20	90	(1)	Minnesota	51
12/21	95	(1)	West Virginia	56
12/27	98	(1)	Providence @New York	81
12/28	83	(1)	Princeton @New York	67
12/30	74	(1)	St. John's @New York	56
1/4	96	(1)	Tulane	64
1/10	93	(1)	@Oregon	64
1/11	83	(1)	@Oregon State	64
1/18	100	(1)	Houston	64
1/24	81	(1)	Northwestern @Chicago	67
1/25	84	(1)	Loyola @Chicago	65
1/31	109	(1)	California	74
2/1	98	(1)	Stanford	61
2/7	62	(1)	Washington	51
2/8	108	(1)	Washington State	80
2/15	83	(1)	@Washington State	59
2/17	53	(1)	@Washington	44
2/21	91	(1)	Oregon State	66
2/22	103	(1)	Oregon	69
2/28	81	(1)	@Stanford	60
3/1	84	(1)	@California	77
3/7	61	(1)	USC @ Sports Arena (OT)	55
3/8	44	(1)	USC	46

3/13	53	(1)	New Mexico St. @UCLA (12)	38
3/15	90	(1)	Santa Clara @UCLA (3)	52
3/20	85	(1)	Drake @Louisville (11)	82
3/22	92	(1)	Purdue @Louisville (6)	72

(Final Polls: UPI -1; AP - 1)

1967-68
29-1; AAWU, 14-0 (1st)
Championships Won: NCAA,
AAWU, Los Angeles Classic
Coach: John Wooden

12/2	73	(1)	@Purdue	71
12/9	120	(1)	Wichita State	86
12/9	121	(1)	Iowa State	80
12/22	109	(1)	Bradley (10)	73
12/23	114	(1)	Notre Dame	63
12/27	95	(1)	Minnesota @Sports Arena	55
12/29	108	(1)	St. Louis @Sports Arena	67
12/30	104	(1)	Wyoming @Sports Arena	71
1/5	97	(1)	Washington State	69
1/6	93	(1)	Washington	65
1/12	94	(1)	@California	64
1/13	75	(1)	@Stanford	63
1/18	93	(1)	Portland	69
1/20	69	(1)	Houston @Astrodome (2)	71
1/26	90	(2)	Holy Cross @New York	67
1/27	84	(2)	Boston College @ New York	77
2/3	101	(2)	USC	67
2/9	55	(2)	@Oregon State	52
2/10	104	(2)	@Oregon	63
2/16	119	(2)	Oregon	78
2/17	88	(2)	Oregon State	71
2/24	84	(2)	@Washington	64
2/26	101	(2)	@Washington State	70
3/1	100	(2)	Stanford	62
3/2	115	(2)	California	71
3/9	72	(2)	USC @Sports Arena	64
3/15	58	(2)	New Mex. State @Albuquerque	49
3/16	87	(2)	Santa Clara @Albuquerque	66
3/22	101	(2)	Houston @Sports Arena (1)	69
3/23	78	(2)	No. Carolina @Sports Arena (4)	55

(Final Polls: UPI -2; AP - 2)

1966-67
30-0; AAWU, 14-0 (1st)
Champs. Won: NCAA, AAWU,
L.A. Classic
Coach: John Wooden

12/3	105	(1)	USC	90
12/9	88	(1)	Duke (7)	54
12/10	107	(1)	Duke (7)	87
12/22	84	(1)	Colorado State	74
12/23	96	(1)	Notre Dame	67
12/28	100	(1)	Wisconsin	56
12/29	91	(1)	Georgia Tech	72
12/30	107	(1)	USC	83
1/7	76	(1)	@Washington State	67
1/9	83	(1)	@Washington	68
1/13	96	(1)	California	78
1/14	116	(1)	Stanford	78
1/20	122	(1)	Portland	57
1/21	119	(1)	UCSB	75
1/28	82	(1)	Loyola @Chicago	67
1/29	120	(1)	Illinois @Chicago	82
2/4	40	(1)	USC @Sports Arena (OT)	35
2/10	76	(1)	Oregon State	44
2/11	100	(1)	Oregon	66
2/17	34	(1)	@Oregon	25
2/18	72	(1)	@Oregon State	50
2/24	71	(1)	Washington	43
2/25	100	(1)	Washington State	78
3/3	75	(1)	@Stanford	47
3/4	103	(1)	@California	66
3/11	83	(1)	USC	55
3/17	109	(1)	Wyoming @Corvallis	60
3/18	80	(1)	Pacific @Corvallis	64
3/24	73	(1)	Houston @Louisville (7)	58
3/25	79	(1)	Dayton @Louisville	64

(Final Polls: UPI -1; AP - 1)

1965-66
18-8; AAWU, 10-4 (2nd)
Championships Won: L. A.
Classic
Coach: John Wooden

12/3	92	(1)	Ohio State	66
12/4	97	(1)	Illinois	79
12/10	66	(1)	Duke @Durham (6)	82
12/11	75	(1)	Duke @Charlotte (6)	94
12/17	78	(8)	Kansas (4)	71

12/18	76	(8)	Cincinnati @Sports Arena	82
12/21	86		USC @Sports Arena	67
12/27	95		LSU @Sports Arena	89
12/29	82		Purdue @Sports Arena	70
12/30	94		USC @Sports Arena	76
1/7	79	(10)	Oregon State	35
1/8	97	(10)	Oregon	65
1/14	75	(9)	@California	66
1/15	69	(9)	@Stanford	74
1/28	96	(10)	Loyola @Chicago (7)	102
1/31	84	(10)	Arizona	67
2/5	83		@Washington State	84
2/7	89		@Washington	67
2/11	88		Washington State	61
2/12	100		Washington	71
2/18	51		@Oregon State	64
2/19	72		@Oregon	79
2/25	95		California	79
2/26	70		Stanford	58
3/4	94		USC	79
3/5	99		USC @Sports Arena	62

(Final Polls: UPI -NR; AP - NR)

1964-65
28-2; AAWU, 14-0 (1st)
Championships Won: NCAA
AAWU, L. A. Classic, Milwaukee
Classic
Coach: John Wooden

12/4	83	(2)	@Illinois	110
12/5	112	(2)	@Indiana State	76
12/11	107	(7)	Arizona State	76
12/12	68	(7)	Oklahoma State	52
12/18	61	(5)	Marquette @Milwaukee	52
12/19	115	(5)	Boston College @Milwaukee	93
12/22	84	(4)	USC	75
12/28	99	(4)	Arizona	79
12/29	93	(4)	Minnesota	77
12/30	104	(4)	Utah	74
1/8	91	(1)	@Oregon	74
1/9	83	(1)	@Oregon State	53
1/15	76	(1)	California	54
1/16	80	(1)	Stanford	66
1/29	82	(1)	Iowa @Chicago	87
1/30	85	(1)	Loyola @Chicago	72
2/5	93	(2)	Washington State	41
2/6	78	(2)	Washington	75
2/12	83	(2)	@Washington	73
2/13	70	(2)	@Washington State	68
2/19	73	(2)	Oregon State	55
2/20	74	(2)	Oregon	64
2/26	83	(2)	@Stanford	67
2/27	83	(2)	@California	68
3/5	77	(2)	USC	71
3/6	52	(2)	USC	50
3/12	100	(2)	Brigham Young @Provo	76
3/13	101	(2)	USF @Provo	93
3/19	108	(2)	Wichita St. @Portland	89
3/20	91	(2)	Michigan @Portland (1)	80

(Final Polls: UPI -2; AP - 2)

1963-64
30-0; AAWU, 15-0 (1st)
Champs. Won: NCAA, AAWU,
L. A. Classic
Coach: John Wooden

12/6	113		Brigham Young	71
12/7	80		Butler	65
12/13	78		Kansas State @Lawrence	75
12/14	74		Kansas @Manhattan	54
12/20	112	(6)	Baylor @Long Beach	61
12/21	95	(6)	Creighton @Long Beach	79
12/26	95	(4)	Yale	65
12/27	98	(4)	Michigan (3)	80
12/28	83	(4)	Illinois	79
1/3	88	(2)	@Washington State	83
1/4	121	(2)	@Washington State	77
1/10	79	(1)	USC	59
1/11	78	(1)	USC	71
1/17	84	(1)	Stanford	71
1/18	80	(1)	Stanford @Santa Monica	61
1/31	107	(1)	@UCSB	76
2/1	87	(1)	UCSB @ Santa Monica	59
2/7	87	(1)	@California	67
2/8	58	(1)	@California	56
2/14	73	(1)	Washington	58
2/15	88	(1)	Washington	60
2/22	100	(1)	@Stanford	88
2/24	78	(1)	@Washington	64
2/29	93	(1)	Washington State	56
3/2	87	(1)	California	57

VARSI GAME-BY-GAME RESULTS

3/6	91	(1)	USC	81
3/13	95	(1)	Seattle @Corvallis	90
3/14	76	(1)	USF @Corvallis	72
3/20	90	(1)	Kansas State @Kansas City	84
3/21	98	(1)	Duke @Kansas City (3)	83

(Final Polls: UPI -1; AP - 1)

1962-63

20-9; AAWU, 8-5 (T-1st)

Championships Won: Co-AAWU, L. A. Classic

Coach: John Wooden

11/30	70		Denver	41
12/1	66		Santa Clara @UCLA	41
12/7	60		@Colorado	82
12/8	65		@Colorado State	66
12/14	101		Oklahoma @Santa Monica	64
12/15	72		Missouri @Santa Monica	55
12/18	81		@Butler	68
12/20	70		@Northwestern	63
12/22	77		@Wisconsin	63
12/26	89		Utah State	75
12/28	85		St. Louis	66
12/29	68		Colorado State	64
1/4	61	(9)	@Washington	62
1/5	63	(9)	@Washington	67
1/12	63		California @ Santa Monica	58
1/25	83		@Texas Tech	63
1/26	103		@Texas Tech	80
2/1	77		USC	65
2/2	86		USC	72
2/9	78		@Stanford (10)	86
2/22	69		@Stanford	73
2/23	64		@California	57
3/1	60		USC	62
3/2	80		Washington @Santa Monica	52
3/8	64		Stanford @Santa Monica (9)	54
3/9	72		California @Santa Monica	53
3/13	51		Stanford @Santa Monica	45
3/15	79		Arizona State @Provo (4)	93
3/16	75		USF @Provo	76

(Final Polls: UPI -15; AP - NR)

1961-62

18-11; AAWU, 10-2 (1st)

Championships Won: NCAA Far West Regional, AAWU

Coach: John Wooden

12/1	66		@Brigham Young	68
12/2	83		@Brigham Young	86
12/9	69		Kansas	61
12/15	91		DePauw	62
12/16	68		Colorado State	69
12/20	72		@Creighton	74
12/22	65		@Houston	91
12/23	81		Texas A&M @Houston	71
12/27	86		Army	72
12/28	84		Ohio State (1)	105
12/29	79		Utah	88
1/5	72		Washington	57
1/6	75		Washington	63
1/13	71		@California	60
1/26	89		Texas Tech @Santa Monica	60
1/27	87		Texas Tech @Santa Monica	58
2/2	73		USC (5)	59
2/10	82		Stanford @Santa Monica	64
2/16	60		USC	74
2/17	69		USC	62
2/23	68		California	62
2/24	75		Stanford	65
3/2	69		@Washington	66
3/9	67		@Stanford	82
3/10	66		@California	54
3/16	73		Utah State @Provo	62
3/17	88		Oregon State @Provo	69
3/23	70		Cincinnati @Louisville (2)	72
3/24	80		Wake Forest @Louisville	82

(Final Polls: UPI -17; AP - 19)

1960-61

18-8; AAWU, 7-5 (2nd)

Coach: John Wooden

12/2	58		@Oklahoma State	64
12/3	94		@Tulsa	74
12/9	83		Kansas State	73
12/10	93		NYU	69
12/16	85	(13)	Notre Dame	54
12/17	73	(13)	Butler	61
12/28	98	(16)	Michigan State	61
12/29	94	(16)	Indiana (4)	72
12/30	65	(16)	Iowa	71
1/6	45	(9)	@Washington	58
1/7	62	(9)	@Washington	58

1/13	90	(10)	Arizona	68
1/14	54	(10)	California	46
1/27	85		Denver	64
1/28	89		Air Force	78
2/3	63		USC (9)	78
2/4	86		USC (9)	83
2/11	65		@Stanford	79
2/17	76		@Kentucky	77
2/18	87		Loyola @Chicago	82
2/24	65		@California	66
2/25	70		@Stanford	56
3/3	85		USC (10)	86
3/4	84		Washington	58
3/10	69		Stanford	55
3/11	59		California	55

(Final Polls: UPI -NR; AP - NR)

1959-60

14-12; AAWU, 7-5 (2nd)

Coach: John Wooden

12/1	47		USC	45
12/4	66		Kentucky	68
12/5	75		Santa Clara	73
12/11	62		Brigham Young	42
12/12	48		Oklahoma State	52
12/18	74		@Purdue	75
12/19	73		@Butler	79
12/21	73		@Minnesota	72
12/28	93		Michigan	68
12/29	73		West Virginia (2)	87
12/30	62		USC	72
1/2	57		Washington	55
1/4	55		Washington	54
1/8	47		@California (2)	59
1/15	63		USC (10)	62
1/29	68		@Denver	71
1/30	76		@Air Force	75
2/5	66		New Mexico State	56
2/6	67		Stanford	54
2/12	58		@Stanford	52
2/13	45		@California (3)	53
2/19	49		Stanford	48
2/20	57		California (3)	67
2/27	73		@Washington	84
3/4	71		USC	91
3/5	72		USC	70

(Final Polls: UPI -NR; AP - NR)

1958-59

16-9; PCC, 10-6 (T-3rd)

Coach: John Wooden

12/5	59		St. Mary's @San Francisco	62
12/6	42		Santa Clara @San Francisco	56
12/12	72		Kansas (7)	61
12/13	65		Iowa State	63
12/19	58	(19)	Colorado	48
12/20	56	(19)	Colorado	54
12/26	47		Santa Clara	49
12/27	71		Denver	57
1/2	62		@Idaho	53
1/3	54		@Washington State	71
1/5	63		@Washington	68
1/9	68		Washington State	41
1/10	73		Oregon State	62
1/16	57		USC	53
1/17	65		USC	63
1/30	63		UCSB @UCLA	59
2/6	58		California (19)	60
2/7	87		Idaho	91
2/13	61		@Stanford	69
2/14	51		@California (18)	64
2/20	70		Oregon	53
2/21	64		Stanford	51
2/27	71		@Oregon State	59
2/28	69		@Oregon	62
3/6	56		Washington @UCLA	55

(Final Polls: UPI -NR; AP - NR)

1957-58

16-10; PCC, 10-6 (3rd)

Coach: John Wooden

12/6	70		St. Mary's	64
12/7	65		Oklahoma	53
12/13	82	(13)	DePauw	52
12/14	73	(13)	DePauw	48
12/18	68	(13)	@Wichita State	83
12/20	43	(13)	@Bradley (11)	67
12/21	76	(13)	@Evansville	83
12/27	61		Michigan State (8)	63
12/28	98		Ohio State	78
1/3	64		@Oregon	58
1/4	61		@Oregon State (18)	68
1/10	73		Oregon	64
1/11	64		Idaho	56
1/17	52		USC	51

1/18	80		USC	75
1/31	77		Santa Clara @Bakersfield	56
2/7	72		Washington State	64
2/8	58		California	61
2/14	64		@Washington State	44
2/15	67		@Idaho	73
2/17	67		@Washington	62
2/21	46		Stanford @Long Beach	43
2/22	61		Oregon State @Long Beach	77
2/28	50		@California (19)	56
3/1	50		@Stanford	57
3/8	89		Washington @UCLA	68

(Final Polls: UPI -NR; AP - NR)

1956-57

22-4; PCC, 13-3 (T-2nd)

Coach: John Wooden

11/30	69		Nebraska	56
12/1	78		Nebraska	60
12/8	60		Santa Clara @Bakersfield	68
12/14	74		Brigham Young	59
12/15	58		Brigham Young	59
12/21	77		Missouri	54
12/22	93		Occidental	40
12/26	72		@St. Louis (5)	66
12/28	82		@Butler	71
12/29	52		@Indiana	48
1/4	64	(8)	@Idaho	63
1/5	69	(8)	@Idaho	68
1/11	87	(8)	Washington State	65
1/12	83	(8)	Washington State	62
2/1	59	(5)	Oregon State @Long Beach	37
2/2	64	(5)	Oregon State @Long Beach	53
2/8	68	(5)	@Washington	65
2/9	74	(5)	@Washington	90
2/15	86	(7)	Stanford	63
2/16	79	(7)	Stanford	61
2/22	81	(8)	@Oregon	62
2/23	73	(8)	@Oregon	65
2/26	80	(6)	USC	84
3/1	71	(6)	@California	66
3/2	68	(6)	@California	73
3/5	65	(7)	USC	55

(Final Polls: UPI -T-9; AP - 14)

1955-56

22-6; PCC, 16-0 (1st)

Championships Won: PCC

Coach: John Wooden

12/2	58		@Brigham Young	75
12/3	65		@Brigham Young	67
12/9	68	(16)	Denver @Long Beach	40
12/10	76	(16)	Purdue @Long Beach	60
12/16	65		@Nebraska	71
12/17	68		@Wichita State	76
12/26	93		St. John's @New York	86
12/28	72		Duquesne @New York	57
12/30	53		USF @New York (1)	70
1/6	92		Idaho @Pan-Pacific	73
1/7	78		Idaho @Pan-Pacific	61
1/13	86		@Washington State	72
1/14	95		@Washington State	70
1/28	99		@Arizona State	79
2/3	61	(20)	Washington @Pan-Pacific	60
2/4	82	(20)	Washington @Pan-Pacific	75
2/10	50	(18)	@Stanford	48
2/11	81	(18)	@Stanford	72
2/17	77	(20)	@Oregon State	56
2/18	72	(20)	@Oregon State	59
2/24	95	(15)	Oregon @Venice	71
2/25	108	(15)	Oregon @Venice	89
3/2	85	(13)	California @Venice	80
3/3	84	(13)	California @Venice	62
3/9	85	(10)	USC @Venice	70
3/10	97	(10)	USC @Loyola	84
3/16	61	(10)	USF @Corvallis (1)	72
3/17	94	(10)	Seattle @Corvallis	70

(Final Polls: UPI -9; AP - 8)

1954-55

21-5; PCC, 11-1 (1st-South)

Championships Won: PCC Southern Div.

Coach: John Wooden

12/4	86		Kansas State	57
12/10	74	(13)	Santa Clara	39
12/11	47	(13)	USF	40
12/17	65	(8)	@Santa Clara	58
12/18	44	(8)	@USF	56
12/21	65	(17)	Colorado	62
12/22	106	(17)	New Mexico	41
12/27	88	(17)	Niagara @New York (10)	86
12/29	77	(15)	LaSalle @New York (3)	85
12/31	104	(15)	Dayton @New York (4)	92
1/7	56	(7)	@Stanford	61
1/8	91	(7)	@Stanford	75

VARSI GAME-BY-GAME RESULTS

1/14	70	(10)	USC (18)	67
1/15	76	(10)	USC (18)	64
1/28	91	(9)	UCSB	62
1/29	84	(9)	Cal Poly (SLO)	55
2/4	83	(8)	California	64
2/5	84	(8)	California	63
2/11	85	(8)	Stanford	63
2/12	72	(8)	Stanford	59
2/18	55	(9)	@California	48
2/19	84	(9)	@California	76
2/25	66	(9)	USC @Long Beach	65
2/26	75	(9)	USC @Long Beach	55
3/4	75	(9)	Oregon State @Corvallis (14)	82
3/5	64	(9)	Oregon State @Corvallis (14)	83

(Final Polls: UPI -12; AP - 13)

1953-54
18-7; PCC, 7-5 (2nd-South)
Coach: John Wooden

12/5	79		West Texas State	48
12/11	90		Arizona	45
12/12	84		Arizona	48
12/18	70	(17)	@Denver	63
12/19	66	(17)	@Denver	45
12/21	53	(17)	La Salle @Lexington (20)	62
12/22	72	(13)	Duke @Lexington	67
12/26	89	(13)	Oregon	74
12/28	79	(13)	Oregon	53
12/30	60	(14)	Iowa @Pan-Pacific	65
12/31	67	(14)	Michigan St. @Pan-Pacific	57
1/8	53		@California	62
1/9	65		@California	73
1/15	65		USC @Pan-Pacific	68
1/16	81		USC @Pan-Pacific	63
1/29	66		Oregon	56
1/30	103		Pepperdine	68
2/5	92		Stanford	73
2/6	77		Stanford	58
2/12	82		California (14)	54
2/13	71		California (14)	62
2/19	92		@Stanford	77
2/20	88		@Stanford	80
2/26	68	(19)	USC	79
2/27	67	(19)	USC	69

(Final Polls: UPI -NR; AP - NR)

1952-53
16-8; PCC, 6-6 (3rd-South)
Coach: John Wooden

12/5	73		@Oregon State	63
12/6	58		@Oregon State	43
12/12	49		Washington	53
12/13	54		Washington	47
12/19	60	(12)	@Michigan State	55
12/20	60	(12)	Notre Dame @East Lansing (7)	68
12/22	91	(12)	@Bradley	83
12/26	74	(20)	Oregon State	58
12/27	69	(20)	Oregon State	61
1/2	68		California	72
1/3	66		California	68
1/9	54		USC (12)	65
1/10	72		USC (12)	62
1/16	67	(19)	@Stanford	66
1/17	74	(19)	@Stanford	71
1/30	77		San Diego State	48
2/5	79		Bradley	73
2/6	91		UCSB	50
2/13	67		@California (19)	63
2/14	62		@California (19)	70
2/20	75		Stanford	50
2/21	66		Stanford	58
2/27	65		USC @Pan-Pacific	66
2/28	64		USC @Pan-Pacific	76

(Final Polls: UPI -NR; AP - NR)

1951-52
19-12; PCC, 8-4 (1st-South)
Championships Won: PCC
Coach: John Wooden

12/1	85		Arizona State	56
12/7	52		@Washington	60
12/8	61		@Washington	76
12/14	64		USF	55
12/15	64		West Texas State	57
12/21	60		Denver	58
12/22	60		Denver	51
12/26	53	(16)	@Kentucky (1)	84
12/28	67	(16)	@Illinois (2)	73
12/29	67		@Bradley	66
1/4	81		Stanford	63
1/5	71		Stanford	73
1/11	55		USC @Pan-Pacific	48
1/12	67		USC @Pan-Pacific	58

1/18	59		@California	61
1/19	51		@California	54
2/1	70		St. Mary's @San Francisco	62
2/2	59		Santa Clara @San Francisco	66
2/8	72		Pepperdine	70
2/9	67		Cal Poly (SLO)	40
2/15	72		@Stanford	68
2/16	68		@Stanford	77
2/22	67		California	54
2/23	68		California	42
2/29	66		USC	51
3/1	63		USC	57
3/7	65	(19)	Washington @UCLA (6)	53
3/8	50	(19)	Washington @UCLA (6)	53
3/10	60	(19)	Washington @UCLA (6)	50
3/21	59	(19)	Santa Clara @Corvallis	68
3/22	53	(19)	Oklahoma City @Corvallis	55

(Final Polls: UPI -T-20; AP - 19)

1950-51
19-10; PCC, 9-4 (T-1st-South)
Championships Won: PCC
Southern Div.
Coach: John Wooden

12/2	79		Arizona State	49
12/8	77		@Oregon	55
12/9	54		@Oregon	72
12/15	71		Santa Clara	48
12/16	82		San Jose State	59
12/19	74	(9)	@Bradley (2)	79
12/21	71	(9)	Long Island U. @New York (7)	90
12/23	63	(9)	@Iowa	80
12/28	68		Pittsburgh	44
12/30	95		LSU	66
1/5	78		@Stanford	73
1/6	71		@Stanford	74
1/12	34		USC @Pan-Pacific (19)	53
1/13	57		USC @Pan-Pacific (19)	44
1/26	69		Arizona @San Francisco (14)	63
1/27	75		USF @San Francisco	42
2/2	76	(19)	UCSB	55
2/3	75	(19)	Pepperdine	60
2/9	60		@California	62
2/10	61		@California	56
2/16	56		Stanford	48
2/17	90		Stanford	67
2/23	75		California	57
2/24	62		California	59
3/2	59	(17)	USC (18)	53
3/3	41	(17)	USC (18)	43
3/5	49	(17)	USC (18)	41
3/9	51		@Washington (15)	70
3/10	54		@Washington (15)	71

(Final Polls: UPI -16; AP - NR)

1949-50
24-7; PCC, 10-2 (1st-South)
Championships Won: PCC
Coach: John Wooden

12/3	83		Arizona State	55
12/9	65		San Diego State	36
12/10	55		Pepperdine	41
12/16	68		Santa Clara @San Francisco	56
12/17	40		USF @San Francisco	53
12/23	65		@Illinois	63
12/26	62		@LaSalle	57
12/27	60		CCNY @New York	53
12/29	58		@Northwestern	64
12/30	52		@Wisconsin	54
12/31	68		@Marquette	52
1/6	50	(9)	California	45
1/7	71	(9)	Stanford	55
1/13	45	(10)	USC @Pan-Pacific	58
1/14	68	(10)	USC	47
1/27	67	(11)	UCSB	43
1/28	69	(11)	Cal Poly (SLO)	38
2/3	93	(13)	Fresno State	43
2/4	74	(13)	Santa Clara	64
2/10	65	(12)	@Stanford	55
2/11	54	(12)	@California	47
2/17	69	(10)	Stanford	59
2/18	64	(10)	California	56
2/24	46	(7)	@California	44
2/25	62	(7)	@Stanford	57
3/3	43	(6)	USC	45
3/4	74	(6)	USC @Pan-Pacific	57
3/10	60	(7)	Wash. State @UCLA (18)	58
3/11	52	(7)	Wash. State @UCLA (18)	49
3/24	59	(7)	Bradley @Kansas City (1)	73
3/25	62	(7)	Brigham Young @Kansas City	83

(Final Polls: AP - 7)

1948-49
22-7; PCC, 10-2 (1st-South)
Championships Won: PCC
Southern Div.
Coach: John Wooden

12/3	43		UCSB	37
12/4	51		Loyola (Los Angeles)	38
12/10	61		St. Mary's @San Francisco	58
12/11	61		USF @San Francisco	57
12/17	61		Santa Clara	43
12/21	49		Northwestern @Pan-Pacific	44
12/23	46		Wisconsin @Pan-Pacific	49
12/27	54		Wash. State @San Francisco	44
12/28	47		Stanford @San Francisco	55
12/30	58		Oregon State @San Francisco	62
1/7	52		@Stanford	61
1/8	63		@California	54
1/14	74		USC	68
1/15	52		USC @Olympic Aud.	59
1/28	68		Cal Poly (SLO)	46
1/29	77		Fresno State	33
2/3	73		20th Century-Fox	55
2/5	51		Pittsburgh	48
2/11	49		California	37
2/12	59		Stanford (10)	48
2/18	45		@California	42
2/19	59		@Stanford (20)	46
2/25	56		Stanford	50
2/26	59		California	50
3/4	51		USC @Olympic Aud.	50
3/5	63		USC	55
3/11	41	(15)	@Oregon State	53
3/12	46	(15)	@Oregon State	39
3/14	35	(15)	@Oregon State	41

(Final Polls: AP - 15)

1947-48
12-13; PCC, 3-9 (T-3rd-South)
Coach: Wilbur Johns

11/28	49		Loyola (L.A.)	34
11/29	53		Loyola (L.A.)	24
12/5	47		Santa Clara	42
12/6	50		Santa Clara	55
12/12	51		@Nevada	38
12/13	63		@Oakland Bittners	67
12/16	67		20th Century-Fox	47
12/19	42		Baylor	45
12/20	58		College of Pacific	41
12/27	64		St. Joseph's @Phila.	54
12/29	66		Long Island U. @N.Y.	64
1/1	50		Cornell @Buffalo	47
1/9	49		California	58
1/10	55		Stanford	47
1/16	42		USC @Olympic Aud.	56
1/17	51		USC @Olympic Aud.	50
1/24	57		@Sacramento Senators	59
2/13	47		@Stanford	64
2/14	44		@California	62
2/20	47		Stanford	55
2/21	39		California	44
2/27	37		@California	41
2/28	48		@Stanford	46
3/5	57		USC @Olympic Aud.	68
3/6	46		USC @Olympic Aud.	62

1946-47
18-7; PCC, 9-3 (1st-South)
Championships Won: PCC
Southern Div.
Coach: Wilbur Johns

12/6	32		Santa Barbara St.	18
12/7	43		USF	30
12/13	81		Redlands	46
12/14	49		Santa Clara	54
12/20	83		Los Angeles Police	18
12/26	54		Wyoming @Buffalo	41
12/28	50		St. Joseph's @Phila.	48
12/30	49		NYU @N.Y.	66
1/2	59		@Purdue	53
1/10	33		Stanford	38
1/11	48		Stanford	40
1/17	60		USC @Shrine Aud.	46
1/18	61		USC	46
1/24	52		@California	45
1/25	46		@California	62
2/7	69		Carroll's Shamrocks	59
2/10	66		20th Century-Fox	58
2/14	85		California	52
2/15	72		California	59
2/21	56		@Stanford	39
2/22	53		@Stanford	68
2/28	71		USC @Shrine Aud.	66
3/1	66		USC	54
3/7	52		@Oregon State	69
3/8	46		@Oregon State	63

VARSVITY GAME-BY-GAME RESULTS

1945-46

8-16; PCC, 5-7 (3rd-South)

Coach: Wilbur Johns

12/4	31	Carroll Shamrocks (Glendale HS)	34
12/7	44	Long Beach ATC	41
12/8	37	Pepperdine	47
12/11	25	@Santa Ana Army Air Base	38
12/14	31	@San Diego Naval TC	36
12/15	34	@San Diego Dons	38
12/18	33	@Camp Ross	47
12/21	33	Caltech	9
12/22	30	St. Mary's Pre-Flight	44
12/28	40	20th Century-Fox @Shrine Aud.	45
12/30	49	Camp Ross @Shrine Aud.	67
1/4	33	@California	45
1/5	35	@California	37
1/11	33	USC @Shrine Aud.	43
1/12	40	USC	45
1/18	35	@Stanford	18
1/19	41	@Stanford	29
1/23	49	Long Beach Proctors	29
2/1	37	California	50
2/2	25	California	49
2/8	39	Stanford	26
2/9	47	Stanford	20
2/15	45	USC @Shrine Aud	35
2/16	43	USC	60

1944-45

12-12; PCC, 3-1 (1st-South)

Championships Won:PCC Southern Div.

Coach: Wilbur Johns

44	L.A.C.C.	30
35	Occidental	36
33	El Toro Marines	37
33	@Pepperdine	36
29	@San Diego Marines	53
45	@Occidental	47
32	@San Diego Navy	35
35	@Santa Ana Army AB	47
42	@Caltech	37
56	20th Century-Fox	76
25	@USC	53
44	@Camp Ross	50
37	@California	26
46	San Diego Coast Guard	40
41	Pepperdine	28
57	March Field	50
41	USC	36
40	San Diego Naval TC	37
26	Fairfield Skymasters	29
29	Caltech	28
47	Camp Ross	42
50	California	44
34	USC	28
20	@USC	37

1943-44

10-10; PCC, 3-3 (2nd-South)

Coach: Wilbur Johns

36	Pepperdine	48
18	@Long Bch. Ferry Command	23
58	Caltech	41
52	Occidental	34
50	@Redlands	26
56	Redlands	39
42	@Roosevelt Base	43
41	20th Century-Fox	49
47	Camp Santa Anita	40
33	USC	19
36	@Caltech	38
44	@Occidental	42
41	USC @Shrine Aud.	48
32	March Field	34
27	California	36
24	@California	36
40	@Pepperdine	38
36	@San Diego Naval TC	43
32	USC @Shrine Aud.	30
40	USC	32

1942-43

14-7; PCC, 4-4 (T-2nd-South)

Coach: Wilbur Johns

42	Lockheed-Vega All-Stars	34
38	@Loyola	17
37	Loyola	20
41	USF	30
39	USF	37
42	Whittier (OT)	44
68	Los Alamitos Naval AB	43
46	Santa Ana Army AB	37
49	California	40
52	@20th Century-Fox	53
43	20th Century-Fox	37
49	USC @Shrine Aud.	60
39	USC @Shrine Aud.	51
43	@Santa Ana Army AB	36
39	@20th Century-Fox	44
41	St. Mary's Pre-Flight	38
60	Stanford	57
41	@Stanford	60
42	@California	40
42	USC	37
46	USC	53

1941-42

5-18; PCC, 2-10 (4th-South)

Coach: Wilbur Johns

39	Loyola	36
18	@Creighton	34
27	@Purdue	38
33	@Indiana	47
42	@Nebraska	36
45	Loyola Chicago	53
34	Loyola L.A.	40
40	@USF	46
67	@Santa Clara	52
51	USC	59
49	20th Century-Fox	60
43	@Stanford	54
30	@Stanford	49
54	@20th Century-Fox	55
50	California	54
50	California	34
30	@USC	42
30	Stanford	42
28	Stanford	36
33	@California	32
43	@California	51
44	USC	63
35	USC	49

1940-41

6-20; PCC, 2-10 (4th-South)

Coach: Wilbur Johns

28	@San Diego State	33
31	@San Diego State	34
26	@20th Century-Fox	38
23	@DePaul	30
43	@Western State	56
49	@Bradley	52
21	@Illinois State Normal	37
26	Indiana	51
39	Loyola L.A.	38
27	Bradley	36
55	USF	53
45	St. Mary's	29
35	USC	56
32	California	42
35	California	33
37	@Bank of America	44
44	Stanford	54
45	Stanford	44
41	USC	43
45	@St. Mary's	40
32	@California	54
28	@California	30
44	@Stanford	49
34	@Stanford	56
47	@USC	53
37	@USC	52

1939-40

8-17; PCC, 3-9 (4th-South)

Coach: Wilbur Johns

24	@San Diego State	46
31	@San Diego State	28
39	Bank of America	38
21	@Santa Clara	36
46	@San Jose State	33
31	@San Jose State	40
39	No. American Aviation	42
33	20th Century-Fox	39
34	Cal Aggies	32
28	New Mexico State	29
34	St. Mary's	33
36	Loyola L.A.	40
38	@Stanford	53
36	@Stanford	40
32	USC @Shrine Aud.	50
29	Bank of America	51
33	@California	39
34	@California	32
26	USC @Shrine Aud.	60
42	Stanford	51
42	Stanford (OT)	37
26	California	48
35	California	33
26	USC	32
35	USC	47

1938-39

7-20; PCC, 0-12 (4th-South)

Coach: Caddy Works

44	Los Angeles CC	28
51	Pomona	34
76	LaVerne	19
49	@San Diego State	52
43	@San Diego State	56
29	Idaho	36
35	Tulane	37
55	Long Beach JC	27
47	Los Angeles CC	41
38	Ohio State @Berkeley	46
30	Nebraska @Berkeley	35
57	Ohio State	59
42	Nebraska	40
46	@Occidental	34
39	California	54
33	California	49
36	USC	69
35	@Pomona	43
44	@Stanford	56
21	@Stanford	47
49	USC	59
32	California @S.F. Fair	54
22	California @S.F. Fair	42
32	Stanford	38
33	Stanford	37
35	USC	43
26	USC	57

1937-38

4-20; PCC, 0-12 (4th-South)

Coach: Caddy Works

35	Los Angeles JC	21
27	LaVerne	25
33	Chico State	26
25	@Oregon State	39
26	@Oregon	47
25	@Washington State	48
31	@Washington State	40
19	@Idaho	33
21	@Idaho	30
29	Loyola L.A.	26
33	Indiana @Shrine Aud.	42
39	Purdue @Shrine Aud.	63
31	USC @Pan Pacific	48
37	California @Pan Pacific	39
27	California @Pan Pacific	32
30	USC @Pan Pacific	40
33	Stanford @Pan Pacific	69
29	Stanford @Pan Pacific	56
31	@Stanford	53
33	@Stanford	50
21	@California	32
22	@California	41
33	USC @Pan Pacific	52
35	USC @Pan Pacific	57

VARSVITY GAME-BY-GAME RESULTS

1936-37

6-14; PCC, 2-10 (4th-South)

Coach: Caddy Works

39	Compton JC	6
41	Los Angeles JC	30
30	@Oregon	56
23	@Washington State	33
45	@Idaho	34
26	@Idaho	30
40	@Oregon State	38
51	Washington (2 OT)	52
31	USC	41
40	@Stanford	63
36	@Stanford	69
31	USC	36
27	@California	33
46	@California (OT)	44
40	Stanford	42
38	Stanford	67
36	USC	46
37	California	33
31	California	43
29	USC	43

1935-36

10-13; PCC, 2-10 (4th-South)

Coach: Caddy Works

36	Baxter Club Glendale	28
30	Los Angeles JC	22
50	Glendale JC	24
23	Universal Pictures	20
28	COP @ Sacramento	31
30	@San Jose State	22
42	@Santa Clara	33
32	Utah State	43
36	Joe E. Brown All-Stars	25
40	Utah State	36
34	Utah State	44
30	@Stanford	44
44	@Stanford	37
36	USC @Olympic Aud.	38
33	@California	35
26	@California	30
24	USC @Olympic Aud.	32
32	Stanford	45
35	Stanford	39
32	USC @Olympic Aud.	36
32	California	34
32	California	28
28	USC @Olympic Aud.	55

1934-35

11-12; PCC, 4-8 (T-3rd-South)

Coach: Caddy Works

47	@Whittier	30
31	Los Angeles JC	15
35	@Fresno State	31
43	@Chico State (OT)	41
35	@San Jose State	25
30	@Santa Clara	32
11	Universal Pictures	20
34	@St. Mary's	38
39	Utah State	44
31	@San Diego State	28
34	@San Diego State	25
34	USC	39
22	USC	52
22	USC	55
33	USC	43
35	California	24
26	California	38
39	@California (OT)	37
21	@California	38
34	Stanford @Olympic Aud.	27
38	Stanford @Olympic Aud.	32
28	@Stanford	33
16	@Stanford	35

1933-34

10-13; PCC, 2-10 (4th-South)

Coach: Caddy Works

52	Long Beach JC	29
37	Whittier	27
48	LaVerne	24
31	@Chico State	28
41	@Chico State	23
55	@St. Mary's	45
30	@San Francisco Olympic Club	35
33	@San Francisco Athens AC	27
24	@Santa Clara	47
24	@Santa Clara	40
35	Los Angeles JC	15
26	Stanford	45
32	Stanford	31
26	USC	39
31	@California	46
28	@California	39
22	USC	39
28	@Stanford	31
34	@Stanford	39
30	California	42
40	California	38
21	USC	46
23	USC	32

1932-33

10-11; PCC, 1-10 (4th-South)

Coach: Caddy Works

41	LaVerne	34
68	Whittier	36
82	Hollywood AC	36
33	Pasadena Majors	41
32	Los Angeles JC	21
37	Hancock Oilers	30
50	Nevada	26
44	Nevada	29
54	Utah State	39
41	Santa Clara	22
37	@California	40
29	@California	33
27	USC @Olympic Aud.	49
44	@Stanford	36
38	@Stanford	41
33	USC @Olympic Aud.	39
28	California	37
36	California	37
18	USC @Olympic Aud.	44
38	Stanford	40
35	Stanford	41

1931-32

9-10; PCC, 4-7 (3rd-South)

Coach: Caddy Works

35	Hollywood AC	20
38	Whittier	21
48	Whittier	23
24	Pasadena Majors	34
27	Utah State	39
20	Utah State	33
30	Utah State	21
30	Los Angeles AC	25
22	@Stanford	25
26	@Stanford	31
18	California @Olympic Aud.	29
25	California @Olympic Aud.	26
19	USC @Olympic Aud.	17
35	Stanford @Olympic Aud.	31
28	Stanford @Olympic Aud.	18
28	@California	34
29	@California	31
26	USC @Olympic Aud.	24
31	USC @Olympic Aud.	35

1930-31

9-6; PCC, 4-5 (3rd-South)

Coach: Caddy Works

57	@Whittier	23
43	Pomona	15
42	Hollywood AC	34
24	Los Angeles AC	41
28	Montana	27
59	Montana	27
32	Stanford @Olympic Aud.	23
28	Stanford @Olympic Aud.	26
24	California @Olympic Aud.	26
25	USC	16
28	@Stanford	29
39	@California	43
28	@California	30
22	USC	24
46	USC	23

1929-30

14-8; PCC 3-6

Coach Caddy Works

51	Elks Club	34
37	LaVerne	22
48	@Pomona	19
44	Hollywood AC	32
23	Los Angeles AC	17
34	Whittier	14
46	Occidental	26
53	Cal Tech	24
40	BYU	47
47	BYU	43
44	Utah	34
43	Utah	33
44	Utah	52
63	Stanford @Olympic Aud.	30
26	@California	23
16	USC	33
37	@Stanford	40
20	@Stanford	15
29	California @Olympic Aud.	32
30	California @Olympic Aud.	32
30	USC	42
28	USC	33

1928-29

7-9; PCC 1-8

Caddy Works

43	@Pomona	22
46	@LaVerne	24
40	Hollywood AC	23
43	Los Angeles AC	25
32	@Utah	28
28	@Utah	44
41	North Dakota @Olympic Aud.	29
21	@California	26
31	@California	35
31	California @Olympic Aud.	47
20	@Stanford	34
26	Stanford @Olympic Aud.	34
24	Stanford @Olympic Aud.	32
23	USC @Olympic Aud.	28
31	USC @Olympic Aud.	39
44	USC @Olympic Aud.	33

1927-28

10-5; PCC 5-4

Coach: Caddy Works

53	Pomona	32
70	Pomona	10
52	Cal Tech	16
	Los Angeles AC	
	Hollywood AC	
	Pacific Coast Club	
29	@Stanford	22
28	@Stanford	22
27	Stanford @Olympic Aud.	34
34	California @Olympic Aud.	35
48	California @Olympic Aud.	36
26	California @Olympic Aud.	33
35	USC @Olympic Aud.	45
34	USC @Olympic Aud.	27
47	USC @Olympic Aud.	37

1926-27

12-4 Overall

Coach: Caddy Works

28	Hollywood AC	36
17	Pacific Coast Club	28
32	Oregon Agric. Col.	22
17	Idaho	32
21	Stanford	17
23	Stanford	21
32	Occidental	17
31	San Diego State	9
28	San Diego State	19
24	Cal Tech	16
48	Pomona	13
28	Occidental	14
42	Redlands	26
42	Pomona	16
22	Whittier	31
29	Whittier	23

VARSITY GAME-BY-GAME RESULTS

1925-26

14-2 Overall

Coch: Caddy Works

27	Hollywood AC	25
32	San Diego State	17
33	Los Angeles AC	19
36	Montana State	21
32	Oregon Agric. Col	22
28	Stanford	15
32	Redlands	8
38	Occidental	11
45	Occidental	14
37	Pomona	20
29	Stanford	32
8	California	22
27	Cal Tech	21
29	Whittier	23
18	Whittier	14
46	Redlands	17

1924-25

11-6 Overall

Coch: Caddy Works

54	LaVerne	11
53	San Diego State	33
15	Oregon Agric. Col	20
17	Stanford	23
10	Stanford	23
24	California	33
21	SF Olympic Club	25
48	Redlands	5
32	Whittier	11
31	Pomona	18
29	Pomona	14
31	Redlands	16
36	Occidental	20
23	Occidental	24
22	Whittier	15
29	Cal Tech	19
30	Cal Tech	20

1923-24

8-2 Overall

Coch: Caddy Works

51	Cal Tech	20
24	Redlands	17
41	Occidental	9
32	Pomona	24
46	Cal Tech	24
28	Redlands	23
20	Occidental	14
20	Whittier	22
29	Pomona	21
21	Whittier	23

1922-23

12-4 Overall

Coch: Caddy Works

40	Cal Tech	15
34	Redlands	21
33	Occidental	11
40	Whittier	11
27	Pomona	18
42	Cal Tech	13
24	Redlands	26
61	Occidental	12
38	Pomona	27
37	Whittier	27
39	California	32
15	California	47
43	Arizona	30
22	Arizona	33
43	Arizona	30
22	Arizona	32

1921-22

9-1 Overall

Coch: Caddy Works

30	Cal Tech	12
24	Redlands	26
33	Occidental	24
29	Whittier	9
34	Pomona	22
19	Cal Tech	17
41	Redlands	19
34	Occidental	14
23	Whittier	15
46	Pomona	18

1920-21

8-2 Overall

Coch: Fred W. Cozens


28	California	36
29	Redlands	26
24	Pomona	21
32	Cal Tech	18
26	Redlands	22
36	Occidental	26
18	Whittier	16
26	Whittier	24
36	Pomona	24
37	Cal Tech	22
29	California	46

1919-20

12-2 Overall

Coch: Fred W. Cozens

46	Manual Arts HS	38
45	Hollywood HS	21
26	L.A. Poly HS	22
21	L.A. Poly HS	12
21	Redlands	34
41	Occidental	29
44	Pomona	29
33	Whittier	23
36	Throop	25
43	Occidental	30
33	Pomona	30
33	Whittier	21
30	Throop	41
23	Redlands	17



Fred W. Cozens was UCLA's first basketball coach, guiding the Bruins in the 1919-20 and 1920-21 seasons.